



**CINCINNATI  
BENGALS  
2019  
MEDIA GUIDE**



# CINCINNATI BENGALS

One Paul Brown Stadium, Cincinnati, Ohio 45202

Administrative Offices: (513) 621-3550 | FAX: (513) 621-3570

Bengals Ticket Hotline: (513) 621-8383 | Toll-free Ticket Hotline: (866) 621-8383

[www.bengals.com](http://www.bengals.com)

## 2019 SCHEDULE

### Preseason

DAY	DATE	OPPONENT	TIME
Sat.	Aug. 10	at Kansas City	8 p.m.
Thurs.	Aug. 15	at Washington	7:30 p.m.
Thurs.	Aug. 22	N.Y. GIANTS	7 p.m.
Thurs.	Aug. 29	INDIANAPOLIS	7 p.m.

### Regular season

DAY	DATE	OPPONENT	TIME
Sun.	Sept. 8	at Seattle	4:05 p.m.
Sun.	Sept. 15	SAN FRANCISCO	1 p.m.
Sun.	Sept. 22	at Buffalo	1 p.m.
Mon.	Sept. 30	at Pittsburgh (ESPN)	8:15 p.m.
Sun.	Oct. 6	ARIZONA*	1 p.m.
Sun.	Oct. 13	at Baltimore*	1 p.m.
Sun.	Oct. 20	JACKSONVILLE*	1 p.m.
Sun.	Oct. 27	vs. L.A. Rams (at London)	1 p.m.
Sun.	Nov. 3	— BYE —	
Sun.	Nov. 10	BALTIMORE*	1 p.m.
Sun.	Nov. 17	at Oakland*	4:25 p.m.
Sun.	Nov. 24	PITTSBURGH*	1 p.m.
Sun.	Dec. 1	N.Y. JETS*	1 p.m.
Sun.	Dec. 8	at Cleveland*	1 p.m.
Sun.	Dec. 15	NEW ENGLAND*	1 p.m.
Sun.	Dec. 22	at Miami*	1 p.m.
Sun.	Dec. 29	CLEVELAND*	1 p.m.

All times are Eastern.

An asterisk (\*) denotes a game subject to flexible scheduling.



# 2019 MEDIA GUIDE

## TABLE OF CONTENTS

### INFORMATION FOR NEWS MEDIA

Covering the Bengals .....	2
Bengals media .....	3
Bengals in the community .....	4

### STAFF

Team directory .....	5
Head Coach Zac Taylor .....	6
Assistant coaches .....	7-17

### PLAYERS

Alphabetical roster .....	20
Numerical roster .....	21
Pronunciation guide .....	22
Player biographies (all are ordered alphabetically) .....	23-151

### 2018 REVIEW

NFL standings .....	154
Regular-season statistics .....	155
Game-by-game team statistics .....	156
Best performances .....	157
Starting lineups .....	158
Regular-season participation chart .....	159
Transactions (9-3-18 through 6-27-19) .....	160-161
Game summaries .....	162-169
Preseason statistics .....	170
Preseason participation chart .....	171

### RECORDS\*

Bengals regular-season individual records .....	174-179
Bengals regular-season team records .....	180-183
Opponents' regular-season individual records .....	184

(\*NOTE: Postseason records can be found on pages 307-314 in the postseason portion of the team history section.)

### TEAM HISTORY

Team chronology .....	186-197
All-time results .....	198-209
Regular season and postseason .....	198-204
Preseason .....	205-206
By opponent .....	206-209
Preseason vs. 2019 opponents .....	209
Coaching history .....	210-213
Head coaches .....	210
Assistant coaches .....	210
Year-by-year coaching staffs .....	211-213
Player history .....	214-228
All-time roster .....	214-217
Uniform numbers .....	218-221
Trades .....	222-223
Drafts .....	224-227
Alumni list .....	228
Statistics history .....	229-296
Year-by-year team statistics .....	229-279
Offense/defense — year-by-year team totals .....	280
Offense/defense — year-by-year team rankings .....	281
Year-by-year individual leaders .....	282-285
All-time individual statistics .....	286-292
Superlative performances .....	293-295
Last times .....	296
Longest plays .....	296
Miscellaneous history .....	297-306
Pro Bowl history .....	297
Hall of Fame history .....	298
Stadium history .....	299-300
Pro football history in Cincinnati .....	301
Miscellaneous facts and figures .....	302-306
Postseason history .....	307-340
Bengals postseason individual records .....	307-310
Bengals postseason team records .....	311
Opponents' postseason individual records .....	312-313
Opponents' postseason team records .....	314
All-time postseason statistics .....	315-316
Year-by-year postseason statistics .....	317-330
Postseason game summaries .....	331-340

The Cincinnati Bengals 2019 media guide is published by The Cincinnati Bengals, Inc. (copyright © 2019). It was prepared by PJ Combs and Pete Schramm of the Bengals' media relations department, with assistance provided by Emily Parker, Jordan Beasley and Mitchell George. Design, typography and layout by PJ Combs. Cover design by PJ Combs. Research and statistical assistance provided by Elias Sports Bureau. Photography by Greg Rust and Associated Press. Printing by BPT Communication Solutions, Cincinnati, Ohio.

Permission to use and/or reprint information from this media guide is granted to news reporters/organizations for the purpose of journalistic news coverage of The Cincinnati Bengals. Any other person or organization wishing to use and/or reprint information from this media guide for any reason must obtain written permission from The Cincinnati Bengals.

All information in this media guide is accurate through July 15, 2019.

**THIS PAGE HAS BEEN REMOVED  
FROM THE DOWNLOADABLE WEBSITE  
VERSION OF THE MEDIA GUIDE**

**MEDIA SHOULD CONTACT THE  
MEDIA RELATIONS DEPARTMENT  
FOR THIS INFORMATION**

# BENGALS MEDIA

## TEAM TALENT



**Marisa  
Contipelli**



**Dan  
Hoard**



**Geoff  
Hobson**



**Dave  
Lapham**



**Anthony  
Munoz**



**Mike  
Watts**



**Solomon  
Wilcotts**

## WEBSITE AND SOCIAL MEDIA

The Cincinnati Bengals' official Web site ([www.bengals.com](http://www.bengals.com)) offers a variety of features, including up-to-the-down live coverage of every game, complete with news and analysis. During the season, the site provides breaking news, daily team updates and extensive multimedia offerings, including weekly news conferences as well as one-on-one video interviews with players and coaches throughout the week and following each game. Also on the website are the club's roster, depth chart, biographies of coaches and players, as well as information

regarding tickets, cheerleaders and Paul Brown Stadium.

Geoff Hobson, former Bengals beat reporter of both The Cincinnati Post and The Cincinnati Enquirer, is the website's senior writer. Marisa Contipelli is the team reporter for Bengals.com and provides news, features and analysis of the team on both the website and social media.

Fans and media also may follow the Cincinnati Bengals on Facebook ([www.facebook.com/bengals](http://www.facebook.com/bengals)), Twitter (@bengals) and Instagram (@bengals).

## RADIO NETWORK

Games will be aired this season on the Bengals Radio Network, led by three flagship stations in the Cincinnati market. All games will be carried by Cincinnati's WCKY-AM (ESPN 1530) and WEBN-FM (102.7). Once the Major League Baseball season is over, games also will be aired on WLW-AM (700).

Dan Hoard, a former sports director and broadcaster on WXIX-TV (FOX 19) in Cincinnati, is in his ninth season as the radio play-by-play voice. He also is the radio voice of University of Cincinnati football and basketball, and he has prior experience as the play-by-play voice on Bengals preseason TV.

Dave Lapham, a Bengals offensive lineman from 1974-83, is in his 34th consecutive season as the analyst on the team's radio broadcasts. In past years, Lapham has been an analyst for NFL games on both NBC-TV and FOX-TV, Big 12 games on FOX-TV, and the NFL Europe League's World Bowl game on Sporting News Radio.

As of July 15, the Bengals Radio Network included the following stations:

### OHIO

CITY	STATION	FREQUENCY
Athens.....	WATH-AM	970
Canton.....	WTIG-AM	990
Celina.....	WCSM-FM	96.7
Cincinnati.....	WLW-AM	700
	WCKY-AM	1530
	WEBN-FM	102.7
Columbus.....	WXZX-FM	105.7
Dayton.....	WTUE-FM	104.7
Findlay.....	WBVI-FM	96.7

Lancaster.....	WLOH-FM	104.5
Lima.....	WIMA-AM	1150
Logan.....	WLOH-FM	99.3
Marietta.....	WMOA-AM	1490
Marion.....	WMRN-AM	1490
Marysville.....	WQTT-AM	1270
Mount Vernon.....	WMVO-AM	1300
Portsmouth.....	WIOI-AM	1010
	WIOI-FM	106.7
Zanesville.....	WHIZ-FM	92.7

### KENTUCKY

Ashland.....	WCMI-AM	1340
Cynthiana.....	WCYN-FM	102.3
Lexington.....	WBVX-FM	92.1
Louisville.....	WKRD-AM	790
Paintsville.....	WKYH-AM	600
Somerset.....	WTLO-AM	1480

### INDIANA

Vevay.....	WKID-AM	95.9
------------	---------	------

### WEST VIRGINIA

Huntington.....	WRVC-AM	930
Montgomery.....	WMON-AM	1340
Ravenswood.....	WMOV-AM	1360
	WMOV-FM	106.7
Saint Albans.....	WJYP-AM	1300

## PRESEASON TELEVISION

Mike Watts and Anthony Munoz again team up in the broadcast booth for this season's games on the Bengals Preseason TV Network. Watts is the play-by-play announcer, and Munoz is the color analyst. On the sidelines, Solomon Wilcotts is the broadcast team's on-field analyst for preseason home games, and Marisa Contipelli is the sideline reporter for preseason road games.

An Ohio native, Watts has broadcast experience in a variety of sports with many networks, including ESPN, SEC Network, Major League Soccer, CONCACAF and other various colleges and conferences. The 2019 preseason will be his second as the Bengals Preseason TV Network's play-by-play voice. Munoz, the Bengals' Hall of Fame offensive tackle, is in his 22nd season as preseason analyst.

A former safety who played six NFL seasons — including four with the Bengals — Wilcotts has more than 25 years of broadcast experience as a reporter and analyst on television (CBS, NFL Network, ESPN, FOX Sports and Sky Sports), radio (Sirius) and the web (NFL.com). It's his first season with the Bengals Preseason TV Network. Contipelli, a former reporter/producer for Spectrum Sports and the Bengals' team reporter since 2018, also joins the preseason broadcast team this year.

For the 31st time in the past 32 years, Cincinnati's WKRC-TV (CBS Channel 12) is the flagship station of the network. Also on the network are WKEF-TV (ABC Ch. 22) in Dayton, Ohio; WSYX-TV (ABC Ch. 6) in Columbus, Ohio; WLIO-TV (FOX Ch. 8.2) in Lima, Ohio; WDKY-TV (FOX Ch. 56) in Lexington, Ky.; and WDRB-TV (FOX Ch. 41) in Louisville, Ky.

## WEEKLY TELEVISION SHOW

The Bengals produce a weekly television show — Bengals Weekly, hosted by Dan Hoard, who is joined by analyst Dave Lapham and team reporter Marisa Contipelli — that will air every Sunday morning during the 2019 NFL

regular season at 11:30 a.m. on WKRC-TV (Channel 12) in Cincinnati.

The show also will air on Sundays at 10:30 a.m. on WRGT-TV (FOX Ch. 45) in Dayton and at 12 a.m. on WWHO-TV (CW Ch. 53) in Columbus.

# BENGALS IN THE COMMUNITY

## REACHING OUT TO HELP OTHERS

The Cincinnati Bengals have a strong commitment to making a difference in the community, generating more than \$1.8 million each year for community groups. This includes direct Bengals corporate contributions, NFL Charities and other efforts with business partners.

The Bengals believe there are many great organizations, foundations and charities in the Greater Cincinnati area and choose to cast a broad net to support these groups. With more than 100 organizations supported each year, many fans have their lives touched by an organization supported by the Bengals. Every level of the organization — from players to owners to coaches to staff — is involved in the effort.

Additionally, the team's player relations department coordinates visits by players year-round to schools, hospitals and other community sites. The team averages 250-300 individual player appearances per year, resulting in more than 1000 hours in the community.

### BENGALS COMMUNITY PARTNERS

- Activities Beyond the Classroom
- American Cancer Society
- American Heart Association
- Anthony Muñoz Foundation
- Armed Forces Ticket Association
- Boys & Girls Clubs of Greater Cincinnati
- Cincinnati Children's Hospital Medical Center
- Cincinnati Recreation Commission
- City Gospel Mission
- Cris Collinsworth Pro Scan Fund
- Dan Beard Council
- Donate Life
- Freestore Foodbank
- Good Samaritan Foundation
- Hoxworth Blood Center
- Life Learning Center
- Most Valuable Kids
- National Underground Railroad Freedom Center
- Special Olympics of Hamilton County
- Teach for America
- Team Smile
- The Salvation Army
- Toys for Tots
- United Way of Greater Cincinnati
- YMCA of Greater Cincinnati
- YWCA of Greater Cincinnati

### PLAYER FOUNDATIONS

There are substantial efforts undertaken by players to give back to the community. Examples include:

- The Run Gio Foundation, launched by Giovani Bernard, provides children of Haiti with an opportunity for a quality education. In addition to supporting education, the foundation offers youth football camps, free of charge, to children who may not have had the opportunity to attend otherwise.
- The Preston Brown Foundation is a vehicle to broaden his platform of promoting the value of education to youths of all ages. In October 2017, he launched "Preston's Playbook" with the help of one of his college teammates. Preston's Playbook is his community-based program, focused on giving back through a variety of outlets, including an annual free youth football camp.
- The Andy & JJ Dalton Foundation provides daily support, opportunities, resources and life-changing experiences to seriously ill and physically challenged children and their families in Cincinnati and Fort Worth.
- The Carlos Dunlap Foundation provides children with engaging and enriching activities to help them learn and grow, including working with underprivileged high school students to provide college readiness tools and throwing birthday parties for homeless kids who have never had one. One of Dunlap's core initiatives is an anti-bullying campaign that encourages kids to read a book and have an open discussion about bullying.
- Bobby Hart's Hart of Greatness Foundation works to identify greatness in children and young adults through educational, leadership, character and sports programs.
- Kevin Huber and his wife created the Foundation for Underserved Rescues, which provides resources and support to Cincinnati animal rescues.

- Dre Kirkpatrick's 21 Kids Foundation strives to improve public health, promote educational opportunities and enhance community development efforts. In addition, Kirkpatrick aims to create and sustain a healthy environment for the mental health community and assist youth in improving academics and athletics.

- The John Ross III Foundation aims to help young people and their communities by offering an array of support, guidance and developmental programs and facilities. From providing educational opportunities to career resources to extracurricular fun, the foundation expands the horizons of not only these young people, but their entire community as well.

### NFL PLAY 60

Cincinnati Children's Hospital Medical Center and the Cincinnati Bengals are working together to reverse obesity. As the Presenting Partner of Bengals PLAY 60, Cincinnati Children's Hospital will host multiple PLAY 60 events at Paul Brown Stadium throughout the year. Participating programs of these PLAY 60 events include South Avondale Schools, Hughes High School, Rockdale Academy and the Boys & Girls Club of Greater Cincinnati.

The NFL PLAY 60 mission is to make the next generation of youth the most active and healthy. This national youth health and fitness campaign focuses on increasing the wellness of young fans by encouraging them to be active for at least 60 minutes a day.

Since the launch of the campaign, the NFL has committed more than \$350 million to youth health and fitness through programming, grants and media time for public service announcements. The NFL and its clubs have supported programs in over 73,000 schools nationwide, encouraging more than 38 million children to boost physical activity and build a foundation for a healthy lifestyle.

### INSPIRING CHANGE

The Bengals organization and players donated \$300,000 to support four programs as part of the NFL "Inspire Change" social justice initiative. The programs focus on poverty and reducing barriers to opportunity, with a priority on supporting improvements in education and economic advancement and community and police relations.

"Our players do a lot of great things in the community and we're pleased to take advantage of this league program to expand the work we do in the Greater Cincinnati area," said Bengals executive vice president Katie Blackburn.

The Bengals are partnering with the Cincinnati Police Department and Cincinnati Recreation Commission to present the Dive Right Youth Flag Football program. Dive Right, which stands for "Diversity Done the Right Way," is designed to ground young people in the community with concepts of team culture by exploring the ideas of diversity, implicit bias and conflict resolution. Other organizations involved in the program include Youth at the Center, Hamilton County Juvenile Court, Cincinnati Youth To Work and No Excuses College Tours & Programs.

City Gospel Mission will use the funds to expand its JobsPlus program, a 10-week initiative that helps juniors and seniors at inner city high schools navigate a successful career path after graduation. JobsPlus teaches students life skills and job skills, helps them find a job and engages parents. The funds will enable the program to add two schools for the 2019-20 school year, bringing the total number of schools served to seven. The program currently serves Western Hills, Taft, Aiken, CCPA, and Shroder.

Activities Beyond the Classroom will use the funds to support the Academic & Athletic Accountability Pathway (AAA Pathway) in partnership with Cincinnati Public Schools. The AAA Pathway program provides mentoring and resources to student athletes throughout CPS high schools. The goal is to help students perform at their grade level, graduate from high school and understand their options beyond high school, whether that is college, the military or the workforce. AAA Pathway also helps 11th- and 12th-grade students prepare for post-graduation, with resources such as ACT Bootcamp Training, athletic-specific college resources and more.

Life Learning Center, which also received funding, delivers a holistic, integrated continuum of education and care to help "at-risk" citizens step up to their highest potential. The Center's 12-week program teaches individuals how to address barriers in many areas of life, including physical, relational, emotional, spiritual and financial. The individuals learn how to secure and sustain a improved life through gainful employment and working to change the future for the better. Life Learning Center recently teamed up with NaviGo and Children's Inc. to embark on an initiative that will bring a version of this 12-week program to middle school and high school students in Northern Kentucky.

# TEAM DIRECTORY

2019

## ADMINISTRATION

**President**  
Mike Brown  
**Executive Vice President**  
Katie Blackburn  
**Vice President — Player Personnel**  
Paul Brown  
**Vice President**  
Troy Blackburn

## BUSINESS OPERATIONS

**Director of Operations**  
Jeff Brickner  
**Director of Business Development**  
Bob Bedinghaus  
**Director of Security**  
Rusty Guy  
**Receptionist**  
Ellen Gilker

## FINANCE

**Chief Financial Officer**  
Johanna Kappner  
**Controller**  
Keith Theissen  
**Human Resources and Payroll Coordinator**  
Kelly Kirby  
**Staff Accountant**  
Dave Tracy  
**Accounts Payable Specialist**  
Tracey Sailer

## INFORMATION TECHNOLOGY

**Senior Director of Technology**  
Jake Kiser  
**Application Developer**  
Tyler Gross  
**IT Support Specialist**  
Steven Green  
**Network Administrator**  
Wilson Medder  
**Football Data Analyst**  
Sam Francis

## MARKETING/SALES

**Vice President — Chief Marketing Officer**  
Brian Sells  
**Director of Corporate Partnerships**  
Ryan Holmes  
**Senior Managers of Corporate Partnerships**  
Jackie Brown, Matt Sikich  
**Director of Partner Services and Community Engagement**  
Alex Simons  
**Partnership Activation Coordinators**  
Magda Stepien, Nicole Zembrodt, Michael Wolfert  
**Senior Suite Sales Manager**  
T.J. Wagner  
**Partnership Services Manager**  
Rachel Geiger

## COMMUNICATIONS

**Director of Communications**  
Emily Parker  
**Director of Media Relations**  
PJ Combs  
**Manager of Media Relations**  
Pete Schramm  
**Senior Writer**  
Geoff Hobson  
**Senior Manager of Digital and Social Media**  
Steven Hudy  
**Digital Media Specialist**  
Michael LaPlaca  
**Team Reporter**  
Marisa Contipelli

## TICKETS

**Director of Ticket Operations**  
Tim Kelly  
**Director of Ticket Sales and Service**  
Duane Haring  
**Director of Sales Analytics**  
Andrew Brown  
**Senior Manager of Season Ticket and Inside Sales**  
Matt Ritchie  
**Manager of Season Ticket Member Services**  
Katharina Hiergeist  
**Senior Account Manager of Season Ticket Member Services**  
Tim Schmidt  
**Senior Account Executive of Group Sales**  
Sean Fleming  
**Account Executive of Group Sales**  
Marian Horne  
**Account Managers of Season Ticket Member Services**  
Meredith Macy, Matt Sierzputowski  
**Account Executives of Season Ticket Sales**  
Keith Benjamin, Evan Dickes, Dylan Voltz, Brad White  
**Box Office Manager**  
Barry Katz

## MERCHANDISE

**Merchandise Manager**  
Monty Montague  
**Pro Shop Manager**  
Todd McGrail  
**Warehouse Manager**  
Ron Runk

## STADIUM OPERATIONS

**Managing Director**  
Eric Brown  
**Controller**  
Diane Holle  
**JungleVision Producer**  
Scott Simpson  
**Building Engineer**  
Jim Hautz  
**Private Events Manager**  
Anna Bross

## PLAYER PERSONNEL

**Director of Player Personnel**  
Duke Tobin  
**Scouting Directors**  
Mike Potts (college), Steven Radicevic (pro)  
**Personnel Executive**  
Bill Tobin  
**Scouts**  
Andrew Johnson, Christian Sarkisian  
**Scouting Technology Consultant**  
Geoff Smith  
**Personnel Assistant**  
Debbie LaRocco

## FOOTBALL OPERATIONS

**Director of Player Relations**  
Eric Ball  
**Director of Sports Medicine Administration/Head Certified Athletic Trainer**  
Paul Sparling  
**Director of Rehabilitation and Performance/Assistant Certified Athletic Trainer**  
Nick Cosgray  
**Assistant Head Certified Athletic Trainer**  
Dan Willen  
**Assistant Certified Athletic Trainers**  
Roberto Cardona, Donavon White  
**Equipment Manager**  
Adam Knollman  
**Assistant Equipment Managers**  
Tyler Runk, Sam Staley  
**Video Director**  
Travis Brammer  
**Assistant Video Director**  
Kent Stearman  
**Video Assistant**  
Brooks Santanello

## COACHING STAFF

**Head Coach**  
Zac Taylor  
—— ASSISTANT COACHES ——  
**Defensive Coordinator**  
Lou Anarumo  
**Wide Receivers**  
Bob Bicknell  
**Strength and Conditioning**  
Joey Boese  
**Offensive Coordinator**  
Brian Callahan  
**Tight Ends**  
James Casey  
**Defensive Assistant**  
Gerald Chatman  
**Assistant Special Teams**  
Brayden Coombs  
**Senior Defensive Assistant**  
Mark Duffner  
**Defensive Line**  
Nick Eason  
**Assistant Strength and Conditioning**  
Todd Hunt  
**Secondary/Cornerbacks**  
Daronte Jones  
**Defensive Quality Control**  
Jordan Kovacs  
**Offensive Assistant**  
Brad Kragthorpe  
**Secondary/Safeties**  
Robert Livingston  
**Linebackers**  
Tem Lukabu  
**Assistant Offensive Line**  
Ben Martin  
**Assistant Quarterbacks**  
Dan Pitcher  
**Special Teams Coordinator**  
Darrin Simmons  
**Running Backs**  
Jemal Singleton  
**Assistant Strength and Conditioning**  
Garrett Swanson  
**Offensive Line**  
Jim Turner  
**Quarterbacks**  
Alex Van Pelt  
—— STAFF ——  
**Director of Coaching Operations**  
Doug Rosfeld

## TEAM SUPPORT

**Head Team Physician/Medical Director**  
Marc T. Galloway  
**Team Physicians**  
Brett Betz, Matthew Busam, Ed Jung, Kevin Reilly  
**Coaching Consultant**  
Jim McNally  
**Head Statistician**  
Jon Braude  
**Media Relations**  
Jordan Beasley, Mitchell George  
**Photographer**  
Greg Rust  
**Press Box Public Address Announcer**  
John Olberding  
**Ticket Sales Consultants**  
Matt Degner, Carlton Embry, Morgan Glover, C.V. Mitchell, Sean Phillips, Brian Poston, Helen Voss  
**JungleVision**  
David Ashbrook, Tony Giordullo, Joe Mastrullo, Rick Tenhundfeld, Kent Weaver  
**Stadium Public Address Announcer**  
Tom Kinder Jr.  
**Certified Athletic Training Fellow**  
Vinh Ngo  
**Video**  
Tyshon Holden, Thomas Marschall, Matt Weinberg  
**Cheerleader Coordinator**  
Charlotte Simons



## ZAC TAYLOR HEAD COACH



Zac Taylor was named the 10th head coach in Cincinnati Bengals history on Feb. 4, 2019. He comes to Cincinnati after two seasons with the L.A. Rams, where he served as assistant wide receivers coach in 2017 and quarterbacks coach in '18.

In 2018, Taylor helped guide Rams QB Jared Goff to career highs in every major passing category — completions (364), attempts (561), passing yards (4688), passing TDs (32), completion percentage (64.9), yards per attempt (8.36) and passer rating (101.1). Goff ranked fourth in the NFL in passing yards and eighth in passer rating. The Rams' QB play was a key component to their offense, which finished the regular season ranked second in the NFL in total net yards (421.1 per game), fifth in net passing yards (281.7), second in scoring (32.9), first in first downs (401) and fifth in third-down percentage (45.0). Los Angeles won the NFC West with a 13-3 regular-season record and advanced to Super Bowl LIII against the New England Patriots.

In 2017, Taylor helped oversee an emerging Rams passing offense that ranked 10th in the NFL in pass yards per game (239.4). Taylor directed the Rams' young receiving corps, headed by rookie Cooper Kupp, who finished the season with 62 catches, a team-high 869 receiving yards and five TDs. Kupp (869 yards), TE Gerald Everett (244) and WR Josh Reynolds (104) — all rookies — helped the Rams finish with the third-most receiving yards among rookie pass catchers.

Prior to his time with the Rams, Taylor had a one-year stint in the college ranks, serving as offensive coordinator and quarterbacks coach at the University of Cincinnati in 2016. Taylor served under head coach Tommy Tuberville at UC.

Taylor broke into NFL coaching in 2012 with the Miami Dolphins as assistant quarterbacks coach. He was elevated to quarterbacks coach from 2013-15, and spent the final five games of '15 as the Dolphins' interim offensive coordinator and primary play-caller, after the team made coaching staff changes in late November.

During his time in Miami, Taylor was instrumental in the development of QB Ryan Tannehill, the team's first-round draft pick in 2012:

- Tannehill's 15,460 passing yards in his first four seasons were the third-most among all quarterbacks in NFL history in their first four seasons, behind only Peyton Manning (1998-2001; 16,418) and Hall of Famer Dan Marino (1983-86; 16,177).

- In 2015, the year in which Taylor spent the last five games of the season calling Miami's offensive plays, Tannehill completed 363 of 586 passes for a career-high 4208 yards, 24 touchdowns and a passer rating of 88.7.

- In 2014, Tannehill tossed a career-high 27 TD passes, the sixth-most in Dolphins history and the most since Marino threw 30 in 1994. Tannehill also set career highs in completion percentage (66.4) and passer rating (92.8), and his

392 completions were a franchise record, surpassing Marino's 385 in 1994.

- In 2013, Tannehill threw for 3912 yards. His 7207 passing yards through his first two seasons were the fifth-most by any quarterback over the course of their first two seasons in NFL history.

- And in 2012, Taylor's first season as an NFL coach, Tannehill set team rookie records for total passing yards (3294), attempts (484) and completions (282), and he became the first rookie quarterback in Dolphins history to start all of the team's games.

Taylor's coaching career began at Texas A&M University, where he served as offensive graduate assistant and tight ends coach under head coach Mike Sherman from 2008-11. The Aggies shared the Big 12 South Championship in 2010 and played in three bowl games during Taylor's time in College Station.

As a player, Taylor began his collegiate career at Wake Forest (2002-03), before transferring to Butler County Community College in Kansas ('04) and then playing his final two seasons ('05-06) at the University of Nebraska. Taylor had a decorated career with the Cornhuskers, setting numerous school records and passing for a combined 5850 yards and 45 touchdowns. In his senior season of 2006, Taylor was named Big 12 Offensive Player of the Year after passing for 3197 total yards and leading the Cornhuskers to a 9-3 record, an appearance in

the Big 12 Championship Game and a berth in the Cotton Bowl. He was inducted into the Nebraska Football Hall of Fame in 2017.

Taylor joined the Tampa Bay Buccaneers as a college free agent in 2007, but he was waived prior to the start of training camp and never saw NFL action. Later that year, he joined the Winnipeg Blue Bombers of the Canadian Football League, where he spent one season (did not play).

His father, Sherwood, was a defensive back and captain at the University of Oklahoma, playing under Sooners head coach Barry Switzer from 1976-79. Sherwood Taylor later served as an assistant coach at Oklahoma and Kansas State University. Taylor's brother, Press, played quarterback at Marshall University and is currently quarterbacks coach for the Philadelphia Eagles.

Taylor was born on May 10, 1983, in Norman, Okla., where he was raised and later attended Norman High School. He earned a bachelor's degree in communication studies from the University of Nebraska in 2006. He and his wife, Sarah, have four children — Brooks, Luke, Emma Claire and Milly. Sarah Taylor is the

daughter of former Green Bay Packers and Texas A&M head coach Mike Sherman.

**Playing and coaching history:** **2002-03**—Played QB at Wake Forest University. **2004**—Played QB at Butler County (Kan.) Community College. **2005-06**—Played QB at University of Nebraska. **2007**—Signed as college free agent with Tampa Bay Buccaneers (released prior to training camp); Was a QB with the Winnipeg Blue Bombers of the CFL (did not play). **2008-11**—Graduate assistant/assistant coach (AC), Texas A&M University. **2012-15**—AC, Miami Dolphins (interim offensive coordinator for final five games of '15). **2016**—Offensive coordinator/QBs coach, University of Cincinnati. **2017-18**—AC, L.A. Rams. **2019**—Head coach, Cincinnati Bengals.





## LOU ANARUMO

### DEFENSIVE COORDINATOR



Lou Anarumo is entering his eighth season as an NFL coach. It is his first with the Bengals, and his first as a full-time defensive coordinator. Anarumo spent 2018 as defensive backs coach for the N.Y. Giants.

Last season with the Giants, Anarumo helped the defense rank seventh in the NFL in interceptions (16) and 10th in opponents' passer rating (89.8). Under Anarumo's guidance in 2018, S Landon Collins led the Giants in tackles (96) and earned a Pro Bowl nod.

Prior to his time with the Giants, Anarumo served as defensive backs coach for the Miami Dolphins from 2012-17. He also served as interim defensive coordinator for the Dolphins' final 12 games of 2015, after the team made mid-season coaching staff changes.

In 2017, Dolphins S Reshad Jones led the Dolphins with 122 tackles and was selected as a starter on the AFC Pro Bowl team. Cornerback Xavier Howard was one of 25 NFL players with at least four INTs, including one he returned 30 yards for a TD.

In 2016, Anarumo's secondary helped the Dolphins to a 10-win season, including nine of their final 11 games, and a playoff berth. The defense finished the season with 21 forced turnovers, which tied for fourth in the league. Anarumo was also instrumental in the development of CB Tony Lippett, a converted college WR who in his second NFL season led the Dolphins in INTs (four).

Anarumo entered the 2015 season as Dolphins secondary coach and was named interim defensive coordinator on Oct. 8, after the team made changes to the coaching staff. Under Anarumo, Jones and CB Brent Grimes were both selected to the Pro Bowl, the first time since the 2003 season that Miami had two members of their secondary participate in the Pro Bowl in the same season.

In 2014, Anarumo led a Dolphins secondary that allowed just 222.3 passing yards per game, sixth-best in the NFL. Grimes recorded a team-high five INTs en route to his second straight Pro Bowl, and Jones was one of three players in the NFL to record 70 or more tackles, one sack and three INTs.

Anarumo's first two seasons in Miami were marked by improved play in the secondary. The team's 35 TD passes allowed between 2012-13 were the second-fewest in the NFL over that span. The secondary in 2013 held opponents to the fifth-lowest passer rating in the NFL (77.3), and Grimes' four INTs and 17 passes defended earned him the first of his three Pro Bowl nods during Anarumo's tenure.

In 2012, Anarumo's first NFL season, he helped Jones and fellow safety Chris Clemons to breakout seasons. Jones tallied a then-career high 95 tackles and four INTs, while Clemons notched a career-high 96 tackles and two INTs.

Prior to his time with the Dolphins, Anarumo spent 23 seasons in the college coaching ranks. From 2004-11, he served as defensive backs coach at Purdue University, where he oversaw the development of multiple future pros, including CB Ricardo Allen and S Bernard Pollard.

From 2001-03, Anarumo was defensive backs coach at Marshall University. He also served as the team's special teams coordinator in 2003. Anarumo helped the Thundering Herd rank 10th in the nation in passing defense in 2003, allowing 177.4 yards per game. Marshall compiled a 30-8 record over Anarumo's three seasons and won the GMAC Bowl in 2001 and '02.

Anarumo was assistant head coach at Harvard University from 1995-2000, working with the defensive backs and coordinating the special teams. From 1992-94, he was defensive coordinator and defensive backs coach at the U.S. Merchant Marine Academy.

From 1990-91, Anarumo was a graduate assistant at Syracuse University. From January to June 1990, he was a part-time running backs coach at Wagner College. He served in that same role at the United States Merchant Marine Academy from September 1989 to January 1990.

Born August 18, 1966, Anarumo is a native of Staten Island, N.Y., and earned his bachelor's degree in special education from Wagner in 1990. He and his wife, Fran, have three children — Madison, Louis and Christopher. His last name is pronounced "ann-ah-ROO-mo."

**Coaching history:** 1989-90—Assistant coach (AC), U.S. Merchant Marine Academy. 1990—AC, Wagner. 1990-91—Graduate assistant coach, Syracuse. 1992-94—AC, U.S. Merchant Marine Academy. 1995-2000—AC, Harvard. 2001-03—AC, Marshall. 2004-11—AC, Purdue. 2012-17—AC, Miami Dolphins (interim defensive coordinator for final 12 games of '15). 2018—AC, N.Y. Giants. 2019—Defensive coordinator, Cincinnati Bengals.

## BOB BICKNELL

### WIDE RECEIVERS



Bob Bicknell enters his 12th NFL season in 2019, and his second with Cincinnati. Bicknell will lead a talented group of Bengals receivers, including seven-time Pro Bowler A.J. Green, Tyler Boyd and John Ross III.

In 2018, Bicknell helped guide Boyd to 76 catches, 1028 receiving yards and seven TDs (tied for team lead). It was Boyd's first 1000-yard season and the first by a Bengals WR other than Green since 2009 (Chad Johnson). Green was limited by injury to just nine games in his first season under Bicknell, but he still

managed 46 catches for 694 yards and six TDs. And after an injury shortened season as a rookie, Ross in 2018 went on to tie Boyd for the team high in receiving TDs (seven).

Bicknell spent 2017 at Baylor University, where he served as wide receivers coach. Under Bicknell's guidance, sophomore Denzel Mims became one of only six WRs from Power Five schools to top 1000 yards for a season. Mims notched career-highs in catches (61), receiving yards (1087) and TDs (eight).

Bicknell spent 2016 as wide receivers coach for the San Francisco 49ers under head coach Chip Kelly. Under Bicknell's direction, WR Jeremy Kerley logged career highs in receptions (64) and TDs (three).

Prior to his stint in San Francisco, Bicknell spent three seasons (2013-15) as wide receivers coach in Philadelphia under Kelly. During his tenure, the Eagles' offense set franchise records in points, TDs, passing yards, completions and completion percentage.

In 2015, Bicknell helped WR Jordan Matthews to 85 receptions (fourth-most in a season in Eagles history), 997 receiving yards and eight TDs. In 2014, Bicknell guided WR Jeremy Maclin to career highs in receptions (85), receiving yards (1318) and receiving TDs (10) en route to his first Pro Bowl selection. And in 2013, Bicknell's first season in Philadelphia, he helped WR DeSean Jackson to career-highs in receptions (82) and receiving yards (1332), en route to his third Pro Bowl selection.

From 2010-12, Bicknell was on the Buffalo Bills' coaching staff, serving as tight ends coach from 2010-11 and wide receivers coach in '12. Bicknell helped WR Stevie Johnson to his third consecutive 1000-yard season in 2012. As tight ends coach, Bicknell helped develop TE Scott Chandler, whose six TDs in 2011 tied the Bills' single-season record for a tight end.

Bicknell broke into the NFL coaching ranks in 2007 with the Kansas City Chiefs, where he initially served as assistant offensive line coach before being promoted to offensive line coach ('08) and then moving to coach tight ends coach ('09). In 2008, Bicknell helped the Chiefs' offensive line support a powerful running attack that tied for the AFC lead in rushing, at 4.8 yards per carry.

Before joining the NFL coaching ranks, Bicknell served as the offensive line coach at Temple University in 2006. Prior to his time at Temple, he spent eight years in NFL Europe (1998-2005), including stints as the offensive coordinator/offensive line coach for the Cologne Centurions ('04-05) and Berlin Thunder ('01-03). During his time in Europe, Bicknell won three consecutive World Bowls as part of the coaching staff of the Thunder (2000-01) and Frankfurt Galaxy (1999). In 2002, Bicknell oversaw a Berlin offense that led the league with 3704 yards from scrimmage and 2667 passing yards. In his first season as offensive coordinator, Bicknell's unit ranked second in the league with 3243 yards from scrimmage on the way to the team's second straight World Bowl title in 2001.

Bicknell began his coaching career at Boston University, where he coached safeties (1993), running backs ('94) and linebackers ('95-97).

A native of Holliston, Mass., Bicknell was a three-year letterman as a tight end at Boston College (1989-91). He comes from a football family, as his father, Jack, was the head coach at BC from 1981-90 and spent 13 seasons as a head coach in NFL Europe before retiring in 2007. His brother, Jack, Jr., is currently the offensive line coach at Ole Miss. Jack Jr. has previously served as an NFL assistant with the Dolphins, Giants, Chiefs and Steelers.

Bicknell and his wife, Stacey, have two children — Gabriella and Grace.

**Playing and coaching history:** 1989-91—Played tight end at Boston College. 1993-97—Assistant coach (AC), Boston University. 1998-99—AC, Frankfurt Galaxy (NFL). 2000-03—AC, Berlin Thunder (NFL). 2004-05—AC, Cologne Centurions (NFL). 2006—AC, Temple. 2007-09—AC, Kansas City Chiefs. 2010-12—AC, Buffalo Bills. 2013-15—AC, Philadelphia Eagles. 2016—AC, San Francisco 49ers. 2017—AC, Baylor. 2018-present—AC, Cincinnati Bengals.

## JOEY BOESE STRENGTH AND CONDITIONING



Boese is in his first Bengals and NFL season in 2019, after spending the last three years (2016-18) as the head football strength and conditioning coach at the University of Illinois.

During his time at Illinois, Boese helped the Illini develop one of the most powerful rushing offenses in the Big Ten Conference. In 2018, the team's 244.2 yards per game on the ground ranked second in the Big Ten, and RB Reggie Corbin led the conference in yards per attempt (8.5) en route to third-team All-Big Ten honors.

Prior to his time at Illinois, Boese was head strength and conditioning coach at Fresno State University from 2012-15. In his first two seasons at Fresno State, Boese helped the Bulldogs to back-to-back conference titles, a first for the program since 1992-93. While at Fresno State, Boese helped develop 14 All-Mountain West first-team performers and six NFL draft picks, including Oakland Raiders QB Derek Carr. Fresno State's most success came in 2013, Boese's second year with the program, when the Bulldogs tied the program record for wins (11) and reached as high as No. 13 in the USA Today Coaches Poll.

Boese broke into the coaching ranks as assistant strength and conditioning coach for the Texas A&M football team from 2008-11. During his time with the Aggies, Boese coached seven future first-round NFL draft picks, including Denver Broncos all-pro LB Von Miller. He also worked alongside several members of the current Bengals coaching staff, including head coach Zac Taylor, offensive line coach Jim Turner and assistant offensive line coach Ben Martin.

Between August 2009 and July 2011, Boese worked as the head strength and conditioning coach for Texas A&M's baseball team, and helped the Aggies reach the 2011 College World Series.

Boese attended the University of Wisconsin, where he played defensive back on the football team from 1998-2001. He was a four-year letter winner, two-year starter at defensive back, three-time Academic All-Big Ten selection, and helped the Badgers to back-to-back Rose Bowl victories (1998 and '99) and a Sun Bowl victory (2000). After college, he played four seasons (2003-06) in the Canadian Football League for the Calgary Stampeders. After his playing days, Boese served as a defensive video intern with the Nebraska football team in 2007.

Boese was born in Chicago, Illinois, but was raised in Southern California. He earned a bachelor's degree in communication arts from Wisconsin in 2002, and finished his master's of science in health, physical education and recreation at Emporia State University in '08. He is a certified strength and conditioning specialist (CSCS), and a member of the National Strength and Conditioning Association (NSCA) and Collegiate Strength and Conditioning Coaches Association (CSCCA).

Boese and his wife, Aimee, have three sons — Sam, Ben and Max. His last name is pronounced "bo-ZAY."

**Playing and coaching history:** 1998-2001—Played DB at Wisconsin. 2003-06—Played DB, Calgary Stampeders (CFL). 2008-11—Assistant coach (AC), Texas A&M. 2012-15—AC, Fresno State. 2016-18—AC, Illinois. 2019—AC, Cincinnati Bengals.

## BRIAN CALLAHAN OFFENSIVE COORDINATOR



Brian Callahan enters his 10th NFL season in 2018, and his first in Cincinnati as offensive coordinator. He spent last season as quarterbacks coach with the Oakland Raiders.

Under Callahan last season, Raiders QB Derek Carr recorded 4049 passing yards (career high) and a 93.9 passer rating. Carr also led the AFC and ranked fifth in the NFL in completion percentage (68.9), and ranked fourth in the AFC and sixth in the NFL in total completions (381).

Prior to his season in Oakland, Callahan was quarterbacks coach with the Detroit Lions from 2016-17. Over the course of his two years in Detroit, Lions QB Matthew Stafford ranked in the top-10 among NFL passers in TD passes (53), passing yards (8,773), completions (759), completion percentage (65.5) and INT percentage (1.7).

In 2017, Stafford ranked third in the NFL in passing yards (4,446), fourth in passing TDs (29) and sixth in completion percentage (65.7 percent), the second-best mark of his career. Stafford also threw just 10 INTs for the second consecutive year, a career low for the QB. In 2016, Callahan's first in Detroit, he helped Stafford to an NFL-best eight fourth-quarter game-winning drives, the most by a signal caller in a single season since the 1970 AFL-NFL merger.

Callahan entered the NFL as a coach with the Denver Broncos, spending six years with the club in a multitude of offensive roles. He entered in 2010 as a coaching assistant, then moved to offensive quality control from '11-12, offensive assistant from '13-14, and offensive assistant/quarterbacks coach in '15.

During his run with the Broncos, Callahan helped mold one of the NFL's most potent offenses, which led the Broncos to five consecutive AFC West titles from 2011-15, including a Super Bowl 50 victory in 2015.

Callahan also helped the Broncos' offense to four consecutive seasons (2012-15) of 4000 passing yards. In 2015, he helped guide a Broncos offense that, despite a rotation of QBs throughout the season, saw WRs Demaryius Thomas and Emmanuel Sanders both top 1000 receiving yards, combine for nine 100-yard outings and notch six scores each.

In 2014, Callahan helped the Broncos finish fourth in the NFL in total offense (402.9 yards per game) and second in points per game (30.1). Under Callahan's watch, six offensive starters were named to the Pro Bowl.

In 2013, Callahan helped Broncos QB Peyton Manning to his fifth Most Valuable Player award and the NFL's single-season record for TD passes (55). Manning and the Broncos' offense scored an NFL-record 606 points, notched a league-best 457.3 yards per game (second-most in NFL history), and powered the team to a berth in Super Bowl XLVIII.

In 2012, Callahan helped the Broncos finish fourth in the league in total offense (397.9 yards per game) and top the 30-point mark in an NFL-best 11 contests. Callahan helped guide Manning to 37 TD passes (third in the NFL) in his return to the gridiron after missing '11 due to injury.

In 2011, Callahan helped the Broncos' offense to a league-high 164.5 rushing yards per game and an AFC West crown. In 2010, his first NFL season, Callahan served as a coaching assistant with Denver. After running backs coach Eric Stutesville was named Broncos interim head coach for the last four games, Callahan slid into a more extensive role with the team's running backs.

Prior to joining the NFL coaching ranks, Callahan spent two years (2008-09) at Junipero Serra High School in nearby San Mateo, Calif., as the team's offensive coordinator and QBs coach. From 2006-07, Callahan began his career in coaching as a graduate assistant at UCLA, serving in football operations in '06 working with the WRs in '07.

Callahan played collegiately at UCLA, where he appeared in 13 games as a holder on PATs as a former walk-on QB. He earned a bachelor's degree in sociology from UCLA in 2006, and a masters in education in '08.

The son of former Raiders head coach (2002-03) Bill Callahan, Brian Callahan was born in Champaign, Ill., but attended high school in California in the Bay Area. He was a two-year letter-winner at QB at De La Salle High School in Concord, Calif., where he was a part of the school's national-record 151-game winning streak and led the team to a No. 1 national ranking. Callahan and his wife, Allyson, have a son, Ronan, and daughter, Norah.

**Playing and coaching experience:** 2002-05—Played quarterback, UCLA. 2006-07—Graduate assistant coach, UCLA. 2010—Coaching assistant, Denver Broncos. 2011-15—Assistant coach (AC), Denver Broncos. 2016-17—AC, Detroit Lions. 2018—AC, Oakland Raiders. 2019—Offensive coordinator, Cincinnati Bengals.

## JAMES CASEY TIGHT ENDS



James Casey enters his first season as an NFL coach, after spending the last three years (2016-18) on the coaching staff at the University of Houston.

Last season, Casey served as special teams coordinator/tight ends coach for Houston. He helped the Cougars offense rank fourth nationally in scoring (46.4 points per game) and sixth in total offense (528.6 yards per game). Houston scored at least 30 points in all 12 regular-season games, and hit the 40-point mark in 10 of 12 games.

Under Casey's direction, Houston's tight ends helped the team rank 14th in the country in passing offense (300.9 yards per game) and 20th in rushing (227.7). Houston was one of only two schools (the other was Oklahoma) in 2018 to rank in the top 20 nationally in both passing and rushing offense.

In 2017, Casey played a key role in the emergence of Houston TE Romello Brooker, who finished the season with 29 receptions for 364 yards and six TDs (led the American Athletic Conference). Brooker entered 2018 with just nine career catches.

In 2016, Casey's first as a coach after his playing career, he served as offensive football analyst for Houston and helped the Cougars to a No. 15 national ranking in passing offense (310.9 yards per game). Houston also ranked 21st in scoring offense (38.0 points per game), and topped the 30-point park in 11 of 12 regular-season games.

Prior to his coaching career, Casey had a seven-year (2009-15) playing career in the NFL as a tight end/fullback. He was originally a fifth-round draft pick of the Texans in 2009, and played four seasons (2009-12) with Houston before later stints with the Philadelphia Eagles ('13-14) and Denver Broncos ('15).

Casey played collegiately at Rice University in Houston, where he had a record-setting career as a tight end in just two seasons (2007-08). Casey left the program with school records for receptions in a season, receiving yards in a season and receiving yards in a game. He earned Freshman All-America honors in 2007, and first-team All-Conference USA and CoSIDA Academic All-American honors in 2008. He was also named the 2008 recipient of Rice's James W. Glanville Award, presented annually to the player who has achieved excellence in athletics, academics and integrity.

Prior to his time at Rice, Casey was drafted by the Chicago White Sox in the seventh round of the 2003 Major League Baseball Draft. He spent three seasons with the White Sox organization as a pitcher, before enrolling at Rice and pursuing football.

Casey was born on Sept. 22, 1984 in Fort Worth, Texas, but was raised in nearby Azle, Texas. He attended Azle High School, where he was a standout quarterback on the football team and pitcher on the baseball team.

Casey and his wife, Kylie, have two sons — Cannon (nine) and Knox (six).

**Playing and coaching history:** 2007-08—Played tight end, Rice. 2009-12—Played tight end, Houston Texans. 2013-14—Played tight end, Philadelphia Eagles. 2015—Played tight end, Denver Broncos. 2016-18—Assistant coach (AC), University of Houston. 2019—AC, Cincinnati Bengals.

## GERALD CHATMAN DEFENSIVE ASSISTANT



Gerald Chatman in 2019 enters his first season as a full-time NFL coach, after spending the last nine years in the college coaching ranks.

Chatman previously worked with the Bengals as a coaching intern in the Bill Walsh NFL Minority Coaching Fellowship program during OTAs and minicamp in 2018. He's also worked as an offseason coaching intern with the Denver Broncos (2016) and Green Bay Packers ('15).

Chatman comes to Cincinnati after spending the last two seasons (2017-18) at Tennessee State University. He joined the TSU program as defensive ends/linebackers coach in 2017, and then added duties as special teams coordinator for the '18 season.

In 2018, Chatman helped three special teams players to all-conference honors, including Ohio Valley special teams player of the year Chris Rowland, who averaged 13.0 yards per punt return. He also helped DE Mekhi Brown to second-team all-conference honors, after posting 6.5 tackles for losses and four sacks.

In 2017, his first at Tennessee State, he helped guide the Tigers' defense to average yields of just 19.6 points and 278.5 yards per game, good for a No. 7 FCS ranking in total defense.

Prior to his time at Tennessee State, Chatman spent one season (2016) as defensive line coach at Elon University.

In 2015, Chatman was a graduate assistant at Texas A&M University, where he worked primarily with the defensive line. He helped the Aggies to an 8-5 record, and guided DE Myles Garrett to All-SEC and All-America honors. Chatman was also selected to participate in the NFL-NCAA Coaches Academy.

Chatman spent the 2014 season as defensive line coach and assistant recruiting coordinator at Butler University. Chatman's defensive line played a key role in the Bulldogs leading the Pioneer Football League in rushing defense and ranking second in sacks.

From 2012-13, Chatman worked as a defensive graduate assistant at Ball State University, and helped guide the program to consecutive bowl games. He also helped oversee the development of Cardinals DE Jonathan Newsome, who earned first-team All-Mid-American Conference honors and later was selected in the fifth round of the 2014 NFL draft.

Chatman started his coaching career at his alma mater, the University of Wisconsin-Oshkosh, where he served as defensive line coach from 2010-11. Prior to Wisconsin-Oshkosh, Chatman was a defensive lineman for the Titans from 2006-10.

Chatman was born June 18, 1988, in Milwaukee, Wisc. He holds a bachelor's degree in educational leadership and human service from Wisconsin-Oshkosh, and a master's degree in adult and community education from Ball State. Chatman and his wife, Lauren, have two girls — Kinley and Amelia.

**Playing and coaching history:** 2006-10—Played defensive tackle, Wisconsin-Oshkosh. 2010-11—Assistant coach (AC), Wisconsin-Oshkosh. 2012-13—Graduate assistant coach, Ball State. 2014—AC, Butler. 2015—Graduate assistant coach, Texas A&M. 2016—AC, Elon. 2017-18—AC, Tennessee State. 2019—AC, Cincinnati Bengals.



**BRAYDEN COOMBS**  
**ASSISTANT SPECIAL TEAMS**



Brayden Coombs in 2019 is in his eighth season in a full staff position with the Bengals. And for the seventh straight season, he will work on special teams with coordinator Darrin Simmons.

In 2018, Coombs served as special teams assistant/offensive quality control coach, after serving as assistant special teams/defensive quality control coach from '16-'17. But in 2019, his sole focus will be on the special teams units.

Last season, Coombs helped guide WR Alex Erickson to an average of 26.2 yards per kickoff return, the fourth-best single-season mark ever by a Bengal. Coombs' duties on offense in 2018 centered on the Bengals' wide receivers. He helped WR Tyler Boyd to a team-high 1028 receiving yards and seven TDs, and guided star WR A.J. Green to 46 catches, 694 receiving yards and six TDs in just nine games.

In 2017, Coombs' work on special teams helped produce a unit that aided P Kevin Huber's 40.8 net punting average, the third-best single-season mark in team history. And on defense, Coombs assisted with the Bengals' cornerbacks and helped the unit rank eighth in the NFL against the pass (211.2 yards per game) and sixth in fewest yards per play (5.0).

In 2016, Coombs helped direct Erickson — then a rookie college free agent — to a 27.9-yard kickoff return average. That mark led the AFC, ranked second in the NFL and was the second-best single-season kickoff return average in Bengals history. Coombs also helped the defense rank eighth in the NFL in fewest points allowed (19.7).

During his time coaching special teams, Coombs has had a hand in three of the top four kickoff return seasons in Bengals history. Along with Erickson's exemplary 2016 and '18 seasons, CB Adam Jones in 2014 produced a team-record 31.3 average, which was also good for the first-ever NFL kickoff return title by a Bengal.

The Bengals have had three Pro Bowl special teamers during Coombs' period of work with the units. The first was Huber in the 2014 season, when he posted franchise records for gross (46.8) and net (42.1) average. In 2015, HB Cedric Peerman earned a berth after his 17 tackles tied for the team's highest total since 2008. And in 2017, veteran LS Clark Harris earned his first Pro Bowl nod.

Under Coombs' direction, the Bengals' coverage units on special teams have seen consistent production. In 2015, the Bengals ranked seventh in the NFL in punt coverage (6.3 yards per return). The 2014 team finished with top 10 NFL rankings in gross punting average (third at 46.8), kickoff return average (fourth at 27.6), net punting average (fifth at 42.1), punt return average (seventh at 11.0) and punt coverage (10th at 7.5).

Coombs first joined the Bengals in December of 2009 as a coaching intern, and he was elevated to coaching assistant for the '10 and '11 seasons, working primarily with the defensive staff, focusing on the defensive backs and assisting with video breakdown and game-plan construction. In 2012, Coombs signed on as an assistant coach as an offensive assistant, where he focused on the wide receivers through '15. He added assistant special teams coach to his responsibilities in 2013, and moved from assisting the coaching of receivers to assisting the coaching of cornerbacks in '16.

Coombs played collegiately at Miami University (Ohio) from 2005-09, where he lettered four times. He spent two seasons as a DB, and then was switched to WR for his final three years. He set a school record for receptions in a game (14) in his final appearance as a senior, against Buffalo.

Coombs is a Cincinnati native and a graduate of Colerain High School. He earned a degree in business from Miami. He and his wife, Alexia, have a daughter, Harper, and two sons, Cam and KJ. His father, Kerry, is the secondary coach for the Tennessee Titans.

**Playing and coaching history: 2005-09**—Played defensive back and wide receiver, Miami (Ohio). **2010-11**—Coaching assistant, Cincinnati Bengals. **2012-present**—Assistant coach, Bengals.

**MARK DUFFNER**  
**SENIOR DEFENSIVE ASSISTANT**



A Bengals assistant from 1997-2002, Mark Duffner returns to Cincinnati in '19 for his 23rd season as an NFL coach and will serve as senior defensive assistant. Prior to his time in the NFL, Duffner coached 22 years in the college ranks, including 11 as a head coach.

Duffner spent the last three seasons with the Tampa Bay Buccaneers as linebackers coach, and served the last 11 games of 2018 as the Bucs' interim defensive coordinator after mid-season coaching staff changes. Over those 11 contests, Duffner's defense improved its yards allowed per game from 439.8 to 357.7, despite losing several defenders to injuries, including Pro Bowl LB Kwon Alexander.

Under Duffner's guidance in 2017, Alexander earned his first trip to the Pro Bowl, and LB Lavonte David led the team in tackles and had five forced fumbles (second-most in the NFL) and a league-high five fumble recoveries.

In 2016, Duffner's first season with the Buccaneers, David tied the league lead with 17 tackles for losses, while Alexander led the team in tackles, with 145, the fourth-most in the NFL, including a league-best 108 solo tackles.

From 2014-15, Duffner served as linebackers coach for the Miami Dolphins. There, he worked alongside several current Bengals coaches, including head coach Zac Taylor and defensive coordinator Lou Anarumo. Additionally, Bengals defensive quality control coach Jordan Kovacs played safety for the Dolphins in both of Duffner's seasons in Miami.

Prior to his time with Miami, Duffner spent eight seasons (2006-13) as linebackers coach with the Jacksonville Jaguars. Under Duffner in 2013, LB Paul Posluszny became the Jags' first LB to earn a Pro Bowl nod in 14 seasons.

Duffner was named in 2014 as the top Jacksonville assistant coach by the Florida Times-Union on the All-20th Anniversary Jaguars Team. He also twice was voted by fans as Buccaneers Coach of the Year (in both 2017 and '18) as part of Tampa Bay's local PewterCast Awards.

From 2003-05, Duffner was linebackers coach for the Green Bay Packers, where he was instrumental in developing first-round draft pick Nick Barnett, who led the team in tackles in each of his three years under Duffner. In 2005, Green Bay ranked first in the NFL against the pass and seventh overall.

Duffner broke into the NFL coaching ranks with the Bengals from 1997-2002. He spent his first four seasons (1997-2000) as linebackers coach, before moving to the defensive coordinator role for two seasons ('01-'02). In 2001, his first year as coordinator, the Bengals' defense allowed the fewest points (309) by a Cincinnati defense since 1989, and the fewest yards per game (302.0) since 1983. In addition, the 2001 defense set a single-season team record for sacks (48) that stood for 11 seasons.

At the college level, Duffner compiled an 80-40-1 record as a head coach for both The University of Maryland (1992-96) and The College of the Holy Cross (1986-91). With the Terrapins, Duffner led the team to their best two-season record in over a decade during his final two years, as well as seeing Maryland return to the national rankings in 1995 for the first time in nine seasons. As head coach at Holy Cross, the Crusaders won five Patriot League championships, four Lambert Cups and four ECAC Team of the Year awards. Duffner's team also earned the No. 1 ranking in the final 1987 NCAA Division I-AA poll. He was named Patriot League Coach of the Year four times, while also earning National Coach of the Year honors in 1987 and '91. Duffner's .917 winning percentage (60-5-1) was the best in school and Patriot League history when he left the program. He was inducted into The College of Holy Cross Hall of Fame in 2008.

Duffner began his coaching career as a graduate assistant at Ohio State under Woody Hayes from 1975-76 while he earned a master's degree. He then served as defensive coordinator at the University of Cincinnati from 1977-80.

Duffner was born July 19, 1953, in Annandale, Va. He played college football at William & Mary from 1972-74 (inducted into the school's hall of fame in 1990).

Duffner and his wife, Kathy, have two daughters, Christina and Carolyn, and one son, John, as well as two granddaughters, Camilla and Ava.

**Playing and coaching history: 1971-74**—Played defensive line at William & Mary. **1975-76**—Graduate assistant coach, Ohio State. **1977-80**—Defensive coordinator, University of Cincinnati. **1981-85**—Defensive coordinator and recruiting coordinator, Holy Cross. **1986-91**—Head coach, Holy Cross. **1992-96**—Head coach, Maryland. **1997-2000**—Assistant coach (AC), Bengals. **2001-02**—Defensive coordinator, Bengals. **2003-05**—AC, Green Bay Packers. **2006-13**—AC, Jacksonville Jaguars. **2014-15**—AC, Miami Dolphins. **2016-18**—AC, Tampa Bay Buccaneers (interim defensive coordinator for final 11 games of '18). **2019**—AC, Bengals.

**NICK EASON**  
**DEFENSIVE LINE**



Nick Eason in 2019 enters his fifth season as an NFL coach, and his first in Cincinnati.

Eason spent 2014-17 with the Tennessee Titans, serving his first two seasons as assistant defensive line coach before moving up to the defensive line coach role for his final two years.

In his two seasons (2016-17) as defensive line coach, Eason's units played a central role on Titans defenses that ranked among the best in the NFL against the run. Tennessee's defensive line was led by star DT Jurrell Casey, who in his two seasons under Eason totaled 11 sacks, 37 QB hits and earned two Pro Bowl nominations.

In 2017, Tennessee's defensive line ranked fourth in the NFL against the run, allowing an average of just 88.8 yards per game. In 2016, Eason's first as defensive line coach, the Titans allowed just 88.3 rushing yards per game, and their No. 2 league rank against the run was the team's highest in 14 seasons.

In 2015, Eason helped guide Casey to a team-high seven sacks, 28 QB pressures and his first-career Pro Bowl invite. Eason also aided in the development of DE DaQuan Jones and NT Al Woods, who both emerged as quality starters and matched or bettered their career-best numbers in all categories.

In 2014, Eason's first as a full-time NFL coach, he helped oversee Tennessee's defensive transition from a 4-3 to a 3-4 front. He also helped Casey continue his ascent into one of the NFL's best interior defensive linemen, as he posted 86 tackles, including 13 for losses, and 27 QB pressures. Eason also guided NT Sammie Hill to career-highs in tackles (47), sacks (3.0), tackles for losses (seven) and QB pressures (8).

Eason's first coaching assignment after his playing days came in 2013, when he was an intern coach with the Cleveland Browns.

As a player, Eason saw action in 117 games over 10 seasons (2004-12) with the Browns, Pittsburgh Steelers and Arizona Cardinals. He finished his playing career with the Cardinals, where he spent two seasons (2011-12), appeared in 32 games and registered two sacks. Prior to his time with Arizona, Eason spent four seasons (2007-10) with the Steelers and helped the team to two Super Bowl appearances, including a victory in Super Bowl XLIII in the '08 season.

Eason was originally a fourth-round selection by the Denver Broncos in the 2003 NFL Draft, but he spent his rookie season on Reserve/Injured after suffering an Achilles injury during training camp. The following season, Eason reemerged on the Broncos' active roster before being waived and signed by the Browns, with whom he played for three seasons (2004-06).

Eason was born May 29, 1980, in Lyons, Ga. He went on to play college football at Clemson University, where he played defensive line and became the first football player in school history to graduate with two years of eligibility remaining, earning his degree in sociology in August 2001. In 2008, he earned his master's degree in human resources. Eason played in 47 games with 35 starts for the Tigers, and recorded 15 sacks and 30 tackles for losses. He earned first-team All-ACC honors as a senior defensive tackle.

**Playing and coaching history:** 1998-2002—Played defensive lineman, Clemson. 2003-04—Played defensive tackle, Denver Broncos. 2004-06—Played defensive tackle, Cleveland Browns. 2007-10—Played defensive tackle, Pittsburgh Steelers. 2011-12—Played defensive tackle, Arizona Cardinals. 2013—Intern coach, Cleveland Browns. 2014-17—Assistant coach (AC), Tennessee Titans. 2019—AC, Cincinnati Bengals.

**TODD HUNT**  
**ASSISTANT STRENGTH AND CONDITIONING**



Todd Hunt joins the Bengals in 2019 for his first season in the NFL and will serve as assistant strength and conditioning coach.

Hunt comes to the Bengals after spending the 2018 season at the University of Illinois, where he served as assistant strength coach for the football team. At Illinois, Hunt worked under Bengals head strength and conditioning coach Joey Boese and alongside fellow Bengals strength and conditioning assistant Garrett Swanson.

In 2018, Hunt and the Illini strength and conditioning staff helped mold one of the Big Ten Conference's most dominant rushing attacks. The team averaged 244.2 yards per game on the ground (second in the Big Ten), and RB Reggie Corbin led the conference in yards per attempt (8.5) en route to third-team All-Big Ten honors.

Prior to his time at Illinois, Hunt served as a graduate assistant at his alma mater, Fresno State University, from 2016-17 and worked with the Bulldogs' defensive linemen.

Prior to coaching, Hunt was a standout defensive end at Fresno State from 2012-15 (redshirted in '11). He played in 47 career games for the Bulldogs, with 27 starts, and recorded 136 tackles, including 17 for losses and 7.5 sacks. He served as a team captain as a senior in 2015, and he also was the recipient of the team's outstanding lineman of the year award for defense. Over his playing career, Hunt helped lead the Bulldogs to two Mountain West Conference championships (2012 and '13) and a MWC West Division title in 2014.

Hunt was born on Feb. 11, 1992, in Stamford, Conn.. As a high school senior, he moved to Southern California and attended Mater Dei High School (Santa Ana, Calif.), where he was an Orange County All-Star at defensive end. Hunt holds a degree in criminology from Fresno State, which he earned in 2015.

**Playing and coaching history:** 2012-15—Played defensive end, Fresno State. 2016-17—Graduate assistant coach, Fresno State. 2018—Assistant coach (AC), Illinois. 2019—AC, Cincinnati Bengals.

## DARONTE JONES

### SECONDARY/CORNERBACKS



Daronte Jones in 2019 begins his fourth season as an NFL coach, and his second in Cincinnati. Jones will again serve as Bengals secondary/cornerbacks coach, and lead a young and talented group of CBs.

In 2018, Jones aided the continued development of young veteran CBs William Jackson III, Darqueze Dennard and Dre Kirkpatrick. He also oversaw the fast-tracked development of rookie CBs Davontae Harris and Darius Phillips, both late-round Bengals draft picks who were thrust into extended action after injuries disrupted Cincinnati's defense.

Jones spent 2016-17 with the Miami Dolphins as assistant defensive backs coach. In 2017, Jones helped guide S Reshad Jones to a team-high 122 tackles and a berth in the Pro Bowl.

In 2016, his first season as an NFL coach, Jones helped the Dolphins record 16 INTs, third-most in the NFL. Miami also ranked fourth in the NFL in third-down defense, allowing opponents to convert on only 36.15 percent of attempts. Jones also aided in the development of Tony Lippett, a college WR turned NFL CB who led Miami with four INTs (11th in NFL) in just his second NFL season.

Prior to his time in Miami, Jones served as defensive backs coach at the University of Wisconsin in 2015. Jones helped the Badgers lead the nation with just seven passing TDs allowed. Wisconsin's passing defense ranked No. 2 in the Big Ten and No. 7 nationally (173.2 pass yards per game).

From 2012-14, Jones served as the secondary coach at the University of Hawaii, also adding the title of assistant head coach in 2014. Jones helped improve Hawaii's passing defense by 62.1 yards per game, as the Rainbow Warriors went from 85th nationally in 2011 to the 11th-best passing defense in '12.

Jones spent the 2011 season as the DBs coach for the Montreal Alouettes of the Canadian Football League. In 2010, he was cornerbacks coach for UCLA. From 2005-09, Jones was assistant head coach/defensive coordinator at Bowie State, where his defense finished in the top three nationally in three of his five seasons.

Prior to his time at Bowie State, Jones served as defensive coordinator at two Louisiana high schools — Jeanerette (2004) and Franklin ('03). He also spent one season (2002) coaching safeties at Nicholls State, after beginning his coaching career in '01 as a graduate assistant at Lenoir-Rhyne University in North Carolina.

Jones played four seasons at Morgan State before graduating in 2001. He is a native of Capital Heights, Maryland. His first name is pronounced "duh-RAHN-tay."

**Playing and coaching history:** 1996—Played defensive back at Temple. 1997-2000—Played defensive back at Morgan State. 2001—Graduate assistant coach, Lenoir-Rhyne. 2002—Assistant coach (AC), Nicholls State. 2003-04—Defensive coordinator in Louisiana high school ranks. 2005-09—AC, Bowie State. 2010—AC, UCLA. 2011—AC, Montreal Alouettes (CFL). 2012-14—AC, Hawaii. 2015—AC, Wisconsin. 2016-17—AC, Miami Dolphins. 2018-present—AC, Cincinnati Bengals.

## JORDAN KOVACS

### DEFENSIVE QUALITY CONTROL



Jordan Kovacs in 2019 enters his first season as an NFL coach, after spending the last two years working for the University of Michigan's football program. Kovacs will serve as a defensive quality control coach for the Bengals.

Last season at Michigan, Kovacs was a defensive graduate assistant with a focus on the defensive line. He helped the Wolverines finish second in the nation in both total defense (275.2 yards per game) and pass defense (147.8). Kovacs' work with Michigan's defensive line helped guide DEs Rashan Gary and

Chase Winovich to first-team All-Big Ten honors. Winovich also won Michigan's Bo Schembechler Most Valuable Player award.

In 2017, Kovacs was a coaching intern at Michigan with the defense and special teams. His work with the defense helped the Wolverines lead the nation in both passing defense and third-down conversion percentage allowed. Michigan was the only team in the country in 2017 to hold five opponents to fewer than 200 yards of total offense, something only three other schools accomplished as many as four times that season. No other Big Ten school had accomplished that feat in the previous 20 years. Eleven of 13 opponents were held under 200 yards passing as well.

Prior to his coaching career, Kovacs played safety for the Miami Dolphins for parts of three seasons (2013-15), after originally signing with the team as a college free agent in '13. He played in 28 career games for the Dolphins, and totaled 10 tackles and a sack. Kovacs also spent time briefly on the Philadelphia Eagles' practice squad in 2014, and with the Kansas City Chiefs and L.A. Rams during the 2016 preseason.

In college, Kovacs had a standout career as a safety at Michigan from 2009-12, after originally joining the program as a walk-on in '08. He was a four-year letter winner and two-year starter for the Wolverines, and appeared in 50 games, with 46 starts. Kovacs became just the 15th player in school history to record 300 career tackles, and left the program ranked 12th all-time in that category (331).

As a senior in 2012, Kovacs earned Michigan's Bo Schembechler Most Valuable Player Award, as well as second-team All-Big Ten honors. He was also a finalist for the Burlsworth Trophy, presented annually to the top FBS college football player who began their career as a walk-on. Kovacs was named All-Big Ten honorable mention in 2010 and '11, and was an Academic All-Big Ten selection in '11 and '12.

Kovacs was born June 12, 1990, in Curtice, Ohio, outside of Toledo. He graduated from Michigan in 2012 with a degree in kinesiology. He and his wife, Kat, live in Cincinnati.

**Playing and coaching history:** 2009-12—Played safety, Michigan. 2013-15—Played safety, Miami Dolphins. 2017—Coaching intern, Michigan. 2018—Graduate assistant coach, Michigan. 2019—Assistant coach, Cincinnati Bengals.



## BRAD KRAGTHORPE OFFENSIVE ASSISTANT



Brad Kragthorpe in 2019 enters his first Bengals season, and first as an NFL coach, after spending the last three seasons in the college coaching ranks. Kragthorpe will serve as an offensive assistant with the Bengals, helping head coach Zac Taylor and offensive coordinator Brian Callahan implement a new offensive system.

Kragthorpe spent 2018 as an offensive coaching analyst at his alma mater, Louisiana State, where he worked closely with the team's quarterbacks and assisted with scouting reports. He helped LSU QB Joe

Burrow transition to the starting role despite transferring to LSU after the conclusion of spring practices. Burrow went on to start all 13 games for the Tigers, and tossed 16 TDs to just five INTs (lowest by a starting QB in the SEC), paving the way for a plus-12 turnover differential, the seventh-best in the country. LSU's offense also featured RB Nick Brossette, who had 14 rushing TDs (third in the SEC) on the season.

Prior to his time on LSU's staff, Kragthorpe was an offensive graduate assistant coach at Utah State University from 2016-17. He worked with the Aggies' wide receivers and assisted with scouting reports.

Before entering the coaching ranks, Kragthorpe was a college quarterback. He opened his collegiate career at Idaho State in 2011 (did not play), and then transferred to Louisiana State for his final three years of eligibility. After sitting out the 2012 season at LSU due to NCAA transfer rules, he served as a reserve QB for the Tigers from 2013-15 and appeared in 25 career games. Kragthorpe served as the Tigers' primary holder on placekicks for his final two seasons, and in 2015 was part of one of college football's signature plays when, on a fake FG attempt against rival Florida, he threw a backward pass to K Trent Dominigue, who then raced 16 yards for what proved to be the game-winning score in a 28-21 LSU win.

Kragthorpe was born March 2, 1992, in Flagstaff, Ariz. He attended Holland High School in Tulsa, Okla., where he was a standout in both football and baseball. His grandfather, Dave Kragthorpe, was a college head coach at South Dakota State (1969), Idaho State ('80-82) and Oregon State ('85-90). At Idaho State in 1981, Dave Kragthorpe was head coach during former Bengals head coach Marvin Lewis' first season as a football coach (Lewis coached the team's linebackers), and the pair helped lead ISU to a 12-1 finish and Division I-AA National Title.

**Playing and coaching history:** 2011—Played quarterback, Idaho State. 2012-15—Played quarterback, Louisiana State. 2016-17—Graduate assistant coach, Utah State. 2018—Assistant coach (AC), Louisiana State. 2019—AC, Cincinnati Bengals.

## ROBERT LIVINGSTON SECONDARY/SAFETIES



Robert Livingston, a former Bengals scout, is in his fifth season on the coaching staff in '19. This will be Livingston's fourth season with the title of secondary coach, and his second with a specific focus on the Bengals' safeties.

Last season, Livingston helped spur the development of rookie S Jessie Bates III, who started all 16 games, recorded three interceptions (including one pick-six), and became only the sixth rookie ever to lead the Bengals in tackles (111). Livingston also guided veteran S Shawn Williams to his most productive

season as a pro. Williams started all 16 games, finished second on the team in tackles (108) and had a team-high five INTs, including a 58-yard pick-six.

In 2017, the Bengals' secondary played a key role in the defense ranking eighth in the NFL against the pass (211.2 yards per game) and sixth in fewest yards per play (5.0). Six different defensive backs recorded at least one INT, including two players — CBs William Jackson III and Darqueze Dennard — with pick-sixes. The secondary also played a significant role in helping the Bengals rank sixth in the NFL in red-zone defense, allowing TDs on only 46.4 percent of trips inside the 20-yard line.

Livingston helped the secondary to a productive year in 2016 as well, as Cincinnati finished just one short of the NFL interceptions lead, with 17, and DBs had 13 of the team's 17 picks. Bengals opponents managed an aggregate passer rating of just 83.1, fifth-lowest in the NFL, and Cincinnati yielded the league's fourth-lowest average gain per completion, at 10.7 yards. The Bengals finished 2016 ranked eighth in the NFL in fewest points allowed (19.7).

In 2015, Livingston did on-field work with the defensive secondary, while working in defensive quality control and also as a special teams assistant. His defensive efforts helped the Bengals to a No. 2 NFL rank in fewest points allowed, at 17.4 per game. It was the highest NFL scoring-defense ranking in franchise history, and the Bengals ranked first in the AFC.

The 2015 Bengals ranked third in the NFL in INTs (21), and 17 of the picks were by defensive backs. Also, the Bengals ranked second in fewest TD passes allowed (18), and Cincinnati's plus-three differential (21-18) between INTs and TD passes allowed tied eventual NFC champion Carolina for tops in the league. No other teams were in the plus column. Two Bengals DBs, S Reggie Nelson and CB Adam Jones, were selections for the 2015 season's Pro Bowl.

With the special teams in '15, Livingston helped kick coverage standout Cedric Peerman earn his first Pro Bowl berth. DE Carlos Dunlap was one of only two NFL players to block two FGs, and the Bengals ranked seventh in the NFL in punt coverage (6.3 yards per return) and 12th in kickoff coverage (20.6).

Livingston came to the Bengals from Vanderbilt University, where he served in 2011 as defensive quality control coach. He was on the Furman University football staff in 2010.

As a Bengals scout from 2012-14, Livingston covered the Southeast — primarily the Southeastern and Atlantic Coast conferences — and had a role in evaluating defensive backs from across the nation.

At Vanderbilt, Livingston coached two defensive backs who made the NFL (CB Casey Hayward and S Sean Richardson). At Furman, Livingston's primary coaching duties were with safeties.

A native of Hendersonville, N.C., Livingston was a two-time Athlete of the Year at Hendersonville High School. He played free safety at the College of William & Mary from 2007-09, contributing to one of the top defensive units in the NCAA's FCS ranks. He graduated from William & Mary with a degree in kinesiology.

Livingston and his wife, Tricia, have a son, Luke, and a daughter, Emma.

**Playing and coaching/scouting history:** 2007-09—Played safety, William & Mary. 2010—Assistant coach (AC), Furman. 2011—AC, Vanderbilt. 2012-14—Scout, Cincinnati Bengals. 2015-present—AC, Bengals.

## TEM LUKABU LINEBACKERS



Tem Lukabu in 2019 enters his first season as a Bengals coach, and fifth as an NFL coach. He comes to Cincinnati after spending the 2018 season at Mississippi State University, where he served linebackers coach.

Last season, Lukabu helped Mississippi State's defense become one of the top units in college football. The Bulldogs' defense allowed just 144 points, the fewest in the country and the third-fewest in FBS over the last 10 seasons, while ranking sixth nationally in pass defense (164.2 yards per game), 10th in rush defense (104.3 yards per game), and third in total

defense (268 yards per game). Additionally, the Bulldogs' 36 sacks ranked second in the SEC.

From 2016-17, Lukabu served as defensive quality control coach with the San Francisco 49ers. He worked primarily with the 49ers' linebackers in 2016, before shifting his focus to the team's secondary in '17. He helped guide the secondary through an array of injuries in 2017, as two of his charges — CB Dontae Johnson (team-high 76 tackles) and S Eric Reid (66 tackles) — finished among the team's top three tacklers.

In 2015, Lukabu served as the defensive line coach at Florida International University, where he guided DEs Michael Wakefield and Denzell Perine to all-conference honors. In 2014, he served as the outside linebackers coach at his alma mater, Colgate University.

Prior to his time at Colgate, Lukabu spent two seasons (2012-13) as a defensive assistant for the Tampa Bay Buccaneers under head coach Greg Schiano. In 2013, Lukabu helped Bucs LB Lavonte David to then-career highs in sacks (seven) and interceptions (three), en route to earning first-team All-Pro honors. In 2012, he helped guide the Bucs to a No. 1 NFL ranking against the run after finishing the '11 season last in that category. During his time in Tampa Bay, he worked with DT Gerald McCoy, who in 2012 and '13 earned his first two Pro Bowl nominations and first-team all-pro nods.

Lukabu joined Tampa Bay following two seasons (2010-11) at Rutgers University, where he coached outside linebackers under Schiano. In 2011, Lukabu coached LB Khaseem Greene, who led the team with 144 tackles and earned conference Co-Defensive Player of the Year honors, the first player in Rutgers history to do so. Before working with the Scarlet Knights, Lukabu spent two seasons (2008-09) as linebackers coach at the University of Rhode Island.

Lukabu began his coaching career working in player development at Rutgers (2006-08), where he was responsible for the academic growth and development of football players, monitoring the academic performance of specific players with special needs and assisting in the execution of plans and academic goals set for the team.

A former linebacker, Lukabu was a four-year letterman and a three-year starter at Colgate from 2000-03. During his time at Colgate, he helped the Raiders to back-to-back Patriot League titles and was named the conference's Defensive Player of the Year in both 2002 and '03, becoming the first player to claim that honor twice. He was a first-team All-Patriot League selection both seasons and was named a third-team Associated Press All-American. He was also a finalist for the Buck Buchanan Award, given to the national defensive player of the year in Division I-AA.

Lukabu was born Aug. 6, 1981, in Kinshasa, the capital and largest city in the Democratic Republic of the Congo in central Africa. He earned a bachelor of arts degree in history with a minor in political science from Colgate in 2004. He and his wife, Kate, have three children — daughters Zaida and Kamryn, and son Pax. Kate Lukabu was team captain for Colgate's women's soccer team, the Patriot League's 2003 Offensive Player of the Year. His first name is pronounced "TEMM," and his last name is pronounced "LUKE-uh-boo."

**Playing and coaching history:** 2000-03—Played linebacker, Colgate. 2006-07—Assistant coach (AC), Rutgers. 2008-09—AC, Rhode Island. 2010-11—AC, Rutgers. 2012-13—AC, Tampa Bay Buccaneers. 2014—AC, Colgate. 2015—AC, Florida International. 2016-17—AC, San Francisco 49ers. 2018—AC, Mississippi State. 2019—AC, Cincinnati Bengals.

## BEN MARTIN ASSISTANT OFFENSIVE LINE



Ben Martin in 2019 joins the Bengals' staff as assistant offensive line coach. The 2019 season will be Martin's first in Cincinnati, and third as an NFL coach.

Martin comes to the Bengals after spending the last three seasons coaching in the college ranks. In 2018, he served as offensive line coach at Bryant University, and helped the Bulldogs to an average of 157 rush yards per game and 32.5 points per game.

From 2016-17, Martin served as offensive coordinator and recruiting coordinator at Division III Union (N.Y.) College. Martin oversaw an offense that improved its rushing average from 107 yards per game his first season to 196.8 his second season, an improvement of 142 spots nationally in rushing offense.

From 2014-15, Martin served as offensive assistant with the Miami Dolphins, where he worked alongside Bengals head coach Zac Taylor, who was Miami's quarterbacks coach. Martin worked primarily with the offensive line, and helped C Mike Pouncey to Pro Bowl nominations in both of his years with the team.

In 2015, Martin helped guide a Dolphins offensive line whose blocking effort helped QB Ryan Tannehill to 4208 passing yards (ninth in the NFL), and RB Lamar Miller to eight rushing TDs.

In 2014, Martin assisted with an offensive line that helped produce 361 first downs, tied for the second-most in franchise history and most since 1985. The line opened up holes for RB Lamar Miller, who surpassed the 1000-yard rushing mark (1099) for the first time in his career, and helped protect QB Ryan Tannehill on his way to passing for 4045 yards, the most for a Dolphins QB since Dan Marino's 4453 in 1994. It was the first time in franchise history that the team had a 1000-yard rusher and 4000-yard passer in the same season. Additionally, in Week 17 vs. the New York Jets, the offensive line sprung Miller for a 97-yard touchdown run, a new franchise record and the third-longest run in NFL history.

Martin spent the 2013 season as offensive line/run game coordinator at Wagner College, and the '12 season as running backs coach at Princeton University. At Princeton, Martin oversaw a Tigers ground attack that topped 100 rushing yards in nine of the team's 10 games.

From 2010-11, Martin served as offensive quality control coach at Texas A&M, where he worked alongside Taylor and current Bengals offensive line coach Jim Turner, and helped guide the Aggies to a Big 12 South Division title in '10.

Prior to his time at Texas A&M, Martin served as run game/recruiting coordinator at Merrimack (Mass.) College from 2008-09. He helped guide the 2009 Warriors offense to top-five Division II rankings in total yards per game (482.6) and rushing yards per game (251.6), while allowing conference-low 11 sacks in 10 contests.

Martin began his coaching career in 2007 as offensive line/tight ends coach at Curry (Mass.) College, where he helped the offense to averages of 36.5 points, 206.4 rushing yards and 416.9 total yards per game.

As a player, Martin was a standout offensive lineman at Trinity College in Connecticut, where he helped the Bantams compile a 31-1 record while winning three conference titles prior to his 2005 graduation.

Martin was born May 3, 1983, in Boston, Mass. He attended St. John's Preparatory School in Danvers, Mass., where the school won the high school state title in 1997 and served as a team captain as a senior in 2001. He and his wife, Joanna, have one son, MacGregor.

**Playing and coaching history:** 2001-05—Played offensive lineman, Trinity (CT) College. 2007—Assistant coach (AC), Curry (Mass.) College. 2008-09—Merrimack (Mass.) College. 2010-11—AC, Texas A&M. 2012—AC, Princeton. 2013—AC, Wagner (N.Y.) College. 2014-15—AC, Miami Dolphins. 2016-17—AC, Union (N.Y.) College. 2018—AC, Bryant. 2019—AC, Cincinnati Bengals.

## DAN PITCHER ASSISTANT QUARTERBACKS



Dan Pitcher is in his fourth season on the Bengals' coaching staff, and this season has moved into the role of assistant quarterbacks coach. Pitcher spent 2018 as an offensive assistant with a focus on the quarterbacks, after spending '16-17 as an offensive assistant with a focus on the wide receivers.

In 2018, Pitcher and quarterbacks coach Alex Van Pelt helped guide the Bengals' QBs through a transition into a new offensive system. QB Andy Dalton passed for 21 TDs and an 89.6 passer rating through 11 games, before a thumb injury ended his season. Pitcher also helped guide QB Jeff Driskel, who saw his first NFL action in '18 and was thrust into the starting role for the season's final five contests after Dalton's injury. Driskel tossed six TDs and just two INTs, and posted an 82.2 rating, despite playing much or all of his time without WRs A.J. Green and Tyler Boyd and TEs Tyler Eifert and Tyler Kroft.

In 2017, while working with the Bengals' receivers, Pitcher helped guide Green to 1078 receiving yards and a Pro Bowl nod. He also aided in the development of Cincinnati's young receiving corps, with Boyd, Alex Erickson, Josh Malone and John Ross III.

In 2016, Pitcher's first year in Cincinnati, the Bengals looked to fill the void created by the departures of WRs Marvin Jones and Mohamed Sanu, who left in free agency prior to the season. Boyd, a rookie, and veteran free agent Brandon LaFell stepped in, combining for 118 catches for 1465 yards and seven TDs, outpacing the total of 98 catches and 1210 yards produced by Jones and Sanu in 2015, in what was considered their best combined year.

Prior to joining the Bengals, Pitcher spent four seasons in player personnel with the Indianapolis Colts. He served in 2014-15 as a pro scout, promoted to that position after working as a scouting assistant from '12-13.

With the Colts, Pitcher was part of a football operation that compiled a 41-23 regular-season record (.641), with three playoff berths, including two AFC South championships, and one trip to the AFC Championship Game. Pitcher was responsible for advance scouting reports on opponents, evaluation of free agents, monitoring rosters and evaluating players on other teams.

Before joining the Colts, Pitcher began 2012 coaching wide receivers at his alma mater, Cortland State, a part of New York's state university system. From 2009-11, he was a three-year starter at quarterback for Cortland State and was a finalist as a senior for the Gagliardi Trophy, presented annually to the most outstanding Division III football player.

Pitcher was born in Cortland, N.Y. on Jan. 13, 1987, and lives in Cincinnati with his wife, Marissa. He graduated from Cortland State with a bachelor's degree in psychology in 2010, and he earned a master's degree in sport management in '11.

**Playing, scouting and coaching history: 2008-11—**Played QB at SUNY Cortland. **2012—**Assistant coach (AC), Cortland State. **2012-13—**Scouting assistant, Indianapolis Colts. **2014-15—**Pro scout, Indianapolis Colts. **2016-present—**AC, Bengals.

## DARRIN SIMMONS SPECIAL TEAMS COORDINATOR



A valuable and proven veteran on the Bengals' coaching staff, Simmons is now in his 17th season with the team and stands as the longest-tenured coach on staff. Simmons has spent his entire Bengals term leading the special teams units, and for the last seven years has held the title of special teams coordinator.

Over his Bengals career, Simmons' work with the special teams units has helped re-write the team's record book. Simmons has guided P Kevin Huber to the top spot in every career punting category, including attempts (768), yards (34,618), gross average (45.08), net average (39.79) and inside-20s (266). Under Simmons' direction, Huber has notched the top five seasons in team history for net average and inside-20s, and the top four seasons for gross average. Snapping to Huber for a majority of his career has been another Simmons protégé, LS Clark Harris, who entering 2019 has 1428 career snaps without an unplayable delivery.

Simmons' special teams units have also excelled in the return game. He's coached three of the Bengals' top four leaders in career punt return average — leader Adam Jones (11.38), second-place Quan Cosby (9.99) and fourth-place Peter Warrick (9.74) — and four of the team's top six leaders in career kickoff return average — leader Adam Jones (26.35), second-place Alex Erickson, fifth-place Bernard Scott (24.48) and sixth-place Glenn Holt (24.27).

Last season under Simmons, the Bengals ranked seventh in punt return coverage (10.7), fifth in kickoff return average (24.9) and ninth in punt coverage (7.3 yards/return). Also, WR Alex Erickson averaged 26.2-yards per kickoff return, the fourth-best single-season mark ever by a Bengal.

In 2017, Simmons helped Harris to his first-career Pro Bowl. The veteran LS had 143 snaps (89 punts, 54 placekicks) without an unplayable delivery, and recorded four special teams tackles.

In 2016, Simmons guided Erickson's unexpected rise from college free agent to the AFC kickoff return title, with a 27.9 average (on 29 returns). Although he did not make the Pro Bowl, Erickson ranked second in the NFL, and his average was the second-best in Bengals history, behind only the NFL-leading 31.3 mark that CB Adam Jones posted under Simmons in 2014. Erickson became the first Bengal with three KOR of 65 or more yards in a season.

In 2015, HB Cedric Peerman made the Pro Bowl as a kick coverage and return-unit performer. Peerman's 17 tackles tied for the Bengals' highest total since 2008, and he had 13 solo stops, leading the Bengals to a No. 3 NFL ranking in opponents' average drive start on kickoffs (20.2 yard line).

Simmons guided Huber to the Pro Bowl in 2014, after he posted franchise records for gross (46.8) and net (42.1) average, re-setting club marks he already held. Also in '14, Simmons helped Jones to the NFL lead in kickoff return average, with a team-record mark of 31.26, along with a second-place finish in punt return average (12.0). Jones just missed becoming the first player since Detroit's Mel Gray in 1991 to lead the league in both categories.

Simmons' Bengals special teams have shown a nose for the ball, forcing 27 fumbles in his 16 completed seasons. The 1.7 average comfortably outpaces the 1.0 norm for the nine seasons prior to his tenure.

Simmons entered the NFL in 1998 with the Baltimore Ravens, where he served as assistant special teams coach and assistant strength and conditioning coach. He then joined the Carolina Panthers, where he served in the same role from 1999-2002 and was integral in the development of Todd Sauerbrun, one of the NFL's top punters of the time. Simmons joined the Bengals in 2003.

Simmons began his coaching career at the University of Kansas in 1996. He punted for Kansas from 1993-95, earning All-Big Eight honors his final year. As a senior, he helped the Jayhawks to a top-10 national ranking and an Aloha Bowl win over UCLA. Also as a senior, he won honors as an academic All-American.

Prior to playing for Kansas, Simmons was a punter and QB for Dodge City (Kan.) Community College. In 1992 at Dodge City, he led the nation's junior colleges in punting and was a first-team JUCO All-American.

Simmons earned a degree in sports management from Kansas in 1996.

Born April 9, 1973, in Elkhart, Kan., he graduated from Elkhart High School. He and his wife, Rhonda, have a daughter and two sons.

**Playing and coaching history: 1991-92—**Played quarterback and punter, Dodge City (Kan.) Community College. **1993-95—**Played punter, Kansas. **1996—**Graduate assistant coach, Kansas. **1997—**Assistant coach (AC), University of Minnesota. **1998—**AC, Baltimore Ravens. **1999-2002—**AC, Carolina Panthers. **2003-12—**AC, Cincinnati Bengals. **2013-present—**Special teams coordinator, Bengals.



## JEMAL SINGLETON RUNNING BACKS



Jemal Singleton in 2019 enters his first season with the Bengals, and fourth as an NFL coach. He will serve as the Bengals' running backs coach, where he heads a room led by HB Joe Mixon, the AFC's leading rusher in 2018, and HB Giovani Bernard.

Last season, Singleton served as running backs coach for the Oakland Raiders. Under his guidance, Raiders RB Jalen Richard stepped into an increased offensive role and tallied a career-high 68 catches, which tied for the team lead and were the fourth-most in a single season by a running back in team history.

Prior to his season in Oakland, Singleton served as running backs coach for the Indianapolis Colts from 2016-17. In his two seasons with the Colts, he helped veteran RB Frank Gore amass 1986 rushing yards, the ninth-most in the NFL during that span. In 2016, he guided Gore to his ninth 1000-yard season, and the first by a Colts rusher in nine seasons. Gore in 2016 also became just the fourth running back in NFL history — and the first since John Riggins in 1984 — to top 1000 rushing yards at age 33 or older.

Singleton spent the 2015 season as special teams coordinator/running backs coach at the University of Arkansas, where he helped guide Razorbacks RB Alex Collins to career highs in every major rushing category, including rushing yards (1577) and TDs (20). Collins was named second-team All-SEC, a semifinalist for the Doak Walker Award (given annually to the nation's top running back), and was drafted in the fifth round by Seattle.

From 2011-14, Singleton served as running backs coach at Oklahoma State University. In his first two seasons in Stillwater, Singleton helped Cowboys RB Joseph Randle earn back-to-back first-team All-Big 12 honors. Joseph scored 24 TDs in 2011 while helping the Cowboys to a Big 12 title, and in '12 he led the conference with 1417 rushing yards. In 2013, Singleton helped guide OSU's running backs to 35 rushing TDs, and in '14 his running backs combined for more than 500 touches without committing a single turnover.

Prior to his time at Oklahoma State, Singleton spent nine years (2000, '03-10) on Air Force's coaching staff. He served as a run game coordinator/running backs coach (2007-10), running backs coach ('06), varsity assistant coach ('03-05) and a prep assistant ('00). In his tenure as running backs coach, Singleton led the Falcons to a conference rushing title and a top-10 national ranking each year, highlighted by a 2010 season that featured the nation's No. 2 rushing attack (306.5 yards per game) and 41 total touchdowns (tied a Mountain West Conference record). In 2007, Singleton guided RB Chad Hall to MWC Offensive Player of the Year award and third-team All-American honors after he gained 2683 all-purpose yards, including 1478 rushing.

In 2001, Singleton was stationed at Little Rock Air Force Base in Jacksonville, Ark. He served as the Chief of Media Relations, as part of his military service commitment. In 2003, he returned to the Air Force Academy as the junior varsity defensive coordinator and varsity assistant coach. He began his coaching career in 2000 as a prep assistant, specifically as the team's assistant head coach/offensive coordinator.

As a player, Singleton was a three-year (1996-98) letter-winner at running back for the Air Force Academy, and was one of just six players in program history to be elected a two-time captain. He totaled 941 career rushing yards on 175 carries, with four TDs, and was an All-WAC honorable mention selection. He helped the Falcons win 10 games in back-to-back seasons for the first time in school history, including their first outright conference title in 1998.

Born Dec. 7, 1975 in Incirlik, Turkey, Singleton was the son of an Air Force Sergeant. He holds a bachelor's degree in social sciences from Air Force. He and his wife, Jennifer, have two daughters, Morgan and Mallory.

**Playing and coaching history:** 1996-99—Played halfback, Air Force. 2000, '03-10—Assistant coach (AC), Air Force. 2011-14—AC, Oklahoma State. 2015—AC, Arkansas. 2016-17—AC, Indianapolis Colts. 2018—AC, Oakland Raiders. 2019—AC, Cincinnati Bengals.

## GARRETT SWANSON

### ASSISTANT STRENGTH AND CONDITIONING



Garrett Swanson in 2019 enters his first season as a Bengals coach, and his first in the NFL. He will serve as assistant strength and conditioning coach, and will assist head strength and conditioning coach Joey Boese and fellow assistant strength and conditioning coach Todd Hunt in implementing a new strength program for the Bengals.

Swanson comes to Cincinnati from the University of Illinois, where he spent the last two seasons (2017-18) as assistant strength coach under Boese. Over the last two seasons, Swanson helped Boese develop the Illini

into one of the most powerful rushing offenses in the Big Ten Conference. In 2018, the team's 244.2 yards rushing per game ranked second in the Big Ten, and RB Reggie Corbin led the conference in yards per attempt (8.5) en route to third-team All-Big Ten honors.

As a player, Swanson spent four seasons (2012-15) as a punter at Fresno State University. He finished his career with 201 punts for 8411 yards (41.8 average) and 58 inside-20s. In addition to his punting duties, he served as the Bulldogs' kickoff specialist and holder on placekicks. He also was a four-time Mountain West All-Academic team selection.

Swanson played all four seasons at Fresno State alongside Hunt, who was a defensive end for the Bulldogs. All four of his seasons also came under the tutelage of Boese, who was the football team's head strength and conditioning coach at the time. Swanson, Hunt and Boese helped the Bulldogs to back-to-back conference titles in 2012 and '13, a first for the program since 1992-93.

In 2016, Swanson signed as a college free agent with the Arizona Cardinals. He played in three preseason games for the Cardinals and punted six times for 254 yards (42.3), with two inside-20s, before being released.

Swanson was born June 24, 1994, in Riverside, Calif. (metro Los Angeles). He graduated from Fresno State with a degree in kinesiology-exercise science and holds a master's degree in kinesiology from California Baptist University. He also is certified as a strength and conditioning specialist by NSCA. He attended Martin Luther King High School in Riverside, where he was a team captain and all-state performer as a punter, and was named team MVP as a senior. He also handled his team's placekicking duties, and converted a league-record 60-yard field goal.

**Playing and coaching history:** 2012-15—Played punter, Fresno State. 2017-18—Assistant coach (AC), Illinois. 2019—AC, Cincinnati Bengals.

## JIM TURNER OFFENSIVE LINE



Jim Turner in 2019 enters his first season as a Bengals coach and will be charged with leading the team's offensive line. Turner brings 25 years of coaching experience, including two in the NFL.

Turner comes to Cincinnati after serving as offensive line coach for the last three seasons (2016-18) at Texas A&M, where he worked under head coaches Kevin Sumlin (2016-17) and Jimbo Fisher ('18). Turner was also Texas A&M's offensive line coach from 2008-11 under head coach Mike Sherman.

Last season, Turner's offensive line helped Aggies RB and Bengals sixth-round draft selection Trayveon Williams to SEC-bests in rushing yards (1760), rushing TDs (18) and total TDs (19). From 2016-17, the Aggies' line led offenses that gained more than 2000 rushing yards while also passing for 3000-plus yards, an infrequent occurrence in the FBS.

From 2012-13, Turner served as offensive line coach for the Miami Dolphins, where he worked alongside Bengals head coach Zac Taylor, who was Miami's quarterbacks coach at the time. In 2012, Turner guided an offensive line that helped Miami finish eighth in the AFC in rushing yards per game (112.6) and seventh in rushing yards per play (4.10).

In his first stint at Texas A&M, Turner served as offensive line coach alongside Taylor, then an offensive assistant, and helped the Aggies develop one of the top offenses in the SEC. In 2011, the Aggies allowed just nine sacks on 537 pass attempts, and ranked in the top 25 nationally in total offense (seventh), scoring offense (11th), passing offense (18th) and rushing offense (24th). From 2009-11, the Aggies ranked among the nation's top 25 teams in total offense, averaging more than 440 yards per game each season. The 2009 unit ranked No. 5 nationally at 465.8 yards per game, and the '11 squad ranked seventh at 490.2. During his first stint with the Aggies, Turner helped develop several offensive linemen who would go on to play in the NFL, including first-round picks Luke Joeckel, Jake Matthews and Cedric Ogbuehi.

Prior to his first stint at Texas A&M, Turner coached the offensive line at his alma mater of Boston College in 2007. Before serving in Chestnut Hill, Turner worked two seasons (2005-06) as offensive line coach at the University of Delaware. In 2006, Turner also was assistant head coach and recruiting coordinator for the Fightin' Blue Hens.

Turner's background includes stops at Temple in 2003-04 as the offensive line coach, as well as three years ('00-02) as the offensive line and run game coordinator for Harvard.

Turner spent one season as the offensive line coach for Louisiana Tech in 1999. From 1994-98, he served on the staff at Northeastern University, where he coached the offensive line and tight ends ('94-95), running backs and special teams ('96), and defensive line and special teams ('97-98).

Turner was born Jan. 15, 1965, in Boston, Mass. He attended Boston College and was a four-year letterman at fullback under head coach Jack Bicknell, the father of Bengals wide receivers coach Bob Bicknell. Turner played in two bowl games during his time at BC — the Cotton and Hall of Fame — and served as a team captain as a senior.

After earning his degree in sociology from BC in 1988, Turner began his coaching career at his alma mater, Braintree High School. He then spent the 1989 season in London, England, as the offensive coordinator of the Kent Rams — a British American football team — before serving in the United States Marine Corps as an infantry officer in Europe, the Middle East and Japan from 1990-94.

Turner and his wife, Patricia, have one son, Michael.

**Playing and coaching history: 1983-86**—Played fullback, Boston College. **1994-98**—Assistant coach (AC), Northeastern. **1999**—AC, Louisiana Tech. **2000-02**—AC, Harvard. **2003-05**—AC, Temple. **2005-06**—AC, Delaware. **2008-11**—Texas A&M. **2012-13**—AC, Miami Dolphins. **2016-18**—AC, Texas A&M. **2019**—AC, Cincinnati Bengals.

## ALEX VAN PELT QUARTERBACKS



Alex Van Pelt in 2019 enters his 14th season in the NFL and second with the Bengals. For the second straight year, he will be charged with leading Andy Dalton and the other Bengals QBs as Cincinnati transitions to a new offensive system.

After spending 2012-17 with the Green Bay Packers, Van Pelt joined Cincinnati in '18 and helped guide the Bengals' QBs in a new offense. Andy Dalton passed for 21 TDs and an 89.6 passer in 11 games before a thumb injury ended his season. Van Pelt also coached Jeff Driskel, who saw his first NFL action in '18

and started the team's final five games after Dalton's injury. Driskel had six TDs, just two INTs and posted an 82.2 rating, despite playing much or all of his time without WRs A.J. Green and Tyler Boyd and TEs Tyler Eifert and Tyler Kroft.

From 2014-17, Van Pelt was charged with leading the Packers' quarterbacks, headlined by All-Pro Aaron Rodgers. Van Pelt split his time in 2015, serving as Packers QBs/WRs coach. Prior to working with Green Bay's quarterbacks, Van Pelt served as Packers RBs coach from 2012-13.

With the Packers, Van Pelt helped Rodgers become one of the top players in the NFL. In his four seasons working with Green Bay's QBs, Rodgers passed for 125 TDs (tied for second most in the NFL) and had three straight seasons (2014-17) of 500-plus attempts with eight or fewer INTs, the longest streak in league history (did not record 500 attempts in '17 due to injury).

In 2017, Van Pelt helped guide Green Bay through a Week 6 injury to Rodgers that resulted in backup Brett Hundley starting 10 games. In 2016, Rodgers set a franchise single-season record for completions (401) and became just the second QB in NFL history (Tom Brady, 2015) to post 600-plus attempts and seven or fewer INTs in a season.

Van Pelt was QBs/WRs coach in 2015, when Rodgers posted 572 attempts and just eight INTs, his fifth season with 500-plus attempts and eight or fewer INTs, the most in NFL history.

In 2014, his first season leading Green Bay's QBs, Van Pelt helped Rodgers to his second career NFL Most Valuable Player award (AP) and a Pro Bowl berth. Van Pelt guided him to a No. 2 league ranking in passer rating (112.2), No. 3 in TD passes (38), No. 1 in TD/INT ratio (7.60, 38/5) and No. 2 in yards per attempt (8.43). He was the only QB in the league to finish in the top three in all four of those categories. Rodgers posted 13 zero-INT games, the third-most in league history, and registered eight games on the season with three-plus TDs/zero INTs, tying Brady (2007) for the single-season NFL record.

In 2013, as RBs coach for the Packers, Van Pelt helped Eddie Lacy earn a Pro Bowl nod and the NFL's Offensive Rookie of the Year (AP).

Prior to his time in Green Bay, Van Pelt was QBs coach for the Tampa Bay Buccaneers, where he helped develop Josh Freeman, who threw for a combined 7043 yards from 2010-11, the most passing yards by a Tampa Bay QB over a two-year period to that point in franchise annals.

Prior to his time in Tampa Bay, Van Pelt spent four seasons (2006-09) on the Buffalo Bills' coaching staff. He served as offensive quality control coach from 2006-07 and QBs coach from '08-09 (he was promoted to offensive coordinator in September 2009). In 2006, Van Pelt served as QBs coach/passing coordinator with the University at Buffalo. In 2005, he volunteered with the Bills as an offensive quality control coach after spending the 2005 NFL Europe season as the Frankfurt Galaxy's QBs coach.

Van Pelt originally was drafted by the Pittsburgh Steelers in the eighth round of the 1993 NFL Draft, and later signed with Buffalo as a free agent in 1995. He spent his entire nine-year career (1995-2003) with the Bills and played in 31 games with 11 starts while amassing 2,985 yards passing and 16 touchdowns.

In college, Van Pelt was a four-year starter (1989-92) at the University of Pittsburgh, where he set Pitt career records for most passing yards (11,267), completions (867) and attempts (1503). He became only the fifth collegiate player to throw for 2000 yards in four consecutive seasons.

Born May 1, 1970, in Pittsburgh, Pa., Van Pelt and his wife, Brooke, have two daughters, Payton Dale and Katherine Paige, and a son, Jack MacGregor.

**Playing and coaching history: 1989-92**—Played quarterback at the University of Pittsburgh. **1995-2003**—Played quarterback for the Buffalo Bills. **2005**—Assistant coach (AC), Frankfurt Galaxy (NFLE). **2005**—Volunteer AC, Buffalo Bills. **2006**—AC, University at Buffalo. **2006-09**—AC, Buffalo Bills. **2009**—Offensive coordinator, Buffalo Bills. **2010-11**—AC, Tampa Bay Buccaneers. **2012-17**—AC, Green Bay Packers. **2018-present**—AC, Cincinnati Bengals.







**HALFBACK  
JOE MIXON**

# PLAYERS

# ALPHABETICAL ROSTER

JULY 15, 2019

NO.	NAME	POS.	HT.	WT.	BORN	EXP.	COLLEGE	HOMETOWN	HOW ACQ.
55	Akins, Curtis.....	LB	6-1	235	9-28-95	R	Memphis	Byhalia, Miss.	CFA'19
33	Anderson, Rodney.....	HB	6-0	224	9-12-96	R	Oklahoma	Katy, Texas	D6c'19
97	Atkins, Geno.....	DT	6-1	300	3-28-88	10	Georgia	Pembroke Pines, Fla.	D4a'10
30	Bates, Jessie, III.....	S	6-1	200	2-26-97	2	Wake Forest	Fort Wayne, Ind.	D2'18
25	Bernard, Giovanni.....	HB	5-9	205	11-22-91	7	North Carolina	Boca Raton, Fla.	D2a'13
99	Billings, Andrew.....	DT	6-1	328	3-6-95	4	Baylor	Waco, Texas	D4'16
49	+ Bohringer, Moritz.....	TE	6-5	250	10-16-93	1	Aalen (Germany)	Aalen (Germany)	FA'18
65	Boling, Clint.....	G	6-5	305	5-9-89	9	Georgia	Alpharetta, Ga.	D4'11
83	Boyd, Tyler.....	WR	6-2	203	11-15-94	4	Pittsburgh	Clairton, Pa.	D2'16
93	Brown, Andrew.....	DT	6-3	290	12-30-95	1	Virginia	Chesapeake, Va.	D5b'18
26	Brown, Jordan.....	CB	6-0	201	3-26-96	R	South Dakota State	Scottsdale, Ariz.	D7'19
52	Brown, Preston.....	LB	6-1	255	10-27-92	6	Louisville	Cincinnati, Ohio	UFA(Buff.)'18
81	Bryant, Ventell.....	WR	6-3	205	8-24-96	R	Temple	Tampa, Fla.	CFA'19
4	Bullock, Randy.....	K	5-9	210	12-16-89	8	Texas A&M	Klein, Texas	W(Pitt.)'16
82	Carter, Cethan.....	TE	6-3	248	9-5-95	3	Nebraska	New Orleans, La.	CFA'17
38	Chesley, Anthony.....	CB	6-0	190	5-31-96	R	Coastal Carolina	Temple Hills, Md.	CFA'19
16	Core, Cody.....	WR	6-3	205	4-17-94	4	Mississippi	Auburn, Ala.	D6'16
37	Cox, Demetrious.....	S	6-0	200	4-20-94	2	Michigan State	Jeannette, Pa.	FA'18
14	Dalton, Andy.....	QB	6-2	220	10-29-87	9	Texas Christian	Katy, Texas	D2'11
48	Davis, Deshaun.....	LB	5-11	236	12-31-95	R	Auburn	Prichard, Ala.	D6b'19
44	Dawkins, Noah.....	LB	6-1	235	8-13-97	R	The Citadel	Lyman, S.C.	CFA'19
21	Dennard, Darqueze.....	CB	5-11	205	10-10-91	6	Michigan State	Dry Branch, Ga.	D1'14
7	Dolegala, Jake.....	QB	6-7	242	10-7-96	R	Central Connecticut State	Hamburg, N.Y.	CFA'19
6	Driskel, Jeff.....	QB	6-4	235	4-23-93	4	Louisiana Tech	Oviedo, Fla.	W(S.F.)'16
70	Dugas, O'Shea.....	G/OT	6-4	335	9-22-96	R	Louisiana Tech	Lafayette, La.	CFA'19
96	Dunlap, Carlos.....	DE	6-6	285	2-28-89	10	Florida	North Charleston, S.C.	D2'10
85	Eifert, Tyler.....	TE	6-6	255	9-8-90	7	Notre Dame	Fort Wayne, Ind.	D1'13
31	Ellis, Jordan.....	HB	5-10	225	3-22-96	R	Virginia	Atlanta, Ga.	CFA'19
12	Erickson, Alex.....	WR	6-0	195	11-6-92	4	Wisconsin	Darlington, Wis.	CFA'16
50	Evans, Jordan.....	LB	6-3	242	1-27-95	3	Oklahoma	Norman, Okla.	D6a'17
71	Evans, Justin.....	OT	6-5	315	8-19-95	1	South Carolina State	Florence, S.C.	FA'19
42	Fejedelem, Clayton.....	S	6-0	205	6-2-93	4	Illinois	Lemont, Ill.	D7'16
5	Finley, Ryan.....	QB	6-4	207	12-26-94	R	North Carolina State	Phoenix, Ariz.	D4a'19
34	Flowers, Quinton.....	HB	5-10	211	12-2-94	1	South Florida	Miami, Fla.	CFA'18
88	Franks, Jordan.....	TE	6-4	240	2-1-96	2	Central Florida	Wakulla, Fla.	CFA'18
98	Glasgow, Ryan.....	DT	6-3	300	9-30-93	3	Michigan	Aurora, Ill.	D4c'17
77	Glenn, Cordy.....	OT	6-6	345	9-18-89	8	Georgia	Riverdale, Georgia	T(Buff.)'18
18	Green, A.J.....	WR	6-4	210	7-31-88	9	Georgia	Summerville, S.C.	D1'11
39	Hall, Darrin.....	HB	6-0	220	9-6-96	R	Pittsburgh	Youngstown, Ohio	W(Cle.)'19
46	Harris, Clark.....	LS	6-5	250	7-10-84	11	Rutgers	Manahawkin, N.J.	FA'09
35	Harris, Davontae.....	CB	5-11	200	1-21-95	2	Illinois State	Wichita, Kan.	D5a'18
68	Hart, Bobby.....	OT	6-5	310	8-21-94	5	Florida State	Fort Lauderdale, Fla.	FA'18
41	Henderson, Trayvon.....	S	6-0	205	8-15-95	2	Hawaii	Sacramento, Calif.	CFA'18
66	Hopkins, Trey.....	G/C	6-3	316	7-6-92	4	Texas	Houston, Texas	CFA'14
94	Hubbard, Sam.....	DE	6-5	265	6-29-95	2	Ohio State	Cincinnati, Ohio	D3a'18
10	Huber, Kevin.....	P	6-1	210	7-16-85	11	Cincinnati	Cincinnati, Ohio	D5'09
22	Jackson, William, III.....	CB	6-0	196	10-27-92	4	Houston	Houston, Texas	D1'16
45	Jefferson, Malik.....	LB	6-2	241	11-15-96	2	Texas	Mesquite, Texas	D3b'18
64	Jerry, John.....	G	6-5	340	6-14-86	9	Mississippi	Batesville, Miss.	FA'19
60	Jordan, Michael.....	G/C	6-6	315	1-25-98	R	Ohio State	Canton, Mich.	D4c'19
43	Kinnel, Tyree.....	S	5-11	207	1-31-97	R	Michigan	Huber Heights, Ohio	CFA'19
27	Kirkpatrick, Dre.....	CB	6-2	190	10-26-89	8	Alabama	Gadsden, Ala.	D1a'12
58	Lawson, Carl.....	DE	6-2	265	6-29-95	3	Auburn	Alpharetta, Ga.	D4a'17
61	Lundblade, Brad.....	C	6-3	305	9-21-95	1	Oklahoma State	Argyle, Texas	CFA'18
80	Malone, Josh.....	WR	6-3	205	3-21-96	3	Tennessee	Gallatin, Tenn.	D4b'17
29	McRae, Tony.....	CB	5-10	185	5-3-93	3	North Carolina A&T	Laurinburg, N.C.	FA'17
67	Miller, John.....	G	6-3	315	8-12-93	5	Louisville	Miami, Fla.	UFA(Buff.)'19
28	Mixon, Joe.....	HB	6-1	220	7-24-96	3	Oklahoma	Oakley, Calif.	D2'17
8	Morgan, Stanley.....	WR	6-0	205	9-7-96	R	Nebraska	New Orleans, La.	CFA'19
56	Nickerson, Hardy.....	LB	6-0	235	1-5-94	3	Illinois	Oakland, Calif.	CFA'17
76	Perkins, Kent.....	OT	6-5	310	11-19-94	1	Texas	Dallas, Texas	CFA'17
23	Phillips, Darius.....	CB	5-10	190	6-26-95	2	Western Michigan	Detroit, Mich.	D5c'18
57	Pratt, Germaine.....	LB	6-3	245	5-21-96	R	North Carolina State	High Point, N.C.	D3'19
53	Price, Billy.....	C	6-4	310	10-11-94	2	Ohio State	Austintown, Ohio	D1'18
62	Redmond, Alex.....	G	6-5	320	1-18-95	3	UCLA	Cerritos, Calif.	CFA'16
79	Ringo, Christian.....	DT	6-1	300	3-10-92	4	Louisiana-Lafayette	Jackson, Miss.	PS(Dall.)'18
11	Ross, John, III.....	WR	5-11	194	11-27-95	3	Washington	Long Beach, Calif.	D1'17
20	Russell, Kei'Varae.....	CB	5-11	196	10-19-93	4	Notre Dame	Everett, Wash.	W(K.C.)'16
89	Sample, Drew.....	TE	6-5	258	4-16-96	R	Washington	Bellevue, Wash.	D2'19
86	Schreck, Mason.....	TE	6-5	252	11-4-93	3	Buffalo	Medina, Ohio	D7'17
69	Scott, Niles.....	DT	6-2	320	9-30-95	2	Frostburg State	Elkton, Md.	PS(Den.)'18
15	Sharp, Hunter.....	WR	5-11	198	4-25-94	1	Utah State	Palmdale, Calif.	FA'18
51	Sheffield, Sterling.....	LB	6-0	235	11-30-96	R	Maine	Mullica Hill, N.J.	CFA'19
74	Sutherland, Keaton.....	G/OT	6-5	316	2-12-97	R	Texas A&M	Flower Mound, Texas	CFA'19
19	Tate, Auden.....	WR	6-5	228	2-3-97	2	Florida State	Irmo, S.C.	D7c'18
91	Tupou, Josh.....	DT	6-3	345	5-2-94	3	Colorado	Long Beach, Calif.	CFA'17
87	Uzomah, C.J.....	TE	6-6	260	1-14-93	5	Auburn	Suwanee, Ga.	D5'15
59	Vigil, Nick.....	LB	6-2	235	8-20-93	4	Utah State	Plain City, Utah	D3'16
3	Vizcaino, Tristan.....	K	6-2	205	7-31-96	R	Washington	Chino Hills, Calif.	FA'19
24	Webb, B.W.....	CB	5-11	190	5-3-90	6	William & Mary	Newport News, Va.	UFA(NYG)'19
63	Westerman, Christian.....	G	6-3	315	2-23-93	4	Arizona State	Chandler, Ariz.	D5'16
17	Whitfield, Kermit.....	WR	5-8	190	10-8-93	1	Florida State	Orlando, Fla.	FA'17
73	Williams, Jonah.....	OT	6-5	305	11-17-97	R	Alabama	Folsom, Calif.	D1'19
36	Williams, Shawn.....	S	6-0	212	5-13-91	7	Georgia	Damascus, Ga.	D3'13
32	Williams, Trayveon.....	HB	5-8	206	10-18-97	R	Texas A&M	Houston, Texas	D6a'19
9	Willis, Damien.....	WR	6-3	204	6-20-97	R	Troy	Meridian, Miss.	CFA'19
75	Willis, Jordan.....	DE	6-4	270	5-2-95	3	Kansas State	Kansas City, Mo.	D3'17
40	Wilson, Brandon.....	S	5-10	200	7-27-94	3	Houston	Shreveport, La.	D6b'17
47	Worley, Chris.....	LB	6-1	242	9-15-95	1	Ohio State	Cleveland, Ohio	CFA'18
95	Wren, Renell.....	DT	6-5	318	10-23-95	6	Arizona State	St. Louis, Mo.	D4b'19
72	Wynn, Kerry.....	DE	6-5	261	2-12-91	R	Richmond	Louisa, Va.	UFA(NYG)'19

**COACHING STAFF:** HEAD COACH: Zac Taylor. ASSISTANT COACHES: Lou Anarumo (defensive coordinator), Bob Bicknell (wide receivers), Joey Boese (strength and conditioning), Brian Callahan (offensive coordinator), James Casey (tight ends), Gerald Chatman (defensive assistant), Brayden Coombs (assistant special teams), Mark Duffner (senior defensive assistant), Nick Eason (defensive line), Todd Hunt (assistant strength and conditioning), Daronte Jones (secondary/cornerbacks), Jordan Kovacs (defensive quality control), Brad Kragthorpe (offensive assistant), Robert Livingston (secondary/safeties), Tem Lukabu (linebackers), Ben Martin (assistant offensive line), Dan Pitcher (assistant quarterbacks), Darrin Simmons (special teams coordinator), Jemal Singleton (running backs), Garrett Swanson (assistant strength and conditioning), Jim Turner (offensive line), Alex Van Pelt (quarterbacks). **STAFF:** Doug Rosfeld (director of coaching operations).

**NOTE:** A plus sign (+) denotes an International Player Pathway participant who has a roster exemption.

# NUMERICAL ROSTER

**JULY 15, 2019**

NO.	NAME	POS.	HT.	WT.	BORN	EXP.	COLLEGE	HOMETOWN	HOW ACQ.
3	Tristan Vizcaino	K	6-2	205	7-31-96	R	Washington	Chino Hills, Calif.	FA'19
4	Randy Bullock	K	5-9	210	12-16-89	8	Texas A&M	Klein, Texas	W(Pitt.)'16
5	Ryan Finley	QB	6-4	207	12-26-94	R	North Carolina State	Phoenix, Ariz.	D4a'19
6	Jeff Driskel	QB	6-4	235	4-23-93	4	Louisiana Tech	Oviedo, Fla.	W(S.F.)'16
7	Jake Dolegala	QB	6-7	242	10-7-96	R	Central Connecticut State	Hamburg, N.Y.	CFA'19
8	Stanley Morgan	WR	6-0	205	9-7-96	R	Nebraska	New Orleans, La.	CFA'19
9	Damion Willis	WR	6-3	204	6-20-97	R	Troy	Meridian, Miss.	CFA'19
10	Kevin Huber	P	6-1	210	7-16-85	11	Cincinnati	Cincinnati, Ohio	D5'09
11	John Ross III	WR	5-11	194	11-27-95	3	Washington	Long Beach, Calif.	D1'17
12	Alex Erickson	WR	6-0	195	11-6-92	4	Wisconsin	Darlington, Wis.	CFA'16
14	Andy Dalton	QB	6-2	220	10-29-87	9	Texas Christian	Katy, Texas	D2'11
15	Hunter Sharp	WR	5-11	198	4-25-94	1	Utah State	Palmdale, Calif.	FA'18
16	Cody Core	WR	6-3	205	4-17-94	4	Mississippi	Auburn, Ala.	D6'16
17	Kermit Whitfield	WR	5-8	190	10-8-93	1	Florida State	Orlando, Fla.	FA'17
18	A.J. Green	WR	6-4	210	7-31-88	9	Georgia	Summersville, S.C.	D1'11
19	Auden Tate	WR	6-5	228	2-3-97	2	Florida State	Irmo, S.C.	D7c'18
20	KeiVarae Russell	CB	5-11	196	10-19-93	4	Notre Dame	Everett, Wash.	W(K.C.)'16
21	Darqueze Dennard	CB	5-11	205	10-10-91	6	Michigan State	Dry Branch, Ga.	D1'14
22	William Jackson III	CB	6-0	196	10-27-92	4	Houston	Houston, Texas	D1'16
23	Darius Phillips	CB	5-10	190	6-26-95	2	Western Michigan	Detroit, Mich.	D5c'18
24	B.W. Webb	CB	5-11	190	5-3-90	6	William & Mary	Newport News, Va.	UFA(NYG)'19
25	Giovani Bernard	HB	5-9	205	11-22-91	7	North Carolina	Boca Raton, Fla.	D2a'13
26	Jordan Brown	CB	6-0	201	3-26-96	8	South Dakota State	Scottsdale, Ariz.	D7'19
27	Dre Kirkpatrick	CB	6-2	190	10-26-89	R	Alabama	Gadsden, Ala.	D1a'12
28	Joe Mixon	HB	6-1	220	7-24-96	3	Oklahoma	Oakley, Calif.	D2'17
29	Tony McRae	CB	5-10	185	5-3-93	3	North Carolina A&T	Laurinburg, N.C.	FA'17
30	Jessie Bates III	S	6-1	200	2-26-97	2	Wake Forest	Fort Wayne, Ind.	D2'18
31	Jordan Ellis	HB	5-10	225	3-22-96	R	Virginia	Atlanta, Ga.	CFA'19
32	Trayveon Williams	HB	5-8	206	10-18-97	R	Texas A&M	Houston, Texas	D6a'19
33	Rodney Anderson	HB	6-0	224	9-12-96	R	Oklahoma	Katy, Texas	D6c'19
34	Quinton Flowers	HB	5-10	211	12-2-94	1	South Florida	Miami, Fla.	CFA'18
35	Davontae Harris	CB	5-11	200	1-21-95	2	Illinois State	Wichita, Kan.	D5a'18
36	Shawn Williams	S	6-0	212	5-13-91	7	Georgia	Damascus, Ga.	D3'13
37	Demetrius Cox	S	6-0	200	4-20-94	2	Michigan State	Jeannette, Pa.	FA'18
38	Anthony Chesley	CB	6-0	190	5-31-96	R	Coastal Carolina	Temple Hills, Md.	CFA'19
39	Darrin Hall	HB	6-0	220	9-6-96	R	Pittsburgh	Youngstown, Ohio	W(Cle.)'19
40	Brandon Wilson	S	5-10	200	7-27-94	3	Houston	Shreveport, La.	D6b'17
41	Trayvon Henderson	S	6-0	205	8-15-95	2	Hawaii	Sacramento, Calif.	CFA'18
42	Clayton Fejedelem	S	6-0	205	6-2-93	4	Illinois	Lemont, Ill.	D7'16
43	Tyree Kinnel	S	5-11	207	1-31-97	R	Michigan	Huber Heights, Ohio	CFA'19
44	Noah Dawkins	LB	6-1	235	8-13-97	R	The Citadel	Lyman, S.C.	CFA'19
45	Malik Jefferson	LB	6-2	241	11-15-96	2	Texas	Mesquite, Texas	D3b'18
46	Clark Harris	LS	6-5	250	7-10-84	11	Rutgers	Manahawkin, N.J.	FA'09
47	Chris Worley	LB	6-1	242	9-15-95	1	Ohio State	Cleveland, Ohio	CFA'18
48	Deshawn Davis	LB	5-11	236	12-31-95	R	Auburn	Prichard, Ala.	D6b'19
49	+ Moritz Böhringer	TE	6-5	250	10-16-93	1	Aalen (Germany)	Aalen (Germany)	FA'18
50	Jordan Evans	LB	6-3	242	1-27-95	3	Oklahoma	Norman, Okla.	D6a'17
51	Sterling Sheffield	LB	6-0	235	11-30-96	R	Maine	Mullica Hill, N.J.	CFA'19
52	Preston Brown	LB	6-1	255	10-27-92	6	Louisville	Cincinnati, Ohio	UFA(Buff.)'18
53	Billy Price	C	6-4	310	10-11-94	2	Ohio State	Austintown, Ohio	D1'18
55	Curtis Akins	LB	6-1	235	9-28-95	R	Memphis	Byhalia, Miss.	CFA'19
56	Hardy Nickerson	LB	6-0	235	1-5-94	3	Illinois	Oakland, Calif.	CFA'17
57	Germaine Pratt	LB	6-3	245	5-21-96	R	North Carolina State	High Point, N.C.	D3'19
58	Carl Lawson	DE	6-2	265	6-29-95	3	Auburn	Alpharetta, Ga.	D4a'17
59	Nick Vigil	LB	6-2	235	8-20-93	4	Utah State	Plain City, Utah	D3'16
60	Michael Jordan	G/C	6-6	315	1-25-98	R	Ohio State	Canton, Mich.	D4c'19
61	Brad Lundblade	C	6-3	305	9-21-95	1	Oklahoma State	Argyle, Texas	CFA'18
62	Alex Redmond	G	6-5	320	1-18-95	3	UCLA	Cerritos, Calif.	CFA'16
63	Christian Westerman	G	6-3	315	2-23-93	4	Arizona State	Chandler, Ariz.	D5'16
64	John Jerry	G	6-5	340	6-14-86	9	Mississippi	Batesville, Miss.	FA'19
65	Clint Boling	G	6-5	305	5-9-89	9	Georgia	Alpharetta, Ga.	D4'11
66	Trey Hopkins	G/C	6-3	316	7-6-92	4	Texas	Houston, Texas	CFA'14
67	John Miller	G	6-3	315	8-12-93	5	Louisville	Miami, Fla.	UFA(Buff.)'19
68	Bobby Hart	OT	6-5	310	8-21-94	5	Florida State	Fort Lauderdale, Fla.	FA'18
69	Niles Scott	DT	6-2	320	9-30-95	2	Frostburg State	Elkton, Md.	PS(Den.)'18
70	O'Shea Dugas	G/OT	6-4	335	9-22-96	R	Louisiana Tech	Lafayette, La.	CFA'19
71	Justin Evans	OT	6-5	315	8-19-95	1	South Carolina State	Florence, S.C.	FA'19
72	Kerry Wynn	DE	6-5	261	2-12-91	6	Richmond	Louisa, Va.	UFA(NYG)'19
73	Jonah Williams	OT	6-5	305	11-17-97	R	Alabama	Folsom, Calif.	D1'19
74	Keaton Sutherland	G/OT	6-5	316	2-12-97	R	Texas A&M	Flower Mound, Texas	CFA'19
75	Jordan Willis	DE	6-4	270	5-2-95	3	Kansas State	Kansas City, Mo.	D3'17
76	Kent Perkins	OT	6-5	310	11-19-94	1	Texas	Dallas, Texas	CFA'17
77	Cordy Glenn	OT	6-6	345	9-18-89	8	Georgia	Riverdale, Georgia	T(Buff.)'18
79	Christian Ringo	DT	6-1	300	3-10-92	4	Louisiana-Lafayette	Jackson, Miss.	PS(Dall.)'18
80	Josh Malone	WR	6-3	205	3-21-96	3	Tennessee	Gallatin, Tenn.	D4b'17
81	Ventell Bryant	WR	6-3	205	8-24-96	R	Temple	Tampa, Fla.	CFA'19
82	Cethan Carter	TE	6-3	248	9-5-95	3	Nebraska	New Orleans, La.	CFA'17
83	Tyler Boyd	WR	6-2	203	11-15-94	4	Pittsburgh	Clairton, Pa.	D2'16
85	Tyler Eifert	TE	6-6	255	9-8-90	7	Notre Dame	Fort Wayne, Ind.	D1'13
86	Mason Schreck	TE	6-5	252	11-4-93	3	Buffalo	Medina, Ohio	D7'17
87	C.J. Uzomah	TE	6-6	260	1-14-93	5	Auburn	Swansea, Ga.	D5'15
88	Jordan Franks	TE	6-4	240	2-1-96	2	Central Florida	Wakulla, Fla.	CFA'18
89	Drew Sample	TE	6-5	258	4-16-96	R	Washington	Bellevue, Wash.	D2'19
91	Josh Tupou	DT	6-3	345	5-2-94	3	Colorado	Long Beach, Calif.	CFA'17
93	Andrew Brown	DT	6-3	290	12-30-95	1	Virginia	Chesapeake, Va.	D5b'18
94	Sam Hubbard	DE	6-5	265	6-29-95	2	Ohio State	Cincinnati, Ohio	D3a'18
95	Renell Wren	DT	6-5	318	10-23-95	R	Arizona State	St. Louis, Mo.	D4b'19
96	Carlos Dunlap	DE	6-6	285	2-28-89	10	Florida	North Charleston, S.C.	D2'10
97	Geno Atkins	DT	6-1	300	3-28-88	10	Georgia	Pembroke Pines, Fla.	D4a'10
98	Ryan Glasgow	DT	6-3	300	9-30-93	3	Michigan	Aurora, Ill.	D4c'17
99	Andrew Billings	DT	6-1	328	3-6-95	4	Baylor	Waco, Texas	D4'16

**COACHING STAFF:** HEAD COACH: Zac Taylor. ASSISTANT COACHES: Lou Anarumo (defensive coordinator), Bob Bicknell (wide receivers), Joey Boese (strength and conditioning), Brian Callahan (offensive coordinator), James Casey (tight ends), Gerald Chatman (defensive assistant), Brayden Coombs (assistant special teams), Mark Duffner (senior defensive assistant), Nick Eason (defensive line), Todd Hunt (assistant strength and conditioning), Daronte Jones (secondary/cornerbacks), Jordan Kovacs (defensive quality control), Brad Kragthorpe (offensive assistant), Robert Livingston (secondary/safeties), Tem Lukabu (linebackers), Ben Martin (assistant offensive line), Dan Pitcher (assistant quarterbacks), Darrin Simmons (special teams coordinator), Jemal Singleton (running backs), Garrett Swanson (assistant strength and conditioning), Jim Turner (offensive line), Alex Van Pelt (quarterbacks). **STAFF:** Doug Rosfeld (director of coaching operations).

**NOTE:** A plus sign (+) denotes an International Player Pathway participant who has a roster exemption.



# PRONUNCIATION GUIDE

JULY 15, 2019

Lou <b>Anarumo</b> (Defensive Coordinator).....	ann-ah-ROO-mo	Ryan <b>Glasgow</b> .....	GLASS-go
<b>Geno</b> Atkins.....	JEE-no	<b>Davontae</b> Harris.....	duh-VAHN-tay
<b>Giovani</b> Bernard.....	jee-o-VAHN-ee	<b>Trayvon</b> Henderson.....	TRAY-vahn
Joey <b>Boese</b> (Strength and Conditioning Coach).....	bo-ZAY	<b>Malik</b> Jefferson.....	muh-LEEK
Moritz <b>Böhringer</b> .....	BOAR-ringer	<b>Daronte</b> Jones (Secondary/Cornerbacks Coach).....	duh-RAHN-tay
<b>Ventell</b> Bryant.....	venn-TELL	<b>Tyree Kinnel</b> .....	TIE-ree KINN-ell
Randy <b>Bullock</b> .....	BULL-luck	<b>Dre</b> Kirkpatrick.....	DRAY
<b>Cethan</b> Carter.....	SEE-thin	<b>Tem Lukabu</b> (Linebackers coach).....	TEMM LUKE-uh-boo
<b>Darqueze</b> Dennard.....	dar-KWEZ deh-NARD	<b>KeiVarae</b> Russell.....	kee-VAR-ay
Jake <b>Dolegala</b> .....	DOLE-leh-gah-lah	Josh <b>Tupou</b> .....	TEW-po
O'Shea <b>Dugas</b> .....	DOO-gah	C.J. <b>Uzomah</b> .....	yew-ZAH-mah
Tyler <b>Eifert</b> .....	EYE-fert	<b>Tristan Vizcaino</b> .....	TRISS-tinn vizz-KAY-no
Clayton <b>Fejedelem</b> .....	FEDGE-uh-lemm (the "d" is silent)	<b>Renell Wren</b> .....	reh-NELL RENN

## PLAYER BIOGRAPHIES

*(The Bengals' 2014-18 defensive statistics in the following biographies are press box statistics produced at the games. The Bengals' defensive statistics noted in seasons prior to 2014 were compiled by coaches while reviewing game film, and thus may differ from the press box statistics on record for those years.)*



### AKINS, CURTIS

**LB #55**

**Height:** 6-1

**Weight:** 235

**College:** Memphis

**Experience:** Rookie in 2019

**2018 games-starts:** 0-0

**Career games-starts:** 0-0

**Born:** 9-28-95

**Hometown:** Byhalia, Miss.

**Acquired:** CFA'19

A 2019 college free agent signee out of Memphis, Akins looks to carve out a roster spot at linebacker in his rookie season ... Spent five seasons (2014-18) at Memphis (redshirted in 2014) and appeared in 46 games ... Totaled 276 career tackles, including 9.5 for losses, with three FFs, two FRs, five PDs and an INT ... Led Memphis in tackles in both junior (88) and senior (100) seasons.

**Career transactions:** Signed as college free agent with Cincinnati on 5-10-19.

**College highlights:** Spent five seasons (2014-18) at Memphis, with a redshirt year in '14, and appeared in 46 career games ... Totaled 276 tackles, including 9.5 for losses and 1.5 sacks, along with five PDs, three FFs and two FRs. **2018**—Played in all 14 games ... Led team with 100 tackles, including three for losses and a sack, and added a PD, FF and FR ... Earned honorable mention All-AAC honors ... Notched eight or more tackles in six games, including AAC Championship Game at UCF. **2017**—Played in 11 games, with nine starts ... Missed two games (at UCF, at Connecticut) due to injury ... Totaled team-high

88 tackles, including 4.5 for losses and a half sack, and had two PDs, two FFs and one FR ... Recorded at least seven tackles in nine of his 11 games played ... Recorded season-high 12 tackles in the AAC Championship Game vs. UCF. **2016**—Played in all 13 contests, and started the final eight games of the season ... Totaled 74 tackles (fourth on team), including two for losses, along with a PD ... Had three double-digit tackle performances — career-high 16 at Navy, 11 vs. USF and 10 vs. Tulsa ... Recorded only career INT at Cincinnati. **2015**—Played in eight games, and totaled 14 tackles and one PD ... Made collegiate debut in season opener vs. Missouri State, and had one stop. **2014**—Did not play (redshirt).

**High school:** Attended Byhalia (Miss.) High School, where in four seasons he totaled 589 tackles, six sacks, 10 INTs and 12 FFs ... As a senior in 2013, was team captain and recorded 110 tackles on Byhalia squad that reached Mississippi state championship game.

**Personal:** Hometown is Byhalia, Miss. (outside Memphis) ... Interdisciplinary studies major at Memphis.



## ANDERSON, RODNEY

**HB #33**

**Height:** 6-0  
**Weight:** 224  
**College:** Oklahoma  
**Experience:** Rookie in 2019

**2018 games-starts:** 0-0  
**Career games-starts:** 0-0  
**Born:** 9-12-96  
**Hometown:** Katy, Texas  
**Acquired:** D6c'19

*The third of three Cincinnati sixth-round picks in the 2019 NFL Draft, Anderson played four seasons at Oklahoma, but lost all or most of three seasons due to injuries ... Suffered season-ending knee injury in first quarter of Oklahoma's second game of 2018 ... Also missed all of 2016 season due to neck injury suffered in preseason camp, and suffered season-ending leg injury in Sooners' second game as a freshman in 2015 ... Despite missed time, recorded career totals of 200 rushes for 1285 yards and 16 TDs, along with 17 receptions for 281 yards and five TDs ... Declared for NFL Draft, forgoing final season of eligibility ... Hails from same hometown (Katy, Texas) and attended same high school (Katy) as Bengals QB Andy Dalton.*

**Career transactions:** Selected by Cincinnati in sixth round of 2019 NFL Draft (211th overall) ... Signed with Bengals on 5-10-19.

**College highlights:** Spent four seasons (2015-18) at Oklahoma ... Played in 18 career games, with nine starts ... Injuries limited him to just one season (2017) of action ... Career totals of 200 rushes for 1285 yards (6.4) and 16 TDs, and 17 catches for 281 yards (16.5) and five TDs. **2018**—Started first two games, and rushed 11 times for 119 yards and three TDs ... Had a 65-yard TD run in season-opener vs. Temple ... Suffered season-ending knee injury on final play of the first quarter vs. UCLA. **2017**—Played in all 14 games, with seven starts, in his only full season of action ... Rushed 188 times for a team-high 1161 yards and 13 TDs ... Also caught 17 passes for 281 yards and five more TDs ... Named second-team All-Big 12 ... Twice earned at least a share of Big 12 Offensive Player of the Week honors ... Had two four-TD performances (vs.

TCU, vs. West Virginia) ... Rushed for 201 yards on 26 carries (7.7 average), and scored two TDs in CFB semifinal at Rose Bowl vs. Georgia ... Rushed 13 times for 118 yards and four TDs (all in first half) vs. West Virginia ... Rushed 23 times for 151 yards and two TDs vs. TCU, and added five catches for 139 yards and two more TDs; his 290 all-purpose yards vs. TCU earned him Big 12 Offensive Player of the Week honors ... His performance vs. TCU also marked the first time since 1996 that an FBS player had at least 139 rushing and receiving yards in one game ... Rushed 21 times for 111 yards and a TD vs. Oklahoma State, and caught two passes for 48 yards and another score ... Rushed 24 times for 181 yards and a TD vs. Texas Tech, en route to Big 12 co-Offensive Player of the Week honors. **2016**—Did not play ... Missed season due to neck injury suffered in preseason camp in August. **2015**—Played in two games ... Made collegiate debut in opener vs. Akron, and had one rush for five yards ... Suffered season-ending leg injury in Game 2 at Tennessee.

**High school:** Attended Katy (Texas) High School ... Rushed for 5493 career yards on 603 carries (9.1 average), and averaged 144.6 yards rushing per game ... As a senior, he rushed for 2485 yards and 36 TDs, helped lead Katy to Class 6A Division II state championship game, and was named Offensive Player of the Year by the Houston Touchdown Club.

**Personal:** Hometown is Katy, Texas (outside Houston) ... Graduated from Oklahoma in May 2018 with social sciences degree, and is currently working on his master's degree in human relations.





## ATKINS, GENO

**DT #97**

**Height:** 6-1  
**Weight:** 300  
**College:** Georgia  
**Experience:** 10th-year player in 2019

**2018 games-starts:** 16-16  
**Career games-starts:** 137-120  
**Born:** 3-28-88  
**Hometown:** Pembroke Pines, Fla.  
**Acquired:** D4a'10

*Considered among the top interior defensive linemen in football, Atkins' seven Pro Bowl selections (in nine previous seasons) are the most ever by a Bengals defensive player ahead of CB Lemar Parrish (six) ... Led Bengals in sacks (10) for the fifth time in his career in 2018 ... In nine seasons, has finished in at least a share of lead for sacks by an interior defensive lineman five different times — claimed it outright three times (2012, '16, '17) and shared it twice ('11 and '15) ... Entering 2019, Bengals are 8-4 when Atkins records more than one sack, including 6-2 since 2015 and 3-0 in '18 ... Enters 2019 with 71 career sacks, most by a Bengals interior lineman and 1.5 shy teammate Carlos Dunlap (72.5) for second place on the Bengals' all-time sack list (DE Eddie Edwards is the franchise's all-time leader with 83.5).*

**Career transactions:** Selected by Cincinnati in fourth round of 2010 NFL Draft (120th overall) ... Signed with Bengals on 7-17-10 ... Signed contract extension with Bengals on 9-2-13 ... Signed contract extension with Bengals on 8-28-18.

**2018 highlights:** Started all 16 games at DT ... Selected to Pro Bowl as a starter for the AFC (did not play in game) ... Led Bengals with 10 sacks, and second on defensive line in tackles (45) ... On Sept. 13 vs. Baltimore, had two sacks of Ravens QB Joe Flacco, both of which came on third downs and forced punts ... Recorded a fourth-down sack of Falcons QB Matt Ryan Sept. 30 at Atlanta, giving Cincinnati's offense good field position that led to a TD ... Recorded two sacks of Dolphins QB Ryan Tannehill in win Oct. 7 vs. Miami ... Had season-high six tackles Dec. 16 vs. Oakland, including career-high three sacks, all of which were takedowns of Raiders QB Derek Carr in the fourth quarter while the Bengals were protecting a lead.

**Previous seasons:** **2010**—Fourth-round draftee played his way into regular D-line rotation early in training camp ... Went on to play in every game, with one start, and led team in coaches' compilation of QB pressures (19) ... Had 20 tackles, and was second on team in sacks (three) ... Had first career solo sack on Dec. 19 vs. Cleveland, dropping Colt McCoy for one-yard loss ... Three QB pressures in first pro start, Dec. 12 at Pittsburgh. **2011**—Played in every game, with 15 starts, and started Wild Card playoff at Houston ... His 7.5 sacks tied DT Tommy Kelly of Oakland for NFL lead among interior linemen ... First interior lineman to lead Bengals in sacks since 1996 (Dan Wilkinson with 6.5) ... His 68 tackles ranked second on line ... Second on team in QB pressures (22) ... Tied for team lead in combined fumbles forced/recovered (four) ... On Oct. 9 at Jacksonville, scored his first TD at any level of football after recovering a fumble from QB Blaine Gabbert on Jacksonville's final play and returning 10 yards for the score ... Had five tackles with a sack in the team's Wild Card playoff on 1-7-12 at Houston. **2012**—Started all 16 games and Wild Card playoff at Houston, and his team-leading 12.5 sacks in regular season were 4.5 ahead of next-best NFL interior lineman (Detroit's Ndamukong Suh at eight) ... Set Bengals record for sacks by an interior lineman, easily topping Dan Wilkinson's eight from 1996 ... Tied for team lead in FFs (four) ... Also led Bengals in TFLs (15) and QB pressures (35) ... Named as AFC Defensive Player of the Week for his performance in Cincinnati's playoff-clinching win Dec. 23 at Pittsburgh, sacking Ben Roethlisberger twice for 17 yards, forcing a fumble and leading line

in tackles (eight). **2013**—Started at DT in Games 1-9 ... Suffered knee injury (ACL tear) in second quarter of Game 9, Oct. 31 at Miami; and placed Nov. 4 on Reserve/Injured list ... His six sacks led the team through the point of his knee injury. **2014**—Named to his third Pro Bowl, as injury replacement for Detroit DT Ndamukong Suh ... Totaled 34 tackles, three sacks (second on team), eight TFLs (second) and seven QB hits (third) ... On Nov. 23 at Houston, tackled RB Alfred Blue in the end zone for a safety in second quarter, giving Bengals 9-0 lead ... On Dec. 14 at Cleveland, had 10-yard sack of Johnny Manziel to force a punt. **2015**—Started in Games 1-16, with 11 sacks (second on team, tied for first among NFL interior linemen) ... Second on team in QB hits (19) ... In Bengals' comeback win vs. Seattle, sacked Russell Wilson at the scrimmage line on third down in fourth quarter, forcing a punt, and Bengals then drove for tying FG that sent game into OT ... Started Wild Card Playoff vs. Pittsburgh, with three tackles and a five-yard sack of Ben Roethlisberger. **2016**—Started Games 1-16, with 32 tackles, including team-leading nine sacks ... Had 4.5 sacks in last four games and claimed NFL season lead for sacks by interior linemen (nine) ... Also led Bengals in TFLs (13) and QB hits (26) ... In Game 13 at Cleveland, his 11-yard sacks of Robert Griffin III on consecutive plays in fourth quarter helped seal win. **2017**—Played in 16 games with 15 starts ... Did not start Dec. 10 vs. Chicago due to toe injury ... Led team and all NFL interior defensive linemen in sacks with nine ... Tied with Carlos Dunlap for most tackles among Bengals defensive linemen, with 46 ... Had two-sack game Sept. 14 vs. Houston, including sack of Texans QB Deshaun Watson which forced punt ... Recorded a second two-sack game Dec. 17 at Minnesota, with a nine-yard drop of Minnesota QB Case Keenum on first play from scrimmage ... Sacked QB Jacoby Brissett in first quarter on Oct. 29 vs. Indianapolis, which moved the Colts out of FG range and led to blocked punt ... Season-high seven tackles Sept. 10 vs. Baltimore ... Had two half sacks of Browns QB DeShone Kizer on Nov. 26 vs. Cleveland.

**Pro Bowl participation:** Selected to seven games, and has played in six ... Did not play in 2018 season game due to injury ... In 2017 season game at Orlando, started the contest and had two tackles (both solos), helping the AFC to post a narrow 24-23 victory ... Starter in 2016 season game at Orlando, helping lead 20-13 AFC victory, with 1.5 sacks among three tackles ... Starter and team captain for victorious Team Irvin in 2015 season game at Honolulu, leading team's D-line in tackles (four, with two TFLs) ... Started for victorious Team Irvin in 2014 season game at Glendale, Ariz. (no statistics) ... Voted as AFC starter for 2012 season game and had one tackle ... Two tackles (one TFL) for AFC in 2011 season contest.

**College:** Played four seasons (2006-09) at Georgia ... Named team's defensive MVP as a senior ... Played in team's last 45 games of his career ... Totaled 50 games and 23 starts ... Helped Bulldogs post 38-14 record, including 4-0 in bowl games ... Totaled 120 tackles, with 11 sacks.

**Personal:** Hometown is Pembroke Pines, Fla. ... Attended St. Thomas Aquinas High School, where he was named Florida Class 5-A Defensive Player of the Year as a senior ... His father, Gene Atkins, had a 10-year NFL career at S with New Orleans and Miami ... Was a housing major at Georgia ... Enjoys traveling and movies ... First name is pronounced "JEE-no."

**GENO ATKINS' STATISTICS**

YEAR	TEAM	G-S	DEFENSE							INTERCEPTIONS					SCORING				
			ST	AT	TT	SKS-YDS	PD	FF	FR-YDS	NO	YDS	AVG	LG	TD	TD	TD-IntRt	TD-FRRt	S	PTS
2010	Cincinnati	16-1	12	8	20	3-11	1	0	0-0	—	—	—	—	—	0	0	0	0	0
2011	Cincinnati	16-15	41	27	68	7.5-37.5	2	2	2-19	—	—	—	—	—	1	0	1	0	6
2012	Cincinnati	16-16	51	17	68	12.5-90	2	4	0-0	—	—	—	—	—	0	0	0	0	0
2013	Cincinnati	9-9	15	14	29	6-52.5	0	0	0-0	—	—	—	—	—	0	0	0	0	0
2014	Cincinnati	16-16	20	14	34	3-23.5	1	1	0-0	—	—	—	—	—	0	0	0	1	2
2015	Cincinnati	16-16	31	11	42	11-86	0	1	0-0	—	—	—	—	—	0	0	0	0	0
2016	Cincinnati	16-16	21	11	32	9-63	0	0	0-0	—	—	—	—	—	0	0	0	0	0
2017	Cincinnati	16-15	29	17	46	9-65.5	0	0	0-0	—	—	—	—	—	0	0	0	0	0
2018	Cincinnati	16-16	24	21	45	10-55	0	0	0-0	—	—	—	—	—	0	0	0	0	0
CAREER		137-120	244	140	384	71-484	6	8	2-19	—	—	—	—	—	1	0	1	1	8

**POSTSEASON**

YEAR	TEAM	G-S	DEFENSE							INTERCEPTIONS					SCORING				
			ST	AT	TT	SKS-YDS	PD	FF	FR-YDS	NO	YDS	AVG	LG	TD	TD	TD-IntRt	TD-FRRt	S	PTS
2011	Cincinnati	1-1	4	1	5	1-0	0	0	0-0	—	—	—	—	—	—	—	—	—	—
2012	Cincinnati	1-1	0	2	2	0-0	0	0	0-0	—	—	—	—	—	—	—	—	—	—
2013	Cincinnati	0-0	DID NOT PLAY*							DID NOT PLAY*					DID NOT PLAY*				
2014	Cincinnati	1-1	2	1	3	0.5-4	0	0	0-0	—	—	—	—	—	—	—	—	—	—
2015	Cincinnati	1-1	3	0	3	1-5	0	0	0-0	—	—	—	—	—	—	—	—	—	—
CAREER		4-4	9	4	13	2.5-9	0	0	0-0	—	—	—	—	—	—	—	—	—	—

\* NOTE: Atkins was on the Reserve/Injured list for one postseason with Cincinnati in 2013.

**2018 GAME-BY-GAME**

		DEFENSE								INTERCEPTIONS				
DATE	OPPONENT	ST	AT	TT	SKS-YDS	INT-YDS	PD	FF	FR-YDS	NO	YDS	AVG	LG	TD
9-9	at Indianapolis	3	1	4	1-6	0-0	0	0	0-0	—	—	—	—	—
9-13	BALTIMORE	2	3	5	2-6	0-0	0	0	0-0	—	—	—	—	—
9-23	at Carolina	0	5	5	0-0	0-0	0	0	0-0	—	—	—	—	—
9-30	at Atlanta	4	1	5	1-5	0-0	0	0	0-0	—	—	—	—	—
10-7	MIAMI	2	1	3	2-16	0-0	0	0	0-0	—	—	—	—	—
10-14	PITTSBURGH	0	1	1	0-0	0-0	0	0	0-0	—	—	—	—	—
10-21	at Kansas City	0	1	1	0-0	0-0	0	0	0-0	—	—	—	—	—
10-28	TAMPA BAY	0	1	1	0-0	0-0	0	0	0-0	—	—	—	—	—
11-4	— BYE —													
11-11	NEW ORLEANS	2	2	4	0-0	0-0	0	0	0-0	—	—	—	—	—
11-18	at Baltimore	2	0	2	1-2	0-0	0	0	0-0	—	—	—	—	—
11-25	CLEVELAND	0	3	3	0-0	0-0	0	0	0-0	—	—	—	—	—
12-2	DENVER	0	0	0	0-0	0-0	0	0	0-0	—	—	—	—	—
12-9	at L.A. Chargers	1	0	1	0-0	0-0	0	0	0-0	—	—	—	—	—
12-16	OAKLAND	5	1	6	3-20	0-0	0	0	0-0	—	—	—	—	—
12-23	at Cleveland	2	0	2	0-0	0-0	0	0	0-0	—	—	—	—	—
12-30	at Pittsburgh	1	1	2	0-0	0-0	0	0	0-0	—	—	—	—	—
TOTALS		24	21	45	10-55	0-0	0	0	0-0	—	—	—	—	—

**BATES, JESSIE, III****S #30**

**Height:** 6-1  
**Weight:** 200  
**College:** Wake Forest  
**Experience:** 2nd-year player in 2019

**2018 games-starts:** 16-16  
**Career games-starts:** 16-16  
**Born:** 2-26-97  
**Hometown:** Fort Wayne, Ind.  
**Acquired:** D2'18

Cincinnati's second-round draft pick a year ago enters his second season, after a standout rookie campaign in which he became just the sixth Bengals rookie, and the first since 2012, to lead the team in tackles (111) ... Was also the first Bengals rookie defender to start all 16 games since LB Takeo Spikes in 1998, and played a team-high 98.7 percent of Cincinnati's defensive snaps (1114 of 1129) ... Recorded three INTs (second on team), including a pick-six off of Tampa Bay QB Jameis Winston ... Was elevated to No. 1 FS role in 2018 preseason after team released veteran starter George Iloka ... Spent three years (2015-17) at Wake Forest, with a redshirt year in '15, and totaled 179 tackles, including 9.5 for losses, six INTs, nine PBUs and two FFs.

**Career transactions:** Selected by Cincinnati in second round of 2018 NFL Draft (54th overall) ... Signed with Bengals on 5-12-18.

**2018 highlights:** Started all 16 games at FS, and was first Bengals rookie defender to start all 16 games since Takeo Spikes in 1998 ... Recorded team-high 111 tackles, and was the first Bengals rookie to lead the team in that category since Vontaze Burfict in 2012 ... Also recorded seven PDs, including three INTs (second on team) ... Selected to the All-Rookie team by the Professional Football Writers of America ... Recorded first career INT on Sept. 13 vs. Baltimore, when he picked off Ravens QB Joe Flacco in the first quarter ... On Oct. 7 vs. Miami, intercepted a pass from Dolphins QB Ryan Tannehill late in

the fourth quarter to help seal a Bengals win ... Recorded season-high 12 tackles Oct. 21 at Kansas City ... Scored first career TD on Oct. 28 vs. Tampa Bay, after he intercepted Bucs QB Jameis Winston and returned it 21 yards for a score ... Recorded team-high 11 tackles on Nov. 11 vs. New Orleans.

**College:** Spent three years (2015-17) at Wake Forest, with a redshirt season in '15 ... Played in 24 games, with 21 starts, in two seasons of action ... Totaled 179 tackles, including 120 solo, with 9.5 tackles for losses, six INTs, nine pass breakups and two forced fumbles ... Averaged 32.5 return yards on his six career INTs, and his 195 total return yards were third-most in school history ... Also saw time at punt returner, with 26 career returns for 234 yards (9.0) and a TD. As a redshirt sophomore in 2017, totaled 79 tackles, including 6.5 for losses, with one INT, five pass breakups and a FF ... As redshirt freshman in 2016, totaled 100 tackles and five INTs, and was runner-up for ACC Defensive Rookie of the Year (Atlantic Coast Sports Media Association).

**High school:** Attended Snider High School in Fort Wayne, Ind. ... As a senior, recorded nine INTs, tying Snider's record set by NFL Hall of Famer Rod Woodson ... Earned first-team all-state honors (AP) as a junior and senior ... Also played basketball (point guard) and baseball (center field) for Snider.

**Personal:** Hometown is Fort Wayne, Ind.

**JESSIE BATES' STATISTICS**

YEAR	TEAM	G-S	DEFENSE							INTERCEPTIONS					SCORING				
			ST	AT	TT	SKS-YDS	PD	FF	FR-YDS	NO	YDS	AVG	LG	TD	TD	TD-IntRt	TD-FRRt	S	PTS
2018	Cincinnati	16-16	73	38	111	0-0	7	0	0-0	3	42	14.0	21t	1	1	1	0	0	6
CAREER		16-16	73	38	111	0-0	7	0	0-0	3	42	14.0	21t	1	1	1	0	0	6

**2018 GAME-BY-GAME**

		DEFENSE								INTERCEPTIONS				
DATE	OPPONENT	ST	AT	TT	SKS-YDS	INT-YDS	PD	FF	FR-YDS	NO	YDS	AVG	LG	TD
9-9	at Indianapolis	8	0	8	0-0	0-0	0	0	0-0	0	0	—	—	0
9-13	BALTIMORE	3	0	3	0-0	1-21	1	0	0-0	1	21	21.0	21	0
9-23	at Carolina	4	4	8	0-0	0-0	0	0	0-0	0	0	—	—	0
9-30	at Atlanta	7	1	8	0-0	0-0	0	0	0-0	0	0	—	—	0
10-7	MIAMI	4	1	5	0-0	1-0	1	0	0-0	1	0	0.0	0	0
10-14	PITTSBURGH	4	6	10	0-0	0-0	0	0	0-0	0	0	—	—	0
10-21	at Kansas City	7	5	12	0-0	0-0	0	0	0-0	0	0	—	—	0
10-28	TAMPA BAY	4	2	6	0-0	1-21	2	0	0-0	1	21	21.0	21t	1
11-4	— BYE —													
11-11	NEW ORLEANS	4	7	11	0-0	0-0	0	0	0-0	0	0	—	—	0
11-18	at Baltimore	7	2	9	0-0	0-0	0	0	0-0	0	0	—	—	0
11-25	CLEVELAND	5	0	5	0-0	0-0	1	0	0-0	0	0	—	—	0
12-2	DENVER	2	0	2	0-0	0-0	0	0	0-0	0	0	—	—	0
12-9	at L.A. Chargers	4	3	7	0-0	0-0	0	0	0-0	0	0	—	—	0
12-16	OAKLAND	2	3	5	0-0	0-0	0	0	0-0	0	0	—	—	0
12-23	at Cleveland	6	3	9	0-0	0-0	0	0	0-0	0	0	—	—	0
12-30	at Pittsburgh	2	1	3	0-0	0-0	2	0	0-0	0	0	—	—	0
TOTALS		73	38	111	0-0	3-42	7	0	0-0	3	42	14.0	21t	





## BERNARD, GIOVANI

**HB #25****Height:** 5-9**Weight:** 205**College:** North Carolina**Experience:** 7th-year player in 2019**2018 games-starts:** 12-4**Career games-starts:** 83-18**Born:** 11-22-91**Hometown:** Boca Raton, Fla.**Acquired:** D2a'13

A high-impact addition to the offense since being drafted in 2013, Bernard has continued to be a reliable veteran weapon both on the ground and in the passing game ... Rushed 56 times for 211 yards and three TDs in 2018, and caught 35 passes for 218 yards ... Ranks second in Bengals history in both receptions (265) and receiving yards (2278) by a RB, trailing only James Brooks (297 and 3012), who played seven Bengals seasons from 1984-91 ... Set a team record for receiving yards in a game by a RB (128) in 2015 at Arizona ... His 89-yard TD run vs. Carolina in '14 is second-longest rush in team history.

**Career transactions:** Selected by Cincinnati in second round of 2013 NFL Draft (37th overall) ... Signed with Bengals on 5-23-13 ... Signed contract extension with Bengals on 6-8-16.

**2018 highlights:** Played in 12 games with four starts, missing Games 5-8 due to a knee injury suffered in Game 4 at Atlanta ... Rushed for 211 yards and three TDs on 56 carries (3.8-yard average), and had 35 receptions for 218 yards ... Started Games 3-4 in place of injured HB Joe Mixon (knee) ... Rushed for 61 yards on 12 carries and five receptions for 25 yards Sept. 23 at Carolina ... Recorded 15 rushes for 69 yards and two TDs on Sept. 30 at Atlanta ... Had six receptions for 32 yards on Dec. 2 vs. Denver.

**Previous seasons:** **2013**—Rookie's 1209 yards from scrimmage ranked second on team, behind WR A.J. Green, and his total was second-most in Bengals history by a rookie, behind only 1388 by HB Corey Dillon in 1997 ... Rushed for 4.1-yard average (170-695), and his 56 receptions (second on team) set a Bengals record for a RB, breaking James Brooks' record of 55 in 1985 ... His 514 receiving yards were third-most for any Bengals RB ... Scored eight TDs (five rushing, three receiving) ... Led team in offensive touches (226), and selected to All-Rookie team by Pro Football Weekly/Pro Football Writers Association ... On Sept. 16 vs. Pittsburgh, became first Bengals rookie to score rushing and receiving TD in same game since FB Craig Taylor in 1989 ... Had 100 scrimmage yards (72 receiving and 28 rushing) Oct. 13 at Buffalo, scoring 20-yard TD on shovel pass in second quarter and adding key 23-yard receiving gain in OT ... On Oct. 31 at Miami, scored two TDs, including 35-yard highlight reel effort on which he appeared to be stopped for a loss but reversed field and slipped multiple tackles en route to end zone ... On Dec. 8 vs. Indianapolis, rushed for team season-high 99 yards on 12 carries (8.3) and caught four-for-49, leading team in scrimmage yards with personal season-high of 148 ... Logged 118 scrimmage yards in Wild Card playoff on 1-5-14 vs. San Diego (12-45 rushing and 7-73 receiving). **2014**—Contributed 1029 scrimmage yards despite missing Games 8-10 due to hip and clavicle injuries ... Ranked third in scrimmage yards and second in TDs (seven) ... Tallied career-best 169 yards from scrimmage (team high for the season) Sept. 14 vs. Atlanta, rushing 27-for-90, with a four-yard TD, and catching a team-high five-for-79 ... Two one-yard TD runs Sept. 21 vs. Tennessee ... On Oct. 12 vs. Carolina, had 18 rushes for a career-high 137 yards (7.6), with an 89-yard TD, second-longest rush in Bengals history ... Logged 103 scrimmage yards Dec. 14 at Cleveland, rushing 15-for-79 (5.3), and caught three-for-24, including key 14-yard reception to Browns five on a third-down play on opening TD drive ... Led team in scrimmage yards (52) in Wild Card playoff at Indianapolis. **2015**—Played in Games 1-16, with one start, and also played in Wild Card playoff ... Finished regular season 154-for-730 rushing (4.7 average), with two TDs, and also had 49 receptions for 472 yards (9.6) ... Key performer in win Sept. 20 vs. San Diego, rushing 20-for-123 (6.2)

and adding three receptions for 16 yards ... On Sept. 27 at Baltimore, his 23-yard run through traffic with a dump-off pass helped key winning TD drive ... On Oct. 11 vs. Seattle, led team in rushing (15-80) and yards from scrimmage (101), including a 13-yard run that put Cincinnati in range for the winning FG in overtime ... His 128 receiving yards Nov. 22 at Arizona set team record for a RB in a game, surpassing 119 by Brandon Bennett in 1998 at Pittsburgh ... Rushed six-for-28 (4.7) and had two catches for two yards in Wild Card playoff on 1-9-16 vs. Pittsburgh. **2016**—Played in Games 1-10 with two starts ... Placed Nov. 22 on Reserve/Injured, due to knee injury (ACL tear) suffered in Game 10 ... Rushed 91-for-337 (3.7) with two TDs and caught 39-for-336 (8.6) with one TD ... On Sept. 18 at Pittsburgh, had career-best nine catches for 100 yards, with 25-yard TD catch, and also rushed five-for-17 ... Led team in scrimmage yards (96) Oct. 9 at Dallas, rushing nine-for-50 and catching six-for-46 ... Led from team in yards scrimmage (94) Oct. 16 at New England, rushing 15-for-49 and catching four-for-45 ... Rushed 11-for-52 with eight-yard TD, and had 14-yard reception on Oct. 30 vs. Washington in London ... Placed Nov. 22 on Reserve/Injured list, due to knee injury suffered Nov. 20 vs. Buffalo. **2017**—Played in all 16 games (two starts), a year after suffering a season-ending knee injury, and was named team's recipient of the annual Ed Block Courage Award ... Rushed for 458 yards and two TDs on 105 carries (4.4-yard average), and had 43 receptions for 389 yards and two TDs ... His average per rush led the team, and his rushing yardage total ranked second ... Receptions and receiving yards led all running backs ... Rushed for 116 yards and one TD on 23 carries Dec. 24 vs. Detroit ... Recorded 61-yard TD reception Oct. 1 at Cleveland, his longest of the season, on screen pass from QB Andy Dalton ... Had season-high 68 receiving yards Dec. 10 vs. Chicago, along with 62 yards rushing ... After starting HB Joe Mixon suffered concussion early in game Dec. 4 vs. Pittsburgh, Bernard filled in and led team in rushing with 13 carries for 77 yards.

**College:** Played two seasons (2011-12) at North Carolina, after taking a redshirt year in '10 due to knee injury ... Scored 31 TDs over his two campaigns and set school record for yards-per-rush (5.9) ... Rushed for 2481 yards and added 852 more as a receiver (92 catches) ... First UNC player since Natrone Means in 1990-91 to produce back-to-back 1000-yard rushing seasons (1253 and 1228) ... Consistent performer who averaged 107.9 rushing yards and 144.9 yards from scrimmage per game ... Scored 19 TDs in his 10 games in 2012, including two on punt returns, and finished second in voting for ACC Player of the Year ... In 2011, joined Amos Lawrence (1977) as only freshman tailbacks in UNC history to earn first-team All-ACC.

**Personal:** Hometown is Boca Raton, Fla. ... Attended St. Thomas Aquinas High School in Fort Lauderdale, Fla., where he was rated the No. 2 RB in Florida by the Orlando Sun-Sentinel, helping guide Raiders to consecutive Class 5A state titles as a sophomore and junior, followed by a 13-1 season as a senior ... Older brother, Yvenson, was an All Pac-10 tailback at Oregon State and played in CFL ... Son of Haitian immigrants who established a dry cleaning business in Boca Raton ... Has made trips to Haiti during offseasons for community work activities ... In 2011, when he made successful comeback from serious 2010 knee injury (ACL tear), he won ACC's Brian Piccolo Award, for player displaying most courage ... Established the RunGio Foundation to benefit a school in Haiti named after his mother, Josette Liuberis ... Hobbies include watching Netflix and photography ... Exercise and Sport Science major at North Carolina ... Married (wife Chloé) ... First name is pronounced "jee-o-VAHN-ee."

### GIOVANI BERNARD'S STATISTICS

YEAR	TEAM	G-S	RUSHING					RECEIVING					SCORING					
			ATT	YDS	AVG	LG	TD	NO	YDS	AVG	LG	TD	TD	TD-R	TD-P	TD-Rt	2-PtC	PTS
2013	Cincinnati	16-0	170	695	4.1	35t	5	56	514	9.2	41	3	8	5	3	0	0	48
2014	Cincinnati	13-9	168	680	4.0	89t	5	43	349	8.1	46	2	7	5	2	0	0	42
2015	Cincinnati	16-1	154	730	4.7	28	2	49	472	9.6	45	0	2	2	0	0	0	12
2016	Cincinnati	10-2	91	337	3.7	17	2	39	336	8.6	32	1	3	2	1	0	0	18
2017	Cincinnati	16-2	105	458	4.4	25	2	43	389	9.0	61t	2	4	2	2	0	0	24
2018	Cincinnati	12-4	56	211	3.8	23	3	35	218	6.2	26	0	3	3	0	0	0	18
CAREER		83-18	744	3111	4.2	89t	19	265	2278	8.6	61t	8	27	19	8	0	0	162

YEAR	TEAM	SPECIAL TEAMS								KICKOFF RETURNS						PUNT RETURNS					
		ST	AT	TT	FF	FR-YDS	BP	BFG	BXP	NO	YDS	AVG	FC	LG	TD	NO	YDS	AVG	FC	LG	TD
2015	Cincinnati	—	—	—	—	—	—	—	—	1	6	6.0	0	6	0	—	—	—	—	—	—
2017	Cincinnati	—	—	—	—	—	—	—	—	1	7	7.0	0	7	0	—	—	—	—	—	—
2018	Cincinnati	—	—	—	—	—	—	—	—	2	25	12.5	0	14	0	—	—	—	—	—	—
CAREER		—	—	—	—	—	—	—	—	4	38	9.5	0	14	0	—	—	—	—	—	—

**RUSHING SINGLE-GAME HIGHS:** ATTEMPTS—27 (9-14-14 vs. Atlanta). YARDS—137 (10-12-14 vs. Carolina). LONG—89t (10-12-14 vs. Carolina). TOUCHDOWNS—2 (three times; most recently on 9-30-18 at Atlanta).

**RECEIVING SINGLE-GAME HIGHS:** RECEPTIONS—9 (9-18-16 at Pittsburgh). YARDS—128 (11-22-15 at Arizona). LONG—61t (10-1-17 at Cleveland). TOUCHDOWNS—1 (eight times; most recently on 10-1-17 at Cleveland).

## POSTSEASON

YEAR	TEAM	G-S	RUSHING					RECEIVING					SCORING					
			ATT	YDS	AVG	LG	TD	NO	YDS	AVG	LG	TD	TD	TD-R	TD-P	TD-Rt	2-PtC	PTS
2013	Cincinnati	1-0	12	45	3.8	12	0	7	73	10.4	17	0	—	—	—	—	—	—
2014	Cincinnati	1-0	3	6	2.0	6	0	8	46	5.8	13	0	—	—	—	—	—	—
2015	Cincinnati	1-0	6	28	4.7	14	0	2	2	1.0	4	0	—	—	—	—	—	—
CAREER		3-0	21	79	3.8	14	0	17	121	7.1	17	0	—	—	—	—	—	—

## CAREER GAME-BY-GAME

		RUSHING					RECEIVING				
DATE	OPPONENT	ATT	YDS	AVG	LG	TD	NO	YDS	AVG	LG	TD
2013 / CINCINNATI											
9-8	at Chicago	4	22	5.5	7	0	1	8	8.0	8	0
9-16	PITTSBURGH	8	38	4.8	8	1	1	27	27.0	27t	1
9-22	GREEN BAY	10	50	5.0	17	1	4	49	12.3	31	0
9-29	at Cleveland	10	37	3.7	6	0	6	38	6.3	10	0
10-6	NEW ENGLAND	13	62	4.8	28	0	2	7	3.5	6	0
10-13	at Buffalo	15	28	1.9	7	0	6	72	12.0	23	1
10-20	at Detroit	7	27	3.9	7	0	5	32	6.4	8	0
10-27	N.Y. JETS	5	18	3.6	5	0	1	9	9.0	9	0
10-31	at Miami	9	79	8.8	35t	2	4	25	6.3	10	0
11-10	at Baltimore	14	58	4.1	18	0	8	37	4.6	18t	1
11-17	CLEVELAND	10	45	4.5	13	0	4	41	10.3	25	0
11-24	— BYE —										
12-1	at San Diego	14	57	4.1	19	0	1	9	9.0	9	0
12-8	INDIANAPOLIS	12	99	8.3	20	0	4	49	12.3	22	0
12-15	at Pittsburgh	13	33	2.5	7	1	2	13	6.5	8	0
12-22	MINNESOTA	13	20	1.5	4	0	2	47	23.5	41	0
12-29	BALTIMORE	13	22	1.7	7	0	5	51	10.2	27	0
Postseason											
1-5	SAN DIEGO	12	45	3.8	12	0	7	73	10.4	17	0
2014 / CINCINNATI											
9-7	at Baltimore	14	48	3.4	16	0	6	62	10.3	32	0
9-14	ATLANTA	27	90	3.3	12	1	5	79	15.8	46	0
9-21	TENNESSEE	14	47	3.4	12	2	1	7	7.0	7	0
9-28	— BYE —										
10-5	at New England	13	62	4.8	13	0	2	10	5.0	7	0
10-12	CAROLINA	18	137	7.6	89t	1	4	20	5.0	11	0
10-19	at Indianapolis	7	17	2.4	6	0	2	-1	-0.5	0	0
10-26	BALTIMORE	16	45	2.8	8	1	2	2	1.0	2	0
11-2	JACKSONVILLE			INACTIVE					INACTIVE		
11-6	CLEVELAND			INACTIVE					INACTIVE		
11-16	at New Orleans			INACTIVE					INACTIVE		
11-23	at Houston	17	45	2.6	19	0	2	22	11.0	13	0
11-30	at Tampa Bay	10	49	4.9	15	0	1	4	4.0	4	0
12-7	PITTSBURGH	6	17	2.8	4	0	3	19	6.3	7	0
12-14	at Cleveland	15	79	5.3	14	0	3	24	8.0	14	0
12-22	DENVER	8	36	4.5	23	0	5	45	9.0	22t	1
12-28	at Pittsburgh	3	8	2.7	7	0	7	56	8.0	17t	1
Postseason											
1-4	at Indianapolis	3	6	2.0	6	0	8	46	5.8	13	0
2015 / CINCINNATI											
9-13	at Oakland	8	63	7.9	28	0	6	25	4.2	14	0
9-20	SAN DIEGO	20	123	6.2	26	0	3	16	5.3	9	0
9-27	at Baltimore	13	49	3.8	7	0	3	34	11.3	23	0
10-4	KANSAS CITY	13	62	4.8	16	1	0	0	—	—	0
10-11	SEATTLE	15	80	5.3	13	0	5	21	4.2	10	0
10-18	at Buffalo	8	50	6.3	17t	1	1	23	23.0	23	0
10-25	— BYE —										
11-1	at Pittsburgh	1	12	12.0	12	0	2	22	11.0	23	0
11-5	CLEVELAND	13	72	5.5	13	0	1	14	14.0	14	0
11-16	HOUSTON	8	36	4.5	9	0	5	43	8.6	15	0
11-22	at Arizona	6	18	3.0	10	0	8	128	16.0	41	0
11-29	ST. LOUIS	10	16	1.6	3	0	2	51	25.5	45	0
12-6	at Cleveland	5	26	5.2	9	0	1	9	9.0	9	0
12-13	PITTSBURGH	6	40	6.7	18	0	3	27	9.0	11	0
12-20	at San Francisco	14	33	2.4	6	0	4	18	4.5	14	0
12-28	at Denver	8	14	1.8	5	0	4	29	7.3	9	0
1-3	BALTIMORE	6	36	6.0	13	0	1	12	12.0	12	0
Postseason											
1-9	PITTSBURGH	6	28	4.7	14	0	2	2	1.0	4	0

		RUSHING					RECEIVING				
DATE	OPPONENT	ATT	YDS	AVG	LG	TD	NO	YDS	AVG	LG	TD
2016 / CINCINNATI											
9-11	at N.Y. Jets	5	25	5.0	11	0	2	5	2.5	4	0
9-18	at Pittsburgh	5	17	3.4	10	0	9	100	11.1	25t	1
9-25	DENVER	5	8	1.6	4	0	5	36	7.2	10	0
9-29	MIAMI	10	18	1.8	7	0	3	24	8.0	13	0
10-9	at Dallas	9	50	5.6	14	0	6	46	7.7	11	0
10-16	at New England	15	49	3.3	11	0	4	45	11.3	32	0
10-23	CLEVELAND	17	80	4.7	17	1	1	7	7.0	7	0
10-30	WASHINGTON	11	52	4.7	12	1	1	14	14.0	14	0
11-6	— BYE —										
11-14	at N.Y. Giants	7	17	2.4	7	0	3	19	6.3	10	0
11-20	BUFFALO	7	21	3.0	9	0	5	40	8.0	12	0
11-27	at Baltimore			RESERVE / INJURED					RESERVE / INJURED		
12-4	PHILADELPHIA			RESERVE / INJURED					RESERVE / INJURED		
12-11	at Cleveland			RESERVE / INJURED					RESERVE / INJURED		
12-18	PITTSBURGH			RESERVE / INJURED					RESERVE / INJURED		
12-24	at Houston			RESERVE / INJURED					RESERVE / INJURED		
1-1	BALTIMORE			RESERVE / INJURED					RESERVE / INJURED		
2017 / CINCINNATI											
9-10	BALTIMORE	7	40	5.7	23	0	1	39	39.0	39	0
9-14	HOUSTON	5	10	2.0	6	0	2	16	8.0	8	0
9-24	at Green Bay	3	27	9.0	25	0	2	12	6.0	6t	1
10-1	at Cleveland	3	12	4.0	6	0	3	67	22.3	61t	1
10-8	BUFFALO	2	2	1.0	1	0	2	30	15.0	18	0
10-15	— BYE —										
10-22	at Pittsburgh	3	8	2.7	8	0	1	-1	-1.0	-1	0
10-29	INDIANAPOLIS	2	5	2.5	3	0	0	0	—	—	0
11-5	at Jacksonville	1	-1	-1.0	-1	0	1	-5	-5.0	-5	0
11-12	at Tennessee	2	10	5.0	8	0	5	38	7.6	15	0
11-19	at Denver	3	-4	1.3	4	0	1	8	8.0	8	0
11-26	CLEVELAND	3	12	4.0	11	0	1	15	15.0	15	0
12-4	PITTSBURGH	13	77	5.9	13	0	2	19	9.5	16	0
12-10	CHICAGO	11	62	5.6	21	0	6	68	11.3	27	0
12-17	at Minnesota	14	30	2.1	4	1	3	13	4.3	12	0
12-24	DETROIT	23	116	5.0	25	1	7	52	7.4	15	0
12-31	at Baltimore	10	52	5.2	21	0	6	18	3.0	11	0
2018 / CINCINNATI											
9-9	at Indianapolis	1	-2	-2.0	-2	0	1	11	11.0	11	0
9-13	BALTIMORE	6	27	4.5	11	0	4	15	3.8	8	0
9-23	at Carolina	12	61	5.1	23	1	5	25	5.0	8	0
9-30	at Atlanta	15	69	4.6	14	2	4	27	6.8	17	0
10-7	MIAMI			INACTIVE					INACTIVE		
10-14	PITTSBURGH			INACTIVE					INACTIVE		
10-21	at Kansas City			INACTIVE					INACTIVE		
10-28	TAMPA BAY			INACTIVE					INACTIVE		
11-4	— BYE —										
11-11	NEW ORLEANS	2	6	3.0	4	0	2	30	15.0	26	0
11-18	at Baltimore	2	5	2.5	3	0	4	20	5.0	8	0
11-25	CLEVELAND	1	10	10.0	10	0	1	12	12.0	12	0
12-2	DENVER	5	14	2.8	4	0	6	32	5.3	16	0
12-9	at L.A. Chargers	3	7	2.3	6	0	2	13	6.5	9	0
12-16	OAKLAND	6	7	1.2	6	0	2	25	12.5	22	0
12-23	at Cleveland	0	0	—	—	0	2	0	0.0	4	0
12-30	at Pittsburgh	3	7	2.3	4	0	2	8	4.0	9	0





## BILLINGS, ANDREW

**DT #99**

**Height:** 6-1  
**Weight:** 328  
**College:** Baylor  
**Experience:** 4th-year player in 2019

**2018 games-starts:** 16-16  
**Career games-starts:** 31-23  
**Born:** 3-6-95  
**Hometown:** Waco, Texas  
**Acquired:** D4'16

A 2016 fourth-round Bengals draft selection, Billings enters 2019 as Cincinnati's No. 1 NT ... Started all 16 games at NT in '18, seeing action on 56 percent of team's defensive snaps, and totaled 32 tackles and 2.5 sacks ... Missed entire rookie season in 2016, due to knee injury (meniscus tear) suffered early in training camp ... Saw his first pro action in 2017, and was eased into team's No. 1 NT role ... Known for his weightlifting prowess, he was dubbed "College Football's Strongest Player" by NFL.com in early '16.

**Career transactions:** Selected by Cincinnati in fourth round of 2016 NFL Draft (122nd overall) ... Signed with Bengals on 5-25-16.

**2018 highlights:** Started all 16 games at NT ... Totaled 32 tackles on defense, including 2.5 sacks ... Had season-high five tackles Oct. 21 at Kansas City and logged his first career sack, a takedown of Chiefs QB Patrick Mahomes that forced a third-and-long ... Sacked Ravens QB Lamar Jackson for a loss of seven on Nov. 18 at Baltimore ... Recorded five tackles Dec. 2 vs. Denver ... Recorded a half sack of QB Philip Rivers on Dec. 9 at L.A. Chargers.

**Previous seasons: 2016**—Suffered season-ending knee injury (meniscus tear) in practice on Aug. 10; placed on Reserve/Injured on Aug. 30.

**2017**—Played in 15 games, with seven starts at NT ... All seven starts came at NT in final eight games ... Inactive Dec. 24 vs. Detroit (coach's decision) ... Finished season with 13 tackles, including nine solos and two TFLs ... Had four tackles (two solos) Dec. 10 vs. Chicago, including a TFL that pushed Bears inside own five-yard line.

**College:** Played three seasons (2013-15) at Baylor, seeing actions in 36 games, and 25 of his 27 starts came over his last two seasons ... Did not play a position conducive to high tackling numbers, but 30 of his career 106 stops were TFLs ... Started 12 games in '15 for 10-3 club that ended season with win over North Carolina in Russell Athletic Bowl ... Fifteen of his 40 tackles in '15 were TFLs, including career-best 5.5 sacks, earning unanimous first-team All-Big 12.

**Personal:** Hometown is Waco, Texas ... Father played college baseball and mother ran college track ... Attended Waco (Texas) High School, where he earned Class 4A all-state honors as a senior ... Coaches credited him with 266 "pancake" hits on opposing players over his final two seasons ... Following his senior season, was ranked the No. 12 defensive line prospect in the nation by Rivals.com and Scout.com ... Also was state powerlifting champion ... Communications major at Baylor.

### ANDREW BILLINGS' STATISTICS

YEAR	TEAM	G-S	DEFENSE						INTERCEPTIONS					SCORING				
			ST	AT	TT	SKS-YDS	PD	FF	FR-YDS	NO	YDS	AVG	LG	TD	TD	TD-IntRt	TD-FRRt	S PTS
2016	Cincinnati	0-0	DID NOT PLAY*							DID NOT PLAY*								
2017	Cincinnati	15-7	9	4	13	0-0	0	0	0-0	—	—	—	—	—	—	—	—	—
2018	Cincinnati	16-16	22	10	32	2.5-14.5	0	0	0-0	—	—	—	—	—	—	—	—	—
CAREER		31-23	31	14	45	2.5-14.5	0	0	0-0	—	—	—	—	—	—	—	—	—

\* NOTE: Billings was on the Reserve/Injured list for 16 regular-season games with Cincinnati in 2016.

### 2018 GAME-BY-GAME

DATE	OPPONENT	DEFENSE								INTERCEPTIONS				
		ST	AT	TT	SKS-YDS	INT-YDS	PD	FF	FR-YDS	NO	YDS	AVG	LG	TD
9-9	at Indianapolis	0	1	1	0-0	0-0	0	0	0-0	—	—	—	—	—
9-13	BALTIMORE	0	0	0	0-0	0-0	0	0	0-0	—	—	—	—	—
9-23	at Carolina	0	0	0	0-0	0-0	0	0	0-0	—	—	—	—	—
9-30	at Atlanta	3	0	3	0-0	0-0	0	0	0-0	—	—	—	—	—
10-7	MIAMI	0	0	0	0-0	0-0	0	0	0-0	—	—	—	—	—
10-14	PITTSBURGH	0	2	2	0-0	0-0	0	0	0-0	—	—	—	—	—
10-21	at Kansas City	5	0	5	1-4	0-0	0	0	0-0	—	—	—	—	—
10-28	TAMPA BAY	2	0	2	0-0	0-0	0	0	0-0	—	—	—	—	—
11-4	— BYE —													
11-11	NEW ORLEANS	1	1	2	0-0	0-0	0	0	0-0	—	—	—	—	—
11-18	at Baltimore	3	0	3	1-7	0-0	0	0	0-0	—	—	—	—	—
11-25	CLEVELAND	3	0	3	0-0	0-0	0	0	0-0	—	—	—	—	—
12-2	DENVER	2	3	5	0-0	0-0	0	0	0-0	—	—	—	—	—
12-9	at L.A. Chargers	0	1	1	0.5-3.5	0-0	0	0	0-0	—	—	—	—	—
12-16	OAKLAND	0	1	1	0-0	0-0	0	0	0-0	—	—	—	—	—
12-23	at Cleveland	0	1	1	0-0	0-0	0	0	0-0	—	—	—	—	—
12-30	at Pittsburgh	3	0	3	0-0	0-0	0	0	0-0	—	—	—	—	—
TOTALS		22	10	32	2.5-14.5	0-0	0	0	0-0	—	—	—	—	—



## BÖHRINGER, MORITZ

**TE #49****Height:** 6-5**Weight:** 250**College:** Aalen (Germany)**Experience:** 1st-year player in 2019**2018 games-starts:** 0-0**Career games-starts:** 0-0**Born:** 10-16-93**Hometown:** Aalen, Germany**Acquired:** FA'18

*Böhlinger joined the Bengals in May 2018 as part of the NFL's International Player Pathway program, and now enters his second season in Cincinnati ... Spent entire 2018 season on Bengals' practice squad ... Began playing competitive American football in 2013 ... In 2016, was first-ever player drafted by an NFL team directly from Europe, when he was selected by the Minnesota Vikings in the sixth round (180th overall) ... Drafted by Vikings as a WR, but Bengals list him at TE.*

**Career transactions:** Selected by Minnesota in sixth round of 2016 NFL Draft (180th overall) ... Signed with Vikings on 5-3-16 ... Waived by Vikings on 9-3-16 ... Signed to Vikings practice squad on 9-4-16 ... Signed to Vikings roster on 1-2-17 ... Waived by Vikings on 9-2-17 ... Assigned by NFL to Bengals roster as International Player Pathway participant on 5-1-18 ... Waived by Bengals on 9-1-18 ... Signed to Bengals practice squad on 9-2-18 ... Signed to Bengals roster on 12-31-18 ... Assigned by NFL to Bengals roster as International Player Pathway participant on 4-15-19.

**2018 highlights:** Joined Bengals in May as part of NFL's International Player Pathway program ... Played in all four preseason games and caught two passes for eight yards ... Waived on final roster cuts and then signed to the practice squad ... Spent all 16 regular-season games on Bengals' practice squad ... Signed a Reserve/Future contact on Dec. 31.

**Previous seasons: 2016**—Played in all four preseason games for Vikings (no statistics) ... Spent entire season on Vikings practice squad. **2017**—Played in three preseason games and caught one pass for six yards vs. Miami ... Waived during final cuts ... Was not with an NFL team during regular season.

**German Football League/Club:** Played for the Schwäbisch Hall Unicorns of the German Football League in 2015, and was named the GFL Rookie of the Year ... Played in 21 games, and caught 70 passes for 1461 yards and 16 TDs ... From 2013-14, played for the Crailsheim Titans club team ... In 2014, played in nine games, and totaled 51 receptions for 1696 yards and 21 TDs ... In 2013, played in 10 games and had 43 catches for 1169 yards and 20 TDs, along with six INTs (three returned for TDs) on defense.

**Personal:** Hometown is Aalen, Germany ... Attended University Aalen and majored in mechanical engineering ... Inspired to pick up the game by watching highlight videos of Adrian Peterson ... Played soccer for DJK Aalen and TSG Hofherrnweiler ... Last name is pronounced "BOAR-ringer."

*NOTE ABOUT NFL EXPERIENCE: Böhlinger did not earn an accrued year of experience toward NFL free agency in 2016, '17 or '18 because he was not on a 53-player roster, a Reserve/Injured list or a Reserve/Physically Unable to Perform list for the required minimum of six games in those seasons.*

### MORITZ BÖHRINGER'S STATISTICS

			RECEIVING					RUSHING					SCORING					
YEAR	TEAM	G-S	NO	YDS	AVG	LG	TD	ATT	YDS	AVG	LG	TD	TD	TD-R	TD-P	TD-Rt	2-PtC	PTS
2016	Minnesota	0-0	DID NOT PLAY*					DID NOT PLAY*					DID NOT PLAY*					
2017	—	0-0	DID NOT PLAY*					DID NOT PLAY*					DID NOT PLAY*					
2018	Cincinnati	0-0	DID NOT PLAY*					DID NOT PLAY*					DID NOT PLAY*					
CAREER		0-0	0	0	—	—	0	—	—	—	—	—	—	—	—	—	—	—

\* NOTE: Böhlinger was on the practice squad for 16 regular-season games with Minnesota in 2016. In 2017, he was not with an NFL team. In 2018, he was on the practice squad for 16 regular-season games with Cincinnati as a participant in the NFL International Player Pathway program.



## BOLING, CLINT

**G #65**

**Height:** 6-5  
**Weight:** 305  
**College:** Georgia  
**Experience:** 9th-year player in 2019

**2018 games-starts:** 16-16  
**Career games-starts:** 111-109  
**Born:** 5-9-89  
**Hometown:** Alpharetta, Ga.  
**Acquired:** D4'11

*Boling has been a mainstay of Bengals' offensive line, holding the No. 1 LG position since the 2012 season ... Was a stabilizing veteran force through line transition in 2018, as Bengals ushered in four new regular OL starters ... Started all 16 games in 2018, including two at LOT as an injury replacement ... Contributed to blocking efforts for HB Joe Mixon, who rushed for AFC-best 1168 yards ... Considered one of the most reliable players on offense, he played 1931 of 1959 possible offensive snaps (98.6 percent) from '17-18.*

**Career transactions:** Selected by Cincinnati in fourth round of 2011 NFL Draft (101st overall) ... Signed with Bengals on 7-29-11 ... Re-signed with Bengals as unrestricted free agent on 3-11-15.

**2018 highlights:** Started all 16 games (14 at LG, two at LOT) ... Started Games 12-13 at LOT due to an injury to starter Cordy Glenn (back) ... Was only returning starter on offensive line that featured four new regular starters ... Contributed to blocking effort for HB Joe Mixon, who rushed for AFC-best 1168 yards and became the first Bengal to rush for 1000 yards since Jeremy Hill in 2014 ... Aided blocking effort for four 100-yard rushing games by Mixon ... On Sept. 13 vs. Baltimore, supported blocking effort for offense that scored 28 first-half points and totaled 373 net yards ... On Sept. 30 at Atlanta, aided offense's season-high 407 net yards, including 337 yards passing from QB Andy Dalton ... On Nov. 25 vs. Cleveland, supported season-high 155 yards from scrimmage for Mixon ... Assisted offense in controlling season-high time of possession (33:19) on Dec. 16 vs. Oakland, and supported Mixon's season-high 129 rushing yards.

**Previous seasons:** **2011**—Rookie started Games 1-3 at RG in place of suspended Bobbie Williams ... In reserve role for Games 4 and 16 ... Inactive for the other 11 games and for Wild Card playoff ... In season opener Sept. 11 at Cleveland, aided Cedric Benson's 121-yard rushing effort. **2012**—Started at LG in all 16 games, and also started Wild Card playoff at Houston ... Helped HB BenJarvus Green-Ellis rank first in NFL in third-and-one rushing conversions (14) ... Helped Green-Ellis rush for at least 100 yards four times in five-game stretch (Games 10-12 and 14), with 168.2 team average in that span ... Supported season-best 221 rushing yards with 6.5 average Nov. 25 vs. Oakland. **2013**—Started at LG in Games 1-12 ... Placed Dec. 3 on Reserve/Injured list, following knee injury suffered in Game 12, Dec. 1 at San Diego ... Contributed to Bengals' 13 NFL rankings of 10th in net offense and tied for sixth in scoring ... On Oct. 13 at Buffalo, contributed to season-high in total net yards (483), including season-high 165 rushing. **2014**—Started at LG in Games 1-12 and 15-16, and in Wild Card playoff ... Started at ROT in Games 13-14, replacing injured Andre Smith ... Opened season as starting LG after quicker-than-expected recovery from December '13 knee injury ... Was key in Bengals ranking third in NFL in fewest sacks allowed (23), third in least sack yardage allowed (130) and sixth in rushing yards (134.2 per game) ... Part of protection that allowed no sacks in Games 1-3 for first time in franchise history ... On Nov. 16 at New Orleans, supported Dalton passer rating of 143.9 (career-best to that point), and helped pave way for 186 rushing yards ... Started at ROT and played some LG on Dec. 14 at Cleveland, while helping power offense to 244 rushing yards. **2015**—Started at LG in Games 1-16, and in Wild Card playoff ... On Oct. 4 vs. Kansas City, helped allow no sacks as Bengals posted first game in franchise history with more than 300 net passing yards (321) and four rushing TDs ... Supported season-high Andy Dalton passer rating (146.8) on Dec. 6 at Cleveland, with only one sack allowed ... On Dec. 20 at San Francisco, supported 115.6 passer rating for AJ McCarron in QB's NFL starting debut ... In Wild Card playoff on 1-9-16 vs. Pittsburgh, with the game still scoreless in second quarter, recovered an AJ McCarron fumble at Cincinnati 17. **2016**—Started at LG in Games 1-14 ... Inactive for Game 15, due

to cumulative effects of shoulder injury first sustained in Game 4, Sept. 29 vs. Miami ... Placed on Reserve/Injured list prior to Game 16, due to the shoulder injury ... Helped offense control possession for 38:02 on Sept. 29 vs. Miami ... On Oct. 23 vs. Cleveland, part of Bengals' highest net offense (559) since 1990, with a 300-yard passer (Dalton, 308), a 100-yard receiver (A.J. Green, 169) and a 100-yard rusher (Jeremy Hill, 168) ... On Oct. 30 vs. Washington, helped offense generate 415 total net yards and a tied-for-franchise-record 35 first downs ... On Dec. 4 vs. Philadelphia, helped Dalton stay sack-free as offense generated 412 yards ... Helped pave way for 213 rushing yards on Dec. 11 at Cleveland. **2017**—Started all 16 games (14 at LG, two at LOT) ... Moved from LG to LOT for Games 15-16 due to injuries ... One of two Bengals to play all 962 offensive snaps ... On Nov. 26 vs. Cleveland, supported first career 100-yard rushing game for HB Joe Mixon (23-114) and team's highest net rushing total of season (152 yards) ... On Dec. 24 vs. Detroit, started at LOT as an injury replacement, and blocked for HB Giovani Bernard's season-high 116 yards rushing and team's season-high 28 first downs.

**College:** Played four seasons (2007-10) at Georgia ... Capped career by earning 2010 first-team All-America honors from Pro Football Weekly ... Played every line position except center while seeing action in 51 games with 49 starts ... Departed with second-most starts for a non-kicker in school history, trailing only QB David Greene (52) ... Started 19 games at LOT, 19 at RG and 11 at ROT ... Voted to Georgia's 2001-10 Team of the Decade ... In his first three seasons, Bulldogs posted three bowl wins (Sugar, Capital One and Independence, in that order).

**Personal:** Hometown is Alpharetta, Ga. ... Attended Chattahoochee (Ga.) High, earning Class 5A All-State honors from the Atlanta Journal-Constitution and the Georgia Sports Writers Association as a senior in 2006 ... Also started for prep basketball team ... Earned degree from Georgia in insurance risk management ... In high school, named school's Academic Athlete of the Year in 2004 and '05 ... Married (wife Kelly), with two daughters (Emma and Avery) ... Favorite hobby is golf.

### CLINT BOLING'S STATISTICS

#### GAMES-STARTS

YEAR	TEAM	GAMES	STARTS
2011	Cincinnati.....	5	3
2012	Cincinnati.....	16	16
2013	Cincinnati.....	12	12
2014	Cincinnati.....	16	16
2015	Cincinnati.....	16	16
2016	Cincinnati.....	14	14
2017	Cincinnati.....	16	16
2018	Cincinnati.....	16	16
CAREER		111	109

#### POSTSEASON

#### GAMES-STARTS

YEAR	TEAM	GAMES	STARTS
2011	Cincinnati.....	*DID NOT PLAY	
2012	Cincinnati.....	1	1
2013	Cincinnati.....	*DID NOT PLAY	
2014	Cincinnati.....	1	1
2015	Cincinnati.....	1	1
CAREER		3	3

\* NOTE: Boling was active/DNP for one postseason game with Cincinnati in 2011. He was on the Reserve/Injured list for one postseason game with Cincinnati in 2013.





## BOYD, TYLER

**WR #83**

**Height:** 6-2  
**Weight:** 203  
**College:** Pittsburgh  
**Experience:** 4th-year player in 2019

**2018 games-starts:** 14-14  
**Career games-starts:** 40-17  
**Born:** 11-15-94  
**Hometown:** Clairton, Pa.  
**Acquired:** D2'16

A Bengals second-round pick in 2016, Boyd enjoyed a breakout season in '18 and led Cincinnati in receptions (76) and receiving yards (1028), despite being limited to 14 games by a late-season knee injury ... Also tied for team lead in receiving TDs (seven) ... His 1000-yard season was the first of his career, and the first by a Bengal other than A.J. Green since Chad Johnson in 2009 ... Served as team's No. 1 WR in second half of the season, as Green missed seven of the last eight games due to a toe injury ... Has caught at least one pass in all 40 of his career games played entering 2019 ... In 2017, made arguably the Bengals' play of the year in season finale at Baltimore, when he caught a 49-yard TD on fourth-and-12 and with 44 seconds remaining, putting the Bengals ahead for the 31-27 win.

**Career transactions:** Selected by Cincinnati in second round of 2016 NFL Draft (55th overall) ... Signed with Bengals on 5-16-16.

**2018 highlights:** Started 14 games at WR ... Suffered right knee injury in Game 14 vs. Oakland, was inactive for Game 15 and placed on Reserve/Injured list on Dec. 28, prior to Game 16 ... Led team in receptions (76), receiving yards (1028), and tied for lead in TDs (seven); all three totals were career-highs ... Recorded first 100-yard receiving game of career on Sept. 23 at Carolina, catching six passes for 132 yards and a TD ... Became first WR other than A.J. Green to have 1000 receiving yards in season since Chad Johnson in 2009 ... Hauled in 21 receptions of 20+ yards which ranked fourth among AFC receivers ... Had a team season-high 11 receptions on Sept. 30 at Atlanta, which included two fourth down conversions on the Bengals final drive that set up the game-winning TD ... Recorded first multi-touchdown game of career, with two TDs on Oct. 14 vs. Pittsburgh ... Set a team season-high and a career-high 138 receiving yards on Oct. 28 vs. Tampa Bay ... Surpassed 1000-yard receiving mark on Dec. 16 vs. Oakland, but was injured later in the game.

**Previous seasons:** 2016—Played in Games 1-16, with 54 receptions for 603 yards (11.2) and one TD ... His 22 third-down receptions outpaced Sterling Shepard of Giants (21) for most among NFL rookies ... Tied Shepard with his 16 third-down catches for first downs ... Averaged 14.5 yards on four rushes (58 yards total) ... In NFL debut Sept. 11 at N.Y. Jets, caught two-for-24 and also drew a 25-yard pass interference penalty against Jets ... On Sept. 18 at Pittsburgh, led all WRs in catches (six) and receiving yards (78) ...

Saw increased action Nov. 20 vs. Buffalo, following injury to A.J. Green, and led team in receptions (six) and receiving yards (54), with his first NFL TD on a one-yard catch on a third-down play ... Caught five-for-62 on Nov. 27 at Baltimore, leading WRs in yards, with three catches converting third downs ... Caught four-for-66 on Dec. 4 vs. Philadelphia, with three third-down catches ... Led team in receptions (six) and receiving yards (49) on Dec. 11 at Cleveland, with three third-down catches for first downs. **2017**—Played in 10 games with one start ... Inactive for Games 2 and 14 (coaches' decision) and Games 6-9 (knee injury) ... Finished season with 22 receptions for 225 yards and two TDs ... Limited by knee injury late in the season, but had a strong finish to the year, as 10 of his 22 receptions and 130 of his 225 receiving yards came in season's final two games ... Had season-highs in receptions (five) and receiving yards (91), as well as one TD, on Dec. 31 at Baltimore ... His TD against the Ravens was a 49-yarder from QB Andy Dalton with 44 seconds left that gave Bengals the lead and the eventual win; the victory vaulted Buffalo to a playoff berth, prompting Bills fans to donate more than an estimated \$100,000 to Boyd's charity of choice, the Western Pennsylvania Youth Athletic Association ... His first TD catch of season on Nov. 26 vs. Cleveland gave Bengals an early first-quarter lead ... Had five catches for 39 yards on Dec. 24 vs. Detroit.

**College:** Played three seasons (2013-15) at Pittsburgh, with 33 starts among his 38 games played ... Scored 23 TDs, including one rushing and one on a punt return ... Named first-team All-Atlantic Coast Conference (coaches and media) in each of his last two seasons ... A true triple threat during his Pitt career, he in 2015 became the first NCAA player in eight years to log 20 or more yards each in receiving, rushing and passing in consecutive games ... Caught 91-for-926 (10.2) with six TDs in '15, and was team's second-leading rusher, at 40-for-349 (8.7).

**Personal:** Hometown is Clairton, Pa. ... Communications major at Pittsburgh ... Was one of Pennsylvania's most highly recruited players after a prolific career at perennial Class A power Clairton High, just outside Pittsburgh ... Playing multiple roles (RB, WR, QB, DB and PR), he set a career record for TDs (117) in the 10-county Western Pennsylvania Interscholastic Athletic League (WPIAL) ... Rushed for 2584 yards and 43 TDs as a senior ... Team went 63-1 in his career, including 48-0 in his three years as a starter ... Also lettered in basketball ... Has a daughter (Taylen).

### TYLER BOYD'S STATISTICS

			RECEIVING					RUSHING					SCORING					
YEAR	TEAM	G-S	NO	YDS	AVG	LG	TD	ATT	YDS	AVG	LG	TD	TD	TD-R	TD-P	TD-Rt	2-PtC	PTS
2016	Cincinnati	16-2	54	603	11.2	30	1	4	58	14.5	39	0	1	0	1	0	0	6
2017	Cincinnati	10-1	22	225	10.2	49t	2	0	0	—	—	0	2	0	2	0	0	12
2018	Cincinnati	14-14	76	1028	13.5	49	7	2	3	1.5	5	0	7	0	7	0	0	42
CAREER		40-17	152	1856	12.2	49t	10	6	61	10.2	39	0	10	0	10	0	0	60

		PASSING											
YEAR	TEAM	ATT	CMP	CMP%	YDS	YDS/ATT	TD	TD%	INT	INT%	LG	SKD-YDS	RAT
2017	Cincinnati	1	0	0.0	0	0.00	0	0.0	0	0.0	—	0-0	39.6
CAREER		1	0	0.0	0	0.00	0	0.0	0	0.0	—	0-0	39.6

**RECEIVING SINGLE-GAME HIGHS:** RECEPTIONS—11 (9-30-18 at Atlanta). YARDS—138 (10-28-18 vs. Tampa Bay). LONG—49 (two times; most recently on 9-23-18 at Carolina [his 49-yard reception on 12-31-17 at Baltimore was a TD]). TOUCHDOWNS—2 (10-14-18 vs. Pittsburgh).

**RUSHING SINGLE-GAME HIGHS:** ATTEMPTS—2 (12-11-16 at Cleveland). YARDS—40 (12-11-16 at Cleveland). LONG—39 (12-11-16 at Cleveland). TOUCHDOWNS—(none).

**CAREER GAME-BY-GAME**

		RECEIVING					RUSHING				
DATE	OPPONENT	NO	YDS	AVG	LG	TD	ATT	YDS	AVG	LG	TD
2016 / CINCINNATI											
9-11	at N.Y. Jets	2	24	12.0	14	0	0	0	—	—	0
9-18	at Pittsburgh	6	78	13.0	29	0	0	0	—	—	0
9-25	DENVER	3	18	6.0	9	0	0	0	—	—	0
9-29	MIAMI	1	10	10.0	10	0	0	0	—	—	0
10-9	at Dallas	3	33	11.0	20	0	0	0	—	—	0
10-16	at New England	4	79	19.8	30	0	0	0	—	—	0
10-23	CLEVELAND	1	3	3.0	3	0	0	0	—	—	0
10-30	WASHINGTON	5	38	7.6	9	0	1	3	3.0	3	0
11-6	— BYE —										
11-14	at N.Y. Giants	2	12	6.0	11	0	0	0	—	—	0
11-20	BUFFALO	6	54	9.0	13	1	0	0	—	—	0
11-27	at Baltimore	5	62	12.4	22	0	0	0	—	—	0
12-4	PHILADELPHIA	4	66	16.5	29	0	0	0	—	—	0
12-11	at Cleveland	6	49	8.2	11	0	2	40	20.0	39	0
12-18	PITTSBURGH	2	13	6.5	8	0	0	0	—	—	0
12-24	at Houston	2	25	12.5	21	0	0	0	—	—	0
1-1	BALTIMORE	2	39	19.5	26	0	1	15	15.0	15	0
2017 / CINCINNATI											
9-10	BALTIMORE	1	11	11.0	11	0	0	0	—	—	0
9-14	HOUSTON			INACTIVE					INACTIVE		
9-24	at Green Bay	1	11	11.0	11	0	0	0	—	—	0
10-1	at Cleveland	2	15	7.5	9	0	0	0	—	—	0
10-8	BUFFALO	2	6	3.0	5	0	0	0	—	—	0
10-15	— BYE —										
10-22	at Pittsburgh			INACTIVE					INACTIVE		
10-29	INDIANAPOLIS			INACTIVE					INACTIVE		
11-5	at Jacksonville			INACTIVE					INACTIVE		
11-12	at Tennessee			INACTIVE					INACTIVE		
11-19	at Denver	1	5	5.0	5	0	0	0	—	—	0
11-26	CLEVELAND	2	17	8.5	9	1	0	0	—	—	0
12-4	PITTSBURGH	2	15	7.5	12	0	0	0	—	—	0
12-10	CHICAGO	1	15	15.0	15	0	0	0	—	—	0
12-17	at Minnesota			INACTIVE					INACTIVE		
12-24	DETROIT	5	39	7.8	10	0	0	0	—	—	0
12-31	at Baltimore	5	91	18.2	49t	1	0	0	—	—	0
2018 / CINCINNATI											
9-9	at Indianapolis	3	26	8.7	17	0	0	0	—	—	0
9-13	BALTIMORE	6	91	15.2	27	1	0	0	—	—	0
9-23	at Carolina	6	132	22.0	49	1	1	5	5.0	5	0
9-30	at Atlanta	11	100	9.1	13	0	0	0	—	—	0
10-7	MIAMI	4	44	11.0	31	0	0	0	—	—	0
10-14	PITTSBURGH	7	62	8.9	16	2	0	0	—	—	0
10-21	at Kansas City	3	27	9.0	13	0	0	0	—	—	0
10-28	TAMPA BAY	9	138	15.3	28	1	1	-2	-2.0	-2	0
11-4	— BYE —										
11-11	NEW ORLEANS	3	65	21.7	26	0	0	0	—	—	0
11-18	at Baltimore	4	71	17.8	32	0	0	0	—	—	0
11-25	CLEVELAND	7	85	12.1	28t	1	0	0	—	—	0
12-2	DENVER	6	97	16.2	23	0	0	0	—	—	0
12-9	at L.A. Chargers	3	52	17.3	20	0	0	0	—	—	0
12-16	OAKLAND	4	38	9.5	21	1	0	0	—	—	0
12-23	at Cleveland			INACTIVE					INACTIVE		
12-30	at Pittsburgh			RESERVE / INJURED					RESERVE / INJURED		



## BROWN, ANDREW

**DT #93**

**Height:** 6-3  
**Weight:** 290  
**College:** Virginia  
**Experience:** 1st-year player in 2019

**2018 games-starts:** 0-0  
**Career games-starts:** 0-0  
**Born:** 12-30-95  
**Hometown:** Chesapeake, Va.  
**Acquired:** D5b'18

A 2018 Bengals fifth-round draft pick, Brown looks to crack the roster in his second season after spending his rookie year on Cincinnati's practice squad and Practice Squad/Injured list ... Battled injuries in training camp and played in final two preseason games, then began the regular season on the Bengals' practice squad ... Suffered a hand injury in practice and was placed on Practice Squad/Injured list on Nov. 20 ... In college at Virginia, played in 41 games in four seasons (2014-17), and totaled 26.5 tackles for losses, 10.5 sacks, a FF and a FR ... Was a consensus top-10 overall prospect coming out of high school and won the prestigious Gatorade National Player of the Year Award in 2013.

**Career transactions:** Selected by Cincinnati in fifth round of 2018 NFL Draft (158th overall) ... Signed with Bengals on 5-11-18 ... Waived by Bengals on 9-1-18 ... Signed to Bengals practice squad on 9-2-18 ... Signed to Bengals roster on 1-2-19.

**2018 highlights:** Played in final two preseason games ... Waived on final roster cuts and signed to the practice squad ... Spent Games 1-10 on practice squad ... Placed on Practice Squad/Injured list on Nov. 20 with a hand injury ... Signed a Reserve/Future contract on Dec. 31.

**College:** Played four seasons (2014-17) at Virginia, seeing action in 41 games, with 24 starts ... Totaled 94 tackles, including 26.5 for losses and 10.5

sacks, with one fumble recovery and four pass breakups ... Started all 13 games as a senior, and totaled 46 tackles, including 10.5 for losses, and three sacks ... As a junior, had 38 tackles, including 13.0 for losses (led team), with six sacks a fumble recovery and two pass breakups.

**High school:** Attended Oscar Smith High School in Chesapeake, Va., after spending his freshman and sophomore years at Indian River High School ... Winner of the 2013 Gatorade National Player of the Year Award for football, which recognizes athletes' "athletic excellence, academic achievement and exemplary character" ... Rated by several outlets as nation's top DT recruit, and was one of the most highly recruited prospects in the country regardless of position ... As a senior, led team to Virginia 6A state championship game ... Recorded 93 tackles as a senior, with 30 tackles for losses and 18 sacks, along with nine forced fumbles ... Played in the 2014 Under Armour All-America Game.

**Personal:** Hometown is Chesapeake, Va. ... Graduated from Virginia with degree in American studies.

*NOTE ABOUT NFL EXPERIENCE: Brown did not earn an accrued year of experience toward NFL free agency in 2018 because he was not on a 53-player roster, a Reserve/Injured list or a Reserve/Physically Unable to Perform list for the required minimum of six games.*

### ANDREW BROWN'S STATISTICS

			DEFENSE							INTERCEPTIONS					SCORING				
YEAR	TEAM	G-S	ST	AT	TT	SKS-YDS	PD	FF	FR-YDS	NO	YDS	AVG	LG	TD	TD	TD-IntRt	TD-FRRt	S	PTS
2018	Cincinnati	0-0	DID NOT PLAY*							DID NOT PLAY*					DID NOT PLAY*				
CAREER		0-0	0	0	0	0-0	0	0	0-0	—	—	—	—	—	—	—	—	—	—

\* NOTE: Brown was on the practice squad for 10 regular-season games and the practice squad/injured list for six regular-season games with Cincinnati in 2018.



## BROWN, JORDAN

**CB #26**

**Height:** 6-0  
**Weight:** 201  
**College:** South Dakota State  
**Experience:** Rookie in 2019

**2018 games-starts:** 0-0  
**Career games-starts:** 0-0  
**Born:** 3-26-96  
**Hometown:** Scottsdale, Ariz.  
**Acquired:** D7'19

*The Bengals' seventh-round draft pick in 2019, Brown is a long, lean and athletic corner prospect from the FCS ranks ... Spent five seasons (2014-18) at South Dakota State, with a redshirt year in '14, and totaled 148 tackles (six for losses), eight INTs, 35 PDs and four FFs ... Joined SDSU program as a WR, before switching to CB during redshirt freshman season.*

**Career transactions:** Selected by Cincinnati in seventh round of 2019 NFL Draft (223rd overall) ... Signed with Bengals on 5-10-19.

**Secondary/cornerbacks coach Daronte Jones says:** "You like Jordan's size and his length, and you like his athleticism and ability to play the ball. He's a former receiver, and that definitely shows in his ability to attack the ball at its highest point. He has good ball skills, and he had good production in college with eight career interceptions. He has good transitions and can break on the ball, and he's a smart player."

**College highlights:** Spent five seasons (2014-18) at South Dakota State, with a redshirt year in '14 ... Joined program as a WR, but switched to CB during redshirt freshman season ... Played in 51 career games, and totaled 148 tackles (six for losses), 35 PDs and four FFs. **2018**—Team captain ... Played in all 13 games ... Totaled 29 tackles, including one for a loss, with three INTs, 15 PDs and a FF ... Earned first-team FCS All-America honors from American Football Coaches Association, and third-team FCS All-America honors from the

AP ... Had an INT in season opener vs. Montana State ... In regular-season matchup at North Dakota State, had four tackles, an INT and a PD ... Had an INT and two PDs vs. Northern Iowa. **2017**—Started all 14 games ... Totaled 72 tackles, including three for losses, with three INTs, 12 PDs and three FFs ... Notched career-high 11 tackles in win at Youngstown State ... Had eight tackles, an INT and a PD vs. Southern Illinois ... Had an INT that set up a TD in win over North Dakota State ... Recorded an INT, two PDs and four tackles at South Dakota. **2016**—Started all 13 games ... Totaled 40 tackles, including two for losses, with two INTs and five PDs ... Also returned two kickoffs for 25 yards ... Recorded first career INT in opener at TCU. **2015**—Played in final 11 games of the season ... Made first career start vs. North Dakota State. **2014**—Did not play (redshirt) ... Saw time at both WR and CB in practice, before switching exclusively to CB late in the season.

**High school:** Attended Paradise Valley High School in Phoenix, Ariz., where he played WR, CB and PR ... Broke every school receiving record, tallying 159 receptions for 2277 yards and 26 TDs over three seasons of action ... High school teammates with Bengals QB Ryan Finley (Brown is one year behind Finley) ... Also competed in track and field, and was a shooting guard on Paradise Valley's 2013 state championship basketball team.

**Personal:** Hometown is Scottsdale, Ariz. ... Graduated from South Dakota State in May 2019 with degree in hospitality management.





## BROWN, PRESTON

**LB #52****Height:** 6-1**Weight:** 255**College:** Louisville**Experience:** 6th-year player in 2019**2018 games-starts:** 7-7**Career games-starts:** 71-69**Born:** 10-27-92**Hometown:** Cincinnati, Ohio**Acquired:** UFA(Buff.)'18

Cincinnati native (Northwest High School) enters his second season with hometown Bengals, after joining the team as an unrestricted free agent in 2018 ... Spent first four NFL seasons (2014-17) with the Buffalo Bills ... In his first season in Cincinnati, served as team's No. 1 MLB and recorded 42 tackles and two INTs ... Limited by injuries to just seven games in 2018, after having played in all 64 possible regular-season games (62 starts) with Buffalo to begin his career ... Streak of 59 consecutive starts was snapped in Week 2, due to ankle injury suffered in 2018 season opener ... Suffered knee injury in Game 9 vs. New Orleans, and was placed on Reserve/Injured list a week later ... Led the NFL in tackles (144) in 2017, and had an NFL-best 504 tackles from '14-17.

**Career transactions:** Selected by Buffalo in third round of 2014 NFL Draft (73rd overall) ... Signed with Bills on 5-19-14 ... Signed with Cincinnati as unrestricted free agent on 3-16-18 ... Re-signed with Bengals on 3-13-19.

**2018 highlights:** Played and started in seven games ... Inactive for Games 2-3 (ankle) and Game 10 (knee); knee injury landed him on Reserve/Injured list on Nov. 20 ... Finished the season with 42 tackles, four PDs and two INTs (third on team) ... On Sept. 9 at Indianapolis, intercepted QB Andrew Luck on the first defensive possession of the season, thwarting a Colts scoring opportunity inside the Bengals' 20-yard line ... Intercepted Buccaneers' QB Jameis Winston as Tampa Bay threatened to score in Bengals' territory on Oct. 28 ... Had a season-high nine tackles on Nov. 11 vs. New Orleans; suffered knee injury in game vs. Saints that landed him on Reserve/Injured a week later.

**Previous seasons:** 2014—Played in all 16 games as a rookie, with 14 starts ... Led team with 108 tackles, including six for losses, and added an

INT, two PDs and a FR ... Posted three games with double-digit tackles ... Tallied seven tackles in NFL debut at Chicago ... Posted 13 tackles in Game 2 vs. Miami. **2015**—Started all 16 games for the Bills ... Totaled 117 tackles (second on team), including three for losses, with two INTs, four PDs, one FF and on FR ... Recorded three games with double-digit tackles ... Posted 11 tackles in Game 2 vs. New England ... Notched 11 tackles in game 4 vs. N.Y. Giants ... Totaled 11 tackles in Game 14 at Washington. **2016**—Started all 16 games for the Bills ... Totaled 135 tackles (second on team), including five for losses, with one PD, one FF and two FRs ... Had five games with double-digit tackles ... Posted career-high 16 tackles in Game 2 vs. N.Y. Jets ... Logged 13 tackles in each of the final two games, vs. Miami and at N.Y. Jets. **2017**—Started all 16 games for the Bills, and led team with career-high 144 tackles, including seven for losses, and added three PDs ... Logged double-digit tackles in seven games ... Recorded 10 tackles on Sept. 24 vs. Denver ... Logged 10 tackles Oct. 1 at Atlanta ... Recorded 11 tackles Oct. 22 vs. Tampa Bay ... Totaled 13 tackles, including 11 solo stops, on Nov. 19 at the L.A. Chargers ... Logged 10 tackles vs. Miami, including one for a loss ... Posted career-high 15 tackles at New England on Dec. 24, with two tackles for losses ... Totaled 12 tackles in regular-season finale at Miami ... Had six tackles in Wild Card Playoff at Jacksonville.

**College:** Spent four years (2010-13) at Louisville ... Played in 52 games, with 37 starts, and finished career with 301 tackles, including 26 for losses and seven sacks, with three FFs, two FRs, five PDs and one INT.

**Personal:** Hometown is Cincinnati ... Attended Northwest High School on Cincinnati's west side ... Played RB at Northwest, and rushed 143 times for 973 yards and 12 TDs ... Also a member of the basketball team at Northwest ... Graduated from Louisville with degree in exercise science.

### PRESTON BROWN'S STATISTICS

YEAR	TEAM	G-S	DEFENSE						INTERCEPTIONS						SCORING				
			ST	AT	TT	SKS-YDS	PD	FF	FR-YDS	NO	YDS	AVG	LG	TD	TD	TD-IntRt	TD-FRRt	S	PTS
2014	Buffalo	16-14	65	43	108	0-0	2	0	1-30	1	0	0.0	0	0	0	0	0	0	0
2015	Buffalo	16-16	63	54	117	0-0	4	1	1-0	2	46	23.0	43t	1	1	1	0	0	6
2016	Buffalo	16-16	76	59	135	1-5	1	1	2-0	0	0	—	—	0	0	0	0	0	0
2017	Buffalo	16-16	84	60	144	0-0	3	0	0-0	0	0	—	—	0	0	0	0	0	0
2018	Cincinnati	7-7	27	15	42	0-0	4	0	0-0	2	20	10.0	18	0	0	0	0	0	0
BUFF. TOTALS		64-62	288	216	504	1-5	10	2	4-30	3	46	15.3	43t	1	1	1	0	0	6
CIN. TOTALS		7-7	27	15	42	0-0	4	0	0-0	2	20	10.0	18	0	0	0	0	0	0
CAREER		71-69	315	231	546	1-5	14	2	4-30	5	66	13.2	43t	1	1	1	0	0	6

YEAR	TEAM	SPECIAL TEAMS								KICKOFF RETURNS						PUNT RETURNS					
		ST	AT	TT	FF	FR-YDS	BP	BFG	BXP	NO	YDS	AVG	FC	LG	TD	NO	YDS	AVG	FC	LG	TD
2014	Buffalo	1	0	1	0	0-0	0	0	0	—	—	—	—	—	—	—	—	—	—	—	—
2015	Buffalo	3	0	3	0	0-0	0	0	0	—	—	—	—	—	—	—	—	—	—	—	—
2016	Buffalo	3	1	4	0	0-0	0	0	0	—	—	—	—	—	—	—	—	—	—	—	—
CAREER		7	1	8	0	0-0	0	0	0	—	—	—	—	—	—	—	—	—	—	—	—

### POSTSEASON

YEAR	TEAM	G-S	DEFENSE						INTERCEPTIONS						SCORING				
			ST	AT	TT	SKS-YDS	PD	FF	FR-YDS	NO	YDS	AVG	LG	TD	TD	TD-IntRt	TD-FRRt	S	PTS
2017	Buffalo	1-1	4	2	6	0-0	0	0	0-0	—	—	—	—	—	—	—	—	—	—
CAREER		1-1	4	2	6	0-0	0	0	0-0	—	—	—	—	—	—	—	—	—	—

**2018 GAME-BY-GAME**

DATE	OPPONENT	DEFENSE								INTERCEPTIONS				
		ST	AT	TT	SKS-YDS	INT-YDS	PD	FF	FR-YDS	NO	YDS	AVG	LG	TD
9-9	at Indianapolis	4	0	4	0-0	1-2	1	0	0-0	1	2	2.0	2	0
9-13	BALTIMORE				INACTIVE						INACTIVE			
9-23	at Carolina				INACTIVE						INACTIVE			
9-30	at Atlanta	4	2	6	0-0	0-0	0	0	0-0	0	0	—	—	0
10-7	MIAMI	3	0	3	0-0	0-0	0	0	0-0	0	0	—	—	0
10-14	PITTSBURGH	3	5	8	0-0	0-0	1	0	0-0	0	0	—	—	0
10-21	at Kansas City	3	2	5	0-0	0-0	0	0	0-0	0	0	—	—	0
10-28	TAMPA BAY	5	2	7	0-0	1-18	1	0	0-0	1	18	18.0	18	0
11-4	— BYE —													
11-11	NEW ORLEANS	5	4	9	0-0	0-0	1	0	0-0	0	0	—	—	0
11-18	at Baltimore				INACTIVE						INACTIVE			
11-25	CLEVELAND				RESERVE / INJURED						RESERVE / INJURED			
12-2	DENVER				RESERVE / INJURED						RESERVE / INJURED			
12-9	at L.A. Chargers				RESERVE / INJURED						RESERVE / INJURED			
12-16	OAKLAND				RESERVE / INJURED						RESERVE / INJURED			
12-23	at Cleveland				RESERVE / INJURED						RESERVE / INJURED			
12-30	at Pittsburgh				RESERVE / INJURED						RESERVE / INJURED			
TOTALS		27	15	42	0-0	2-20	4	0	0-0	2	20	10.0	18	0



## BRYANT, VENTELL

WR #81

**Height:** 6-3  
**Weight:** 205  
**College:** Temple  
**Experience:** Rookie in 2019

**2018 games-starts:** 0-0  
**Career games-starts:** 0-0  
**Born:** 8-24-96  
**Hometown:** Tampa, Fla.  
**Acquired:** CFA'19

*Bryant signed with the Bengals as a college free agent on May 11 after participating in the team's rookie minicamp as a tryout player ... Considered a big (6-3, 200), physical WR prospect with room to develop ... Spent five seasons (2014-18) at Temple, with a redshirt year in '14, and saw action in 48 career games ... Left Temple as the school's all-time leader in receptions (173) and receiving yards (2444), and had 10 career receiving TDs.*

**Career transactions:** Signed as college free agent with Cincinnati on 5-11-19.

**College highlights:** Spent five seasons (2014-18) at Temple, with a redshirt year in '14 ... Played in 48 career games, and left Temple as the school's all-time leader in receptions (173) and receiving yards (2444), and also added 10 receiving TDs. **2018**—Played in all 13 games ... Caught 51 passes for 690 yards and three TDs ... In game at Navy, posted season-highs in catches (eight) and

receiving yards (147), and added a receiving TD ... Had seven catches for 109 yards and two TDs at UCF. **2017**—Played in 10 games, and caught 29 passes for 280 yards. **2016**—Played in 11 games, and caught 54 passes for 895 yards and four TDs ... Missed Games 2-4 due to injury ... Had nine receptions for 168 yards and a TD at Tulane ... Posted career-high 11 receptions in Military Bowl vs. Wake Forest. **2015**—Played in all 14 games, and set Temple freshman records for catches (39) and receiving yards (579), while adding three TDs. **2014**—Did not play (redshirt).

**High school:** Attended Jefferson High School in Tampa, Fla. ... As a senior, totaled 34 catches for 756 yards (20.7 average) and 11 TDs, helping team to a 10-2 record.

**Personal:** Hometown is Tampa, Fla. ... Innovation strategy major at Temple ... First name is pronounced "venn-TELL."



## BULLOCK, RANDY

**K #4****Height:** 5-9**Weight:** 210**College:** Texas A&M**Experience:** 8th-year player in 2019**2018 games-starts:** 16-0**Career games-starts:** 79-0**Born:** 12-16-89**Hometown:** Klein, Texas**Acquired:** W(Pitt.)'16

*Bullock has served as the Bengals' placekicker since midway through the 2016 season, when he joined Cincinnati on waivers from Pittsburgh ... Converted 19 of 23 FG attempts (82.6 percent) in 2018; two of his four misses were blocked ... Converted 95.1 percent (39 of 41) of PATs in 2018, his best for a season since PAT distance was moved to 33 yards in 2015 ... In 2017, won training camp battle for Bengals' K position, and went on to make career-best 90 percent of his FGs (18 for 20) ... Through 2018, has played in 79 NFL games, making 120 of 145 FG attempts (82.8 percent) and 167 of 175 PATs.*

**Career transactions:** Selected by Houston in fifth round of 2012 NFL Draft (161st overall) ... Signed with Texans on 5-14-12 ... Waived by Texans on 9-29-15 ... Signed with N.Y. Jets as free agent on 11-10-15 ... Signed with N.Y. Giants as unrestricted free agent on 8-23-16 ... Contract terminated by Giants on 9-13-16 ... Signed with Pittsburgh as free agent on 12-3-16 ... Waived by Steelers on 12-12-16 ... Acquired on waivers by Cincinnati on 12-13-16 ... Signed contract extension with Bengals on 9-18-18.

**2018 highlights:** Played in all 16 games ... Converted 82.6 percent of his field goal attempts (19 of 23); two of his four misses were blocked ... Finished season with a streak of 10 consecutive FGs made ... Converted 95.1 percent (39 of 41) of PATs, his highest percentage since PAT distance was moved to 33 yards in 2015 ... Made 40-yarder in fourth quarter Sept. 13 vs. Baltimore to seal a win ... Made season-long 51-yarder in third quarter on Oct. 7 vs. Miami ... On Oct. 28 vs. Tampa Bay, converted a game-winning 44-yarder as time expired.

**Previous seasons:** **2012**—Spent rookie season with Houston on Reserve/Injured list, due to leg injury suffered in preseason. **2013**—Kicked in all 16 games for Houston, going 26-for-35 on FGs and 26-for-26 on PATs ... Made his NFL debut on Monday Night Football, Sept. 9 at San Diego, and his 41-yard FG with 3:53 to play provided final points in 31-28 win ... Closed season with 12 straight made FGs. **2014**—Kicked in all 16 games for Texans, going 30-for-35 on

FGs and 40-for-40 on PATs ... Went four-for-five on FG tries of 50 or more yards ... Set franchise records for FGs (six) and points (19) in a game on Dec. 21 vs. Baltimore, Texans winning 25-13 ... Three-for-three on FGs Sept. 28 vs. Buffalo, including kicks of 50 and 55 yards. **2015**—Opened season with Houston, kicking in Games 1-3, going five-for-six on FGs and three-for-five on PATs ... Later signed as free agent with N.Y. Jets, kicking in Games 9-16, going 14-for-17 on FGs and 19-for-20 on PATs ... For Jets on Dec. 6 at Giants, made 31-yard FG in overtime for 23-20 win ... On Dec. 19 at Dallas, his 40-yard FG with 0:36 to play secured 19-16 win. **2016**—Signed by Giants during training camp ... Kicked for Giants in season opener at Dallas (two-for-three on PATs) ... Released by Giants prior to Game 2 ... Signed by Pittsburgh as replacement for injured K Chris Boswell, and kicked for Steelers on Dec. 4 vs. Giants, going three-for-three on FGs (44, 34, 38) and making only PAT try ... Active/DNP for Steelers Dec. 11 at Buffalo, as Boswell returned to action ... Waived by Steelers, and awarded to Bengals on waivers prior to Dec. 18 vs. Pittsburgh ... For Bengals vs. Steelers, two-for-two on FGs (23, 22) and PATs. **2017**—Played in 15 games ... Inactive on Nov. 5 at Jacksonville due to back injury ... Converted career-high 90.0 percent of his FG attempts (18 of 20); one of his two misses was blocked ... Converted 31 of 33 PATs ... On Dec. 24 vs. Detroit, converted all four of his FG attempts, including a season-long 51-yarder.

**College:** Played four seasons (2008-11) at Texas A&M, leaving with school career records for points (365), FGs (63) and PATs (176) ... His 142 point total as a senior was a school record, and he led the nation with an average of 2.33 FGs per game ... First-team All-American as a senior, and won college football's Lou Groza Award (nation's top placekicker).

**Personal:** Hometown is Klein, Texas ... Attended Klein High School, where he earned All-Texas and Greater Houston honors ... Earned academic All-Big 12 honors at Texas A&M, where he majored in Petroleum Engineering ... Last name is pronounced "BULL-luck."

### RANDY BULLOCK'S STATISTICS

			SCORING									
YEAR	TEAM	G-S	FG	FGA	FG%	LG	BFG	XP	XPA	XP%	BXP	PTS
2012	Houston	0-0	DID NOT PLAY*									
2013	Houston	16-0	26	35	74.3	51	1	26	26	100.0	0	104
2014	Houston	16-0	30	35	85.7	55	2	40	40	100.0	0	130
2015	Houston	3-0	5	6	83.3	47	0	3	5	60.0	0	18
2016	N.Y. Jets	8-0	14	17	82.4	49	0	19	20	95.0	0	61
	N.Y. Giants	1-0	0	0	—	—	0	2	3	66.7	0	2
	Pittsburgh	1-0	3	3	100.0	44	0	1	1	100.0	0	10
2017	Cincinnati	3-0	5	6	83.3	43	0	6	6	100.0	0	21
	Cincinnati	15-0	18	20	90.0	51	1	31	33	93.9	0	85
	Cincinnati	16-0	19	23	82.6	51	2	39	41	95.1	0	96
HOU. TOTALS		35-0	61	76	80.3	55	3	69	71	97.2	0	252
NYJ TOTALS		8-0	14	17	82.4	49	0	19	20	95.0	0	61
NYG TOTALS		1-0	0	0	—	—	0	2	3	66.7	0	2
PITT. TOTALS		1-0	3	3	100.0	44	0	1	1	100.0	0	10
CIN. TOTALS		34-0	42	49	85.7	51	3	76	80	95.0	0	202
CAREER		79-0	120	145	82.8	55	6	167	175	95.4	0	527

		FIELD GOALS											
YEAR	TEAM	1-19	PCT	20-29	PCT	30-39	PCT	40-49	PCT	50+	PCT	TOT	FG%
2013	Houston	1-1	100.0	7-7	100.0	5-5	100.0	12-17	70.6	1-5	20.0	26-35	74.3
2014	Houston	0-0	—	6-7	85.7	13-15	86.7	7-8	87.5	4-5	80.0	30-35	85.7
2015	Houston	1-1	100.0	0-0	—	2-2	100.0	2-3	66.7	0-0	—	5-6	83.3
2016	N.Y. Jets	0-0	—	4-4	100.0	4-4	100.0	6-8	75.0	0-1	0.0	14-17	82.4
	N.Y. Giants	0-0	—	0-0	—	0-0	—	0-0	—	0-0	—	0-0	—
	Pittsburgh	0-0	—	0-0	—	2-2	100.0	1-1	100.0	0-0	—	3-3	100.0
	Cincinnati	0-0	—	4-4	100.0	0-0	—	1-2	50.0	0-0	—	5-6	83.3
2017	Cincinnati	0-0	—	6-6	100.0	7-8	87.5	4-5	80.0	1-1	100.0	18-20	90.0
2018	Cincinnati	0-0	—	4-4	100.0	7-8	87.5	6-6	100.0	2-5	40.0	19-23	82.6
HOU. TOTALS		2-2	100.0	13-14	92.9	20-22	90.9	21-28	75.0	5-10	50.0	61-76	80.3
NYJ TOTALS		0-0	—	4-4	100.0	4-4	100.0	6-8	75.0	0-1	0.0	14-17	82.4
NYG TOTALS		0-0	—	0-0	—	0-0	—	0-0	—	0-0	—	0-0	—
PITT. TOTALS		0-0	—	0-0	—	2-2	100.0	1-1	100.0	0-0	—	3-3	100.0
CIN. TOTALS		0-0	—	14-14	100.0	14-16	87.5	11-13	84.6	3-6	50.0	42-49	85.7
CAREER		2-2	100.0	31-32	96.9	40-44	90.9	39-50	78.0	8-17	47.1	120-145	82.8



YEAR	TEAM	SPECIAL TEAMS								PUNTING							
		ST	AT	TT	FF	FR-YDS	BP	BFG	BXP	NO	YDS	AVG	NET	TB	IN-20	LG	BLK
2013	Houston	1	0	1	0	0-0	0	0	0	—	—	—	—	—	—	—	—
2014	Houston	1	0	1	0	0-0	0	0	0	—	—	—	—	—	—	—	—
2016	Cincinnati	1	0	1	0	0-0	0	0	0	—	—	—	—	—	—	—	—
CAREER		3	0	3	0	0-0	0	0	0	—	—	—	—	—	—	—	—

**FIELD GOAL SINGLE-GAME HIGHS:** MADE—6 (for Houston; 12-21-14 vs. Jacksonville). ATTEMPTS—6 (for Houston; 12-21-14 vs. Jacksonville). MISSED—3 (two times; most recently for Houston on 11-3-13 vs. Indianapolis). LONG—55 (for Houston; 9-28-14 vs. Buffalo).

**EXTRA POINT SINGLE-GAME HIGHS:** MADE—6 (for Houston; 11-30-14 vs. Tennessee). ATTEMPTS—6 (for Houston; 11-30-14 vs. Tennessee). MISSED—1 (eight times; most recently for Cincinnati on 11-25-18 vs. Cleveland).

### POSTSEASON

YEAR	TEAM	G-S	SCORING									
			FG	FGA	FG%	LG	BFG	XP	XPA	XP%	BXP	PTS
2012	Houston	0-0	DID NOT PLAY*									
CAREER		0-0	0	0	—	—	0	0	0	—	0	0

\* NOTE: Bullock was on the Reserve/Injured list for 16 regular-season games and two postseason games with Houston in 2012.

### CAREER GAME-BY-GAME

		SCORING						FIELD GOALS								
DATE	OPPONENT	FG-FGA	BFG	XP-XPA	BXP	PTS		1-19	20-29	30-39	40-49	50+	LG	TOT	FG%	
2012 / HOUSTON																
9-9	MIAMI			RESERVE / INJURED							RESERVE / INJURED					
9-16	at Jacksonville			RESERVE / INJURED							RESERVE / INJURED					
9-23	at Denver			RESERVE / INJURED							RESERVE / INJURED					
9-30	TENNESSEE			RESERVE / INJURED							RESERVE / INJURED					
10-8	at N.Y. Jets			RESERVE / INJURED							RESERVE / INJURED					
10-14	GREEN BAY			RESERVE / INJURED							RESERVE / INJURED					
10-21	BALTIMORE			RESERVE / INJURED							RESERVE / INJURED					
10-28	— BYE —															
11-4	BUFFALO			RESERVE / INJURED							RESERVE / INJURED					
11-11	at Chicago			RESERVE / INJURED							RESERVE / INJURED					
11-18	JACKSONVILLE			RESERVE / INJURED							RESERVE / INJURED					
11-22	at Detroit			RESERVE / INJURED							RESERVE / INJURED					
12-2	at Tennessee			RESERVE / INJURED							RESERVE / INJURED					
12-10	at New England			RESERVE / INJURED							RESERVE / INJURED					
12-16	INDIANAPOLIS			RESERVE / INJURED							RESERVE / INJURED					
12-23	MINNESOTA			RESERVE / INJURED							RESERVE / INJURED					
12-30	at Indianapolis			RESERVE / INJURED							RESERVE / INJURED					
Postseason																
1-5	CINCINNATI			RESERVE / INJURED							RESERVE / INJURED					
1-13	at New England			RESERVE / INJURED							RESERVE / INJURED					
2013 / HOUSTON																
9-9	at San Diego	1-2	0	4-4	0	7		0-0	0-0	0-0	1-1	0-1	41	1-2	50.0	
9-15	TENNESSEE	0-3	0	2-2	0	2		0-0	0-0	0-0	0-1	0-2	—	0-3	0.0	
9-22	at Baltimore	3-3	0	0-0	0	9		0-0	2-2	0-0	1-1	0-0	47	3-3	100.0	
9-29	SEATTLE	2-2	0	2-2	0	8		0-0	1-1	0-0	1-1	0-0	42	2-2	100.0	
10-6	at San Francisco	1-2	0	0-0	0	3		0-0	0-0	0-0	1-2	0-0	41	1-2	50.0	
10-13	ST. LOUIS	2-2	0	1-1	0	7		0-0	1-1	1-1	0-0	0-0	35	2-2	100.0	
10-20	at Kansas City	3-3	0	1-1	0	10		0-0	1-1	0-0	2-2	0-0	48	3-3	100.0	
10-27	— BYE —															
11-3	INDIANAPOLIS	1-4	0	3-3	0	6		0-0	0-0	0-0	1-3	0-1	43	1-4	25.0	
11-10	at Arizona	1-2	1	3-3	0	6		0-0	0-0	0-0	1-2	0-0	48	1-2	50.0	
11-17	OAKLAND	3-3	0	2-2	0	11		0-0	1-1	1-1	0-0	1-1	51	3-3	100.0	
11-24	JACKSONVILLE	2-2	0	0-0	0	6		0-0	1-1	0-0	1-1	0-0	49	2-2	100.0	
12-1	NEW ENGLAND	1-1	0	4-4	0	7		0-0	0-0	0-0	1-1	0-0	43	1-1	100.0	
12-5	at Jacksonville	2-2	0	2-2	0	8		0-0	0-0	2-2	0-0	0-0	34	2-2	100.0	
12-15	at Indianapolis	1-1	0	0-0	0	3		0-0	0-0	0-0	1-1	0-0	49	1-1	100.0	
12-22	DENVER	2-2	0	1-1	0	7		0-0	0-0	1-1	1-1	0-0	45	2-2	100.0	
12-29	at Tennessee	1-1	0	1-1	0	4		1-1	0-0	0-0	0-0	0-0	19	1-1	100.0	
2014 / HOUSTON																
9-7	WASHINGTON	1-1		2-2	0	5		0-0	0-0	0-0	1-1	0-0	42	1-1	100.0	
9-14	at Oakland	3-4		3-3	0	12		0-0	0-1	2-2	1-1	0-0	46	3-4	75.0	
9-21	at N.Y. Giants	1-1		2-2	0	5		0-0	1-1	0-0	0-0	0-0	27	1-1	100.0	
9-28	BUFFALO	3-3		2-2	0	11		0-0	0-0	0-0	1-1	2-2	55	3-3	100.0	
10-5	at Dallas	1-1		2-2	0	5		0-0	1-1	0-0	0-0	0-0	29	1-1	100.0	
10-9	INDIANAPOLIS	0-1		4-4	0	4		0-0	0-0	0-1	0-0	0-0	—	0-1	0.0	
10-20	at Pittsburgh	3-3		2-2	0	11		0-0	0-0	3-3	0-0	0-0	39	3-3	100.0	
10-26	at Tennessee	3-3		3-3	0	12		0-0	1-1	1-1	1-1	0-0	49	3-3	100.0	
11-2	PHILADELPHIA	0-1		3-3	0	3		0-0	0-0	0-1	0-0	0-0	—	0-1	0.0	
11-9	— BYE —															
11-16	at Cleveland	3-4		2-2	0	11		0-0	0-0	1-1	1-1	1-2	50	3-4	75.0	
11-23	CINCINNATI	2-2		1-1	0	7		0-0	1-1	1-1	0-0	0-0	36	2-2	100.0	
11-30	TENNESSEE	1-2		6-6	0	9		0-0	0-0	1-1	0-1	0-0	37	1-2	50.0	
12-7	at Jacksonville	2-2		3-3	0	9		0-0	0-0	0-0	2-2	0-0	44	2-2	100.0	
12-14	at Indianapolis	1-1		1-1	0	4		0-0	0-0	0-0	0-0	1-1	53	1-1	100.0	
12-21	BALTIMORE	6-6		1-1	0	19		0-0	2-2	4-4	0-0	0-0	39	6-6	100.0	
12-28	JACKSONVILLE	0-0		3-3	0	3		0-0	0-0	0-0	0-0	0-0	—	0-0	—	

		SCORING					FIELD GOALS							
DATE	OPPONENT	FG-FGA	BFG	XP-XPA	BXP	PTS	1-19	20-29	30-39	40-49	50+	LG	TOT	FG%
<b>2015 / HOUSTON and N.Y. JETS</b>														
		<b>Houston</b>												
9-13	KANSAS CITY	2-2	0	0-1	0	6	0-0	0-0	1-1	1-1	0-0	47	2-2	100.0
9-20	at Carolina	1-1	0	2-2	0	5	0-0	0-0	0-0	1-1	0-0	43	1-1	100.0
9-27	TAMPA BAY	2-3	0	1-2	0	7	1-1	0-0	1-1	0-1	0-0	39	2-3	66.7
10-4	at Atlanta	NOT WITH AN NFL TEAM					NOT WITH AN NFL TEAM							
10-8	INDIANAPOLIS	NOT WITH AN NFL TEAM					NOT WITH AN NFL TEAM							
10-18	at Jacksonville	NOT WITH AN NFL TEAM					NOT WITH AN NFL TEAM							
10-25	at Miami	NOT WITH AN NFL TEAM					NOT WITH AN NFL TEAM							
11-1	TENNESSEE	NOT WITH AN NFL TEAM					NOT WITH AN NFL TEAM							
11-8	— BYE —													
		<b>N.Y. Jets</b>												
11-12	BUFFALO	1-1	0	2-2	0	5	0-0	1-1	0-0	0-0	0-0	29	1-1	100.0
11-22	at Houston	1-1	0	2-2	0	5	0-0	0-0	0-0	1-1	0-0	40	1-1	100.0
11-29	MIAMI	1-1	0	5-5	0	8	0-0	0-0	0-0	1-1	0-0	41	1-1	100.0
12-6	at N.Y. Giants	3-3	0	2-2	0	11	0-0	2-2	1-1	0-0	0-0	31	3-3	100.0
12-13	TENNESSEE	3-4	0	3-3	0	12	0-0	1-1	0-0	2-2	0-1	47	3-4	75.0
12-19	at Dallas	2-3	0	1-2	0	7	0-0	0-0	1-1	1-2	0-0	40	2-3	66.7
12-27	NEW ENGLAND	2-2	0	2-2	0	8	0-0	0-0	1-1	1-1	0-0	49	2-2	100.0
1-3	at Buffalo	1-2	0	2-2	0	5	0-0	0-0	1-1	0-1	0-0	39	1-2	50.0
<b>2016 / NYG and PITT. and CIN.</b>														
		<b>N.Y. Giants</b>												
9-11	at Dallas	0-0	0	2-3	0	2	0-0	0-0	0-0	0-0	0-0	—	0-0	—
9-18	NEW ORLEANS	NOT WITH AN NFL TEAM					NOT WITH AN NFL TEAM							
9-25	WASHINGTON	NOT WITH AN NFL TEAM					NOT WITH AN NFL TEAM							
10-3	at Minnesota	NOT WITH AN NFL TEAM					NOT WITH AN NFL TEAM							
10-9	at Green Bay	NOT WITH AN NFL TEAM					NOT WITH AN NFL TEAM							
10-16	BALTIMORE	NOT WITH AN NFL TEAM					NOT WITH AN NFL TEAM							
10-23	at Los Angeles	NOT WITH AN NFL TEAM					NOT WITH AN NFL TEAM							
10-30	— BYE —													
11-6	PHILADELPHIA	NOT WITH AN NFL TEAM					NOT WITH AN NFL TEAM							
11-14	CINCINNATI	NOT WITH AN NFL TEAM					NOT WITH AN NFL TEAM							
11-20	CHICAGO	NOT WITH AN NFL TEAM					NOT WITH AN NFL TEAM							
11-27	at Cleveland	NOT WITH AN NFL TEAM					NOT WITH AN NFL TEAM							
		<b>Pittsburgh</b>												
12-4	N.Y. GIANTS	3-3	0	1-1	0	10	0-0	0-0	2-2	1-1	0-0	44	3-3	100.0
12-11	at Buffalo	INACTIVE					INACTIVE							
		<b>Cincinnati</b>												
12-18	PITTSBURGH	2-2	0	2-2	0	8	0-0	2-2	0-0	0-0	0-0	23	2-2	100.0
12-24	at Houston	1-2	0	1-1	0	4	0-0	0-0	0-0	1-2	0-0	43	1-2	50.0
1-1	BALTIMORE	2-2	0	3-3	0	9	0-0	2-2	0-0	0-0	0-0	24	2-2	100.0
<b>2017 / CINCINNATI</b>														
9-10	BALTIMORE	0-0	0	0-0	0	0	0-0	0-0	0-0	0-0	0-0	—	0-0	—
9-14	HOUSTON	3-3	0	0-0	0	9	0-0	1-1	2-2	0-0	0-0	39	3-3	100.0
9-24	at Green Bay	1-2	0	3-3	0	6	0-0	0-0	0-0	1-2	0-0	46	1-2	50.0
10-1	at Cleveland	1-1	0	4-4	0	7	0-0	0-0	0-0	1-1	0-0	41	1-1	100.0
10-8	BUFFALO	2-2	0	2-2	0	8	0-0	1-1	1-1	0-0	0-0	30	2-2	100.0
10-15	— BYE —													
10-22	at Pittsburgh	0-0	0	2-2	0	2	0-0	0-0	0-0	0-0	0-0	—	0-0	—
10-29	INDIANAPOLIS	1-2	1	3-3	0	6	0-0	1-1	0-1	0-0	0-0	29	1-2	50.0
11-5	at Jacksonville	INACTIVE					INACTIVE							
11-12	at Tennessee	0-0	0	2-3	0	2	0-0	0-0	0-0	0-0	0-0	—	0-0	—
11-19	at Denver	0-0	0	2-3	0	2	0-0	0-0	0-0	0-0	0-0	—	0-0	—
11-26	CLEVELAND	3-3	0	3-3	0	12	0-0	1-1	1-1	1-1	0-0	49	3-3	100.0
12-4	PITTSBURGH	2-2	0	2-2	0	8	0-0	0-0	1-1	1-1	0-0	41	2-2	100.0
12-10	CHICAGO	0-0	0	1-1	0	1	0-0	0-0	0-0	0-0	0-0	—	0-0	—
12-17	at Minnesota	0-0	0	1-1	0	1	0-0	0-0	0-0	0-0	0-0	—	0-0	—
12-24	DETROIT	4-4	0	2-2	0	14	0-0	2-2	1-1	0-0	1-1	51	4-4	100.0
12-31	at Baltimore	1-1	0	4-4	0	7	0-0	0-0	1-1	0-0	0-0	32	1-1	100.0
<b>2018 / CINCINNATI</b>														
9-9	at Indianapolis	2-2	0	4-4	0	10	0-0	0-0	1-1	1-1	0-0	42	2-2	100.0
9-13	BALTIMORE	2-2	0	4-4	0	10	0-0	1-1	0-0	1-1	0-0	40	2-2	100.0
9-23	at Carolina	0-1	0	3-3	0	3	0-0	0-0	0-0	0-0	0-1	—	0-1	0.0
9-30	at Atlanta	1-1	0	4-4	0	7	0-0	0-0	1-1	0-0	0-0	36	1-1	100.0
10-7	MIAMI	2-3	1	3-3	0	9	0-0	1-1	0-1	0-0	1-1	51	2-3	66.7
10-14	PITTSBURGH	0-0	0	3-3	0	3	0-0	0-0	0-0	0-0	0-0	—	0-0	—
10-21	at Kansas City	1-1	0	1-1	0	4	0-0	0-0	1-1	0-0	0-0	33	1-1	100.0
10-28	TAMPA BAY	1-1	0	4-5	0	7	0-0	0-0	0-0	1-1	0-0	44	1-1	100.0
11-4	— BYE —													
11-11	NEW ORLEANS	0-0	0	2-2	0	2	0-0	0-0	0-0	0-0	0-0	—	0-0	—
11-18	at Baltimore	0-1	0	3-3	0	3	0-0	0-0	0-0	0-0	0-1	—	0-1	0.0
11-25	CLEVELAND	0-1	1	2-3	0	2	0-0	0-0	0-0	0-0	0-1	—	0-1	0.0
12-2	DENVER	1-1	0	1-1	0	4	0-0	0-0	1-1	0-0	0-0	35	1-1	100.0
12-9	at L.A. Chargers	3-3	0	0-0	0	9	0-0	1-1	0-0	2-2	0-0	47	3-3	100.0
12-16	OAKLAND	3-3	0	3-3	0	12	0-0	1-1	2-2	0-0	0-0	38	3-3	100.0
12-23	at Cleveland	1-1	0	1-1	0	4	0-0	0-0	0-0	0-0	1-1	51	1-1	100.0
12-30	at Pittsburgh	2-2	0	1-1	0	7	0-0	0-0	1-1	1-1	0-0	49	2-2	100.0



## CARTER, CETHAN

**TE #82**

**Height:** 6-3  
**Weight:** 248  
**College:** Nebraska  
**Experience:** 3rd-year player in 2019

**2018 games-starts:** 0-0  
**Career games-starts:** 16-0  
**Born:** 9-5-95  
**Hometown:** New Orleans, La.  
**Acquired:** CFA'17

A 2017 Bengals CFA signee, Carter looks to bounce back in 2019 after missing the entire '18 season due to a shoulder injury suffered in preseason finale ... As a rookie in 2017, played in all 16 games and was key contributor on special teams, ranking second in snaps (284 of 450) and third in tackles (nine) ... Was considered an aggressive blocker in college in run-heavy offense ... Had 59 career catches (fifth all-time among Nebraska TEs) for 744 yards and four TDs.

**Career transactions:** Signed with Cincinnati as college free agent on 5-5-17.

**2018 highlights:** Played in all four preseason games, with one start ... Caught two passes for 26 yards in preseason, and had a special teams tackle ... Suffered shoulder injury in preseason finale vs. Indianapolis, and was placed on Reserve/Injured Sept. 1 (shoulder).

**Previous seasons: 2017**—Signed with Bengals in May as a CFA, and successfully made the roster out of training camp ... Played in all 16 Bengals

games ... Finished third on team with nine special teams tackles (seven solo) ... Saw action as team's primary H-back in Games 5-7, when starter Ryan Hewitt was out with a knee injury.

**College:** Played in 43 career games, with 35 starts ... Totaled 59 catches for 744 yards (12.6 average) and four receiving TDs, as well as five rushes for 82 yards and a rushing TD ... Started 10 games as a senior, and totaled 19 catches for 190 yards and a TD, en route to earning honorable mention all-Big Ten honors (coaches and media), despite missing three full games and most of a fourth with elbow injury.

**Personal:** Hometown is New Orleans, La. ... Attended Archbishop Rummel High School in Metairie, La. ... As a senior, totaled 23 receptions for 418 yards and five TDs, while lining up as tight end, H-back and fullback ... Helped team to 14-0 record and Louisiana Class 5A state championship ... Was also a standout on school's basketball team ... Criminology and criminal justice major at Nebraska ... First name is pronounced "SEE-thin."

### CETHAN CARTER'S STATISTICS

			RECEIVING					RUSHING					SCORING								
YEAR	TEAM	G-S	NO	YDS	AVG	LG	TD	ATT	YDS	AVG	LG	TD	TD	TD-R	TD-P	TD-Rt	2-PtC	PTS			
2017	Cincinnati	16-0	0	0	—	—	0	—	—	—	—	—	—	—	—	—	—	—			
2018	Cincinnati	0-0	DID NOT PLAY*					DID NOT PLAY*					DID NOT PLAY*								
CAREER		16-0	0	0	—	—	0	—	—	—	—	—	—	—	—	—	—	—			
		SPECIAL TEAMS								KICKOFF RETURNS						PUNT RETURNS					
YEAR	TEAM	ST	AT	TT	FF	FR-YDS	BP	BFG	BXP	NO	YDS	AVG	FC	LG	TD	NO	YDS	AVG	FC	LG	TD
2017	Cincinnati	7	2	9	0	0-0	0	0	0	1	0	0.0	0	0	0	—	—	—	—	—	—
CAREER		7	2	9	0	0-0	0	0	0	1	0	0.0	0	0	0	—	—	—	—	—	—

\* NOTE: Carter was on the Reserve/Injured list for 16 regular-season games with Cincinnati in 2018.



## CHESLEY, ANTHONY

CB #38

**Height:** 6-0

**Weight:** 190

**College:** Coastal Carolina

**Experience:** Rookie in 2019

**2018 games-starts:** 0-0

**Career games-starts:** 0-0

**Born:** 5-31-96

**Hometown:** Temple Hills, Md.

**Acquired:** CFA'19

*A 2019 Bengals college free agent signee out of Coastal Carolina University, Chesley looks to carve out a roster spot as a rookie ... Spent five seasons (2014-18) at Coastal Carolina, with a redshirt season in '14 ... Two-time team captain (2017 and '18) ... Played in 42 career games, and totaled 140 tackles, including 5.5 for losses and a half sack, with two INTs, 25 PDs and a FR.*

**Career transactions:** Signed as college free agent with Cincinnati on 5-10-19.

**College highlights:** Spent five seasons (2014-18) at Coastal Carolina, with a redshirt year in '14 ... Saw action in 42 career games ... Totaled 140 career tackles, including 5.5 for losses and a half sack, along with two INTs, 25 PDs and a FR ... Two-time Sun Belt Academic Honor Roll member (2017, '18), and was a member of CCU's Team Leadership Council in all four of his seasons. **2018**—Team captain ... Limited to just seven games due to injuries ...

Totaled 26 tackles, including one for a loss, along with four PDs. **2017**—Team captain ... Played in all 12 games ... Totaled 55 tackles, including two for losses, and had eight PDs and a FR ... His 50-yard fumble return for a TD vs. Texas State was the longest in school history ... Blocked a 29-yard FG vs. Idaho. **2016**—Played in all 12 games (11 starts), and totaled 44 tackles, including 2.5 for losses, and had two INTs, including a 42-yard pick-six. **2015**—Played in 11 games and totaled 15 tackles and three PDs. **2014**—Did not play (redshirt).

**High school:** Attended Gwynn Park High School in Brandywine, Md. ... Had nine career INTs, six FRs, three FFs, and two defensive TDs ... As a senior in 2013, had five INTs, six PBUs and four FRs, and helped team to 11-1 record.

**Personal:** Hometown is Temple Hills, Md. (outside Washington D.C.) ... Graduated from Coastal Carolina in the summer of 2017 with a degree in public health.





## CORE, CODY

**WR #16****Height:** 6-3**Weight:** 205**College:** Mississippi**Experience:** 4th-year player in 2019**2018 games-starts:** 14-3**Career games-starts:** 35-7**Born:** 4-17-94**Hometown:** Auburn, Ala.**Acquired:** D6'16

Core has contributed on offense and been a key special teams player since joining the Bengals as a sixth-round draft choice in 2016 ... Saw increased time on offense late in 2018 after injuries hit Bengals WRs, and started three of last four games ... Totaled 13 catches for 160 yards and TD in 2018, and added three special teams tackles ... As rookie in 2016, all 17 catches came in final five games, after he was forced into action due to season-ending injury to WR A.J. Green ... His first NFL catch in '16 — a 50-yarder Dec. 4 vs. Philadelphia — stands as longest first NFL catch by a Bengal since 1974 (WR John McDaniel, 60).

**Career transactions:** Selected by Cincinnati in sixth round of 2016 NFL Draft (199th overall) ... Signed with Bengals on 5-7-16.

**2018 highlights:** Played in 14 games (Games 3-16), with three starts (Games 13, 15-16) ... Inactive for Games 1-2 due to back injury ... Caught 13 passes for 160 yards (12.3) and a TD — a 30-yarder from QB Jeff Driskel Dec. 2 vs. Denver ... Totaled three tackles on special teams ... Had season-high 36 receiving yards Dec. 23 at Cleveland, including a two-point conversion ... Tied season-high three receptions in two games — Oct. 21 at Kansas City and Dec. 9 at L.A. Chargers.

**Previous seasons:** 2016—Played in eight games (Games 5, 9 and 11-16), with starts in Games 13-16 ... Inactive for the other eight contests ... Had 17 receptions for 200 yards (11.8) and one special teams tackle ... Made NFL

debut on Oct. 9 at Dallas, playing 13 snaps on offense (no targets) and logging a special teams tackle ... Two receptions for 58 yards on Dec. 4 vs. Philadelphia, with a 50-yarder (his first pro catch) carrying to Eagles five, setting up TD for 10-0 lead ... Led team in receptions (eight) on Dec. 24 at Houston, netting 39 yards ... Four catches for team-high 82 receiving yards on Jan. 1 vs. Baltimore. **2017—** Played in 13 games ... Inactive on Oct. 29 vs. Indianapolis due to a concussion ... Inactive for Games 15-16 (coaches' decision) ... Totaled four tackles on special teams (all solo) ... Targeted four times on offense, but had no receptions.

**College:** Played four seasons (2012-15) at Ole Miss, seeing action in 51 games ... His 19 starts all came over the last two seasons ... Had a receiving gain of 50 or more yards in each of his last three seasons ... Logged 20 career tackles, playing special teams and seeing brief time as a reserve DB ... Played every game and started nine as a senior for Rebels team that capped a 10-3 season with Sugar Bowl win over Oklahoma State ... Second on team in receiving yards (career-best 644), and ranked fourth in catches (37) and TD receptions (four).

**Personal:** Hometown is Auburn, Ala. ... Majored in managerial finance at Ole Miss ... Attended Auburn (Ala.) High School, where he earned Honorable Mention All-State honors from Alabama Sports Writers Association as senior ... Two-way standout as senior; had 749 scrimmage yards and 10 TDs, as well as four INTs ... Played in Mississippi-Alabama All-Star Game as senior.

### CODY CORE'S STATISTICS

YEAR	TEAM	G-S	RECEIVING					RUSHING					SCORING					
			NO	YDS	AVG	LG	TD	ATT	YDS	AVG	LG	TD	TD	TD-R	TD-P	TD-Rt	2-PtC	PTS
2016	Cincinnati	8-4	17	200	11.8	50	0	—	—	—	—	—	0	0	0	0	0	0
2017	Cincinnati	13-0	0	0	—	—	0	—	—	—	—	—	0	0	0	0	0	0
2018	Cincinnati	14-3	13	160	12.3	30t	1	—	—	—	—	—	1	0	1	0	1	8
CAREER		35-7	30	360	12.0	50	1	—	—	—	—	—	1	0	1	0	1	8

YEAR	TEAM	SPECIAL TEAMS								KICKOFF RETURNS						PUNT RETURNS					
		ST	AT	TT	FF	FR-YDS	BP	BFG	BXP	NO	YDS	AVG	FC	LG	TD	NO	YDS	AVG	FC	LG	TD
2016	Cincinnati	0	1	1	0	0-0	0	0	0	—	—	—	—	—	—	—	—	—	—	—	—
2017	Cincinnati	4	0	4	0	0-0	0	0	0	—	—	—	—	—	—	—	—	—	—	—	—
2018	Cincinnati	2	1	3	0	0-0	0	0	0	—	—	—	—	—	—	—	—	—	—	—	—
CAREER		6	2	8	0	0-0	0	0	0	—	—	—	—	—	—	—	—	—	—	—	—

**RECEIVING SINGLE-GAME HIGHS:** RECEPTIONS—8 (12-24-16 at Houston). YARDS—82 (1-1-17 vs. Baltimore). LONG—50 (12-4-17 vs. Philadelphia). TOUCHDOWNS—1 (12-2-18 vs. Denver).

### 2018 GAME-BY-GAME

DATE	OPPONENT	RECEIVING					RUSHING				
		NO	YDS	AVG	LG	TD	ATT	YDS	AVG	LG	TD
9-9	at Indianapolis	INACTIVE					INACTIVE				
9-13	BALTIMORE	INACTIVE					INACTIVE				
9-23	at Carolina	0	0	—	—	0	—	—	—	—	—
9-30	at Atlanta	0	0	—	—	0	—	—	—	—	—
10-7	MIAMI	0	0	—	—	0	—	—	—	—	—
10-14	PITTSBURGH	0	0	—	—	0	—	—	—	—	—
10-21	at Kansas City	3	30	10.0	18	0	—	—	—	—	—
10-28	TAMPA BAY	0	0	—	—	0	—	—	—	—	—
11-4	— BYE —										
11-11	NEW ORLEANS	2	17	8.5	11	0	—	—	—	—	—
11-18	at Baltimore	0	0	—	—	0	—	—	—	—	—
11-25	CLEVELAND	1	7	7.0	7	0	—	—	—	—	—
12-2	DENVER	1	30	30.0	30t	1	—	—	—	—	—
12-9	at L.A. Chargers	3	30	10.0	14	0	—	—	—	—	—
12-16	OAKLAND	1	10	10.0	10	0	—	—	—	—	—
12-23	at Cleveland	2	36	18.0	27	0	—	—	—	—	—
12-30	at Pittsburgh	0	0	—	—	0	—	—	—	—	—
TOTALS		13	160	12.3	30t	1	—	—	—	—	—

DATE	OPPONENT	SPECIAL TEAMS								KICKOFF RETURNS							PUNT RETURNS						
		ST	AT	TT	FF	FR-YDS	BP	BFG	BXP	NO	YDS	AVG	FC	LG	TD		NO	YDS	AVG	FC	LG	TD	
9-9	at Indianapolis					INACTIVE																	
9-13	BALTIMORE					INACTIVE																	
9-23	at Carolina	0	0	0	0	0-0	0	0	0	—	—	—	—	—	—		—	—	—	—	—	—	
9-30	at Atlanta	0	0	0	0	0-0	0	0	0	—	—	—	—	—	—		—	—	—	—	—	—	
10-7	MIAMI	0	0	0	0	0-0	0	0	0	—	—	—	—	—	—		—	—	—	—	—	—	
10-14	PITTSBURGH	0	0	0	0	0-0	0	0	0	—	—	—	—	—	—		—	—	—	—	—	—	
10-21	at Kansas City	0	0	0	0	0-0	0	0	0	—	—	—	—	—	—		—	—	—	—	—	—	
10-28	TAMPA BAY	0	0	0	0	0-0	0	0	0	—	—	—	—	—	—		—	—	—	—	—	—	
11-4	— BYE —																						
11-11	NEW ORLEANS	0	0	0	0	0-0	0	0	0	—	—	—	—	—	—		—	—	—	—	—	—	
11-18	at Baltimore	0	0	0	0	0-0	0	0	0	—	—	—	—	—	—		—	—	—	—	—	—	
11-25	CLEVELAND	0	0	0	0	0-0	0	0	0	—	—	—	—	—	—		—	—	—	—	—	—	
12-2	DENVER	0	0	0	0	0-0	0	0	0	—	—	—	—	—	—		—	—	—	—	—	—	
12-9	at L.A. Chargers	2	0	2	0	0-0	0	0	0	—	—	—	—	—	—		—	—	—	—	—	—	
12-16	OAKLAND	0	1	1	0	0-0	0	0	0	—	—	—	—	—	—		—	—	—	—	—	—	
12-23	at Cleveland	0	0	0	0	0-0	0	0	0	—	—	—	—	—	—		—	—	—	—	—	—	
12-30	at Pittsburgh	0	0	0	0	0-0	0	0	0	—	—	—	—	—	—		—	—	—	—	—	—	
TOTALS		2	1	3	0	0-0	0	0	0	—	—	—	—	—	—		—	—	—	—	—	—	



## COX, DEMETRIOUS

**S #37**

**Height:** 6-0  
**Weight:** 200  
**College:** Michigan State  
**Experience:** 2nd-year player in 2019

**2018 games-starts:** 0-0 (0-0 Ariz., 0-0 Cin.)  
**Career games-starts:** 4-0  
**Born:** 4-20-94  
**Hometown:** Jeannette, Pa.  
**Acquired:** FA'18

Originally a college free agent signee of the Bengals in 2017, Cox spent time with Carolina and Arizona before returning to Cincinnati's practice squad in October 2018 ... Opened 2018 preseason with Panthers, was waived at final cuts, then spent first four weeks of regular season on Cardinals' practice squad before being released on Oct. 2 ... Signed to Bengals' practice squad on Oct. 10, where he spent Games 5-16 ... As a rookie in 2017, played in four games for Panthers and had three tackles, before injuring his ankle and landing on Reserve/Injured ... In college, played both cornerback (nine starts) and safety (16 starts).

**Career transactions:** Signed with Cincinnati as college free agent on 5-5-17 ... Waived by Bengals on 9-2-17 ... Acquired on waivers by Carolina on 9-3-17 ... Waived by Panthers on 9-1-18 ... Signed to Arizona practice squad on 9-3-18 ... Released from Cardinals practice squad on 10-2-18 ... Signed to Bengals practice squad on 10-10-18 ... Signed to Bengals roster on 12-31-18.

**2018 highlights:** Spent preseason with Panthers and was waived on final cuts ... Signed to Arizona's practice squad on Sept. 3, and released by Cardinals on Oct. 2 ... Signed to Bengals' practice squad on Oct. 10, where he spent the rest of the season ... Signed to Reserve/Future contract on Dec. 31.

**Previous seasons: 2017**—Signed with Bengals as a college free agent ... Played in all four preseason games, and had an INT and sack ... Waived by Bengals on final cuts, and claimed by Carolina ... Played in Games 1-4 for Panthers and recorded four tackles ... Inactive for Games 5-7 with ankle injury, then placed on Reserve/Injured on Oct. 24, prior to Game 8.

**College:** Spent five years at Michigan State (one redshirt) and played in 51 games, with 25 starts (16 at S and nine at CB) ... Career totals of 166 tackles, including 5.5 for losses, with four INTs, 14 pass breakups and two fumble recoveries ... Scored two career TDs.

**Personal:** Hometown is Jeannette, Pa. (outside Pittsburgh) ... Attended Jeannette High School, where he was named Pittsburgh Post-Gazette WPIAL Class AA Player of the Year as a senior and helped lead his team to state championship game, scoring 10 TDs during their playoff run ... Also a standout on the basketball team, surpassing 1000 career points ... Interdisciplinary studies major at Michigan State.

*NOTE ABOUT NFL EXPERIENCE:* Cox did not earn an accrued year of experience toward NFL free agency in 2018 because he was not on a 53-player roster, a Reserve/Injured list or a Reserve/Physically Unable to Perform list for the required minimum of six games.

### DEMETRIOUS COX'S STATISTICS

YEAR	TEAM	G-S	DEFENSE							INTERCEPTIONS					SCORING				
			ST	AT	TT	SKS-YDS	PD	FF	FR-YDS	NO	YDS	AVG	LG	TD	TD	TD-IntRt	TD-FRRt	S	PTS
2017	Carolina	4-0	4	0	4	0-0	0	0	0-0	—	—	—	—	—	—	—	—	—	—
2018	Arizona	0-0				DID NOT PLAY*					DID NOT PLAY*					DID NOT PLAY*			
	Cincinnati	0-0				DID NOT PLAY*					DID NOT PLAY*					DID NOT PLAY*			
CAREER		4-0	4	0	4	0-0	0	0	0-0	—	—	—	—	—	—	—	—	—	—

\* NOTE: Cox was on the practice squad for four regular-season games with Arizona and 11 regular-season games with Cincinnati in 2018.



## DALTON, ANDY

**QB #14****Height:** 6-2**Weight:** 220**College:** Texas Christian**Experience:** 9th-year player in 2019**2018 games-starts:** 11-11**Career games-starts:** 120-120**Born:** 10-29-87**Hometown:** Katy, Texas**Acquired:** D2'11

Dalton looks to bounce back in 2019, after his '18 season was cut short by a right thumb injury suffered in Game 11 vs. Cleveland ... Entering 2019, his 68-50-2 regular-season record as a starter is the top winning percentage (.575) of any Bengals QB with 10 or more starts ... Stands as the Bengals' all-time leader in career passer rating (88.8) and 300-yard passing games (24), and enters 2019 second in career completions (2443), passing yards (28,100), passing TDs (188) and completion percentage (62.31) ... Injury in 2018 limited him to just 2566 passing yards, the first time in his eight seasons he failed to reach 3000 passing yards in a season; Dalton, Carolina's Cam Newton and former Colts/Broncos QB Peyton Manning had previously been the only NFL passers to hit 3000 passing yards in each of their first seven seasons (Newton hit the mark for the eighth time in 2018) ... Has 188 career TD passes and 104 INTs, a ratio of 1.81-to-1, which is best in Bengals history, ahead of second-place Carson Palmer at 1.54-to-1 (154-100) ... Entering 2019, Dalton has posted 46 career games with a passer rating at 100 or above, and the Bengals' record in those contests is 39-7 (.848) ... Was Bengals' 2016 nominee for NFL's Walter Payton Man of the Year Award.

**Career transactions:** Selected by Cincinnati in second round of 2011 NFL Draft (35th overall) ... Signed with Bengals on 7-30-11 ... Signed contract extension with Bengals on 8-4-14.

**2018 highlights:** Started Games 1-11 ... Injured thumb attempting to recover a fumble in Game 11 vs. Cleveland, and was placed on Reserve/Injured the following day (Nov. 26) ... Finished season passing 226-for-365 (61.9 percent) for 2566 yards, with 21 TDs and 11 INTs (89.6 rating) ... Led four game-winning drives in the fourth quarter — Game 1 at Indianapolis, Game 4 at Atlanta, Game 5 vs. Miami and Game 8 vs. Tampa Bay ... On Thursday Night Football on Sept. 13 vs. Baltimore, passed 24 of 42 for 265 yards and four TDs (107.7 rating); all four TDs came in first half, marking the second time in his career he's tossed four TDs in a half ... Threw for a season-high 352 passing yards against Carolina on Sept. 23 ... On Sept. 30 at Atlanta, passed 29 of 41 for 337 yards, three TDs and an INT (109.5 rating), and led a 16-play, 75-yard drive in the fourth quarter that ended in a 13-yard go-ahead TD to WR A.J. Green with seven seconds left ... Atlanta game was Dalton's 24th career 300-yard passing game, which moved him ahead of Boomer Esiason (23) for most in Bengals history.

**Previous seasons:** **2011**—As rookie, led four wins featuring fourth-quarter comebacks ... Voted in December as first alternate to AFC Pro Bowl squad, and was named to team as replacement for New England's Tom Brady ... Became first NFL rookie QB to that point to start as many as eight wins and throw for 20 or more TDs ... Also to that point, became the first rookie QB not drafted in first round to start every game in 16-game NFL season ... Set Bengals rookie records for TD passes (20) and passing yards (3398) ... On Sept. 18 at Denver, Dalton and WR A.J. Green became first rookie pair in NFL history to combine for 10 completions in a game (still the only pair through 2017) ... On Oct. 2 vs. unbeaten Buffalo, led Bengals from 17-3 halftime deficit to 23-20 win, posting second-half performance that included 17-yard TD pass to Jermaine Gresham and a three-yard rushing score ... On Nov. 6 at Tennessee, completed third fourth-quarter comeback, throwing second-half TD passes to Jerome Simpson and Andre Caldwell as Bengals won 24-17 after trailing 17-14 after three quarters ... Led fourth-quarter comeback for fourth time on Nov. 27 vs. Cleveland, posting 105.6 passer rating as Bengals rallied from 17-7 halftime deficit to 23-20 win ... Passed 27-for-42 for 257-0-3 in Wild Card playoff on 1-7-12 at Houston. **2012**—Passed 329-for-528 (62.3 percent), for 3669 yards, with 27 TDs and 16 INTs (87.4 rating) ... Also had four rushing TDs ... Ranked third in AFC in TD passes ... Earned AFC Offensive Player of the Week award for Nov. 11 performance vs. N.Y. Giants, posting 127.6 rating while passing 21-for-30 for 199-4-0 ... On Dec. 2 at San Diego, ad-libbed go-ahead TD with six-yard rush late in fourth quarter, pivotal play in 20-13 win. **2013**—Led Bengals to 11-5 record and AFC North title ... Became only second Bengal to win three of NFL's monthly or weekly AFC awards in a season, joining S David Fulcher from

1989 ... Named AFC Offensive Player of the Week for Oct. 13 at Buffalo and Dec. 8 vs. Indianapolis; also named AFC Offensive Player of the Month for October ... Averaged 116.8 passer rating over four games to win October monthly honor, as Bengals posted 4-0 record ... Topped 300-yard mark in passing for four straight games (Games 6-9), a Bengals record ... With 4293 passing yards, broke Carson Palmer's club record of 4131 ... With 33 TD passes, ranked second in AFC and broke Palmer's club record of 32 set in 2005 ... On Oct. 27 vs. Jets, went 19-for-30 for 325 yards with a career-high five TDs and one INT (125.7 rating) ... On Dec. 22 vs. Minnesota, posted 136.5 rating (27-for-38 for 366 yards), with four TDs and no INTs ... In Wild Card playoff on 1-5-14 vs. San Diego, passed 29-for-51 for 334-1-2. **2014**—Started Games 1-16 and Wild Card playoff, and named to Pro Bowl as injury replacement for Green Bay's Aaron Rodgers ... Led two-game sweep of division rival Baltimore, with fourth-quarter comebacks in both games ... Scored five TDs himself, tying Jack Thompson's 1979 record for Bengals QBs ... On Sept. 7 at Baltimore, his 77-yard TD pass to A.J. Green in fourth quarter lifted Bengals from 16-15 deficit to 23-16 win ... Posted a 116.6 passer rating on Sept. 14 vs. Atlanta, with 76-yard TD to Mohamed Sanu ... In Games 1-2, became first passer in Bengals history with completions of 75-plus yards in consecutive games ... On Sept. 21 vs. Tennessee, became only Bengals QB to catch a TD pass, making contested catch in the flat on throw from WR Mohamed Sanu and sprinting 18 yards for the score ... Posted 143.9 passer rating Nov. 16 at New Orleans ... In Wild Card playoff on 1-5-15 at Indianapolis, passed 18-for-35 for 155-0-0, and rushed four-for-34. **2015**—Started Games 1-13, passing 255-for-386 (66.1 percent) for 3250 yards with 25 TDs and seven INTs ... Inactive for Games 14-16 and for Wild Card playoff, due to right thumb fracture suffered Dec. 13 vs. Pittsburgh ... With 106.3 season passer rating, broke Carson Palmer's club season record of 101.1, set in 2005 ... Only QB to better his rating was Seattle's Russell Wilson (110.1) ... Joined Ken Anderson (four times) and Boomer Esiason (twice) among Bengals to win an AFC passing title, and it was Bengals' first since 1989 (Esiason at 92.1) ... Second in NFL in yards per pass attempt (8.42) ... Opened season with four straight games with a passer rating of 115.0 or better, joining L.A. Rams' John Hadl as only players to do that since 1973, the NFL's first year of using passer ratings ... On Sept. 20 vs. San Diego, registered a 126.1 rating with TD passes to A.J. Green, Marvin Jones (45 yards) and Tyler Eifert ... Led a pair of fourth-quarter comebacks Sept. 27 at Baltimore, with TD passes of 80 and seven yards to A.J. Green that both erased deficits, the second pass providing final points in 28-24 win ... Passed at Baltimore for career-best 383 yards ... Logged 127.1 rating on Oct. 4 vs. Kansas City, with 55-yard TD pass to WR Brandon Tate ... In 16-10 win on Nov. 1 at Pittsburgh, led his third fourth-quarter comeback of the season, capping a 45-yard drive with a nine-yard TD pass to WR A.J. Green on third down for the eventual winning points with 2:57 to play ... On Nov. 5 vs. Cleveland, posted 139.8 rating and season-high completion percentage, passing 21-for-27 (77.8 percent) for 243-3-0, all three TDs going to Tyler Eifert ... Passed an efficient 14-of-19 for 220-2-0 Dec. 6 at Cleveland, good for 146.8 career-best rating ... Suffered thumb fracture Dec. 13 vs. Pittsburgh while making tackle after throwing INT in first quarter, ending not only his season, but streak of 77 consecutive starts, a Bengals QB record. **2016**—Started Games 1-16, passing 364-for-563 (64.7 percent) for 4206 yards, with 18 TDs and eight INTs (91.8 rating) ... Passed for 366 yards in each of Games 1 and 2, becoming first Bengal to hit that number or higher in consecutive games ... His 364 completions were a career-high, topping by one his 2013 total, and the 364 ranks second in Bengals history behind Carson Palmer's 373 in 2007 ... Threw all 563 Bengals passes in 2016, and his INT total of eight constitutes a team record for fewest INTs in a season; the previous low of nine was set three times, including twice in 16-game seasons (Jeff Blake throwing seven INTs and Boomer Esiason two in 1997, and Dalton throwing seven and AJ McCarron two in '15) ... Dalton's INT percentage in '16 was a career-low 1.4, topping 1.8 in '15 ... Posted 114.0 rating in season-opening win Sept. 11 at N.Y. Jets, including 54-yard TD pass to A.J. Green, despite being sacked seven times, most of his career ... Launched career-high 54 passes Sept. 18 at Pittsburgh, completing 31 for 366-1-0, with 25-yard TD pass to HB Giovani Bernard ... Posted 111.8 rating Sept. 29 vs. Miami, connecting 10 times with A.J.



Green for 173 yards, including a seven-yard TD ... Posted 128.3 rating on Oct. 23 at Cleveland, with 44-yard TD pass to LaFell and 48-yard "Hail Mary" score to A.J. Green at conclusion of first half ... Personal season-best 130.0 rating on Dec. 4 vs. Philadelphia, passing 23-for-31 for 332-2-0, with TD passes of 13 yards to Tyler Eifert and eight yards to Brandon LaFell ... Had career-long completion of 86 yards on Dec. 24 at Houston, as WR Brandon LaFell turned a short throw into a score. **2017**—Started all 16 games ... Completed 297 of 496 passes (59.9 percent) for 3320 yards, 25 TDs and 12 INTs (86.6 rating) ... Added 99 yards rushing on 38 carries (2.6) ... Had a six-game stretch without an INT, which was longest streak in NFL in 2017 and longest streak of Dalton's career ... Had season-high passer rating of 146.0 on Oct. 1 at Cleveland, which included season-highs in completion percentage (83.3 percent on 25 of 30 passing) and TDs (four) ... Had a passer rating of 100.0 or higher in six games ... Threw for season-high 328 yards on Oct. 8 vs. Buffalo ... Had two TD passes over 70 yards, both to WR A.J. Green — a 77-yarder on Oct. 8 vs. Buffalo and a 70-yarder Nov. 12 at Tennessee ... Led dramatic 31-27 come-from-behind victory on Dec. 31 at Baltimore, hitting WR Tyler Boyd for a 49-yard TD on fourth down with 44 seconds left for the go-ahead score.

**Pro Bowl participation:** Has been named to and played in three Pro Bowls ... In 2016 season game at Orlando, his 23-yard TD pass to Kansas City's Travis Kelce put AFC ahead to stay at 14-7 in second quarter, and he led a 55-yard FG drive in third quarter; finished game with 94.4 passer rating (10-for-

12 for 100-1-1 ... Played for Team Carter in 2014 season contest at Glendale, Ariz., passing nine-for-20 for 69-0-0 ... Played for AFC in 2011 season contest at Honolulu and passed seven-for-nine for 99 yards with two TDs (47 and three yards, both to Brandon Marshall) and no INTs.

**College:** Dalton was the key player in TCU's return to football prominence during his career ... Played four seasons (2007-10), seeing action in 50 games with 49 starts ... A two-time Offensive Player of the Year in Mountain West Conference, he authored an MWC-record 42 victories and was tagged with only seven losses ... Set TCU records for pass attempts (1317), completions (812), passing yards (10,314) and TD passes (71) ... His TD/INT differential was plus-41 (71-30) ... Rushed for 1611 career yards and 22 additional TDs, and departed with new MWC record for total offense (11,925 yards) ... As a senior, led TCU to a No. 2 national ranking, after 13-0 season capped by Rose Bowl win over Wisconsin ... Named Offensive MVP in Rose Bowl.

**Personal:** Hometown is Katy, Texas, in Greater Houston ... Attended Katy High School, where he led team to a 14-1 record and Texas 5A finals berth as a senior ... Following 2011 season, joined wife JJ in establishing the Andy & JJ Dalton Foundation, which conducts a wide range of community outreach efforts in the Cincinnati and Dallas-Fort Worth, Texas areas ... The foundation's mission is to provide opportunities, support, resources and life-changing experiences to seriously ill and physically challenged children ... Marketing major at TCU ... The Daltons have two sons (Noah and Nash) and a daughter (Finley).

### ANDY DALTON'S STATISTICS

			PASSING											
YEAR	TEAM	G-S	ATT	CMP	CMP%	YDS	YDS/ATT	TD	TD%	INT	INT%	LG	SKD-YDS	RAT
2011	Cincinnati	16-16	516	300	58.1	3398	6.59	20	3.9	13	2.5	84	24-160	80.4
2012	Cincinnati	16-16	528	329	62.3	3669	6.95	27	5.1	16	3.0	59t	46-229	87.4
2013	Cincinnati	16-16	586	363	61.9	4293	7.33	33	5.6	20	3.4	82t	29-182	88.8
2014	Cincinnati	16-16	481	309	64.2	3398	7.06	19	4.0	17	3.5	81t	21-124	83.5
2015	Cincinnati	13-13	386	255	66.1	3250	8.42	25	6.5	7	1.8	80t	20-118	106.3
2016	Cincinnati	16-16	563	364	64.7	4206	7.47	18	3.2	8	1.4	86t	41-264	91.8
2017	Cincinnati	16-16	496	297	59.9	3320	6.69	25	5.0	12	2.4	77t	39-255	86.6
2018	Cincinnati	11-11	365	226	61.9	2566	7.03	21	5.8	11	3.0	49	21-157	89.6
CAREER		120-120	3921	2443	62.3	28,100	7.17	188	4.8	104	2.7	86t	241-1489	88.8

		RUSHING					RECEIVING					SCORING					
YEAR	TEAM	ATT	YDS	AVG	LG	TD	NO	YDS	AVG	LG	TD	TD	TD-R	TD-P	TD-Rt	2-PtC	PTS
2011	Cincinnati	37	152	4.1	17	1	0	0	—	—	0	1	1	0	0	0	6
2012	Cincinnati	47	120	2.6	17	4	0	0	—	—	0	4	4	0	0	0	24
2013	Cincinnati	61	183	3.0	12	2	0	0	—	—	0	2	2	0	0	0	12
2014	Cincinnati	60	169	2.8	20t	4	1	18	18.0	18t	1	5	4	1	0	0	30
2015	Cincinnati	57	142	2.5	12	3	0	0	—	—	0	3	3	0	0	0	18
2016	Cincinnati	46	184	4.0	15	4	0	0	—	—	0	4	4	0	0	0	24
2017	Cincinnati	38	99	2.6	25	0	0	0	—	—	0	0	0	0	0	0	0
2018	Cincinnati	16	99	6.2	21	0	0	0	—	—	0	0	0	0	0	0	0
CAREER		362	1148	3.2	25	18	1	18	18.0	18t	1	19	18	1	0	0	114

**ADDITIONAL STATISTICS:** Dalton passed for one two-point conversion in 2014.

**PASSING SINGLE-GAME HIGHS:** ATTEMPTS—54 (9-18-16 at Pittsburgh). COMPLETIONS—33 (10-12-14 vs. Carolina). YARDS—383 (9-27-15 at Baltimore). TOUCHDOWNS—5 (10-27-13 vs. N.Y. Jets). INTERCEPTIONS—4 (three times; most recently on 9-23-18 at Carolina). LONG—86t (12-24-16 at Houston). RATING (minimum 14 attempts)—146.8 (12-6-15 at Cleveland).

**RUSHING SINGLE-GAME HIGHS:** ATTEMPTS—8 (two times; most recently on 11-22-15 at Arizona). YARDS—48 (12-24-11 vs. Arizona). LONG—25 (11-26-17 vs. Cleveland). TOUCHDOWNS—2 (10-26-14 vs. Baltimore).

### POSTSEASON

			PASSING											
YEAR	TEAM	G-S	ATT	CMP	CMP%	YDS	YDS/ATT	TD	TD%	INT	INT%	LG	SKD-YDS	RAT
2011	Cincinnati	1-1	42	27	64.3	257	6.12	0	0.0	3	7.1	36	4-33	51.4
2012	Cincinnati	1-1	30	14	46.7	127	4.23	0	0.0	1	3.3	45	2-9	44.7
2013	Cincinnati	1-1	51	29	56.9	334	6.55	1	2.0	2	3.9	49	3-8	67.0
2014	Cincinnati	1-1	35	18	51.4	155	4.43	0	0.0	0	0.0	26	3-11	63.4
2015	Cincinnati	0-0	DID NOT PLAY*											
CAREER		4-4	158	88	55.7	873	5.53	1	0.6	6	3.8	49	12-61	57.8

		RUSHING					RECEIVING					SCORING					
YEAR	TEAM	ATT	YDS	AVG	LG	TD	NO	YDS	AVG	LG	TD	TD	TD-R	TD-P	TD-Rt	2-PtC	PTS
2011	Cincinnati	3	17	5.7	15	0	—	—	—	—	—	—	—	—	—	—	—
2012	Cincinnati	4	15	3.8	12	0	—	—	—	—	—	—	—	—	—	—	—
2013	Cincinnati	5	26	5.2	12	0	—	—	—	—	—	—	—	—	—	—	—
2014	Cincinnati	4	34	8.5	16	0	—	—	—	—	—	—	—	—	—	—	—
CAREER		16	92	5.8	16	0	—	—	—	—	—	—	—	—	—	—	—

\* NOTE: Dalton was inactive for one postseason game with Cincinnati in 2015.

**CAREER GAME-BY-GAME**

		PASSING								RUSHING				
DATE	OPPONENT	ATT	CMP	YDS	SKD-YDS	TD	LG	INT	RAT	ATT	YDS	AVG	LG	TD
2011 / CINCINNATI														
9-11	at Cleveland	15	10	81	3-11	1	22	0	102.4	0	0	—	—	0
9-18	at Denver	41	27	332	2-22	2	84	0	107.0	2	3	1.5	5	0
9-25	SAN FRANCISCO	32	17	157	1-8	0	22	2	40.8	1	5	5.0	5	0
10-2	BUFFALO	36	18	298	2-11	1	58	2	64.4	3	12	4.0	6	1
10-9	at Jacksonville	33	21	179	2-17	2	37	1	85.3	0	0	—	—	0
10-16	INDIANAPOLIS	32	25	264	0-0	1	32	0	111.5	2	-1	-0.5	0	0
10-23	— BYE —													
10-30	at Seattle	29	18	168	1-8	2	43t	2	72.2	2	3	1.5	3	0
11-6	at Tennessee	39	22	217	1-7	3	25	0	97.9	3	4	1.3	3	0
11-13	PITTSBURGH	30	15	170	0-0	2	36t	2	61.8	0	0	—	—	0
11-20	at Baltimore	45	24	373	2-9	1	49	3	60.7	4	32	8.0	11	0
11-27	CLEVELAND	31	21	270	2-13	1	51	0	105.6	6	23	3.8	7	0
12-4	at Pittsburgh	24	11	135	3-24	1	43	0	77.6	2	6	3.0	4	0
12-11	HOUSTON	28	16	189	1-5	1	36	0	89.7	1	2	2.0	2	0
12-18	at St. Louis	26	15	179	1-6	0	55	1	62.8	2	-2	-1.0	-1	0
12-24	ARIZONA	31	18	154	2-18	2	19t	0	92.7	5	48	9.6	17	0
1-1	BALTIMORE	44	22	232	1-1	0	31	0	65.7	4	17	4.3	13	0
Postseason														
1-7	at Houston	42	27	257	4-33	0	36	3	51.4	3	17	5.7	15	0
2012 / CINCINNATI														
9-10	at Baltimore	37	22	221	4-28	0	27	1	65.3	3	11	3.7	6	0
9-16	CLEVELAND	31	24	318	6-23	3	50t	1	128.2	3	4	1.3	3	0
9-23	at Washington	27	19	328	2-16	3	59t	1	132.9	2	16	8.0	17	0
9-30	at Jacksonville	31	20	244	0-0	2	42	1	96.7	6	5	0.8	5	1
10-7	MIAMI	43	26	234	3-16	1	24	2	63.5	4	21	5.3	12	0
10-14	at Cleveland	46	31	381	2-19	3	57t	3	87.3	2	5	2.5	3	0
10-21	PITTSBURGH	28	14	105	0-0	1	17	1	56.4	1	-1	-1.0	-1	0
10-28	— BYE —													
11-4	DENVER	42	26	299	5-24	1	52	1	81.3	2	16	8.0	11	0
11-11	N.Y. GIANTS	30	21	199	0-0	4	56t	0	127.6	2	-2	-1.0	-1	0
11-18	at Kansas City	29	18	230	2-10	2	40	0	109.8	3	13	4.3	11	1
11-25	OAKLAND	30	16	210	2-16	3	48	0	109.0	4	5	1.3	8	0
12-2	at San Diego	38	25	211	1-0	1	19t	2	65.2	4	5	1.3	6t	1
12-9	DALLAS	33	20	206	5-16	1	25	1	76.1	1	0	0.0	0	0
12-13	at Philadelphia	27	13	127	6-35	1	19	0	74.2	8	18	2.3	11t	1
12-23	at Pittsburgh	41	24	278	6-25	0	25	2	58.8	0	0	—	—	0
12-30	BALTIMORE	15	10	78	2-1	1	17	0	101.5	2	4	2.0	3	0
Postseason														
1-5	at Houston	30	14	127	2-9	0	45	1	44.7	4	15	3.8	12	0
2013 / CINCINNATI														
9-8	at Chicago	33	26	282	1-5	2	45	2	97.2	2	2	1.0	3	0
9-16	PITTSBURGH	45	25	280	0-0	1	61	0	81.7	3	10	3.3	4	0
9-22	GREEN BAY	28	20	235	4-20	2	32	1	105.5	4	3	0.8	4	0
9-29	at Cleveland	42	23	206	2-3	0	29	1	58.2	4	13	3.3	10	0
10-6	NEW ENGLAND	27	20	212	4-33	0	28	1	81.1	6	25	4.2	9	0
10-13	at Buffalo	40	26	337	3-19	3	54	1	105.9	7	17	2.4	6	0
10-20	at Detroit	34	24	372	1-8	3	82t	0	135.9	1	6	6.0	6	0
10-27	N.Y. JETS	30	19	325	1-2	5	53	1	125.7	0	0	—	—	0
10-31	at Miami	53	32	338	5-36	0	26	3	55.4	5	12	2.4	10	0
11-10	at Baltimore	51	24	274	5-30	2	51t	3	52.2	6	22	3.7	12	0
11-17	CLEVELAND	27	13	93	0-0	3	25t	2	62.7	4	0	0.0	1	0
11-24	— BYE —													
12-1	at San Diego	23	14	190	0-0	1	50	1	83.6	3	9	3.0	11	0
12-8	INDIANAPOLIS	35	24	275	0-0	3	29t	0	120.5	5	11	2.2	8t	1
12-15	at Pittsburgh	44	25	230	1-8	2	19	0	86.4	4	20	5.0	9	0
12-22	MINNESOTA	38	27	363	2-18	4	41	0	136.2	1	10	10.0	10	0
12-29	BALTIMORE	36	21	281	0-0	2	53t	4	62.2	6	23	3.8	9	1
Postseason														
1-5	SAN DIEGO	51	29	334	3-8	1	49	2	67.0	5	26	5.2	12	0
2014 / CINCINNATI														
9-7	at Baltimore	38	25	301	0-0	1	77t	0	98.7	6	3	0.5	3	0
9-14	ATLANTA	23	15	252	0-0	1	76t	0	116.6	3	6	2.0	4	0
9-21	TENNESSEE	23	15	169	0-0	0	29	1	68.9	3	3	1.0	3	0
9-28	— BYE —													
10-5	at New England	24	15	204	1-8	2	37t	0	117.4	2	16	8.0	12	0
10-12	CAROLINA	43	33	323	1-3	2	34t	2	93.5	4	25	6.3	20	0
10-19	at Indianapolis	38	18	126	3-17	0	32	0	55.4	1	0	0.0	0	0
10-26	BALTIMORE	28	21	266	2-27	0	53	1	89.3	6	14	2.3	5	2
11-2	JACKSONVILLE	31	19	233	2-1	2	36	2	79.1	2	11	5.5	8	0
11-6	CLEVELAND	33	10	86	2-14	0	18	3	2.0	3	8	2.7	4	0
11-16	at New Orleans	22	16	220	1-1	3	38	0	143.9	5	12	2.4	11	0
11-23	at Houston	35	24	233	0-0	1	20	1	84.6	7	6	0.9	3	0
11-30	at Tampa Bay	27	19	176	2-11	1	30	3	60.6	3	7	2.3	5t	1
12-7	PITTSBURGH	29	21	302	2-5	2	81t	0	128.8	4	22	5.5	20t	1
12-14	at Cleveland	24	14	117	2-14	0	15	1	53.6	2	3	1.5	2	0
12-22	DENVER	26	17	146	0-0	2	22t	1	89.6	6	25	4.2	10	0
12-28	at Pittsburgh	38	27	244	3-23	2	19	2	83.7	3	8	2.7	5	0
Postseason														
1-4	at Indianapolis	35	18	155	3-11	0	26	0	63.4	4	34	8.5	16	0

		PASSING								RUSHING				
DATE	OPPONENT	ATT	CMP	YDS	SKD-YDS	TD	LG	INT	RAT	ATT	YDS	AVG	LG	TD
2015 / CINCINNATI														
9-13	at Oakland	34	25	269	0-0	2	31	0	115.9	4	1	0.3	3	0
9-20	SAN DIEGO	26	16	214	0-0	3	45t	0	126.1	5	10	2.0	6	0
9-27	at Baltimore	32	20	383	2-11	3	80t	1	122.3	5	10	2.0	7t	1
10-4	KANSAS CITY	24	17	321	0-0	1	55t	0	127.1	3	16	5.3	8	0
10-11	SEATTLE	44	30	331	4-21	2	44	1	95.9	7	18	2.6	6	1
10-18	at Buffalo	33	22	243	0-0	3	42	0	118.6	3	-2	-0.7	0	0
10-25	— BYE —													
11-1	at Pittsburgh	38	23	231	3-13	1	38	2	64.7	6	4	0.7	5	0
11-5	CLEVELAND	27	21	234	2-15	3	29	0	139.8	6	5	0.8	6	0
11-16	HOUSTON	38	22	197	4-15	0	26	1	61.0	4	31	7.8	11	0
11-22	at Arizona	39	22	315	4-37	2	42	0	99.8	8	34	4.3	12	0
11-29	ST. LOUIS	27	20	233	0-0	3	45	1	121.4	2	4	2.0	5	0
12-6	at Cleveland	19	14	220	1-6	2	57	0	146.8	4	11	2.8	4	1
12-13	PITTSBURGH	5	3	59	0-0	0	24	1	61.7	0	0	—	—	0
12-20	at San Francisco				INACTIVE						INACTIVE			
12-28	at Denver				INACTIVE						INACTIVE			
1-3	BALTIMORE				INACTIVE						INACTIVE			
Postseason														
1-9	PITTSBURGH				INACTIVE						INACTIVE			
2016 / CINCINNATI														
9-11	at N.Y. Jets	30	23	366	7-42	1	54t	1	114.0	3	7	2.3	5	0
9-18	at Pittsburgh	54	31	366	1-0	1	29	0	84.3	2	7	3.5	5	0
9-25	DENVER	31	21	206	4-17	0	27	1	72.8	6	40	6.7	15	0
9-29	MIAMI	31	22	296	1-11	1	51	0	111.8	6	-12	-2.0	0	0
10-9	at Dallas	41	29	269	4-20	2	22	0	104.6	6	34	5.7	13	0
10-16	at New England	31	21	254	2-17	1	32	0	103.4	2	17	8.5	15	1
10-23	CLEVELAND	28	19	308	3-20	2	48t	0	128.3	0	0	—	—	0
10-30	WASHINGTON	42	27	284	3-21	1	40	1	81.8	4	21	5.3	14	1
11-6	— BYE —													
11-14	at N.Y. Giants	29	16	204	3-18	1	71	1	74.5	1	15	15.0	15	0
11-20	BUFFALO	43	24	207	1-0	1	21	2	57.0	4	10	2.5	7	1
11-27	at Baltimore	48	26	283	3-22	1	25	0	78.7	3	14	4.7	12	0
12-4	PHILADELPHIA	31	23	332	0-0	2	50	0	130.0	2	9	4.5	10	0
12-11	at Cleveland	28	20	180	4-33	2	18	0	112.2	2	17	8.5	9	0
12-18	PITTSBURGH	27	16	157	1-11	0	25	1	60.3	1	1	1.0	1t	1
12-24	at Houston	41	28	268	3-24	1	86t	1	84.2	0	0	—	—	0
1-1	BALTIMORE	28	18	226	1-8	1	31	0	101.2	4	4	1.0	5	0
2017 / CINCINNATI														
9-10	BALTIMORE	31	16	170	5-26	0	39	4	28.4	1	2	2.0	2	0
9-14	HOUSTON	35	20	224	3-11	0	50	0	76.4	2	5	2.5	3	0
9-24	at Green Bay	27	21	212	3-21	2	21	0	124.1	2	-2	-1.0	-1	0
10-1	at Cleveland	30	25	286	3-22	4	61t	0	146.0	4	29	7.3	12	0
10-8	BUFFALO	36	22	328	1-5	1	77t	2	77.1	5	2	0.4	6	0
10-15	— BYE —													
10-22	at Pittsburgh	30	17	140	4-32	2	22	2	63.2	3	8	2.7	8	0
10-29	INDIANAPOLIS	29	17	243	3-25	2	67	0	108.8	3	10	3.3	12	0
11-5	at Jacksonville	18	10	136	2-17	0	59	0	79.9	3	-1	-0.3	1	0
11-12	at Tennessee	35	20	265	1-10	2	70t	0	100.3	1	0	0-0	0	0
11-19	at Denver	25	15	154	2-13	3	29	0	117.3	3	4	1.3	6	0
11-26	CLEVELAND	28	18	214	1-5	2	36	0	111.3	4	26	6.5	25	0
12-4	PITTSBURGH	36	21	234	2-11	2	27	0	96.3	2	19	9.5	11	0
12-10	CHICAGO	29	14	141	2-15	1	20	1	59.7	0	0	—	—	0
12-17	at Minnesota	22	11	113	3-17	0	25	2	27.3	0	0	—	—	0
12-24	DETROIT	41	27	238	3-16	1	34	1	79.1	3	-1	-0.3	1	0
12-31	at Baltimore	44	23	222	1-9	3	49t	0	89.4	2	-2	-1.0	-1	0
2018 / CINCINNATI														
9-9	at Indianapolis	28	21	243	2-14	2	38	1	109.7	2	8	4.0	7	0
9-13	BALTIMORE	42	24	265	0-0	4	32t	0	107.7	0	0	—	—	0
9-23	at Carolina	46	29	352	2-22	2	49	4	64.8	0	0	—	—	0
9-30	at Atlanta	41	29	337	3-29	3	39t	1	109.5	2	13	6.5	11	0
10-7	MIAMI	30	20	248	2-19	1	31	1	89.3	4	10	2.5	7	0
10-14	PITTSBURGH	42	26	229	3-16	2	23	0	92.3	0	0	—	—	0
10-21	at Kansas City	29	15	148	2-13	1	31	1	63.6	0	0	—	—	0
10-28	TAMPA BAY	34	21	280	2-16	2	32	0	107.5	3	10	2.2	8	0
11-4	— BYE —													
11-11	NEW ORLEANS	20	12	153	4-24	1	26	2	61.0	1	8	8.0	8	0
11-18	at Baltimore	36	19	211	1-4	2	32	0	89.0	2	29	14.5	20	0
11-25	CLEVELAND	17	10	100	0-0	1	17	1	70.7	2	21	10.5	21	0
12-2	DENVER				RESERVE / INJURED						RESERVE / INJURED			
12-9	at L.A. Chargers				RESERVE / INJURED						RESERVE / INJURED			
12-16	OAKLAND				RESERVE / INJURED						RESERVE / INJURED			
12-23	at Cleveland				RESERVE / INJURED						RESERVE / INJURED			
12-30	at Pittsburgh				RESERVE / INJURED						RESERVE / INJURED			



## DAVIS, DESHAUN

LB #48

**Height:** 5-11  
**Weight:** 236  
**College:** Auburn  
**Experience:** Rookie in 2019

**2018 games-starts:** 0-0  
**Career games-starts:** 0-0  
**Born:** 12-31-95  
**Hometown:** Prichard, Ala.  
**Acquired:** D6b'19

*The second of three Bengals sixth-round picks in the 2019 draft, Davis was touted by scouts for his instincts, production and leadership ... Spent five seasons (2014-18) at Auburn, with a redshirt year in '14, and was a three-year starter at middle linebacker ... His 266 career tackles were fourth-most by an Auburn defender since 2000 ... As a senior in 2018, totaled 116 tackles, including 15 for losses and 3.5 sacks ... Hit double-digit tackles in six games in 2018, including in five of Auburn's eight conference games.*

**Career transactions:** Selected by Cincinnati in sixth round of 2019 NFL Draft (210th overall) ... Signed with Bengals on 5-15-19.

**Linebackers coach Tem Lukabu says:** "That guy is fun to be around. The No. 1 thing is that he commands the huddle. He's a MIKE (middle linebacker). He wants to call the plays and wants to be the signal-caller. You don't always see that. He has great instincts and very good recall, and he asks all the right questions."

**College highlights:** Spent five seasons at Auburn (2014-18), with a redshirt year in '14 ... Played in 52 career games, and was a three-year starter at middle linebacker ... Totaled 266 career tackles, including 29 for losses and seven sacks, with six PDs and two FRs. **2018**—Played in all 13 games ... Earned first-team All-SEC honors ... Totaled 116 tackles, including 15 for losses and 3.5 sacks, along with two INTs ... Hit double-digit tackles in six games, including in

five of Auburn's eight conference games ... Logged 13 tackles (tied career-high), including four for losses and a sack, against LSU ... Notched 10 tackles in four different games — vs. Southern Miss, at Mississippi State, vs. Tennessee and at Georgia ... Had 13 tackles (tied career-high) at Ole Miss. **2017**—Played in all 14 games ... Totaled 82 tackles, including 6.5 for losses and 3.5 sacks, with one PD and two FRs ... Had a team-high 10 tackles vs. Mississippi State ... Had 10 tackles, including one for a loss, in SEC Championship Game vs. Georgia. **2016**—Started all 13 games in first year as starter at MLB ... Totaled 63 tackles, including seven for losses, and had three PDs ... First career start came vs. Clemson, and recorded five tackles and two QB hurries ... Logged team-high 10 tackles at Alabama; his four tackles for losses were most by an Auburn player in seven seasons. **2015**—Played in 12 games, seeing time mostly on special teams and as a reserve linebacker ... Totaled five tackles. **2014**—Did not play (redshirt).

**High school:** Attended Vigor High School in Prichard, Ala. ... Missed his senior season with a knee injury ... As a junior, totaled 138 tackles, including 15 for losses, and forced six fumbles ... Was an all-state selection as a sophomore and junior ... Also lettered in basketball and baseball ... Vigor High School is also the alma mater of Bengal great Willie Anderson, who played OT for Cincinnati from 1996-07.

**Personal:** Hometown is Prichard, Ala. (outside Mobile) ... Graduated from Auburn in Dec. 2017 with degree in media studies.





## DAWKINS, NOAH

**LB #44**

**Height:** 6-1  
**Weight:** 235  
**College:** The Citadel  
**Experience:** Rookie in 2019

**2018 games-starts:** 0-0  
**Career games-starts:** 0-0  
**Born:** 8-13-97  
**Hometown:** Lyman, S.C.  
**Acquired:** CFA'19

*Dawkins signed with the Bengals as a college free agent on May 11 after participating in the team's rookie minicamp as a tryout player ... Played four seasons (2015-18) at The Citadel, an FCS program, and saw action in 47 career games ... Totaled 166 career tackles, including 31.5 for losses and 14 sacks, along with two INTs and two FFs.*

**Career transactions:** Signed as college free agent with Cincinnati on 5-11-19.

**College highlights:** Spent four seasons (2015-18) at The Citadel, and played in 47 career games for the Bulldogs ... Totaled 166 career tackles, including 31.5 for losses and 14 sacks, along with two INTs and two FFs. **2018—** Played in all 11 games ... Totaled 65 tackles (second on team), including 12.5 for losses and four sacks, along with two INTs ... Intercepted two passes in season-

opener vs. Wofford ... Recorded career-high 11 tackles vs. Furman. **2017—** Played in all 11 games ... Totaled 59 tackles (second on team), including 10.5 for losses and 3.5 sacks, with one PD and one FF. **2016—** Played in all 12 games ... Totaled 33 tackles, including seven for losses and five sacks. **2015—** Played in all 13 of The Citadel's games, seeing action primarily as a reserve linebacker ... Totaled nine tackles ... Had one tackle in his collegiate debut, a 69-0 win over Davidson.

**High school:** Attended Byrnes High School in Duncan, S.C. ... As a senior, set school record with 23 sacks and was named ESPN Upstate Player of the Year and the Spartanburg Herald Journal's Defensive Player of the Year.

**Personal:** Hometown is Lyman, S.C. ... Business administration major at The Citadel.



## DENNARD, DARQUEZE

**CB #21****Height:** 5-11**Weight:** 205**College:** Michigan State**Experience:** 6th-year player in 2019**2018 games-starts:** 13-9**Career games-starts:** 68-19**Born:** 10-10-91**Hometown:** Dry Branch, Ga.**Acquired:** D1'14

First-round 2014 draft selection now serves as Bengals' primary nickel DB ... Considered a versatile defender who can play outside or in the slot, Dennard over his career has started games at both RCB and LCB, in addition to his regular position of nickel DB ... Also considered one of the best tacklers on the Bengals' defense, Dennard finished fourth on the team in tackles (67) in 2018, despite missing three games due to sternoclavicular injury ... Also had six PDs, two FFs and a FR.

**Career transactions:** Selected by Cincinnati in first round of 2014 NFL Draft (24th overall) ... Signed with Bengals on 6-12-14 ... Bengals exercised the option to extend contract by one year through 2018 on 4-28-17 ... Re-signed as unrestricted free agent with Bengals on 3-25-19.

**2018 highlights:** Played in 13 games with nine starts (six at nickel DB, three at LCB) ... Suffered sternoclavicular injury on Oct. 14 vs. Pittsburgh, and missed the next three contests (Games 7-9) ... Finished fourth on the defense with 67 tackles ... Tied for team lead with two FFs ... Led the team in tackles on Dec. 16 vs. Oakland with eight, also had a PD, FF, and FR ... Recovered his own forced fumble vs. Raiders and set Bengals up with good field position, which lead to a Randy Bullock FG and 17-0 Cincinnati lead.

**Previous seasons: 2014**—Played in 14 games (Games 2-7 and 9-16) as a rookie, and also played in Wild Card playoff at Indianapolis ... Inactive for Games 1 (hip) and 8 (hamstring) ... Logged seven tackles on defense (one TFL) in regular season ... Made NFL debut on Sept. 14 vs. Atlanta on special teams, with one tackle ... Played on defense for first time on Sept. 21 vs. Tennessee, and logged two tackles, including a three-yard sack of Jake Locker ... Led team with two special teams tackles on Dec. 7 vs. Pittsburgh ... In Wild Card playoff on 1-5-15 at Indianapolis, had two tackles on defense and forced a fumble by RB Daniel Herron. **2015**—Played in Games 1-10, but placed Nov. 27 on Reserve/Injured list, due to shoulder injury suffered in his first career start, Nov. 22 at Arizona ... On Oct 4 vs. Kansas City, helped fill the void from injury to Adam Jones, logging a season-best six tackles, plus a third-down PD in fourth quarter ... Recorded first career INT on Oct. 18 at Buffalo with a leaping grab of an E.J. Manuel pass in the second quarter, and he returned it 10 yards to Buffalo

45. **2016**—Played in Games 2-16, with three starts ... Had 41 tackles and a PD, as well as six special teams tackles ... Team-high six tackles in start Sept. 29 vs. Miami, replacing injured Dre Kirkpatrick ... Personal season-high of eight tackles Nov. 27 at Baltimore. **2017**—Played in 16 games, with six starts (two each at RCB, LCB and nickel DB) ... Second among defenders in snaps played (899 of 1146), while also playing nearly a third of the Bengals' special teams snaps (149 of 450) ... Led secondary with 83 tackles on defense, and finished second on team ... Led team with two INTs ... Led secondary with two sacks ... Ranked fourth on team with six PDs ... Had a total of 10 tackles on Sept. 24 at Green Bay, including a sack of Packers QB Aaron Rodgers ... Had his second 10-tackle contest on Oct. 29 vs. Indianapolis ... Recorded an INT on Nov. 12 at Tennessee, which led to a Cincinnati TD one play later in a one-score game ... On Dec. 31 at Baltimore, after the Ravens reached the Bengals' 22-yard line early in the third quarter, Dennard intercepted a pass from QB Joe Flacco and returned it 89 yards for a TD; the Bengals ended up winning the one-score game, 31-27.

**College:** Played four seasons (2010-13) at Michigan State, playing 44 games with 40 starts ... Started 38 games over his final three seasons, and in 2013 he helped lead the Spartans to No. 1 national rankings in fewest yards allowed per game and lowest third-down conversion percentage ... USA Today first-team All-American as senior in '13, and was named winner of Thorpe Award, given annually to college football's top DB ... Totaled 167 career tackles, 10 INTs, 30 total PDs, three FFs, a FR and a blocked FG ... In 2013, became first MSU CB to earn first-team All-America since Harlon Barnett (Cincinnati native from Princeton High School) in 1989 ... First MSU player to win the Thorpe Award since its 1986 inception.

**Personal:** Hometown is Dry Branch, Ga. ... Lettered in football, basketball and track at Twiggs County High School (Jeffersonville, Ga.) ... Two-way player in prep football, seeing action at WR and CB ... Has established the Dennard Difference, a foundation which assists youth in becoming professionals in their future endeavors ... Communications major at Michigan State, and earned an MBA from the University of Miami (Fla.) ... First name is pronounced "dar-KWEZ" and last name is pronounced "deh-NARD."

### DARQUEZE DENNARD'S STATISTICS

			DEFENSE							INTERCEPTIONS						SCORING				
YEAR	TEAM	G-S	ST	AT	TT	SKS-YDS	PD	FF	FR-YDS	NO	YDS	AVG	LG	TD		TD	TD-IntRt	TD-FRRt	S	PTS
2014	Cincinnati	14-0	6	1	7	1-3	1	0	0-0	0	0	—	—	0		0	0	0	0	0
2015	Cincinnati	10-1	12	4	16	0-0	3	0	0-0	1	10	10.0	10	0		0	0	0	0	0
2016	Cincinnati	15-3	28	13	41	0-0	1	0	0-0	0	0	—	—	0		0	0	0	0	0
2017	Cincinnati	16-6	59	24	83	2-6	6	0	0-0	2	109	54.5	89t	1		1	1	0	0	6
2018	Cincinnati	13-9	53	14	67	0-0	6	2	1-0	0	0	—	—	0		0	0	0	0	0
CAREER		68-19	158	56	214	3-9	17	2	1-0	3	119	39.7	89t	1		1	1	0	0	6

		SPECIAL TEAMS									KICKOFF RETURNS						PUNT RETURNS					
YEAR	TEAM	ST	AT	TT	FF	FR-YDS	BP	BFG	BXP	NO	YDS	AVG	FC	LG	TD	NO	YDS	AVG	FC	LG	TD	
2014	Cincinnati	8	2	10	0	0-0	0	0	0	—	—	—	—	—	—	0	0	—	0	—	0	
2015	Cincinnati	2	2	4	0	0-0	0	0	0	—	—	—	—	—	—	0	0	—	0	—	0	
2016	Cincinnati	4	2	6	0	0-0	0	0	0	—	—	—	—	—	—	0	0	—	0	—	0	
2017	Cincinnati	2	0	2	0	0-0	0	0	0	—	—	—	—	—	—	1	0	0.0	0	0	0	
2018	Cincinnati	1	0	1	0	0-0	0	0	0	—	—	—	—	—	—	0	0	—	0	—	0	
CAREER		17	6	23	0	0-0	0	0	0	—	—	—	—	—	—	1	0	0.0	0	0	0	

### POSTSEASON

			DEFENSE							INTERCEPTIONS						SCORING				
YEAR	TEAM	G-S	ST	AT	TT	SKS-YDS	PD	FF	FR-YDS	NO	YDS	AVG	LG	TD		TD	TD-IntRt	TD-FRRt	S	PTS
2014	Cincinnati	1-0	2	0	2	0-0	0	1	0-0	—	—	—	—	—		—	—	—	—	—
2015	Cincinnati	0-0				DID NOT PLAY*				DID NOT PLAY*						DID NOT PLAY*				
CAREER		1-0	2	0	2	0-0	0	1	0-0	—	—	—	—	—		—	—	—	—	—

\* NOTE: Dennard was on the Reserve/Injured list for one postseason game with Cincinnati in 2015.

**2018 GAME-BY-GAME**

		DEFENSE								INTERCEPTIONS					
DATE	OPPONENT	ST	AT	TT	SKS-YDS	INT-YDS	PD	FF	FR-YDS	NO	YDS	AVG	LG	TD	
9-9	at Indianapolis	2	1	3	0-0	0-0	1	0	0-0	—	—	—	—	—	
9-13	BALTIMORE	6	2	8	0-0	0-0	0	0	0-0	—	—	—	—	—	
9-23	at Carolina	3	2	5	0-0	0-0	0	0	0-0	—	—	—	—	—	
9-30	at Atlanta	5	0	5	0-0	0-0	1	0	0-0	—	—	—	—	—	
10-7	MIAMI	2	1	3	0-0	0-0	0	0	0-0	—	—	—	—	—	
10-14	PITTSBURGH	4	0	4	0-0	0-0	0	0	0-0	—	—	—	—	—	
10-21	at Kansas City				INACTIVE						INACTIVE				
10-28	TAMPA BAY				INACTIVE						INACTIVE				
11-4	— BYE —														
11-11	NEW ORLEANS				INACTIVE						INACTIVE				
11-18	at Baltimore	6	0	6	0-0	0-0	0	0	0-0	—	—	—	—	—	
11-25	CLEVELAND	2	3	5	0-0	0-0	0	0	0-0	—	—	—	—	—	
12-2	DENVER	2	1	3	0-0	0-0	0	0	0-0	—	—	—	—	—	
12-9	at L.A. Chargers	3	0	3	0-0	0-0	1	0	0-0	—	—	—	—	—	
12-16	OAKLAND	7	1	8	0-0	0-0	1	1	1-0	—	—	—	—	—	
12-23	at Cleveland	6	1	7	0-0	0-0	0	0	0-0	—	—	—	—	—	
12-30	at Pittsburgh	5	2	7	0-0	0-0	2	1	0-0	—	—	—	—	—	
TOTALS		53	14	67	0-0	0-0	6	2	1-0	—	—	—	—	—	

		SPECIAL TEAMS								KICKOFF RETURNS						PUNT RETURNS					
DATE	OPPONENT	ST	AT	TT	FF	FR-YDS	BP	BFG	BXP	NO	YDS	AVG	FC	LG	TD	NO	YDS	AVG	FC	LG	TD
9-9	at Indianapolis	0	0	0	0	0-0	0	0	0	—	—	—	—	—	—	—	—	—	—	—	—
9-13	BALTIMORE	1	0	1	0	0-0	0	0	0	—	—	—	—	—	—	—	—	—	—	—	—
9-23	at Carolina	0	0	0	0	0-0	0	0	0	—	—	—	—	—	—	—	—	—	—	—	—
9-30	at Atlanta	0	0	0	0	0-0	0	0	0	—	—	—	—	—	—	—	—	—	—	—	—
10-7	MIAMI	0	0	0	0	0-0	0	0	0	—	—	—	—	—	—	—	—	—	—	—	—
10-14	PITTSBURGH	0	0	0	0	0-0	0	0	0	—	—	—	—	—	—	—	—	—	—	—	—
10-21	at Kansas City					INACTIVE					INACTIVE						INACTIVE				
10-28	TAMPA BAY					INACTIVE					INACTIVE						INACTIVE				
11-4	— BYE —																				
11-11	NEW ORLEANS					INACTIVE					INACTIVE						INACTIVE				
11-18	at Baltimore	0	0	0	0	0-0	0	0	0	—	—	—	—	—	—	—	—	—	—	—	—
11-25	CLEVELAND	0	0	0	0	0-0	0	0	0	—	—	—	—	—	—	—	—	—	—	—	—
12-2	DENVER	0	0	0	0	0-0	0	0	0	—	—	—	—	—	—	—	—	—	—	—	—
12-9	at L.A. Chargers	0	0	0	0	0-0	0	0	0	—	—	—	—	—	—	—	—	—	—	—	—
12-16	OAKLAND	0	0	0	0	0-0	0	0	0	—	—	—	—	—	—	—	—	—	—	—	—
12-23	at Cleveland	0	0	0	0	0-0	0	0	0	—	—	—	—	—	—	—	—	—	—	—	—
12-30	at Pittsburgh	0	0	0	0	0-0	0	0	0	—	—	—	—	—	—	—	—	—	—	—	—
TOTALS		1	0	1	0	0-0	0	0	0	—	—	—	—	—	—	—	—	—	—	—	—



## DOLEGALA, JAKE

**QB #7**

**Height:** 6-7

**Weight:** 242

**College:** Central Connecticut State

**Experience:** Rookie in 2019

**2018 games-starts:** 0-0

**Career games-starts:** 0-0

**Born:** 10-7-96

**Hometown:** Hamburg, N.Y.

**Acquired:** CFA'19

A 2019 Bengals college free agent signee, Dolegala is a tall (6-foot-7), athletic and strong-armed QB prospect from the FCS ranks ... Played four seasons (2015-18) at Central Connecticut State, and appeared in 44 career games ... Completed 654 of 1136 career passes, and set school records for career passing yards (8129) and passing TDs (48) ... Also noted by scouts for his athleticism, he had 233 career rushes for 452 yards and 18 TDs ... Suffered serious shoulder injury in first game of his senior season at St. Francis High School (Hamburg, N.Y.), then played one season of prep school football at Milford Academy (New Berlin, N.Y.) before joining CCSU.

**Career transactions:** Signed as college free agent with Cincinnati on 5-10-19.

**College highlights:** Played four seasons (2015-18) at Central Connecticut State, where he played in 44 games ... Completed 654 of 1136 career passes, and set school records for career passing yards (8129) and passing TDs (48) ... Prior to joining CCSU, played one season (2014) of prep school football at Milford Academy in Berlin, N.Y. **2018**—Started all 11 games ... Completed 164 of 269 passes (61 percent) for 2221 yards, 16 TDs and six INTs

... Also rushed 63 times for 274 yards and six TDs. **2017**—Started all 11 games ... Completed 145 of 274 passes for 1953 yards, 13 TDs and seven INTs ... Also rushed 52 times for 212 yards and four TDs. **2016**—Played in all 11 games ... Passed 258 of 432 for 2934 yards, 15 TDs and nine INTs. **2015**—Played in all 11 games as a freshman ... Completed 87 of 161 passes for 1021 yards, four TDs and seven INTs. **2014**—Played at Milford Academy, where he passed 143-of-286 for 2276 yards, 20 TDs and seven INTs.

**High school:** Attended St. Francis High School in Hamburg, N.Y. ... Played QB on junior varsity his first two high school seasons, then was a reserve on varsity as a junior before earning the starting job as a senior ... Entered senior season with high expectations and was expected to draw interest from Division I schools, but interest never materialized after he suffered a serious, season-ending shoulder injury in the third series of his first game.

**Personal:** Hometown is Hamburg, N.Y. (outside Buffalo) ... His grandfather, Al Bemiller, played C for the Buffalo Bills from 1961-69 ... Graduated from Central Connecticut State in Dec. 2018 with a degree in Biology ... Last name is pronounced "DOLE-leh-gah-lah."





## DRISKEL, JEFF

**QB #6**

**Height:** 6-4  
**Weight:** 235  
**College:** Louisiana Tech  
**Experience:** 4th-year player in 2019

**2018 games-starts:** 9-5  
**Career games-starts:** 9-5  
**Born:** 4-23-93  
**Hometown:** Oviedo, Fla.  
**Acquired:** W(S.F.)'16

*Driskel in 2019 enters his fourth season in a backup QB role behind starter Andy Dalton ... Last season, was thrust into Bengals' starting role in Games 12-16, after thumb injury ended Dalton's season ... Passed 105-of-176, for 1003 yards, six TDs and two INTs (82.2 rating) ... In 2017, spent entire season on Reserve/Injured after suffering a hand injury in preseason finale ... Joined Bengals in 2016 prior to Week 1, as waiver pickup from San Francisco ... On roster the entire rookie season, but did not play ... A standout baseball outfielder in high school, he was a 29th-round Boston Red Sox draftee in 2013 but did not sign ... Was Bengals' 2018 recipient of Ed Block Courage Award.*

**Career transactions:** Selected by San Francisco in sixth round of 2016 NFL Draft (207th overall) ... Signed with 49ers on 5-6-16 ... Waived by 49ers on 9-3-16 ... Acquired on waivers by Cincinnati on 9-4-16.

**2018 highlights:** Played in nine games with five starts (Games 12-16) ... Began season as Andy Dalton's back-up after winning open competition in training camp ... Made his NFL debut on Oct. 21 at Kansas City, entering the game late in the fourth quarter and passing four-of-four for 39 yards... On Nov. 11 vs. New Orleans saw extended action in the fourth quarter, completing two of three passes for 45 yards and scoring his first career NFL TD on a 27-yard run ... On Nov. 25, took over for the injured Dalton in the third quarter vs. Cleveland and led two TD drives in an attempted Cincinnati comeback ... Finished the Cleveland game 17-of-29 passing for 155 yards and one passing TD (first career passing TD) and one rushing TD ... Took over as Bengals' starting QB for Games 12-16, after Dalton was placed on Reserve/Injured ... Made first career start on Dec. 2 vs. Denver and passed 25-of-38 for 236 yards, with one TD and one INT (80.6 rating) ... On Dec. 16 vs. Oakland, passed 14-of-33 for 130 yards, with one TD and one INT, in first career win ... Recipient of Bengals' 2018 Ed Block Courage Award, due to recovering

from what Bengals head athletic trainer Paul Sparling called a "career-threatening" arm injury in 2017 practice.

**Previous seasons: 2016**—Inactive for Bengals for Games 1-12 and 14-16 ... Active/DNP in No. 3 QB role for Game 13 ... Played all four 49ers preseason games, passing 15-for-31 for 132 yards, no TDs and two INTs. **2017**—Played in all four the Bengals' preseason games before leaving with injury in fourth game ... Placed on Reserve/Injured list (hand) on Sept. 4, after final cuts and prior to season opener ... Announced he was designated for return from the Reserve/Injured list and eligible to practice on 12-12-17; finished season in that category.

**College:** Played four seasons (2011-14) at Florida, and used fifth year of eligibility to play for Louisiana Tech in '15, after graduating from Florida ... His 4033 passing yards in '15 ranked third in Louisiana Tech history; was named Conference USA Newcomer of the Year and named first-team All-Louisiana ... Passed 281-for-450 at Tech, and had 27 TDs and eight INTs ... Played 29 games (21 starts) at Florida; passed 328-for-552 for 3411 yards, 23 TDs and 20 INTs ... Rushed for 972 net yards in college, despite stats deducting sack yardage from rushing.

**Personal:** Hometown is Oviedo, Fla. ... Attended Hagerty High School in Oviedo, Fla. ... As a HS senior, passed for 1819 yards and 15 TDs while rushing for 1333 with 20 TDs ... Named Maxwell Football Club National HS Player of the Year as a senior, and also named Gatorade Florida Player of the Year ... Earned masters degree in business administration from Louisiana Tech, after earning bachelors in sport management from Florida ... Brother, Jason, played QB at Florida Atlantic University from 2015-17 ... Married (wife Tarin) with a daughter, Jensen.

### JEFF DRISKEL'S STATISTICS

			PASSING											
YEAR	TEAM	G-S	ATT	CMP	CMP%	YDS	YDS/ATT	TD	TD%	INT	INT%	LG	SKD-YDS	RAT
2016	Cincinnati	0-0	DID NOT PLAY*											
2017	Cincinnati	0-0	DID NOT PLAY*											
2018	Cincinnati	9-5	176	105	59.7	1003	5.70	6	3.4	2	1.1	37	16-122	82.2
CAREER		9-5	176	105	59.7	1003	5.70	6	3.4	2	1.1	37	16-122	82.2

			RUSHING				RECEIVING				SCORING							
YEAR	TEAM		ATT	YDS	AVG	LG	TD	NO	YDS	AVG	LG	TD	TD	TD-R	TD-P	TD-Rt	2-PtC	PTS
2018	Cincinnati		25	130	5.2	27t	2	—	—	—	—	—	2	2	0	0	0	12
CAREER			25	130	5.2	27t	2	—	—	—	—	—	2	2	0	0	0	12

**ADDITIONAL STATISTICS:** Driskel passed for one two-point conversion in 2018.

**PASSING SINGLE-GAME HIGHS:** ATTEMPTS—37 (12-2-18 vs. Denver). COMPLETIONS—25 (12-2-18 vs. Denver). YARDS—236 (12-2-18 vs. Denver). TOUCHDOWNS—2 (12-23-18 at Cleveland). INTERCEPTIONS—1 (two times; most recently on 12-16-18 vs. Oakland). LONG—37 (11-11-18 vs. New Orleans). RATING (minimum 14 attempts)—123.4 (12-23-18 at Cleveland).

**RUSHING SINGLE-GAME HIGHS:** ATTEMPTS—7 (12-16-18 vs. Oakland). YARDS—35 (11-11-18 vs. New Orleans). LONG—27t (11-11-18 vs. New Orleans). TOUCHDOWNS—1 (two times; most recently on 11-25-18 vs. Cleveland).

\* NOTE: Driskel was inactive for 15 regular-season games and active/DNP for one regular-season game with Cincinnati in 2016. In 2017, he was on the Reserve/Injured list for 16 regular-season games

**2018 GAME-BY-GAME**

DATE	OPPONENT	PASSING								RUSHING				
		ATT	CMP	YDS	SKD-YDS	TD	LG	INT	RAT	ATT	YDS	AVG	LG	TD
9-9	at Indianapolis				DID NOT PLAY									
9-13	BALTIMORE				DID NOT PLAY									
9-23	at Carolina				DID NOT PLAY									
9-30	at Atlanta				DID NOT PLAY									
10-7	MIAMI				DID NOT PLAY									
10-14	PITTSBURGH				DID NOT PLAY									
10-21	at Kansas City	4	4	39	0-0	0	18	0	107.3	1	5	5.0	5	0
10-28	TAMPA BAY				DID NOT PLAY									
11-4	— BYE —													
11-11	NEW ORLEANS	3	2	45	0-0	0	37	0	109.7	2	35	17.5	27t	1
11-18	at Baltimore	0	0	0	0-0	0	—	0	—	0	0	—	—	0
11-25	CLEVELAND	29	17	155	1-12	1	28t	0	84.7	3	9	3.0	6	1
12-2	DENVER	37	25	236	4-34	1	30t	1	82.7	3	3	1.0	5	0
12-9	at L.A. Chargers	27	18	170	3-19	1	24	0	96.2	2	12	6.0	9	0
12-16	OAKLAND	33	14	130	1-7	1	27	1	51.3	7	32	4.6	15	0
12-23	at Cleveland	19	13	133	3-26	2	28	0	123.4	5	21	4.2	15	0
12-30	at Pittsburgh	24	12	95	4-24	0	15	0	60.2	2	13	6.5	12	0
TOTALS		176	105	1003	16-122	6	37	2	82.2	25	130	5.2	27t	2



## DUGAS, O'SHEA

G/OT #70

**Height:** 6-4  
**Weight:** 335  
**College:** Louisiana Tech  
**Experience:** Rookie in 2019

**2018 games-starts:** 0-0  
**Career games-starts:** 0-0  
**Born:** 9-22-96  
**Hometown:** Lafayette, La.  
**Acquired:** CFA'19

*A 2019 Bengals college free agent signee, Dugas brings experience, versatility and prototypical size (6-5, 330) to the Bengals' offensive line room ... Played in 49 career games over four seasons (2015-18) at Louisiana Tech, and saw action at both G and OT; Bengals will give him a look at both positions ... Blocked for three 1000-yard rushers at La Tech ... Touted by scouts for his athleticism; was state-champion wrestler in high school and also lettered in track and field.*

**Career transactions:** Signed as college free agent with Cincinnati on 5-10-19.

**College highlights:** Played four seasons (2015-18) at Louisiana Tech, and saw action in 49 career games ... Played both OT and G. **2018**—Played in 12 games (11 starts) ... Moved to OT prior to the season, and served as the team's No. 1 LT ... Earned first-team All-Conference USA honors. **2017**—Played in 10 games (nine starts), seeing action at LG ... Battled through injuries

for much of the season ... Second team All-Conference USA ... Contributed to blocking effort that helped RB Boston Scott to 1040 rushing yards. **2016**—Played in all 14 games (11 starts), seeing action at LG ... Second team All-Conference USA ... Contributed to blocking effort for RB Jarred Craft's 1074 rushing yards, and QB Ryan Higgins' 4617 passing yards and 41 TDs. **2015**—Played in all 13 games, with 12 starts at LG ... Earned Conference USA All-Freshman Team honors ... Contributed to blocking effort for RB Kenneth Dixon's 1070 rushing yards, and QB Jeff Driskel's 4033 passing yards.

**High school:** Attended Northside High School in Lafayette, La. ... Lettered in football, wrestling and track and field ... Won Louisiana high school state championship in wrestling as a junior.

**Personal:** Hometown is Lafayette, La. ... Graduated from Louisiana Tech in March 2019 with degree in sociology ... Last name is pronounced "DOO-gah."



## DUNLAP, CARLOS

**DE #96**

**Height:** 6-6  
**Weight:** 285  
**College:** Florida  
**Experience:** 10th-year player in 2019

**2018 games-starts:** 16-16**Career games-starts:** 134-97**Born:** 2-28-89**Hometown:** North Charleston, S.C.**Acquired:** D2'10

*An athletic 280-pounder with long arms, Dunlap is considered a gifted playmaker with statistics to bear it out ... Enters 2019 second in team history in sacks (72.5), behind DE Eddie Edwards (83.5) ... Second on team in sacks (eight) in 2018, with eight PDs, two FFs and a FR ... Bengals are 10-6 when Dunlap records more than one sack, including 7-1 since the beginning of '15 season ... Known for batting passes at the line, his 30 PDs between 2016-18 were the most in the NFL among non-defensive backs ... Led team in 2016 with 15 PDs, becoming the first Bengals defensive lineman to ever lead the team ... His career-best 13.5 sacks in 2015 were second-most in a season in team history, behind DE Coy Bacon's 22.0 in 1976 ... Career totals of 16 FFs, eight FRs, 48 PDs, four blocked FGs and three TDs scored ... Was Bengals' nominee for NFL's Walter Payton Man of the Year Award in 2015 and '18.*

**Career transactions:** Selected by Cincinnati in second round of 2010 NFL Draft (54th overall) ... Signed with Bengals on 7-28-10 ... Signed contract extension with Bengals on 7-16-13 ... Signed contract extension with Bengals on 8-28-18.

**2018 highlights:** Started all 16 games at LDE ... Second on team with eight sacks, and tied for second with eight TFLs ... Had eight PDs, which ranked fourth on the team behind three defensive backs ... Led Bengals' defensive line with 47 tackles, and added two FFs, and one FR ... On Sept. 9 at Indianapolis, his eight-yard sack of Colts QB Andrew Luck helped push FG attempt back to 55 yards, and the kick fell just feet short, giving Bengals good field position and setting up go-ahead TD drive ... On Sept. 13 vs. Baltimore, he hit QB Joe Flacco's arm as he attempted a pass, causing an INT on a deep throw ... On Oct. 7 vs. Miami, strip-sacked Dolphins QB Ryan Tannehill late in the fourth quarter, resulting in a fumble return for a TD by Bengals DE Sam Hubbard that put Bengals ahead 10 points with 2:37 remaining ... On Oct. 28 vs. Tampa Bay recorded two sacks of Buccaneers' QB Jameis Winston, his 16th career multi-sack game ... On Dec. 9 at L.A. Chargers, sacked QB Philip Rivers on third-and-one deep in Chargers territory, forcing a punt and giving the Bengals good field position to set up a TD drive ... Was Bengals' nominee for the 2018 Walter Payton NFL Man of the Year Award.

**Previous seasons:** **2010**—A Pro Football Weekly all-rookie team selection, Dunlap contested Detroit DT Ndamukong Suh for the league's rookie sacks title, posting Bengals rookie record of 9.5 ... Lost the rookie crown when Suh went to 10 with a zero-yard sack late in fourth quarter in Week 17 ... Dunlap eclipsed former Bengals rookie sack record of 8.5, set by DE Justin Smith in 2001 ... All of Dunlap's sacks came in last eight games, including 8.5 in last six games ... Became first rookie to lead team in sacks for season since 1990, when LB James Francis led with eight ... On Nov. 14 at Indianapolis, brought down Peyton Manning for first career sack. **2011**—His sack total dipped to 4.5, from 9.5 as a rookie, but despite missing four games he still led team in QB pressures (27) and had an impressive fumble return for key TD ... Missed Games 9 and 11-13 due to hamstring injury ... On Oct. 16 vs. Indianapolis, with Colts looking to erase a 20-17 Bengals lead in the fourth quarter, Dunlap scooped a Pierre Garcon fumble at the Colts 35 and ran for a game-clinching TD ... On Nov. 6 at Tennessee, had two sacks of Matt Hasselbeck, for 22 yards. **2012**—Began action in Game 3, after missing time in rehab from a preseason knee injury ... Named AFC Defensive Player of the Week for his performance Dec. 2 at San Diego, when he FFs on each of his two sacks, recovering one late in the game to help preserve win ... Had a 14-yard INT return for a TD to seal Dec. 30 win vs. Baltimore ... Tied for team lead in both FFs (four) and FRs (three) ... His seven combined fumbles forced and recovered led the team by three ... Had 27 QB pressures (second on team) and five TFLs ... On Sept. 23 at Washington, set up Bengals TD when he forced a fumble by Robert Griffin III and recovered it at Redskins 12 ... Four tackles in Wild Card playoff at Houston. **2013**—Played in all 16 games for first time in career, with 15 starts at LDE, and made first postseason start ... Logged 70 tackles, with 7.5 sacks (tied for team lead) ... His 10 PDs led D-line ... Led team in FFs (four) and QB pressures (34), and tied for second with seven TFLs ... On Sept. 29 at Cleveland, deflected 51-yard Billy Cundiff FG try ... Provided major momentum shift in win Oct. 20 at Detroit,

blocking 34-yard David Akers FG attempt late in second quarter to prevent Lions from making a third straight unanswered score, and offense responded with TD for 14-10 lead ... On Oct. 31 at Miami, ran down RB Lamar Miller after 41-yard gain to Bengals 11, forcing fumble that Cincinnati's Adam Jones recovered in end zone and returned 43 yards ... On Nov. 10 at Baltimore, had sacks of nine and eight yards against Joe Flacco ... On Dec. 22 vs. Minnesota, returned a Matt Cassel fumble 42 yards to Vikings four in first quarter, setting up a TD. **2014**—Started at LDE in Games 1-16 and in Wild Card playoff ... Led team in sacks (eight), TFLs (17), QB hits (27), FFs (two) and combined fumbles forced-and-recovered (three) ... Led D-line in tackles (66), a personal career first, and also led D-line in PDs (five) ... Had 10-yard sack of Matt Ryan on Sept. 14 vs. Atlanta, and credited with four total QB hits ... In shutout win Dec. 14 at Cleveland, tied for team lead with six tackles (two TFLs), including a seven-yard sack of Johnny Manziel ... Led line with four tackles (one TFL), including a five-yard sack of Peyton Manning, in playoff-clinching win Dec. 22 vs. Denver ... Two tackles and three QB hits in Wild Card playoff on 1-5-15 at Indianapolis. **2015**—Started at LDE in Games 1-16 and Wild Card playoff ... Led D-line in tackles (55) in regular season ... Led team in QB hits (31), ranked second in total TFLs (16), and had two blocked FGs ... Tied with 49ers' Quinton Dial for most blocked FGs in NFL ... His three sacks of Brock Osweiler on Dec. 28 at Denver were most by Bengal since LB Vincent Rey had three on 11-10-13 at Baltimore ... On Oct. 11 vs. Seattle, spurred comeback win by forcing Seahawk punts with a fourth-quarter solo sack of Russell Wilson and an overtime shared sack ... Totaled six QB hits vs. Seattle, the team season-high ... On Oct. 18 at Buffalo, had 1.5 sacks of E.J. Manuel ... On Nov. 5 vs. Cleveland, had two sacks of Johnny Manziel in fourth quarter, for 16 combined yards ... On Dec. 6 at Cleveland, logged a five-yard sack of Austin Davis, an eight-yard TFL, a FF (Bengals recovered) and a blocked a 47-yard FG attempt ... On Dec. 20 at San Francisco, earned AFC Special Teams Player of the Week award for a blocked FG that ended 49ers' last hope for a win ... In Wild Card playoff vs. Pittsburgh, his three tackles included a shared sack, and he had a PD and one additional QB hit. **2016**—Started at LDE in Games 1-16 ... Led D-line in tackles (49) ... Led team with 15 PDs; no defensive lineman had ever led the Bengals in PDs for a season previously ... His 15 PDs were five more than the second-place Bengal (CB Dre Kirkpatrick, 10), and he had seven more PDs than any other NFL defensive lineman ... The NFL players with more PDs than Dunlap's 15 were all cornerbacks; Dunlap's total was nine short of the league lead but only five short of third place ... On Sept. 29 vs. Miami, recorded two sacks, including one on which he forced a Ryan Tannehill fumble that Bengals recovered ... Also vs. Miami, deflected two Tannehill passes and totaled five tackles ... Had a sack-and-strip for the second straight game Oct. 9 at Dallas, forcing a Dak Prescott fumble that Bengals returned to their 41 in third quarter, and finished game with three total QB hits ... Deflected a Kevin Hogan pass that LB Vincent Rey intercepted on Oct. 23 vs. Cleveland, and also had a six-yard sack of Hogan plus two additional QB hits ... Two PDs Nov. 27 at Baltimore, including one deflection that LB Rey Mauluga intercepted, and also had a 10-yard third-down sack of Joe Flacco deep in Bengals territory, forcing Ravens to settle for FG ... Four PDs on Dec. 4 vs. Philadelphia (tied team high for the season), including one that LB Vontaze Burfict intercepted to stop a scoring threat ... Also vs. Philadelphia, had a shared sack, another QB hit and four tackles ... Forced a fumble by C.J. Fiedorowicz on Dec. 24 at Houston, running down the WR after a 12-yard completion, but Texans recovered ... One-yard sack of Joe Flacco on Jan. 1 vs. Baltimore. **2017**—Started all 16 games at LDE ... Finished second among defensive linemen in tackles (46), including 7.5 sacks and a team-leading 12 TFLs ... Added one INT, one FF, and seven PDs ... His sack and PD totals each ranked third on team ... Midway through the fourth quarter on Oct. 29 vs. Indianapolis, deflected and intercepted a pass by Colts QB Jacoby Brissett and returned it for a 16-yard TD and the final points in the Bengals' 24-23 victory; earned NFL's AFC Defensive Player of the Week for his performance vs. the Colts ... On Nov. 19 at Denver, recorded two sacks of Broncos QB Brock Osweiler, including one in final two minutes with Denver trailing by three points ... Sacked Ravens QB Joe Flacco on Dec. 31 in final minute with Bengals holding a one-score lead ... On Dec. 24 vs. Detroit, sacked Lions QB Matthew Stafford on third down to help end Lions' final drive.



**Pro Bowl participation:** Has been named to and played in two games ... Starter for victorious AFC in 2016 season game at Orlando ... In 2015 season game at Honolulu, had one tackle and one PD, playing for victorious Team Irvin.

**College:** Played three seasons (2007-09) at Florida, with totals of 84 tackles, 19.5 sacks, 26 TFLs, eight PDs and four blocked kicks ... Entered NFL Draft following his junior season ... Named Defensive MVP of 2008 season BCS national championship win over Oklahoma ... Helped Gators to 13-1 records in each of his last two seasons, including 51-24 Sugar Bowl victory over University of Cincinnati to close 2009 campaign.

**Personal:** Hometown is North Charleston, S.C. ... Attended Fort Dorchester High School, and closed his career ranked 15th on ESPN's Top 150 recruits list ... Has earned a bachelor's degree in business administration from Florida and a master's degree in business administration from Miami (Fla.) ... SEC Academic All-American in 2008 ... Selected to SEC Academic Honor Roll as a freshman ... Actively supports children in need in both South Carolina and Greater Cincinnati, through the Carlos Dunlap Foundation, with events including an annual football camp and holiday shopping trips ... Enjoys traveling and jet skiing ... Was named 'Mayor for a Day' in North Charleston on 3-13-09 ... Lists parents, Diane Ross and Carlos L. Dunlap Sr., as his greatest source of inspiration ... Was Bengals' team nominee for NFL Walter Payton Man of the Year Award in both 2015 and '18.

### CARLOS DUNLAP'S STATISTICS

			DEFENSE							INTERCEPTIONS					SCORING				
YEAR	TEAM	G-S	ST	AT	TT	SKS-YDS	PD	FF	FR-YDS	NO	YDS	AVG	LG	TD	TD	TD-IntRt	TD-FRRt	S	PTS
2010	Cincinnati	12-0	18	10	28	9.5-77.5	3	0	1-0	0	0	—	—	0	0	0	0	0	0
2011	Cincinnati	12-1	15	13	28	4.5-42	3	0	1-35	0	0	—	—	0	1	0	1	0	6
2012	Cincinnati	14-1	36	19	55	6-55	4	4	3-2	1	14	14.0	14t	1	1	1	0	0	6
2013	Cincinnati	16-15	45	25	70	7.5-40.5	10	4	1-42	0	0	—	—	0	0	0	0	0	0
2014	Cincinnati	16-16	40	26	66	8-49.5	5	2	1-0	0	0	—	—	0	0	0	0	0	0
2015	Cincinnati	16-16	37	18	55	13.5-91.5	1	2	1-21	0	0	—	—	0	0	0	0	0	0
2016	Cincinnati	16-16	30	19	49	8-45	15	3	0-0	0	0	—	—	0	0	0	0	0	0
2017	Cincinnati	16-16	35	11	46	7.5-41	7	1	0-0	1	16	16.0	16t	1	1	1	0	0	6
2018	Cincinnati	16-16	31	16	47	8-32	8	2	1-0	0	0	—	—	0	0	0	0	0	0
CAREER		134-97	287	157	444	72.5-474	56	18	9-100	2	30	15.0	16t	2	3	2	1	0	18

		SPECIAL TEAMS								KICKOFF RETURNS						PUNT RETURNS					
YEAR	TEAM	ST	AT	TT	FF	FR-YDS	BP	BFG	BXP	NO	YDS	AVG	FC	LG	TD	NO	YDS	AVG	FC	LG	TD
2013	Cincinnati	0	0	0	0	0-0	0	2	0	—	—	—	—	—	—	—	—	—	—	—	—
2015	Cincinnati	0	0	0	0	0-0	0	2	0	—	—	—	—	—	—	—	—	—	—	—	—
CAREER		0	0	0	0	0-0	0	4	0	—	—	—	—	—	—	—	—	—	—	—	—

### POSTSEASON

			DEFENSE							INTERCEPTIONS					SCORING				
YEAR	TEAM	G-S	ST	AT	TT	SKS-YDS	PD	FF	FR-YDS	NO	YDS	AVG	LG	TD	TD	TD-IntRt	TD-FRRt	S	PTS
2011	Cincinnati	1-0	1	2	3	0-0	0	0	0-0	—	—	—	—	—	—	—	—	—	—
2012	Cincinnati	1-0	2	2	4	0-0	0	0	0-0	—	—	—	—	—	—	—	—	—	—
2013	Cincinnati	1-1	4	1	5	0-0	0	0	0-0	—	—	—	—	—	—	—	—	—	—
2014	Cincinnati	1-1	1	1	2	0-0	0	0	0-0	—	—	—	—	—	—	—	—	—	—
2015	Cincinnati	1-1	1	2	3	0.5-5.5	1	0	0-0	—	—	—	—	—	—	—	—	—	—
CAREER		5-3	9	8	17	0.5-5.5	1	0	0-0	—	—	—	—	—	—	—	—	—	—

### 2018 GAME-BY-GAME

		DEFENSE								INTERCEPTIONS				
DATE	OPPONENT	ST	AT	TT	SKS-YDS	INT-YDS	PD	FF	FR-YDS	NO	YDS	AVG	LG	TD
9-9	at Indianapolis	2	0	2	1-8	0-0	1	0	0-0	—	—	—	—	—
9-13	BALTIMORE	1	0	1	0-0	0-0	3	0	0-0	—	—	—	—	—
9-23	at Carolina	4	2	6	1-3	0-0	1	1	0-0	—	—	—	—	—
9-30	at Atlanta	3	0	3	1-4	0-0	0	0	0-0	—	—	—	—	—
10-7	MIAMI	2	1	3	1-0	0-0	0	1	0-0	—	—	—	—	—
10-14	PITTSBURGH	2	2	4	0-0	0-0	0	0	0-0	—	—	—	—	—
10-21	at Kansas City	1	1	2	1-1	0-0	0	0	0-0	—	—	—	—	—
10-28	TAMPA BAY	4	1	5	2-6	0-0	0	0	0-0	—	—	—	—	—
11-4	— BYE —													
11-11	NEW ORLEANS	1	1	2	0-0	0-0	0	0	0-0	—	—	—	—	—
11-18	at Baltimore	2	1	3	0-0	0-0	0	0	0-0	—	—	—	—	—
11-25	CLEVELAND	2	2	4	0-0	0-0	0	0	0-0	—	—	—	—	—
12-2	DENVER	1	2	3	0-0	0-0	0	0	0-0	—	—	—	—	—
12-9	at L.A. Chargers	4	0	4	1-10	0-0	2	0	0-0	—	—	—	—	—
12-16	OAKLAND	0	1	1	0-0	0-0	0	0	1-0	—	—	—	—	—
12-23	at Cleveland	2	2	4	0-0	0-0	1	0	0-0	—	—	—	—	—
12-30	at Pittsburgh	0	0	0	0-0	0-0	0	0	0-0	—	—	—	—	—
TOTALS		31	16	47	8-32	0-0	8	2	1-0	—	—	—	—	—



## EIFERT, TYLER

**TE #85****Height:** 6-6**Weight:** 255**College:** Notre Dame**Experience:** 7th-year player in 2019**2018 games-starts:** 4-2**Career games-starts:** 43-33**Born:** 9-8-90**Hometown:** Fort Wayne, Ind.**Acquired:** D1'13

*Eifert looks to bounce back in 2019, after a serious right ankle injury suffered in Game 4 at Atlanta ended his 2018 campaign ... Has been limited to just 14 games in the past three seasons due to back and ankle injuries, but when healthy has proved to be among the top pass-catching TEs in the NFL ... Finished 2018 season with 15 catches for 179 yards and a TD in four games ... In 2017, was limited to just two games due to back injury, and finished season with four catches for 46 yards ... Had most productive season of career in 2015, when in 13 games he scored 13 TDs, the most ever by a Bengals TE and one short of the overall NFL lead.*

**Career transactions:** Selected by Cincinnati in first round of 2013 NFL Draft (21st overall) ... Signed with Bengals on 7-15-13 ... Bengals exercised the option to extend contract by one year through 2017 on 4-13-16 ... Re-signed as unrestricted free agent with Bengals on 3-17-18 ... Re-signed as unrestricted free agent with Bengals on 3-18-19.

**2018 highlights:** Played in Games 1-4, with starts at TE in Games 3-4 ... Suffered severe right ankle injury in Game 4 at Atlanta, and was placed on Reserve/Injured on Oct. 5 ... Finished season with 15 catches for 179 yards ... Had season-high six catches for 74 yards Sept. 23 at Carolina ... Scored only TD of the season Sept. 30 at Atlanta, on a 15-yard reception from QB Andy Dalton.

**Previous seasons:** **2013**—In NFL debut Sept. 8 at Chicago, on his 23rd birthday, caught five-for-47 ... Caught three-for-45 Oct. 20 at Detroit, scoring first NFL TD on 32-yard pass when he beat tight coverage and made catch while falling to ground in end zone ... Caught three-for-33 on Dec. 15 at Pittsburgh, with one-yard TD catch on fourth-and-goal play in fourth quarter ... Caught one-for-six on Dec. 22 vs. Minnesota before leaving game in first half with stinger, an injury that rendered him inactive for Game 16 and available for only three snaps in Wild Card playoff vs. San Diego. **2014**—Started at TE on Sept. 7 at Baltimore and had three catches for 37 yards in first quarter before suffering a dislocated elbow ... Was placed Sept. 10 on Reserve/Injured list ... Was designated for possible return but was not recalled, and then had surgery in mid-December as follow-up to preseason shoulder injury. **2015**—Played 13 games with 12 starts, and started in Wild Card playoff ... Inactive due to injuries for Games 12 and 14-15 ... His 13 TDs were most ever by a Bengals TE, surpassing previous mark of nine by Bob Trumpy (1969) and Rodney Holman (1989) ... Recipient of Bengals' 2015 Ed Block Courage Award, which honors players who "demonstrate commitment to the values of sportsmanship and courage" ... Tied Bengals record for TDs in a game by a TE (three) on Nov. 5 vs. Cleveland ... Led all receivers on Sept. 13 at Oakland in catches (nine) and yards (104), and had TD receptions of 13 and eight yards ... On Oct. 11 vs. Seattle, logged eight catches for 90 yards and two TDs, and he also had a diving, fingertip 25-yard reception late in fourth quarter to put the Bengals in position for FG that sent game to overtime ... On Nov. 5 vs. Cleveland, had five

catches for 53 yards and three TDs, tying Bob Trumpy's 1969 Bengals record for most TDs in a game by a TE ... Two TDs on Nov. 22 at Arizona, beating tight coverage for a three-yard score in the first quarter and adding a 10-yarder in the fourth ... Exited game on Dec. 13 vs. Pittsburgh in first quarter with concussion, after catching two-for-42 ... Closed regular season Jan. 3 vs. Baltimore with four catches for 51 yards, including 22-yard TD from AJ McCarron ... In Wild Card playoff vs. Pittsburgh, tied for team receptions lead (five), gaining 58 yards. **2016**—Played in Games 7-14 ... Missed preseason schedule, due to injury rehab (back), and inactive for Games 1-6, also due in part to back injury suffered after he returned to practice ... Inactive for Game 15 (back), and placed on Reserve/Injured list prior to Game 16 ... Logged 29 receptions for 394 yards, with five TDs ... Played 15 snaps in return to action Oct. 23 vs. Cleveland, with one reception for nine yards ... Caught nine-for-102 with a leaping grab for a 15-yard TD on Oct. 30 vs. Washington in London, and converted a pair of third downs ... On Nov. 14 at N.Y. Giants, led team in receiving yards (96), and his three catches included a career-long 71-yarder to set up a first-quarter TD, longest scrimmage gain of season for Bengals ... Caught five-for-68 on Nov. 27 at Baltimore, leading team in receiving yards, including three-yard TD ... Caught two passes for 25 yards Dec. 4 vs. Philadelphia, including diving grab in end zone for 13-yard TD ... TD catches of 14 and five yards Dec. 11 at Cleveland. **2017**—Played in two games, with one start ... Placed on Reserve/Injured list on Oct. 12 with back injury ... Finished season with four receptions for 46 yards ... Had 22-yard reception in final minute of second quarter on Sept. 14 vs. Houston that led to a Bengals FG.

**Pro Bowl participation:** Earned first Pro Bowl nod for 2015 season game at Honolulu, selected in the initial voting ... Had one catch for 11 yards, playing for victorious Team Irvin, but suffered ankle injury that required surgery and caused him to miss Games 1-6 of 2016.

**College:** Played four seasons (2009-12) at Notre Dame ... Started every game as junior and senior ... His 140 catches were tops all-time for TEs at school known for great TE talent ... Had 1840 career receiving yards, with 11 TDs ... Winner of 2012 John Mackey Award, given annually to nation's top college TE, and voted first-team All-American by Pro Football Weekly ... Averaged career-best 13.7 yards per catch in '12, helping lead Irish to BCS national championship game ... Selected as team's 2012 Offensive MVP, catching 50-for-685 with four TDs ... Team captain.

**Personal:** Hometown is Fort Wayne, Ind. ... Attended Bishop Dwenger High School, where as double-duty senior, he helped lead team to 14-1 record, catching 41-for-682 with 10 TDs and adding 97 tackles with four INTs (one for TD) ... Finance major at Notre Dame ... Father (Greg) and brother (Grady) played basketball at Purdue ... Enjoys hunting, golf and fishing ... Engaged (fiance Rachael) ... Last name is pronounced "EYE-fert."

### TYLER EIFERT'S STATISTICS

YEAR	TEAM	G-S	RECEIVING					RUSHING					SCORING					
			NO	YDS	AVG	LG	TD	ATT	YDS	AVG	LG	TD	TD	TD-R	TD-P	TD-Rt	2-PtC	PTS
2013	Cincinnati	15-15	39	445	11.4	61	2	—	—	—	—	—	2	0	2	0	0	12
2014	Cincinnati	1-1	3	37	12.3	20	0	—	—	—	—	—	0	0	0	0	0	0
2015	Cincinnati	13-12	52	615	11.8	31	13	—	—	—	—	—	13	0	13	0	0	78
2016	Cincinnati	8-2	29	394	13.6	71	5	—	—	—	—	—	5	0	5	0	0	30
2017	Cincinnati	2-1	4	46	11.5	22	0	—	—	—	—	—	0	0	0	0	0	0
2018	Cincinnati	4-2	15	179	11.9	29	1	—	—	—	—	—	1	0	1	0	0	6
CAREER		43-33	142	1716	12.1	71	21	—	—	—	—	—	21	0	21	0	0	126

**RECEIVING SINGLE-GAME HIGHS:** RECEPTIONS—9 (two times; most recently on 10-30-16 vs. Washington in London). YARDS—104 (9-13-15 at Oakland). LONG—71 (11-14-16 at N.Y. Giants). TOUCHDOWNS—3 (11-5-15 vs. Cleveland).

**POSTSEASON**

YEAR	TEAM	G-S	RECEIVING					RUSHING					SCORING					
			NO	YDS	AVG	LG	TD	ATT	YDS	AVG	LG	TD	TD	TD-R	TD-P	TD-Rt	2-PtC	PTS
2013	Cincinnati	1-0	0	0	—	—	0	—	—	—	—	—	—	—	—	—	—	—
2014	Cincinnati	0-0	DID NOT PLAY*					DID NOT PLAY*					DID NOT PLAY*					
2015	Cincinnati	1-1	5	58	11.6	18	0	—	—	—	—	—	—	—	—	—	—	—
CAREER		2-1	5	58	11.6	18	0	—	—	—	—	—	—	—	—	—	—	—

\* NOTE: Eifert was on the Reserve/Injured list (designated for return) for one postseason game with Cincinnati in 2014.

**CAREER GAME-BY-GAME**

		RECEIVING					RUSHING					
DATE	OPPONENT	NO	YDS	AVG	LG	TD	ATT	YDS	AVG	LG	TD	
2013 / CINCINNATI												
9-8	at Chicago	5	47	9.4	17	0	—	—	—	—	—	
9-16	PITTSBURGH	3	66	22.0	61	0	—	—	—	—	—	
9-22	GREEN BAY	1	7	7.0	7	0	—	—	—	—	—	
9-29	at Cleveland	3	39	13.0	29	0	—	—	—	—	—	
10-6	NEW ENGLAND	5	53	10.6	22	0	—	—	—	—	—	
10-13	at Buffalo	2	13	6.5	10	0	—	—	—	—	—	
10-20	at Detroit	3	45	15.0	32t	1	—	—	—	—	—	
10-27	N.Y. JETS	2	23	11.5	16	0	—	—	—	—	—	
10-31	at Miami	3	14	4.7	5	0	—	—	—	—	—	
11-10	at Baltimore	3	55	18.3	40	0	—	—	—	—	—	
11-17	CLEVELAND	1	15	15.0	15	0	—	—	—	—	—	
11-24	— BYE —											
12-1	at San Diego	1	9	9.0	9	0	—	—	—	—	—	
12-8	INDIANAPOLIS	3	20	6.7	11	0	—	—	—	—	—	
12-15	at Pittsburgh	3	33	11.0	19	1	—	—	—	—	—	
12-22	MINNESOTA	1	6	6.0	6	0	—	—	—	—	—	
12-29	BALTIMORE			INACTIVE				INACTIVE				
Postseason												
1-5	SAN DIEGO	0	0	—	—	0	—	—	—	—	—	
2014 / CINCINNATI												
9-7	at Baltimore	3	37	12.3	20	0	—	—	—	—	—	
9-14	ATLANTA	RESERVE / INJURED (DESIGNATED FOR RETURN)						RESERVE / INJURED (DFR)				
9-21	TENNESSEE	RESERVE / INJURED (DESIGNATED FOR RETURN)						RESERVE / INJURED (DFR)				
9-28	— BYE —											
10-5	at New England	RESERVE / INJURED (DESIGNATED FOR RETURN)						RESERVE / INJURED (DFR)				
10-12	CAROLINA	RESERVE / INJURED (DESIGNATED FOR RETURN)						RESERVE / INJURED (DFR)				
10-19	at Indianapolis	RESERVE / INJURED (DESIGNATED FOR RETURN)						RESERVE / INJURED (DFR)				
10-26	BALTIMORE	RESERVE / INJURED (DESIGNATED FOR RETURN)						RESERVE / INJURED (DFR)				
11-2	JACKSONVILLE	RESERVE / INJURED (DESIGNATED FOR RETURN)						RESERVE / INJURED (DFR)				
11-6	CLEVELAND	RESERVE / INJURED (DESIGNATED FOR RETURN)						RESERVE / INJURED (DFR)				
11-16	at New Orleans	RESERVE / INJURED (DESIGNATED FOR RETURN)						RESERVE / INJURED (DFR)				
11-23	at Houston	RESERVE / INJURED (DESIGNATED FOR RETURN)						RESERVE / INJURED (DFR)				
11-30	at Tampa Bay	RESERVE / INJURED (DESIGNATED FOR RETURN)						RESERVE / INJURED (DFR)				
12-7	PITTSBURGH	RESERVE / INJURED (DESIGNATED FOR RETURN)						RESERVE / INJURED (DFR)				
12-14	at Cleveland	RESERVE / INJURED (DESIGNATED FOR RETURN)						RESERVE / INJURED (DFR)				
12-22	DENVER	RESERVE / INJURED (DESIGNATED FOR RETURN)						RESERVE / INJURED (DFR)				
12-28	at Pittsburgh	RESERVE / INJURED (DESIGNATED FOR RETURN)						RESERVE / INJURED (DFR)				
Postseason												
1-4	at Indianapolis	RESERVE / INJURED (DESIGNATED FOR RETURN)						RESERVE / INJURED (DFR)				
2015 / CINCINNATI												
9-13	at Oakland	9	104	11.6	31	2	—	—	—	—	—	
9-20	SAN DIEGO	4	49	12.3	15	1	—	—	—	—	—	
9-27	at Baltimore	0	0	—	—	0	—	—	—	—	—	
10-4	KANSAS CITY	3	69	23.0	30	0	—	—	—	—	—	
10-11	SEATTLE	8	90	11.3	25	2	—	—	—	—	—	
10-18	at Buffalo	4	30	7.5	15	1	—	—	—	—	—	
10-25	— BYE —											
11-1	at Pittsburgh	4	39	9.8	23	0	—	—	—	—	—	
11-5	CLEVELAND	5	53	10.6	19t	3	—	—	—	—	—	
11-16	HOUSTON	3	26	8.7	14	0	—	—	—	—	—	
11-22	at Arizona	3	22	7.3	10t	2	—	—	—	—	—	
11-29	ST. LOUIS	3	40	13.3	22t	1	—	—	—	—	—	
12-6	at Cleveland			INACTIVE				INACTIVE				
12-13	PITTSBURGH	2	42	21.0	24	0	—	—	—	—	—	
12-20	at San Francisco			INACTIVE				INACTIVE				
12-28	at Denver			INACTIVE				INACTIVE				
1-3	BALTIMORE	4	51	12.8	22t	1	—	—	—	—	—	
Postseason												
1-9	PITTSBURGH	5	58	11.6	18	0	—	—	—	—	—	

		RECEIVING					RUSHING				
DATE	OPPONENT	NO	YDS	AVG	LG	TD	ATT	YDS	AVG	LG	TD
2016 / CINCINNATI											
9-11	at N.Y. Jets			INACTIVE					INACTIVE		
9-18	at Pittsburgh			INACTIVE					INACTIVE		
9-25	DENVER			INACTIVE					INACTIVE		
9-29	MIAMI			INACTIVE					INACTIVE		
10-9	at Dallas			INACTIVE					INACTIVE		
10-16	at New England			INACTIVE					INACTIVE		
10-23	CLEVELAND	1	9	9.0	9	0	—	—	—	—	—
10-30	WASHINGTON	9	102	11.3	22	1	—	—	—	—	—
11-6	— BYE —										
11-14	at N.Y. Giants	3	96	32.0	71	0	—	—	—	—	—
11-20	BUFFALO	3	37	12.3	21	0	—	—	—	—	—
11-27	at Baltimore	5	68	13.6	25	1	—	—	—	—	—
12-4	PHILADELPHIA	2	25	12.5	13t	1	—	—	—	—	—
12-11	at Cleveland	5	48	9.6	14t	2	—	—	—	—	—
12-18	PITTSBURGH	1	9	9.9	9	0	—	—	—	—	—
12-24	at Houston			INACTIVE					INACTIVE		
1-1	BALTIMORE			RESERVE / INJURED					RESERVE / INJURED		
2017 / CINCINNATI											
9-10	BALTIMORE	1	4	4.0	4	0	—	—	—	—	—
9-14	HOUSTON	3	42	14.0	22	0	—	—	—	—	—
9-24	at Green Bay			INACTIVE					INACTIVE		
10-1	at Cleveland			INACTIVE					INACTIVE		
10-8	BUFFALO			INACTIVE					INACTIVE		
10-15	— BYE —										
10-22	at Pittsburgh			RESERVE / INJURED					RESERVE / INJURED		
10-29	INDIANAPOLIS			RESERVE / INJURED					RESERVE / INJURED		
11-5	at Jacksonville			RESERVE / INJURED					RESERVE / INJURED		
11-12	at Tennessee			RESERVE / INJURED					RESERVE / INJURED		
11-19	at Denver			RESERVE / INJURED					RESERVE / INJURED		
11-26	CLEVELAND			RESERVE / INJURED					RESERVE / INJURED		
12-4	PITTSBURGH			RESERVE / INJURED					RESERVE / INJURED		
12-10	CHICAGO			RESERVE / INJURED					RESERVE / INJURED		
12-17	at Minnesota			RESERVE / INJURED					RESERVE / INJURED		
12-24	DETROIT			RESERVE / INJURED					RESERVE / INJURED		
12-31	at Baltimore			RESERVE / INJURED					RESERVE / INJURED		
2018 / CINCINNATI											
9-9	at Indianapolis	3	44	14.7	29	0	—	—	—	—	—
9-13	BALTIMORE	2	23	11.5	16	0	—	—	—	—	—
9-23	at Carolina	6	74	12.3	20	0	—	—	—	—	—
9-30	at Atlanta	4	38	9.5	15t	1	—	—	—	—	—
10-7	MIAMI			RESERVE / INJURED					RESERVE / INJURED		
10-14	PITTSBURGH			RESERVE / INJURED					RESERVE / INJURED		
10-21	at Kansas City			RESERVE / INJURED					RESERVE / INJURED		
10-28	TAMPA BAY			RESERVE / INJURED					RESERVE / INJURED		
11-4	— BYE —										
11-11	NEW ORLEANS			RESERVE / INJURED					RESERVE / INJURED		
11-18	at Baltimore			RESERVE / INJURED					RESERVE / INJURED		
11-25	CLEVELAND			RESERVE / INJURED					RESERVE / INJURED		
12-2	DENVER			RESERVE / INJURED					RESERVE / INJURED		
12-9	at L.A. Chargers			RESERVE / INJURED					RESERVE / INJURED		
12-16	OAKLAND			RESERVE / INJURED					RESERVE / INJURED		
12-23	at Cleveland			RESERVE / INJURED					RESERVE / INJURED		
12-30	at Pittsburgh			RESERVE / INJURED					RESERVE / INJURED		





## ELLIS, JORDAN

**HB #31**

**Height:** 5-10  
**Weight:** 225  
**College:** Virginia  
**Experience:** Rookie in 2019

**2018 games-starts:** 0-0  
**Career games-starts:** 0-0  
**Born:** 3-22-96  
**Hometown:** Atlanta, Ga.  
**Acquired:** CFA'19

*A 2019 Bengals college free agent signee, Ellis features a sturdy build (5-10, 229) and is coming off of a productive career at Virginia ... Spent five seasons (2014-18) at Virginia, with a redshirt year in '14, and was the Cavaliers' featured RB his final two seasons ... Totaled 468 career rushes for 1997 yards and 19 TDs.*

**Career transactions:** Signed as college free agent with Cincinnati on 5-10-19.

**College highlights:** Spent five seasons (2014-18) at Virginia, with a redshirt season in '14, and was the Cavaliers' featured RB his final two seasons ... Played in 46 career games ... Career totals of 468 rushes, 1997 yards and 19 TDs, along with 29 catches, 206 receiving yards and one TD. **2018**—Played in 13 games, with 12 starts ... Totaled 215 rushes for 1026 yards and 10 TDs ... Became only the 15th UVA player ever to break the 1000-yard rushing mark ... Posted career-highs in rushing yards (171) and TDs (three) against Ohio, and had a career-long rush of 75 yards ... Rushed for 106 yards and a TD in the Belk

Bowl against South Carolina, and his 26 rushing attempts in the game set a UVA bowl record. **2017**—Started all 13 games ... Rushed 215 times for 836 yards and six TDs ... Also posted career-highs in receptions (22) and receiving yards (137) ... Notched first career 100-yard rushing game, with 136 yards on 27 carries against North Carolina. **2016**—Played in all 12 games as a reserve ... Rushed 14 times for 61 yards and a TD. **2015**—Played in nine games ... Rushed nine times for 24 yards and two TDs ... Rushed for a 39-yard TD on his first collegiate carry, in game against William & Mary ... Scored game-clinching, three-yard TD in OT win over Syracuse. **2014**—Did not play (redshirt).

**High school:** Attended Peachtree Ridge High School in Suwanee, Ga. ... As a senior, rushed for 1677 yards and 30 TDs, and was named the Atlanta Journal-Constitution's Gwinnett County Offensive Player of the Year ... Also named to the AJC's all-state team.

**Personal:** Hometown is Suwanee, Ga. (outside Atlanta) ... Graduated from Virginia with degree in American studies.



## ERICKSON, ALEX

**WR #12****Height:** 6-0**Weight:** 195**College:** Wisconsin**Experience:** 4th-year player in 2019**2018 games-starts:** 16-6**Career games-starts:** 48-6**Born:** 11-6-92**Hometown:** Darlington, Wis.**Acquired:** CFA'16

Erickson has held Bengals' No. 1 PR and KOR positions since joining the team as a CFA in 2016 ... Averaged 26.2 yards on kickoff returns in 2018, and his 1049 kickoff return yards were second-most in the NFL ... Also averaged career-best 10.6 yards per punt return ... Started six games at WR last season, and caught 20 passes for 167 yards ... Also saw brief action at RB in Game 4 at Atlanta, after injuries to Bengals' regular RBs (one rush for eight yards) ... Has played in all 48 possible games since entering NFL in 2016 ... As a rookie in 2016, posted AFC-best 27.9-yard average (second-best in team history) ... Joined Wisconsin football as a walk-on and led team in catches in each of his final two seasons.

**Career transactions:** Signed with Cincinnati as a college free agent on 5-6-16 ... Signed contract extension with Bengals on 9-8-18.

**2018 highlights:** Played in 16 games, with six starts ... Was primary returner on punts and kickoffs ... Averaged 10.6 yards on punt returns and 26.2 yards on kickoff returns ... Finished second in NFL in kickoff return yards (1049) ... Totaled 20 receptions for 167 yards, and three rushes for 22 yards ... Saw brief action as emergency RB in Game 4 at Atlanta, after Bengals' regular RBs were injured ... Had season-long 38-yard punt return Nov. 18 at Baltimore ... On Dec. 16 vs. Oakland, recorded season-high 77-yard kickoff return in fourth quarter that led to game-sealing Bengals TD.

**Previous seasons: 2016**—Played all 16 games ... Was the only CFA to make Bengals' season-opening roster ... His 27.9 KOR average trailed only Minnesota's Cordarrelle Patterson (31.7) in the NFL, and he was more than five yards better than the second-place AFC qualifier, former Bengal Brandon Tate of Buffalo at 22.8 ... Had three returns of 65 or more yards, a season-first in Bengals annals (65-yarder on Oct. 30 vs. Washington, an 84-yarder on Nov. 14 at the N.Y. Giants and a 72-yarder on Dec. 18 vs. Pittsburgh) ... In addition to his

KORs, had 28 punt returns for 7.0 average, plus six receptions for 71 yards ... Caught first career pass Sept. 18 at Pittsburgh, a 20-yarder that converted a third down to keep a Bengals FG drive alive ... On Oct. 30 vs. Washington in London, his 65-yard KOR to Redskins' 36 set up a first-quarter TD ... Set up a TD with an 84-yard KOR to open second half Nov. 14 at N.Y. Giants longest Bengals KOR since 2009 ... On Dec. 11 at Cleveland, had 16-yard catch, three punt returns for 15.7 average and three KORs for 17.7 average ... On Dec. 18 vs. Pittsburgh, had 72-yard KOR and finished with 33.2 average on five returns. **2017**—Played in all 16 games (no starts) ... Was primary returner on punts and kickoffs ... Averaged 7.1 yards on punt returns and 20.7 yards on kickoff returns ... Had 12 receptions for 180 yards and one TD ... Added five rushes for 16 yards ... On Sept. 14 vs. Houston, recorded season-highs in receptions (four) and yards (62) ... Had lone TD reception on Nov. 19 at Denver — a 29-yarder that gave Cincinnati a first-half lead.

**College:** Played three seasons (2013-15) at Wisconsin, with a redshirt year in 2012 ... Saw action in 40 games (28 starts) ... Redshirted in 2012 after joining the program late as a walk-on ... In 2015, helped lead team to 10-3 season with Holiday Bowl win over USC, logging team-high 77 catches (second-most in school history) for 978 yards ... Also had 111 rushing yards in '15, on just seven attempts ... In 2014, had 55 catches for 772 yards and three TDs, helping team to 11-3 season that closed with Outback Bowl win over Auburn.

**Personal:** Hometown is Darlington, Wis. ... Attended Darlington High School, where as a QB he rushed for 3856 yards and 57 TDs while passing for 3648 and 37 TDs ... Also played DB in HS, logging 14 INTs and 170 tackles ... Was named Small School Player of the Year as a HS senior by Wisconsin State Journal ... Three-time HS all-state selection in basketball; also earned four letters in track and field ... Graduated from Wisconsin in Dec. 2015 with agricultural business management degree ... Married (wife Kelsi) ... Hobbies include golf.

### ALEX ERICKSON'S STATISTICS

			RECEIVING					RUSHING					SCORING					
YEAR	TEAM	G-S	NO	YDS	AVG	LG	TD	ATT	YDS	AVG	LG	TD	TD	TD-R	TD-P	TD-Rt	2-PtC	PTS
2016	Cincinnati	16-0	6	71	11.8	20	0	0	0	—	—	0	0	0	0	0	0	0
2017	Cincinnati	16-0	12	180	15.0	37	1	5	16	3.2	14	0	1	0	1	0	0	6
2018	Cincinnati	16-6	20	167	8.4	28	0	3	22	7.3	14	0	0	0	0	0	0	0
CAREER		48-6	38	418	11.0	37	1	8	38	4.8	14	0	1	0	1	0	0	6

		SPECIAL TEAMS								KICKOFF RETURNS						PUNT RETURNS					
YEAR	TEAM	ST	AT	TT	FF	FR-YDS	BP	BFG	BXP	NO	YDS	AVG	FC	LG	TD	NO	YDS	AVG	FC	LG	TD
2016	Cincinnati	0	0	0	0	0-0	0	0	0	29	810	27.9	0	84	0	28	195	7.0	19	24	0
2017	Cincinnati	2	0	2	0	0-0	0	0	0	32	663	20.7	0	41	0	39	278	7.1	19	29	0
2018	Cincinnati	2	0	2	0	0-0	0	0	0	40	1049	26.2	0	77	0	20	212	10.6	20	38	0
CAREER		4	0	4	0	0-0	0	0	0	101	2522	25.0	0	84	0	87	685	7.9	58	38	0

**ADDITIONAL STATISTICS:** One tackle (solo) on defense in 2017.

**RECEIVING SINGLE-GAME HIGHS:** RECEPTIONS—6 (12-30-18 at Pittsburgh). YARDS—63 (12-30-18 at Pittsburgh). LONG—37 (9-14-17 vs. Houston). TOUCHDOWNS—1 (11-19-17 at Denver).

**RUSHING SINGLE-GAME HIGHS:** ATTEMPTS—2 (11-12-17 at Tennessee). YARDS—14 (two times; most recently on 12-9-18 at L.A. Chargers). LONG—14 (two times; most recently on 12-9-18 at L.A. Chargers). TOUCHDOWNS—(none).

**KICKOFF RETURN SINGLE-GAME HIGHS:** RETURNS—6 (two times; most recently on 12-9-18 at L.A. Chargers). YARDS—168 (12-16-18 vs. Oakland). LONG—84 (11-14-16 at N.Y. Giants). TOUCHDOWNS—(none).

**PUNT RETURN SINGLE-GAME HIGHS:** RETURNS—6 (12-24-16 at Houston). YARDS—57 (two times; most recently on 11-25-18 vs. Cleveland). LONG—38 (11-18-18 at Baltimore). TOUCHDOWNS—(none).

**2018 GAME-BY-GAME**

		RECEIVING					RUSHING				
DATE	OPPONENT	NO	YDS	AVG	LG	TD	ATT	YDS	AVG	LG	TD
9-9	at Indianapolis	0	0	—	—	0	0	0	—	—	0
9-13	BALTIMORE	0	0	—	—	0	0	0	—	—	0
9-23	at Carolina	0	0	—	—	0	0	0	—	—	0
9-30	at Atlanta	1	8	8.0	8	0	1	8	8.0	8	0
10-7	MIAMI	3	24	8.0	10	0	0	0	—	—	0
10-14	PITTSBURGH	2	8	4.0	6	0	0	0	—	—	0
10-21	at Kansas City	1	-1	-1.0	-1	0	0	0	—	—	0
10-28	TAMPA BAY	1	5	5.0	5	0	0	0	—	—	0
11-4	— BYE —										
11-11	NEW ORLEANS	0	0	—	—	0	0	0	—	—	0
11-18	at Baltimore	0	0	—	—	0	0	0	—	—	0
11-25	CLEVELAND	0	0	—	—	0	0	0	—	—	0
12-2	DENVER	1	2	2.0	2	0	1	0	—	—	0
12-9	at L.A. Chargers	0	0	—	—	0	1	14	14.0	14	0
12-16	OAKLAND	3	23	7.7	11	0	0	0	—	—	0
12-23	at Cleveland	2	35	17.5	28	0	0	0	—	—	0
12-30	at Pittsburgh	6	63	10.5	13	0	0	0	—	—	0
TOTALS		20	167	8.4	28	0	3	22	7.3	14	0

		SPECIAL TEAMS								KICKOFF RETURNS						PUNT RETURNS					
DATE	OPPONENT	ST	AT	TT	FF	FR-YDS	BP	BFG	BXP	NO	YDS	AVG	FC	LG	TD	NO	YDS	AVG	FC	LG	TD
9-9	at Indianapolis	0	0	0	0	0-0	0	0	0	1	28	28.0	0	28	0	1	-1	-1.0	1	-1	0
9-13	BALTIMORE	0	0	0	0	0-0	0	0	0	2	45	22.5	0	25	0	0	0	—	0	—	0
9-23	at Carolina	0	0	0	0	0-0	0	0	0	0	0	—	0	—	0	1	9	9.0	3	9	0
9-30	at Atlanta	0	0	0	0	0-0	0	0	0	2	82	41.0	0	47	0	1	13	13.0	0	13	0
10-7	MIAMI	0	0	0	0	0-0	0	0	0	0	0	—	0	—	0	2	19	9.5	3	13	0
10-14	PITTSBURGH	0	0	0	0	0-0	0	0	0	3	122	40.7	0	51	0	1	6	6.0	2	6	0
10-21	at Kansas City	0	0	0	0	0-0	0	0	0	3	65	21.7	0	28	0	0	0	—	0	—	0
10-28	TAMPA BAY	0	0	0	0	0-0	0	0	0	2	31	15.5	0	21	0	2	29	14.5	1	17	0
11-4	— BYE —																				
11-11	NEW ORLEANS	0	0	0	0	0-0	0	0	0	5	110	22.0	0	32	0	0	0	—	0	—	0
11-18	at Baltimore	0	0	0	0	0-0	0	0	0	2	35	17.5	0	18	0	2	46	23.0	1	38	0
11-25	CLEVELAND	0	0	0	0	0-0	0	0	0	2	49	24.5	0	33	0	3	57	19.0	0	33	0
12-2	DENVER	2	0	2	0	0-0	0	0	0	1	29	29.0	0	29	0	2	4	2.0	2	4	0
12-9	at L.A. Chargers	0	0	0	0	0-0	0	0	0	6	121	20.2	0	26	0	2	23	11.5	0	14	0
12-16	OAKLAND	0	0	0	0	0-0	0	0	0	4	168	42.0	0	77	0	1	4	4.0	4	4	0
12-23	at Cleveland	0	0	0	0	0-0	0	0	0	3	77	25.7	0	33	0	1	2	2.0	1	2	0
12-30	at Pittsburgh	0	0	0	0	0-0	0	0	0	4	87	21.8	0	26	0	1	1	1.0	2	1	0
TOTALS		2	0	2	0	0-0	0	0	0	40	1049	26.2	0	77	0	20	212	10.6	20	38	0



## EVANS, JORDAN

**LB #50****Height:** 6-3**Weight:** 242**College:** Oklahoma**Experience:** 3rd-year player in 2019**2018 games-starts:** 14-5**Career games-starts:** 29-9**Born:** 1-27-95**Hometown:** Norman, Okla.**Acquired:** D6a'17

Originally a 2017 sixth-round Bengals draft choice, Evans in '19 enters his third season in Cincinnati and looks to continue to expand his role in the LB rotation ... Played in 14 games (five starts) in 2018, seeing action on 45.2 percent of Bengals' defensive snaps, and totaled 59 tackles (fifth on team), 1.5 sacks, an INT and three PDs ... Missed final two games due to ankle injury suffered in Game 14 vs. Oakland ... As a rookie in 2017, saw his playing time increase as season progressed, and started four games late in the year after injuries hit Cincinnati's starting LBs.

**Career transactions:** Selected by Cincinnati in sixth round of 2017 NFL Draft (193rd overall) ... Signed with Bengals on 5-15-17.

**2018 highlights:** Played in 14 games, with five starts ... Suffered left ankle injury in Game 14 vs. Oakland, and was inactive for Game 15 and placed on Reserve/Injured list on Dec. 28, two days prior to season finale ... Finished season with 59 tackles on defense, including 1.5 sacks, three PDs and one INT ... Saw time on 45.2 percent of defensive snaps ... Also had two special teams tackles ... Recorded season-high 11 tackles Oct. 28 vs. Tampa Bay, including 1.5 sacks (first career sack), and intercepted Buccaneers' QB Jameis Winston (first career INT).

**Previous seasons: 2017**—Played in 15 games, with four starts ... Inactive on Oct. 1 at Cleveland with a hamstring injury ... All four starts came in last five weeks of season while filling in for various injured starters ... Led all rookies in tackles (33) and added two PDs ... Had five special teams tackles ... Had season-high 10 tackles on Dec. 10 vs. Chicago, including two TFLs.

**College:** Played four seasons (2013-16) at Oklahoma, and totaled 286 tackles, including 22 TFLs, with 3.5 sacks, five INTs, four FFs and three FRs ... As a senior, earned first-team All-Big 12 honors (coaches and AP) after totaling 98 tackles, including 10 TFLs, 2.5 sacks, four INTs (two returned for TDs), one FF, one FR and eight pass breakups.

**Personal:** Hometown is Norman, Okla. ... Attended Norman North High School in Norman, Okla. ... Totaled 94 tackles, nine sacks, two FFs and a FR as a HS senior ... Also excelled as a return specialist, with four career kickoff-return TDs and two punt-return TDs ... Majored in Arts and Sciences Planned Program at Oklahoma ... Named First-Team Academic All-Big 12 in 2014 and received second-team honors in '15 ... Father, Scott, was three-time all-conference defensive tackle at Oklahoma (1988-90) ... Scott Evans also grew up in Cincinnati before moving to Oklahoma in middle school.

### JORDAN EVANS' STATISTICS

			DEFENSE							INTERCEPTIONS						SCORING					
YEAR	TEAM	G-S	ST	AT	TT	SKS-YDS	PD	FF	FR-YDS	NO	YDS	AVG	LG	TD	TD	TD-IntRt	TD-FRRt	S	PTS		
2017	Cincinnati	15-4	24	9	33	0-0	2	0	0-0	0	0	—	—	0	—	—	—	—	—		
2018	Cincinnati	14-5	38	21	59	1.5-0	3	0	0-0	1	7	7.0	7	0	—	—	—	—	—		
CAREER		29-9	62	30	92	1.5-0	5	0	0-0	1	7	7.0	7	0	—	—	—	—	—		
		SPECIAL TEAMS								KICKOFF RETURNS						PUNT RETURNS					
YEAR	TEAM	ST	AT	TT	FF	FR-YDS	BP	BFG	BXP	NO	YDS	AVG	FC	LG	TD	NO	YDS	AVG	FC	LG	TD
2017	Cincinnati	3	2	5	0	0-0	0	0	0	—	—	—	—	—	—	—	—	—	—	—	—
2018	Cincinnati	2	0	2	0	0-0	0	0	0	—	—	—	—	—	—	—	—	—	—	—	—
CAREER		5	2	7	0	0-0	0	0	0	—	—	—	—	—	—	—	—	—	—	—	—

### 2018 GAME-BY-GAME

		DEFENSE									INTERCEPTIONS					
DATE	OPPONENT	ST	AT	TT	SKS-YDS	INT-YDS	PD	FF	FR-YDS		NO	YDS	AVG	LG	TD	
9-9	at Indianapolis	2	1	3	0-0	0-0	0	0	0-0		0	0	—	—	0	
9-13	BALTIMORE	4	2	6	0-0	0-0	0	0	0-0		0	0	—	—	0	
9-23	at Carolina	1	2	3	0-0	0-0	0	0	0-0		0	0	—	—	0	
9-30	at Atlanta	2	1	3	0-0	0-0	0	0	0-0		0	0	—	—	0	
10-7	MIAMI	1	0	1	0-0	0-0	0	0	0-0		0	0	—	—	0	
10-14	PITTSBURGH	1	1	2	0-0	0-0	0	0	0-0		0	0	—	—	0	
10-21	at Kansas City	4	2	6	0-0	0-0	0	0	0-0		0	0	—	—	0	
10-28	TAMPA BAY	7	4	11	1.5-0	1-7	1	0	0-0		1	7	7.0	7	0	
11-4	— BYE —															
11-11	NEW ORLEANS	5	3	8	0-0	0-0	0	0	0-0		0	0	—	—	0	
11-18	at Baltimore	2	0	2	0-0	0-0	1	0	0-0		0	0	—	—	0	
11-25	CLEVELAND	3	3	6	0-0	0-0	0	0	0-0		0	0	—	—	0	
12-2	DENVER	3	2	5	0-0	0-0	1	0	0-0		0	0	—	—	0	
12-9	at L.A. Chargers	3	0	3	0-0	0-0	0	0	0-0		0	0	—	—	0	
12-16	OAKLAND	0	0	0	0-0	0-0	0	0	0-0		0	0	—	—	0	
12-23	at Cleveland				INACTIVE						INACTIVE					
12-30	at Pittsburgh				INACTIVE						INACTIVE					
TOTALS		38	21	59	1.5-0	1-7	3	0	0-0		1	7	7.0	7	0	



DATE	OPPONENT	SPECIAL TEAMS								KICKOFF RETURNS							PUNT RETURNS						
		ST	AT	TT	FF	FR-YDS	BP	BFG	BXP	NO	YDS	AVG	FC	LG	TD		NO	YDS	AVG	FC	LG	TD	
9-9	at Indianapolis	0	0	0	0	0-0	0	0	0	—	—	—	—	—	—		—	—	—	—	—	—	
9-13	BALTIMORE	0	0	0	0	0-0	0	0	0	—	—	—	—	—	—		—	—	—	—	—	—	
9-23	at Carolina	0	0	0	0	0-0	0	0	0	—	—	—	—	—	—		—	—	—	—	—	—	
9-30	at Atlanta	0	0	0	0	0-0	0	0	0	—	—	—	—	—	—		—	—	—	—	—	—	
10-7	MIAMI	0	0	0	0	0-0	0	0	0	—	—	—	—	—	—		—	—	—	—	—	—	
10-14	PITTSBURGH	1	0	1	0	0-0	0	0	0	—	—	—	—	—	—		—	—	—	—	—	—	
10-21	at Kansas City	0	0	0	0	0-0	0	0	0	—	—	—	—	—	—		—	—	—	—	—	—	
10-28	TAMPA BAY	0	0	0	0	0-0	0	0	0	—	—	—	—	—	—		—	—	—	—	—	—	
11-4	— BYE —																						
11-11	NEW ORLEANS	1	0	1	0	0-0	0	0	0	—	—	—	—	—	—		—	—	—	—	—	—	
11-18	at Baltimore	0	0	0	0	0-0	0	0	0	—	—	—	—	—	—		—	—	—	—	—	—	
11-25	CLEVELAND	0	0	0	0	0-0	0	0	0	—	—	—	—	—	—		—	—	—	—	—	—	
12-2	DENVER	0	0	0	0	0-0	0	0	0	—	—	—	—	—	—		—	—	—	—	—	—	
12-9	at L.A. Chargers	0	0	0	0	0-0	0	0	0	—	—	—	—	—	—		—	—	—	—	—	—	
12-16	OAKLAND	0	0	0	0	0-0	0	0	0	—	—	—	—	—	—		—	—	—	—	—	—	
12-23	at Cleveland					INACTIVE																	
12-30	at Pittsburgh					INACTIVE																	
TOTALS		2	0	2	0	0-0	0	0	0	—	—	—	—	—	—		—	—	—	—	—	—	



## EVANS, JUSTIN

OT #71

Height: 6-5

Weight: 315

College: South Carolina State

Experience: 1st-year player in 2019

2018 games-starts: 0-0

Career games-starts: 0-0

Born: 8-19-95

Hometown: Florence, S.C.

Acquired: FA'19

*A first-year player in 2019, Evans signed with the Bengals as a free agent on May 22 and will look to compete for a roster spot at OT ... Originally a college free agent signee of the Baltimore Ravens in 2018 ... Also spent time last season on the Redskins' and Cardinals' practice squads ... Played collegiately at South Carolina State, where he saw action in 43 career games (33 starts) ... Bengals list him as an OT, however he played both G and OT in college and previous NFL stops.*

**Career transactions:** Signed with Baltimore as college free agent on 5-4-18 ... Waived by Ravens on 8-31-18 ... Signed to Washington practice squad on 10-9-18 ... Released from Redskins practice squad on 11-6-18 ... Signed to Arizona practice squad on 12-11-18 ... Released from Cardinals practice squad on 12-19-18 ... Re-signed to Cardinals practice squad on 12-20-18 ... Signed to Cardinals roster on 12-31-18 ... Waived by Cardinals on 5-9-19 ... Signed as free agent with Cincinnati on 5-22-19.

**2018 highlights:** Signed with Baltimore as a college free agent ... Played all five of Ravens' preseason games; released on final cuts ... Signed to the Redskins' practice squad in October, where he spent Games 5-8 before being released ... Spent final three games of season on the Cardinals' practice squad.

**College:** Spent four seasons (2014-17) at South Carolina State ... Played 43 career games (33 starts) ... Named first-team All-MEAC as junior (2016) and senior ('17) ... Saw action at G (both RG and LG) as a freshman and sophomore, before moving to OT (both RT and LT) for junior and senior seasons.

**Personal:** Hometown is Florence, S.C. ... Attended Wilson High School in Florence, where he was an all-state selection in football in both his junior and senior seasons ... Also participated in basketball and track and field (discus and shotput) ... Graduated from South Carolina State in spring 2019 with a degree in physical activity management.

### JUSTIN EVANS' STATISTICS

#### GAMES-STARTS

YEAR	TEAM	GAMES	STARTS
2018	Washington .....	*DID NOT PLAY	
	Arizona .....	*DID NOT PLAY	
WASH. TOTALS		0	0
ARIZ. TOTALS		0	0
CAREER		0	0

\* NOTE: Evans was on the practice squad for five regular-season games with Washington and three regular-season games with Arizona in 2018.



## FEJEDELEM, CLAYTON

**S #42**

**Height:** 6-0  
**Weight:** 205  
**College:** Illinois  
**Experience:** 4th-year player in 2019

**2018 games-starts:** 16-1  
**Career games-starts:** 48-6  
**Born:** 6-2-93  
**Hometown:** Lemont, Ill.  
**Acquired:** D7'16

Originally a seventh-round pick of the Bengals in 2016, Fejedelem has become a core special teams player and key reserve safety for Cincinnati ... Led Bengals in special teams snaps in each of his first three seasons, and led team in special teams tackles in each of last two seasons ... Has played in all 48 possible games (six starts) since entering NFL in 2016 ... Saw action on team-high 82.3 percent of special teams snaps in 2018, and had team-high 13 special teams tackles ... Also had a blocked punt and ran for a first down on a fake punt ... Totaled 22 tackles on defense, along with a FF and FR ... Made perhaps defensive play of the year in season opener at Indianapolis, when with 24 seconds left and the Bengals clinging to a three-point lead deep in their own territory, he forced a fumble by Colts TE Jack Doyle and returned it 83 yards for a game-sealing TD.

**Career transactions:** Selected by Cincinnati in seventh round of 2016 NFL Draft (245th overall) ... Signed with Bengals on 5-9-16.

**2018 highlights:** Played in 16 games, with a start as a nickel DB in Game 9 vs. New Orleans ... Totaled 22 tackles and one FF on defense, and team-leading 13 tackles on special teams ... Saw action on team-high 372 of 452 snaps (82.3 percent) on special teams ... In season-opener at Indianapolis, filled in for starting SS Shawn Williams (ejected) and totaled 10 tackles (second on team) ... Also at Indianapolis, made perhaps defensive play of the year, when with 24 seconds left and the Bengals clinging to a three-point lead deep in their own territory, he forced a fumble by Colts TE Jack Doyle and returned it 83 yards for a game-sealing TD ... On Dec. 23 at Cleveland, blocked a punt and converted a fourth-and-one with a six-yard rush, after taking a direct snap while lined up as a protector in punt formation.

**Previous seasons: 2016**—Played in Games 1-16, mostly on special teams, but also saw action with defense in the last six games ... Led team in special teams snaps (318 of possible 442; 71.9 percent) ... Had seven special teams tackles and three on defense ... Two special teams tackles Oct. 16 at New England (tied for team lead). **2017**—Played in 16 games with five starts at SS ... Filled in for injured starter Shawn Williams in Games 1, 9, and 11-13 ... Had 42 tackles on defense and team-leading 15 tackles on special teams ... Saw action on team-high 82.7 percent of special teams snaps ... Recorded first career INT on Oct. 1 at Cleveland, intercepting Browns QB DeShone Kizer as Cleveland entered the red zone ... Had season-high 10 tackles on Dec. 10 vs. Chicago.

**College:** Played two seasons (2014-15) for Illinois ... Began college career at NAIA St. Xavier University in Chicago from 2011-12, and redshirted at Illinois in '13 as a walk-on ... Earned a starting role with the Fighting Illini late in the 2014 season, and he was named Illini's Defensive Player of the Year in '15 ... Started all 12 games for Illinois at free safety in '15, and his 11.7 tackles per game (140 total) led the Big Ten and ranked second in the nation among FBS players ... His 140 tackles in '15 was the most by an Illinois player since 2006 ... Voted a '15 team captain ... In his two seasons at St. Xavier University, helped lead team to national title as freshman and to 11-2 mark as sophomore.

**Personal:** Hometown is Lemont, Ill., just south of Chicago ... Attended Lemont (Ill.) High School; was two-time all-conference selection and all-state player as a senior ... Also lettered in wrestling and lacrosse ... Earned bachelor's degree in communication from Illinois in May 2015 and has enrolled in a second degree program for agricultural leadership education ... Hobbies include hunting and fishing ... Last name is pronounced "FEDGE-uh-lemm" (the "d" is silent).

### CLAYTON FEJEDELEM'S STATISTICS

			DEFENSE							INTERCEPTIONS						SCORING				
YEAR	TEAM	G-S	ST	AT	TT	SKS-YDS	PD	FF	FR-YDS	NO	YDS	AVG	LG	TD	TD	TD-IntRt	TD-FRRt	S	PTS	
2016	Cincinnati	16-0	3	0	3	0-0	0	0	0-0	0	0	—	—	0	0	0	0	0	0	
2017	Cincinnati	16-5	22	20	42	0-0	2	0	0-0	1	5	5.0	5	0	0	0	0	0	0	
2018	Cincinnati	16-1	18	4	22	0-0	0	1	1-83	0	0	—	—	0	1	0	1	0	6	
CAREER		48-6	43	24	67	0-0	2	1	1-83	1	5	5.0	5	0	1	0	1	0	6	

		SPECIAL TEAMS								KICKOFF RETURNS						PUNT RETURNS					
YEAR	TEAM	ST	AT	TT	FF	FR-YDS	BP	BFG	BXP	NO	YDS	AVG	FC	LG	TD	NO	YDS	AVG	FC	LG	TD
2016	Cincinnati	4	3	7	0	0-0	0	0	0	—	—	—	—	—	—	—	—	—	—	—	—
2017	Cincinnati	12	3	15	0	0-0	0	0	0	—	—	—	—	—	—	—	—	—	—	—	—
2018	Cincinnati	5	8	13	0	0-0	1	0	0	—	—	—	—	—	—	—	—	—	—	—	—
CAREER		21	14	35	0	0-0	1	0	0	—	—	—	—	—	—	—	—	—	—	—	—

RUSHING						
YEAR	TEAM	ATT	YDS	AVG	LG	TD
2018	Cincinnati	2	6	3.0	6	0
CAREER		2	6	3.0	6	0

**2018 GAME-BY-GAME**

DATE	OPPONENT	DEFENSE								INTERCEPTIONS				
		ST	AT	TT	SKS-YDS	INT-YDS	PD	FF	FR-YDS	NO	YDS	AVG	LG	TD
9-9	at Indianapolis	9	1	10	0-0	0-0	0	1	1-83	—	—	—	—	—
9-13	BALTIMORE	1	0	1	0-0	0-0	0	0	0-0	—	—	—	—	—
9-23	at Carolina	0	0	0	0-0	0-0	0	0	0-0	—	—	—	—	—
9-30	at Atlanta	2	0	2	0-0	0-0	0	0	0-0	—	—	—	—	—
10-7	MIAMI	0	0	0	0-0	0-0	0	0	0-0	—	—	—	—	—
10-14	PITTSBURGH	2	2	4	0-0	0-0	0	0	0-0	—	—	—	—	—
10-21	at Kansas City	0	0	0	0-0	0-0	0	0	0-0	—	—	—	—	—
10-28	TAMPA BAY	0	0	0	0-0	0-0	0	0	0-0	—	—	—	—	—
11-4	— BYE —													
11-11	NEW ORLEANS	3	0	3	0-0	0-0	0	0	0-0	—	—	—	—	—
11-18	at Baltimore	0	1	1	0-0	0-0	0	0	0-0	—	—	—	—	—
11-25	CLEVELAND	0	0	0	0-0	0-0	0	0	0-0	—	—	—	—	—
12-2	DENVER	0	0	0	0-0	0-0	0	0	0-0	—	—	—	—	—
12-9	at L.A. Chargers	1	0	1	0-0	0-0	0	0	0-0	—	—	—	—	—
12-16	OAKLAND	0	0	0	0-0	0-0	0	0	0-0	—	—	—	—	—
12-23	at Cleveland	0	0	0	0-0	0-0	0	0	0-0	—	—	—	—	—
12-30	at Pittsburgh	0	0	0	0-0	0-0	0	0	0-0	—	—	—	—	—
TOTALS		18	4	22	0-0	0-0	0	1	1-83	—	—	—	—	—

DATE	OPPONENT	SPECIAL TEAMS								KICKOFF RETURNS						PUNT RETURNS					
		ST	AT	TT	FF	FR-YDS	BP	BFG	BXP	NO	YDS	AVG	FC	LG	TD	NO	YDS	AVG	FC	LG	TD
9-9	at Indianapolis	0	0	0	0	0-0	0	0	0	—	—	—	—	—	—	—	—	—	—	—	—
9-13	BALTIMORE	0	1	1	0	0-0	0	0	0	—	—	—	—	—	—	—	—	—	—	—	—
9-23	at Carolina	1	0	1	0	0-0	0	0	0	—	—	—	—	—	—	—	—	—	—	—	—
9-30	at Atlanta	0	0	0	0	0-0	0	0	0	—	—	—	—	—	—	—	—	—	—	—	—
10-7	MIAMI	0	1	1	0	0-0	0	0	0	—	—	—	—	—	—	—	—	—	—	—	—
10-14	PITTSBURGH	0	0	0	0	0-0	0	0	0	—	—	—	—	—	—	—	—	—	—	—	—
10-21	at Kansas City	0	0	0	0	0-0	0	0	0	—	—	—	—	—	—	—	—	—	—	—	—
10-28	TAMPA BAY	0	0	0	0	0-0	0	0	0	—	—	—	—	—	—	—	—	—	—	—	—
11-4	— BYE —																				
11-11	NEW ORLEANS	0	0	0	0	0-0	0	0	0	—	—	—	—	—	—	—	—	—	—	—	—
11-18	at Baltimore	0	2	2	0	0-0	0	0	0	—	—	—	—	—	—	—	—	—	—	—	—
11-25	CLEVELAND	1	0	1	0	0-0	0	0	0	—	—	—	—	—	—	—	—	—	—	—	—
12-2	DENVER	1	0	1	0	0-0	0	0	0	—	—	—	—	—	—	—	—	—	—	—	—
12-9	at L.A. Chargers	0	1	1	0	0-0	0	0	0	—	—	—	—	—	—	—	—	—	—	—	—
12-16	OAKLAND	1	2	3	0	0-0	0	0	0	—	—	—	—	—	—	—	—	—	—	—	—
12-23	at Cleveland	1	0	1	0	0-0	1	0	0	—	—	—	—	—	—	—	—	—	—	—	—
12-30	at Pittsburgh	0	1	1	0	0-0	0	0	0	—	—	—	—	—	—	—	—	—	—	—	—
TOTALS		5	8	13	0	0-0	1	0	0	—	—	—	—	—	—	—	—	—	—	—	—

RUSHING						
DATE	OPPONENT	ATT	YDS	AVG	LG	TD
9-9	at Indianapolis	0	0	—	—	0
9-13	BALTIMORE	0	0	—	—	0
9-23	at Carolina	0	0	—	—	0
9-30	at Atlanta	0	0	—	—	0
10-7	MIAMI	0	0	—	—	0
10-14	PITTSBURGH	0	0	—	—	0
10-21	at Kansas City	1	0	0.0	0	0
10-28	TAMPA BAY	0	0	—	—	0
11-4	— BYE —					
11-11	NEW ORLEANS	0	0	—	—	0
11-18	at Baltimore	0	0	—	—	0
11-25	CLEVELAND	0	0	—	—	0
12-2	DENVER	0	0	—	—	0
12-9	at L.A. Chargers	0	0	—	—	0
12-16	OAKLAND	0	0	—	—	0
12-23	at Cleveland	1	6	6.0	6	0
12-30	at Pittsburgh	0	0	—	—	0
TOTALS		2	6	3.0	6	0





## FINLEY, RYAN

**QB #5**

**Height:** 6-4  
**Weight:** 207  
**College:** North Carolina State  
**Experience:** Rookie in 2019

**2018 games-starts:** 0-0  
**Career games-starts:** 0-0  
**Born:** 12-26-94  
**Hometown:** Phoenix, Ariz.  
**Acquired:** D4a'19

*The first of three Bengals fourth-round draft picks in 2019, Cincinnati traded up six spots to No. 104 overall to select Finley ... Touted by scouts for his accuracy and football intelligence ... Began his college career at Boise State (2013-15), with a redshirt year in '13, then graduated from BSU in spring of '16 and transferred to N.C. State for his final three years of eligibility ('16-18) ... Left N.C. State with the top career completion percentage (.645) in school history ... Despite playing only three seasons at N.C. State, his 18 career 300-yard passing games and 10,505 passing yards both rank second in school history and third in ACC history.*

**Career transactions:** Selected by Cincinnati in fourth round of 2019 NFL Draft (104th overall) ... Signed with Bengals on 5-30-19.

**Offensive coordinator Brian Callahan says:** "Ultimately, what you see in Ryan is a kid that makes really, really good decisions. He's also very accurate, and he throws on time. Those are three things that we always value in the quarterback position: Decision-making, timing and accuracy. He displayed all three of those at a high level at N.C. State."

**College highlights:** Opened his college career at Boise State for three seasons (2013-15), with a redshirt year in '13, then graduated from BSU in spring of '16 and transferred to North Carolina State for his final three seasons (2016-18) ... Started all 39 possible games at N.C. State and passed 881-of-1365, for 10,505 yards, 60 TDs and 25 INTs ... Also had 185 rushes for 309 yards and five TDs ... Holds school record for career completion percentage (.645), and ranks second in passing yards (10,505) and 300-yard games (18) ... Second QB in N.C. State history, and fifth in ACC history, to post three seasons of at least 3000 passing yards. **2018**—Team captain ... Started all 13 games for N.C. State ... Completed 326 of 484 passes (.673) for 3948 yards, 25 TDs and 11 INTs ... Passed for career-high 473 yards at Syracuse, and had three TDs ... Tossed career-high four TDs in win at Louisville. **2017**—Started all 13 games for N.C. State ... Completed 312 of 479 passes for 3518 yards, 17 TDs and six INTs ... Boasted FBS' longest streak of passes without an INT, with 339. His streak spanned 10 games during the season ... Recipient of team's Torrey Holt Award for

offensive MVP ... In opener vs. South Carolina, set school record for completions, with 45, and his 64 attempts rank second in school history ... Completed 24 of 29 passes in Sun Bowl vs. Arizona State, good for a career-best .828 completion percentage ... Named to Academic All-ACC team, after earning 3.889 GPA while pursuing a master's degree in liberal arts. **2016**—Started all 13 games in first season at N.C. State ... Did not sit out a season after transferring, after earning his degree from Boise State in spring of 2016 ... Completed 243 of 402 passes for 2059 yards, 18 TDs and eight INTs ... Threw 139 passes without an INT to begin his N.C. State career, the longest in school history ... In N.C. State debut vs. William & Mary, completed 17 of 21 passes (.809), with two TDs. **2015**—Started first three games of season for Boise State, before suffering season-ending ankle injury against Idaho State ... Season totals before injury were 46 completions, 70 attempts, 485 passing yards, one TD and four INTs. **2014**—Played in five games for Boise State in a reserve role ... Completed 12 of 27 passes for 161 yards, two TDs and one INT. **2013**—Did not play (redshirt), after undergoing shoulder surgery in preseason.

**High school:** Attended Paradise Valley High School in Phoenix, Ariz., where as a senior he led the state of Arizona in passing yards (3442), while throwing 35 TDs ... First-team all-state by the Arizona Republic, and was named the 2012 Arizona Cardinals Player of the Year across all divisions ... Also a standout on the school's basketball team, he earned second-team all-state honors and led his team to the 2012-13 state title ... In one basketball game, he scored 37 points without missing a single shot ... In addition to basketball and football, he played high school tennis and was a member of the track and field team (long jump).

**Personal:** Hometown is Phoenix, Ariz. ... Graduated magna cum laude in psychology from Boise State in 2016, earning his degree in just three years ... Also earned a master's degree in liberal studies and a graduate certificate from N.C. State in 2018 ... Played roller hockey for 10 years growing up, and was on Team USA ... Was a counselor at the Manning Passing Academy in the summer of 2018 ... Mother, Robin, played tennis at St. Olaf College in Minnesota, while his father, Pat, played football there.



## FLOWERS, QUINTON

**HB #34****Height:** 5-10**Weight:** 211**College:** South Florida**Experience:** 1st-year player in 2019**2018 games-starts:** 0-0**Career games-starts:** 0-0**Born:** 12-2-94**Hometown:** Miami, Fla.**Acquired:** CFA'18

A 2018 Bengals college free agent signee, Flowers looks to crack the active roster in 2019 after spending most of his rookie season on Cincinnati's practice squad ... Spent Games 1-15 on Cincinnati's practice squad in 2018, before being called up to active roster for season finale (inactive) ... Played QB at USF, but Bengals list him at HB ... Finished college career with 42 USF records, including school and American Athletic Conference record for total offense (11,802 yards) ... Finished career as USF's all-time leading rusher (3672 yards), and ranked ninth in FBS history in rushing yards by a QB.

**Career transactions:** Signed with Cincinnati as college free agent on 5-11-18 ... Waived by Bengals on 9-1-18 ... Signed to Bengals practice squad on 9-2-18 ... Signed to Bengals roster on 12-28-18.

**2018 highlights:** Played in all four preseason games, and rushed 16 times for 41 yards and caught one pass for eight yards ... Waived on final cuts and signed to Bengals' practice squad, where he spent Games 1-15 ... Signed to active roster Dec. 28, prior to season finale ... Inactive for Game 16 at Pittsburgh.

**College:** Spent four years (2014-17) at USF, where he played QB and left with 42 school records ... USF career records include total offense (11,802 yards), rushing yards (3672), rushing TDs (41), passing TDs (71) and total TDs

responsible for (112) ... Rushing yardage total was ninth-most by a QB in FBS history ... Posted 18 games of at least 300 yards of total offense (school record), 16 with at least 100 yards rushing, and five with at least 300 yards passing ... Passed for 8130 career yards and rushed for 3672, making him the fourth player in FBS history to post at least 8000 passing yards and 3500 rushing yards.

**Personal:** Hometown is Miami, Fla. ... Attended Jackson High School in Miami ... Considered one of top athletes in Florida and starred as a dual-threat QB, with career totals of 6042 passing yards, 2002 rushing yards and 32 TDs ... Chose USF over offers from Alabama, Nebraska, Florida, Miami (Fla.), Texas, Tennessee, Pittsburgh, UCF and Cincinnati ... Lived with his uncle's family after both parents passed away during his youth — his father, Nathaniel, was killed in a drive-by shooting, and his mother, Nancy, died in 2012 during his junior year of high school ... His step brother, Bradley Holt, was killed in a drive-by shooting in Miami just days prior to his first collegiate start in 2014 ... Has a daughter, Amayah.

**NOTE ABOUT NFL EXPERIENCE:** Flowers did not earn an accrued year of experience toward NFL free agency in 2018 because he was not on a 53-player roster, a Reserve/Injured list or a Reserve/Physically Unable to Perform list for the required minimum of six games.

### QUINTON FLOWERS' STATISTICS

YEAR	TEAM	G-S	DEFENSE						INTERCEPTIONS						SCORING				
			ST	AT	TT	SKS-YDS	PD	FF	FR-YDS	NO	YDS	AVG	LG	TD	TD	TD-IntRt	TD-FRRt	S	PTS
2018	Cincinnati	0-0	DID NOT PLAY*						DID NOT PLAY*						DID NOT PLAY*				
CAREER		0-0	0	0	0	0-0	0	0	0-0	—	—	—	—	—	—	—	—	—	—

\* NOTE: Flowers was on the practice squad for 15 regular-season games and inactive for one regular-season game with Cincinnati in 2018.



## FRANKS, JORDAN

**TE #88**

**Height:** 6-4  
**Weight:** 240  
**College:** Central Florida  
**Experience:** 2nd-year player in 2019

**2018 games-starts:** 6-0  
**Career games-starts:** 6-0  
**Born:** 2-1-96  
**Hometown:** Wakulla, Fla.  
**Acquired:** CFA'18

A 2018 college free agent signee out of UCF, Franks looks to expand his role in his second NFL season ... Opened rookie season on Cincinnati's practice squad before being called up to the active roster on Oct. 23, due to injuries to three of the Bengals' top four TEs ... Caught 32-yard pass in his NFL debut, Game 8 vs. Tampa Bay ... For the season, totaled two catches for 37 yards, along with one special teams tackle ... Began career at UCF as a LB, then switched to DB, and then WR, before spending his final two seasons at TE.

**Career transactions:** Signed with Cincinnati as college free agent on 5-11-18 ... Waived by Bengals on 9-1-18 ... Signed to Bengals practice squad on 9-2-18 ... Signed to Bengals roster on 10-23-18.

**2018 highlights:** College free agent signee played in all four preseason games, and caught two passes for 19 yards ... Waived on final cuts and signed to Bengals' practice squad, where he spent Games 1-7 ... Promoted to active roster prior to Game 8, due to season-ending injuries to three of

Bengals' top four TEs ... Played Games 8-13 and was inactive for Games 14-16 ... Finished season with two receptions for 37 yards, and had one special teams tackle ... Made NFL debut in Game 8 vs. Tampa Bay, and his first career catch was a 32-yarder in the first quarter that set up the Bengals' first TD of the game.

**College:** Played four seasons (2014-17) at Central Florida ... Played LB as a freshman, then spent time at DB and WR before ultimately moving to TE for his junior season ... In three seasons on offensive side of the ball, recorded 43 catches for 509 yards and two TDs ... Also had five kickoff returns for 125 yards ... As a senior in 2017, played in all 12 games at TE for undefeated UCF team, and earned first-team All-AAC honors.

**Personal:** Hometown is Wakulla, Fla. ... Attended Wakulla High School ... As a senior, caught 62 passes for 1306 yards and 13 TDs, and also recorded 31 tackles and three sacks on defense ... Also played baseball and basketball ... Brother, Feleipe, is the starting QB at the University of Florida.

### JORDAN FRANKS' STATISTICS

			RECEIVING					RUSHING					SCORING					
YEAR	TEAM	G-S	NO	YDS	AVG	LG	TD	ATT	YDS	AVG	LG	TD	TD	TD-R	TD-P	TD-Rt	2-PtC	PTS
2018	Cincinnati	6-0	2	37	18.5	32	0	—	—	—	—	—	—	—	—	—	—	—
CAREER		6-0	2	37	18.5	32	0	—	—	—	—	—	—	—	—	—	—	—

			SPECIAL TEAMS							KICKOFF RETURNS						PUNT RETURNS					
YEAR	TEAM	ST	AT	TT	FF	FR-YDS	BP	BFG	BXP	NO	YDS	AVG	FC	LG	TD	NO	YDS	AVG	FC	LG	TD
2018	Cincinnati	1	0	1	0	0-0	0	0	0	—	—	—	—	—	—	—	—	—	—	—	—
CAREER		1	0	1	0	0-0	0	0	0	—	—	—	—	—	—	—	—	—	—	—	—

**RECEIVING SINGLE-GAME HIGHS:** RECEPTIONS—1 (two times; most recently on 11-18-18 at Baltimore). YARDS—32 (10-18-18 vs. Tampa Bay). LONG—32 (10-18-18 vs. Tampa Bay). TOUCHDOWNS—(none).

### 2018 GAME-BY-GAME

		RECEIVING						RUSHING					
DATE	OPPONENT	NO	YDS	AVG	LG	TD		ATT	YDS	AVG	LG	TD	
9-9	at Indianapolis												
9-13	BALTIMORE												
9-23	at Carolina												
9-30	at Atlanta												
10-7	MIAMI												
10-14	PITTSBURGH												
10-21	at Kansas City												
10-28	TAMPA BAY	1	32	32.0	32	0		—	—	—	—	—	—
11-4	— BYE —												
11-11	NEW ORLEANS	0	0	—	—	0		—	—	—	—	—	—
11-18	at Baltimore	1	5	5.0	5	0		—	—	—	—	—	—
11-25	CLEVELAND	0	0	—	—	0		—	—	—	—	—	—
12-2	DENVER	0	0	—	—	0		—	—	—	—	—	—
12-9	at L.A. Chargers	0	0	—	—	0		—	—	—	—	—	—
12-16	OAKLAND												
12-23	at Cleveland												
12-30	at Pittsburgh												
TOTALS		2	37	18.5	32	0		—	—	—	—	—	—

DATE	OPPONENT	SPECIAL TEAMS								KICKOFF RETURNS							PUNT RETURNS					
		ST	AT	TT	FF	FR-YDS	BP	BFG	BXP	NO	YDS	AVG	FC	LG	TD		NO	YDS	AVG	FC	LG	TD
9-9	at Indianapolis					PRACTICE SQUAD																
9-13	BALTIMORE					PRACTICE SQUAD																
9-23	at Carolina					PRACTICE SQUAD																
9-30	at Atlanta					PRACTICE SQUAD																
10-7	MIAMI					PRACTICE SQUAD																
10-14	PITTSBURGH					PRACTICE SQUAD																
10-21	at Kansas City					PRACTICE SQUAD																
10-28	TAMPA BAY	0	0	0	0	0-0	0	0	0	—	—	—	—	—	—		—	—	—	—	—	—
11-4	— BYE —																					
11-11	NEW ORLEANS	0	0	0	0	0-0	0	0	0	—	—	—	—	—	—		—	—	—	—	—	—
11-18	at Baltimore	0	0	0	0	0-0	0	0	0	—	—	—	—	—	—		—	—	—	—	—	—
11-25	CLEVELAND	0	0	0	0	0-0	0	0	0	—	—	—	—	—	—		—	—	—	—	—	—
12-2	DENVER	1	0	1	0	0-0	0	0	0	—	—	—	—	—	—		—	—	—	—	—	—
12-9	at L.A. Chargers	0	0	0	0	0-0	0	0	0	—	—	—	—	—	—		—	—	—	—	—	—
12-16	OAKLAND					INACTIVE																
12-23	at Cleveland					INACTIVE																
12-30	at Pittsburgh					INACTIVE																
TOTALS		1	0	1	0	0-0	0	0	0	—	—	—	—	—	—		—	—	—	—	—	—



## GLASGOW, RYAN

**DT #98**

**Height:** 6-3  
**Weight:** 300  
**College:** Michigan  
**Experience:** 3rd-year player in 2019

**2018 games-starts:** 3-0  
**Career games-starts:** 19-1  
**Born:** 9-30-93  
**Hometown:** Aurora, Ill.  
**Acquired:** D4c'17

*Glasgow looks to bounce back in 2019, after a right knee injury (torn ACL) suffered in Game 3 last season ended his sophomore campaign ... Had gotten off to a fast start prior to injury, and had 11 tackles as a key rotational DT ... A 2017 Bengals fourth-round pick, he played in all 16 games as a rookie and saw action on 36 percent of defensive snaps (412 of 1146) ... Spent five years at Michigan (one redshirt), after originally joining program as a walk-on.*

**Career transactions:** Selected by Cincinnati in fourth round of 2017 NFL Draft (138th overall) ... Signed with Bengals on 5-15-17.

**2018 highlights:** Played in Games 1-3, and recorded 11 tackles ... Had five tackles, including one for a loss, in season-opener at Indianapolis ... Suffered season-ending right knee injury in Game 3 at Carolina ... Placed on Reserve/Injured on Sept. 26.

**Previous seasons: 2017**—Played in 16 games, with a start at DT on Dec. 10 vs. Chicago, in place of injured Geno Atkins ... Finished season with 23 tackles, including three TFLs ... Had season-high five-tackle game Oct. 22 at

Pittsburgh, including one TFL ... Three tackles in win Nov. 19 at Denver ... Three tackles in first career start on Dec. 10 vs. Chicago.

**College:** Spent five seasons (2012-16) at Michigan, with a redshirt season in 2012 ... Began his career at Michigan as a walk-on ... Played in 45 games, with 33 starts, and totaled 91 tackles, including 18.5 for losses and five sacks, with a FR, two FFs and a pass breakup ... Started all 13 games as a senior in 2016, en route to earning all-Big Ten second team honors (media and coaches), and totaled 42 tackles, including 9.5 for losses and four sacks, along with one pass breakup.

**Personal:** Hometown is Aurora, Ill. (outside Chicago) ... Attended Marmion Academy in Aurora ... Was two-year varsity letterman in football, and as a senior was named Suburban Christian Conference Defensive Player of the Year ... Also lettered twice in basketball, and was a member of the National Honor Society ... Was teammates with both of his brothers while at Michigan — Graham, a guard, from 2012-15, and Jordan, a safety, from '15-16; Graham now plays guard for the Detroit Lions ... Economics major at Michigan ... Last name is pronounced "GLASS-go."

### RYAN GLASGOW'S STATISTICS

			DEFENSE							INTERCEPTIONS					SCORING				
YEAR	TEAM	G-S	ST	AT	TT	SKS-YDS	PD	FF	FR-YDS	NO	YDS	AVG	LG	TD	TD	TD-IntRt	TD-FRRt	S	PTS
2017	Cincinnati	16-1	12	11	23	0-0	0	0	0-0	—	—	—	—	—	—	—	—	—	—
2018	Cincinnati	3-0	6	5	11	0-0	0	0	0-0	—	—	—	—	—	—	—	—	—	—
CAREER		19-1	18	16	34	0-0	0	0	0-0	—	—	—	—	—	—	—	—	—	—

### 2018 GAME-BY-GAME

		DEFENSE								INTERCEPTIONS				
DATE	OPPONENT	ST	AT	TT	SKS-YDS	INT-YDS	PD	FF	FR-YDS	NO	YDS	AVG	LG	TD
9-9	at Indianapolis	3	2	5	0-0	0-0	0	0	0-0	—	—	—	—	—
9-13	BALTIMORE	2	0	2	0-0	0-0	0	0	0-0	—	—	—	—	—
9-23	at Carolina	1	3	4	0-0	0-0	0	0	0-0	—	—	—	—	—
9-30	at Atlanta				RESERVE / INJURED					RESERVE / INJURED				
10-7	MIAMI				RESERVE / INJURED					RESERVE / INJURED				
10-14	PITTSBURGH				RESERVE / INJURED					RESERVE / INJURED				
10-21	at Kansas City				RESERVE / INJURED					RESERVE / INJURED				
10-28	TAMPA BAY				RESERVE / INJURED					RESERVE / INJURED				
11-4	— BYE —													
11-11	NEW ORLEANS				RESERVE / INJURED					RESERVE / INJURED				
11-18	at Baltimore				RESERVE / INJURED					RESERVE / INJURED				
11-25	CLEVELAND				RESERVE / INJURED					RESERVE / INJURED				
12-2	DENVER				RESERVE / INJURED					RESERVE / INJURED				
12-9	at L.A. Chargers				RESERVE / INJURED					RESERVE / INJURED				
12-16	OAKLAND				RESERVE / INJURED					RESERVE / INJURED				
12-23	at Cleveland				RESERVE / INJURED					RESERVE / INJURED				
12-30	at Pittsburgh				RESERVE / INJURED					RESERVE / INJURED				
TOTALS		6	5	11	0-0	0-0	0	0	0-0	—	—	—	—	—





## GLENN, CORDY

**OT #77**

**Height:** 6-6  
**Weight:** 345  
**College:** Georgia  
**Experience:** 8th-year player in 2019

**2018 games-starts:** 13-13  
**Career games-starts:** 91-90  
**Born:** 9-18-89  
**Hometown:** Riverdale, Georgia  
**Acquired:** T(Buff.)'18

Glenn in 2019 enters his second Bengals season, and brings dependability, versatility and a veteran presence to Cincinnati's offensive line ... Acquired in a trade with Buffalo in 2018 offseason, and started 13 games at LOT in '18 (missed three games due to back injury) as Bengals ushered in four new starters along the offensive line ... Helped HB Joe Mixon rush for AFC-best 1168 yards in 2018... Originally a second-round draft pick of Buffalo in 2012, and served as Bills' No. 1 LOT from '12-17 ... Also has ability to play G, and spent time there during Bengals 2019 offseason program ... Played collegiately at Georgia, where in his first three seasons he lined up alongside Bengals LG Clint Boling.

**Career transactions:** Selected by Buffalo in second round of 2012 NFL Draft (41st overall) ... Signed by Bills on 5-18-12 ... Re-signed with Bills as free agent (was team's designated franchise player) 3-7-16 ... Signed contract extension on 5-5-16 ... Traded by Bills to Cincinnati on 3-14-18.

**2018 highlights:** Started 13 games at LOT (Games 1-10, 14-16) ... Inactive for Games 11-13 with a back injury ... Contributed to blocking effort for HB Joe Mixon, who rushed for AFC-best 1168 yards and became the first Bengal to rush for 1000 yards since Jeremy Hill in 2014 ... Aided blocking effort for three of Mixon's four 100-yard rushing games ... On Sept. 13 vs. Baltimore, supported blocking effort for offense that scored 28 first-half points and totaled 373 net yards ... On Sept. 30 at Atlanta, aided offense's season-high 407 net yards, including 337 yards passing from QB Andy Dalton ... Assisted offense in controlling season-high time of possession (33:19) on Dec. 16 vs. Oakland, and supported Mixon's season-high 129 rushing yards.

**Previous seasons:** **2012**—Started 13 games at LOT as a rookie ... Part of offensive line that held opponents to 30 sacks (fifth fewest in the AFC), while blocking for Bills rushing attack that averaged 138.6 yards per game (second in AFC). **2013**—Started all 16 games at LOT. **2014**—Started all 16 games at LOT. **2015**—Started all 16 games at LOT. **2016**—Started 11 games at LOT ... Inactive for five games (Games 2-3, 14-16) due to injury. **2017**—Limited to six games (five starts) due to ankle and foot injuries ... Inactive for Games 3-4,

and 9-13, before being placed on Reserve/Injured prior to Game 14 ... Played but did not start Oct. 8 at Cincinnati.

**College:** Played four seasons (2008-11) at Georgia ... Played in 53 games, with 50 starts (18 at LOT, 28 at LG, four at RG) ... His 50 starts tied current Bengal and former UGA teammate Clint Boling for most ever by a Georgia offensive lineman ... Started all 14 games at LOT as a senior, and earned first-team All-SEC honors.

**Personal:** Hometown is Riverdale, Ga. ... Attended Riverdale (Ga.) High School in Riverdale, Ga. ... Played OT, DE and DT in high school ... Sociology major at Georgia.

### CORDY GLENN'S STATISTICS

#### GAMES-STARTS

YEAR	TEAM	GAMES	STARTS
2012	Buffalo .....	13	13
2013	Buffalo .....	16	16
2014	Buffalo .....	16	16
2015	Buffalo .....	16	16
2016	Buffalo .....	11	11
2017	Buffalo .....	6	5
2018	Cincinnati.....	13	13
BUFF. TOTALS		78	77
CIN. TOTALS		13	13
CAREER		91	90

#### POSTSEASON

#### GAMES-STARTS

YEAR	TEAM	GAMES	STARTS
2017	Buffalo .....	*DID NOT PLAY	
CAREER		0	0

\* NOTE: Glen was on the Reserve/Injured list for one postseason game with Buffalo in 2017.



## GREEN, A.J.

**WR #18**

**Height:** 6-4  
**Weight:** 210  
**College:** Georgia  
**Experience:** 9th-year player in 2019

**2018 games-starts:** 9-9  
**Career games-starts:** 111-111  
**Born:** 7-31-88  
**Hometown:** Summerville, S.C.  
**Acquired:** D1'11

*Green in 2019 looks for a bounce-back season, after being limited by a toe injury (right foot) to just nine games in '18 ... Enters ninth Bengals season ranked second in team history in career receptions (602) and receiving yards (8907); Chad Johnson, who played 10 Bengals seasons, is first in both categories (751 and 10,783) ... Despite injury shortened season in 2018, finished second on team in receptions (46), receiving yards (694) and receiving TDs (six); it was first time in his eight seasons he did not lead team in receptions and receiving yards ... Streak of seven consecutive Pro Bowl nominations to begin career ended in 2018, as he was not selected, but he still stands as the only NFL WR since the 1970 merger to start his career with seven consecutive Pro Bowl nominations ... Seven Pro Bowl selections are tied with DT Geno Atkins for second in Bengals history, behind HOF OT Anthony Munoz (11) ... Has 33 100-yard receiving games, most in Bengals history, and his 10 career games with at least 150 yards and one TD are tied with Raiders WR Antonio Brown for most among active players entering 2019.*

**Career transactions:** Selected by Cincinnati in first round of 2011 NFL Draft (fourth overall) ... Signed with Bengals on 7-28-11 ... Bengals exercised the option to extend contract by one year through 2015 on 4-21-14 ... Signed contract extension with Bengals on 9-11-15.

**2018 highlights:** Played in and started nine games (Games 1-8 and 12) ... Inactive Games 9-11 with a toe injury (right foot) ... Returned to the lineup Game 12 vs. Denver, but re-aggravated his injury and placed on season-ending Reserve/Injured list on Dec. 5 ... On Sept. 13 vs. Baltimore, totaled five catches for 69 yards and three TDs, all of which came in the first half ... His four TDs were the most ever by a Bengals WR through the first two games of a season ... On Sept. 30 at Atlanta, caught game-winning 13-yard TD pass with seven seconds remaining ... Caught six passes for 112 yards on Oct. 7 vs. Miami, good for the 32nd 100-yard receiving game of his career, passing Chad Johnson (31) for most in team history ... Caught seven passes for 117 yards on Oct. 21 at Kansas City ... Hauled in five catches for 76 yards and a TD on Oct. 28 vs. Tampa Bay, including passes of 23 and 11 yards with under 34 seconds remaining to set up the game-winning FG.

**Previous seasons:** **2011**—Led Bengals, and all NFL rookies, in receptions (65) and receiving yards (1057) ... Led Bengals in TDs (seven) ... Set Bengals rookie record for most receiving yards, passing Cris Collinsworth's record of 1009, and fell two short of Collinsworth's rookie receptions record of 67 ... Had 11 receptions of 35 or more yards, tied for most in NFL, and his total was most by an NFL rookie since 1998 ... In his pro debut on Sept. 11 at Cleveland, put Bengals ahead to stay in fourth quarter with 41-yard TD catch from Bruce Gradkowski, a play certified as longest game-winning TD catch in NFL history by a rookie playing in his team's season opener ... Caught five-for-47 in Wild Card playoff at Houston. **2012**—Led team in receptions (97), receiving yards (1350) and TDs (11) ... Was top AFC vote-getter at WR on prestigious Associated Press All-Pro team, earning a second-team berth as his vote total trailed only two NFC players ... Had at least one TD catch in Bengals-record nine straight games (Games 2-10), and in the receiving TDs category, he became only the second player in 48 seasons to score in nine straight games, joining Jerry Rice (NFL-record 10 straight in 1987) ... Named AFC Offensive Player of the Month for September ... Became the first player in NFL history to hit the benchmark trifecta of 100 receptions, 1500 receiving yards and 10 TDs in his first 20 NFL games ... Caught nine passes for 183 yards on Sept. 23 at Washington ... Logged his first multiple-TD game on Oct. 14 at Cleveland, scoring twice while catching seven-for-135 ... Had season-high 10 catches for 116 yards on Dec. 23 at Pittsburgh, including 21-yarder to Steelers' 25 with :08 remaining, setting up game-winning FG ... Led team in receptions (five) and receiving yards (80) in Wild Card playoff at Houston. **2013**—Ranked fifth in NFL in receiving yards (career-best 1426) and sixth in receptions (career-high 98) ... Second-team selection on Associated Press All-Pro team ... Scored 11 TDs for second straight year, leading team for second straight year ... Topped 100-yard receiving mark in Games 6-10,

becoming first Bengal to log five straight ... Had six 100-yard receiving games overall, re-setting club record he had shared ... On Sept. 8 at Chicago, caught nine-for-162, most receiving yards by a Bengal in a season opener, and he had TDs of two and 45 yards ... Caught six-for-155 on Oct. 20 at Detroit, including 82-yard TD (longest gain of his of career) on game's opening drive ... Caught eight-for-151 and a TD Nov. 10 at Baltimore, his TD coming via 51-yard Hail Mary as time expired in fourth quarter, sending game to OT ... Caught three-for-34 in Wild Card playoff vs. San Diego. **2014**—Experienced his first tough campaign with injuries ... Started at WR in 13 games (Games 1-4 and 8-16), but was inactive for Games 5-7 (turf toe) and significantly limited by injuries in four other games ... Also missed Wild Card playoff at Indianapolis (concussion) ... Despite missed time, still led team in receptions (69), receiving yards (1041) and receiving TDs (six) ... Became only player to rank among NFL's top four in both catches and receiving yards for player's first four seasons ... On Sept. 7 at Baltimore, led all receivers with 131 yards on six catches, including game-deciding 77-yard TD catch in fourth quarter, pushing Bengals from 16-15 deficit to 23-16 win ... Caught six-for-127 Nov. 16 at New Orleans, with 24-yard fourth-quarter TD that iced victory ... Career-high 12 catches (since tied), for 121 yards, Nov. 23 at Houston ... Had 11 catches for 224 yards Dec. 7 vs. Pittsburgh, with 81-yard third-quarter TD, longest Bengals catch on the season. **2015**—Led team in receptions (86), receiving yards (1297), and yards from scrimmage (1297) ... Third in TDs (10) ... On Sept. 27 at Baltimore, had career-high 227 receiving yards (second in Bengals history) on 10 catches, with TDs of 80 and seven yards ... Both TDs at Baltimore came in fourth quarter, and both erased deficits, including game-winner (the seven-yarder) to give Cincinnati a 28-24 lead with 2:10 remaining ... On Nov. 1 at Pittsburgh, led all receivers in catches (11) and yards (118), and he scored the game-deciding TD on a nine-yard catch from Andy Dalton in the fourth quarter, putting the Bengals ahead 13-10 ... Caught five-for-128 and with one TD Dec 6 at Cleveland, leading team in scrimmage yards ... Caught six-for-132 Dec. 13 vs. Pittsburgh, including a 66-yard TD from AJ McCarron in second quarter ... Suffered back strain in practice the day before Dec. 20th game at San Francisco, and though he started against 49ers, had just one catch for 37 yards, and was removed from play in the second half ... In Wild Card playoff vs. Pittsburgh, his 25-yard TD catch gave Cincinnati a late 16-15 lead with 1:50 to play, but Steelers came back for winning FG. **2016**—Started in Games 1-10, but played only two snaps in Game 10, due to hamstring injury suffered on the second play ... Inactive for Games 11-15, and placed on Reserve/Injured list prior to Game 16 ... Led team in receptions (66) and receiving yards (964) ... Caught four TDs ... Finished season with nine career games of at least 150 receiving yards and a TD catch, becoming one of just four players to have as many such games in their first six seasons (including Hall of Famers Lance Alworth [13] and Jerry Rice [11], and prime HOF candidate Randy Moss [10]) ... On Sept. 11 at N.Y. Jets, tied career receptions high (12) for 180 yards, including a 54-yard TD, and his 11-yard gain from Jets 40 put Bengals in range for game-winning FG with 0:58 left ... Led team in catches (10) and receiving yards (173) Sept. 29 vs. Miami, and scored Bengals' lone TD in 22-7 win ... Caught eight-for-169 on Oct. 23 vs. Cleveland, including a 48-yard TD on a "Hail Mary" play on which he bested three Browns defenders for the ball while reeling it in with one hand ... Suffered season-ending hamstring injury on Nov. 20 vs. Buffalo ... Had 964 yards receiving when he suffered injury vs. Bills, 36 short of reaching 1000 for the sixth time in six seasons, leaving Randy Moss still as the only player in history to hit 1000 in each of his first six seasons (1998-2003). **2017**—Started all 16 games ... Led team in receptions (75), receiving yards (1078), and TDs (eight) ... Receiving yards total ranked seventh in AFC at season's end ... Hauled in season-high 10 catches Sept. 24 at Green Bay, with 111 receiving yards and one TD ... Had season-high 189 receiving yards on seven receptions Oct. 8 vs. Buffalo, including a 77-yard TD catch ... Had second TD reception of 70 or more yards on Nov. 12 at Tennessee, bringing in a 70-yard score to accompany his five catches for 115 yards ... TD at Tennessee gave Bengals three-point lead late in fourth quarter ... Recorded a two-TD outing on Dec. 4 vs. Pittsburgh, adding to his seven catches for 77 yards ... Had a fourth-quarter TD on Nov. 19 at Denver that extended Cincinnati's lead to two scores.

**Pro Bowl participation:** Selected in initial voting for seven games, and has played in five ... Did not play in either the 2017 season game (lingering soreness) or the '16 season game (hamstring injury) ... Started for victorious Team Irvin in 2015 season contest and had three catches for 60 yards ... Played for Team Carter in 2014 season contest (no receptions) ... Started for Team Sanders in 2013 season game and had a seven-yard reception ... Voted as AFC starter for 2012 season game and scored three TDs (one from Peyton Manning and two from Andrew Luck), becoming seventh player in game history with three or more scores ... In 2011 season, had two catches for 42 yards, including 34-yard TD from Ben Roethlisberger ... In '11 he was first rookie WR voted to Pro Bowl since '03 season, when Arizona's Anquan Boldin earned honor, and was first Bengals rookie at any position to make the game in more than 30 years, since WR Cris Collinsworth in 1981.

**College:** Played three seasons (2008-10) at Georgia, and was a

consensus choice after his junior season as the nation's top WR prospect ... In just 32 career collegiate games, he posted the third-most receptions (166) and third-most receiving yards (2619) in Bulldogs history ... His 23 TD catches ranked second in the program's annals ... Named to Georgia's Team of the Decade ... Playing in only nine games as a junior, he led the team with 57 receptions, 848 receiving yards and a career-best nine TDs ... In 2008, his career-best 963 receiving yards helped him earn SEC Freshman of the Year honors. In addition, on special teams in '08, he blocked a FG attempt vs. Arizona State.

**Personal:** Hometown is Summerville, S.C. ... Attended Summerville High School, where he was a four-time all-state selection by Associated Press ... Was the only prep junior named to USA Today's 2006 All-USA team ... Also lettered in basketball and track ... Housing major at Georgia, and earned spot on Athletic Director's academic honor roll ... His initials stand for "Adriel Jeremiah" ... Enjoys playing pool, and is an expert juggler ... Married (wife Miranda), with two sons (Easton and Gunnar).

### A.J. GREEN'S STATISTICS

YEAR	TEAM	G-S	RECEIVING					RUSHING					SCORING					
			NO	YDS	AVG	LG	TD	ATT	YDS	AVG	LG	TD	TD	TD-R	TD-P	TD-Rt	2-PtC	PTS
2011	Cincinnati	15-15	65	1057	16.3	58	7	5	53	10.6	22	0	7	0	7	0	0	42
2012	Cincinnati	16-16	97	1350	13.9	73t	11	4	38	9.5	20	0	11	0	11	0	0	66
2013	Cincinnati	16-16	98	1426	14.6	82t	11	0	0	—	—	0	11	0	11	0	0	66
2014	Cincinnati	13-13	69	1041	15.1	81t	6	2	2	1.0	5	0	6	0	6	0	0	36
2015	Cincinnati	16-16	86	1297	15.1	80t	10	0	0	—	—	0	10	0	10	0	0	60
2016	Cincinnati	10-10	66	964	14.6	54t	4	0	0	—	—	0	4	0	4	0	0	24
2017	Cincinnati	16-16	75	1078	14.4	77t	8	0	0	—	—	0	8	0	8	0	0	48
2018	Cincinnati	9-9	46	694	15.1	38t	6	0	0	—	—	0	6	0	6	0	0	36
CAREER		111-111	602	8907	14.8	82t	63	11	93	8.5	22	0	63	0	63	0	0	378

**ADDITIONAL STATISTICS:** One pass defensed on defense in 2017.

**RECEIVING SINGLE-GAME HIGHS:** RECEPTIONS—12 (two times; most recently on 9-11-16 at N.Y. Jets). YARDS—227 (9-27-15 at Baltimore). LONG—82t (10-20-13 at Detroit). TOUCHDOWNS—3 (9-13-18 vs. Baltimore).

**RUSHING SINGLE-GAME HIGHS:** ATTEMPTS—2 (two times; most recently on 11-25-12 vs. Oakland). YARDS—25 (12-24-11 vs. Arizona). LONG—22 (12-24-11 vs. Arizona). TOUCHDOWNS—(none).

### POSTSEASON

YEAR	TEAM	G-S	RECEIVING					RUSHING					SCORING					
			NO	YDS	AVG	LG	TD	ATT	YDS	AVG	LG	TD	TD	TD-R	TD-P	TD-Rt	2-PtC	PTS
2011	Cincinnati	1-1	5	47	9.4	21	0	—	—	—	—	—	0	0	0	0	0	0
2012	Cincinnati	1-1	5	80	16.0	45	0	—	—	—	—	—	0	0	0	0	0	0
2013	Cincinnati	1-1	3	34	11.3	14	0	—	—	—	—	—	0	0	0	0	0	0
2014	Cincinnati	0-0	DID NOT PLAY*					DID NOT PLAY*					DID NOT PLAY*					
2015	Cincinnati	1-1	5	71	14.2	25t	1	—	—	—	—	—	1	0	1	0	0	6
CAREER		4-4	18	232	12.9	45	1	—	—	—	—	—	1	0	1	0	0	6

\* NOTE: Green was inactive for one postseason game with Cincinnati in 2014.

### CAREER GAME-BY-GAME

		RECEIVING					RUSHING				
DATE	OPPONENT	NO	YDS	AVG	LG	TD	ATT	YDS	AVG	LG	TD
2011 / CINCINNATI											
9-11	at Cleveland	1	41	41.0	41t	1	0	0	—	—	0
9-18	at Denver	10	124	12.4	26	1	0	0	—	—	0
9-25	SAN FRANCISCO	4	29	7.3	18	0	0	0	—	—	0
10-2	BUFFALO	4	118	29.5	58	0	1	6	6.0	6	0
10-9	at Jacksonville	5	90	18.0	37t	1	0	0	—	—	0
10-16	INDIANAPOLIS	5	51	10.2	22	1	0	0	—	—	0
10-23	— BYE —										
10-30	at Seattle	4	63	15.8	43t	1	0	0	—	—	0
11-6	at Tennessee	7	83	11.9	23	0	0	0	—	—	0
11-13	PITTSBURGH	1	36	36.0	36t	1	1	7	7.0	7	0
11-20	at Baltimore			INACTIVE					INACTIVE		
11-27	CLEVELAND	3	110	36.7	51	0	0	0	—	—	0
12-4	at Pittsburgh	6	87	14.5	43	1	1	15	15.0	15	0
12-11	HOUSTON	5	59	11.8	36	0	0	0	—	—	0
12-18	at St. Louis	6	115	19.2	55	0	0	0	—	—	0
12-24	ARIZONA	2	25	12.5	17	0	2	25	12.5	22	0
1-1	BALTIMORE	2	26	13.0	18	0	0	0	—	—	0
Postseason											
1-7	at Houston	5	47	9.4	21	0	0	0	—	—	0

		RECEIVING					RUSHING				
DATE	OPPONENT	NO	YDS	AVG	LG	TD	ATT	YDS	AVG	LG	TD
2012 / CINCINNATI											
9-10	at Baltimore	5	70	14.0	19	0	0	0	—	—	0
9-16	CLEVELAND	7	58	8.3	12	1	0	0	—	—	0
9-23	at Washington	9	183	20.3	73t	1	1	11	11.0	11	0
9-30	at Jacksonville	6	117	19.5	42	1	0	0	—	—	0
10-7	MIAMI	9	65	7.2	18	1	0	0	—	—	0
10-14	at Cleveland	7	135	19.3	57t	2	0	0	—	—	0
10-21	PITTSBURGH	1	8	8.0	8t	1	0	0	—	—	0
10-28	— BYE —										
11-4	DENVER	7	99	14.1	37	1	1	6	6.0	6	0
11-11	N.Y. GIANTS	7	85	12.1	56t	1	0	0	—	—	0
11-18	at Kansas City	6	91	15.2	40	1	0	0	—	—	0
11-25	OAKLAND	3	111	37.0	48	0	2	21	10.5	20	0
12-2	at San Diego	9	85	9.4	16	0	0	0	—	—	0
12-9	DALLAS	3	44	14.7	17	0	0	0	—	—	0
12-13	at Philadelphia	6	57	9.5	13	1	0	0	—	—	0
12-23	at Pittsburgh	10	116	11.6	21	0	0	0	—	—	0
12-30	BALTIMORE	2	26	13.0	17	0	0	0	—	—	0
Postseason											
1-5	at Houston	5	80	16.0	45	0	0	0	—	—	0
2013 / CINCINNATI											
9-8	at Chicago	9	162	18.0	45t	2	0	0	—	—	0
9-16	PITTSBURGH	6	41	6.8	10	0	0	0	—	—	0
9-22	GREEN BAY	4	46	11.5	20t	1	0	0	—	—	0
9-29	at Cleveland	7	51	7.3	16	0	0	0	—	—	0
10-6	NEW ENGLAND	5	61	12.2	18	0	0	0	—	—	0
10-13	at Buffalo	6	103	17.2	54	1	0	0	—	—	0
10-20	at Detroit	6	155	25.8	82t	1	0	0	—	—	0
10-27	N.Y. JETS	3	115	38.3	53	0	0	0	—	—	0
10-31	at Miami	11	128	11.6	21	0	0	0	—	—	0
11-10	at Baltimore	8	151	18.9	51t	1	0	0	—	—	0
11-17	CLEVELAND	2	7	3.5	4	0	0	0	—	—	0
11-24	— BYE —										
12-1	at San Diego	5	83	16.6	28	1	0	0	—	—	0
12-8	INDIANAPOLIS	6	72	12.0	22	1	0	0	—	—	0
12-15	at Pittsburgh	9	93	10.3	19	0	0	0	—	—	0
12-22	MINNESOTA	7	97	13.9	29t	2	0	0	—	—	0
12-29	BALTIMORE	4	61	15.3	53t	1	0	0	—	—	0
Postseason											
1-5	SAN DIEGO	3	34	11.3	14	0	0	0	—	—	0
2014 / CINCINNATI											
9-7	at Baltimore	6	131	21.8	77t	1	1	5	5.0	5	0
9-14	ATLANTA	0	0	—	—	0	0	0	—	—	0
9-21	TENNESSEE	6	102	17.0	29	0	0	0	—	—	0
9-28	— BYE —										
10-5	at New England	5	81	16.2	35	1	0	0	—	—	0
10-12	CAROLINA			INACTIVE					INACTIVE		
10-19	at Indianapolis			INACTIVE					INACTIVE		
10-26	BALTIMORE			INACTIVE					INACTIVE		
11-2	JACKSONVILLE	3	44	14.7	18t	1	1	-3	-3.0	-3	0
11-6	CLEVELAND	3	23	7.7	11	0	0	0	—	—	0
11-16	at New Orleans	6	127	21.2	38	1	0	0	—	—	0
11-23	at Houston	12	121	10.1	20	0	0	0	—	—	0
11-30	at Tampa Bay	4	57	14.3	20	1	0	0	—	—	0
12-7	PITTSBURGH	11	224	20.4	81t	1	0	0	—	—	0
12-14	at Cleveland	5	49	9.8	13	0	0	0	—	—	0
12-22	DENVER	0	0	—	—	0	0	0	—	—	0
12-28	at Pittsburgh	8	82	10.3	17	0	0	0	—	—	0
Postseason											
1-4	at Indianapolis			INACTIVE					INACTIVE		
2015 / CINCINNATI											
9-13	at Oakland	5	63	12.6	30	0	0	0	—	—	0
9-20	SAN DIEGO	3	45	15.0	23	1	0	0	—	—	0
9-27	at Baltimore	10	227	22.7	80t	2	0	0	—	—	0
10-4	KANSAS CITY	7	82	11.7	36	0	0	0	—	—	0
10-11	SEATTLE	6	78	13.0	22	0	0	0	—	—	0
10-18	at Buffalo	4	36	9.0	12	0	0	0	—	—	0
10-25	— BYE —										
11-1	at Pittsburgh	11	118	10.7	38	1	0	0	—	—	0
11-5	CLEVELAND	4	53	13.3	18	0	0	0	—	—	0
11-16	HOUSTON	5	67	13.4	26	0	0	0	—	—	0
11-22	at Arizona	4	79	19.8	42	0	0	0	—	—	0
11-29	ST. LOUIS	6	61	10.2	18t	2	0	0	—	—	0
12-6	at Cleveland	5	128	25.6	57	1	0	0	—	—	0
12-13	PITTSBURGH	6	132	22.0	66t	1	0	0	—	—	0
12-20	at San Francisco	1	37	37.0	37	0	0	0	—	—	0
12-28	at Denver	5	57	11.4	17	1	0	0	—	—	0
1-3	BALTIMORE	4	34	8.5	12	1	0	0	—	—	0
Postseason											
1-9	PITTSBURGH	5	71	14.2	25t	1	0	0	—	—	0

		RECEIVING					RUSHING				
DATE	OPPONENT	NO	YDS	AVG	LG	TD	ATT	YDS	AVG	LG	TD
2016 / CINCINNATI											
9-11	at N.Y. Jets	12	180	15.0	54t	1	0	0	—	—	0
9-18	at Pittsburgh	2	38	19.0	21	0	0	0	—	—	0
9-25	DENVER	8	77	9.6	20	0	0	0	—	—	0
9-29	MIAMI	10	173	17.3	51	1	0	0	—	—	0
10-9	at Dallas	4	50	12.5	22	0	0	0	—	—	0
10-16	at New England	6	88	14.7	23	0	0	0	—	—	0
10-23	CLEVELAND	8	169	21.1	48t	1	0	0	—	—	0
10-30	WASHINGTON	9	121	13.4	40	0	0	0	—	—	0
11-6	— BYE —										
11-14	at N.Y. Giants	7	68	9.7	21	1	0	0	—	—	0
11-20	BUFFALO	0	0	—	—	0	0	0	—	—	0
11-27	at Baltimore			INACTIVE					INACTIVE		
12-4	PHILADELPHIA			INACTIVE					INACTIVE		
12-11	at Cleveland			INACTIVE					INACTIVE		
12-18	PITTSBURGH			INACTIVE					INACTIVE		
12-24	at Houston			INACTIVE					INACTIVE		
1-1	BALTIMORE			RESERVE / INJURED					RESERVE / INJURED		
2017 / CINCINNATI											
9-10	BALTIMORE	5	74	14.8	27	0	0	0	—	—	0
9-14	HOUSTON	5	67	13.4	50	0	0	0	—	—	0
9-24	at Green Bay	10	111	11.1	20	1	0	0	—	—	0
10-1	at Cleveland	5	63	12.6	25	1	0	0	—	—	0
10-8	BUFFALO	7	189	27.0	77t	1	0	0	—	—	0
10-15	— BYE —										
10-22	at Pittsburgh	3	41	13.7	16	0	0	0	—	—	0
10-29	INDIANAPOLIS	3	27	9.0	14	1	0	0	—	—	0
11-5	at Jacksonville	1	6	6.0	6	0	0	0	—	—	0
11-12	at Tennessee	5	115	23.0	70t	1	0	0	—	—	0
11-19	at Denver	4	50	12.5	18t	1	0	0	—	—	0
11-26	CLEVELAND	5	66	13.2	18	0	0	0	—	—	0
12-4	PITTSBURGH	7	77	11.0	17	2	0	0	—	—	0
12-10	CHICAGO	5	64	12.8	20	0	0	0	—	—	0
12-17	at Minnesota	2	30	15.0	16	0	0	0	—	—	0
12-24	DETROIT	6	81	13.5	18	0	0	0	—	—	0
12-31	at Baltimore	2	17	8.5	11	0	0	0	—	—	0
2018 / CINCINNATI											
9-9	at Indianapolis	6	92	15.3	38t	1	0	0	—	—	0
9-13	BALTIMORE	5	69	13.8	32t	3	0	0	—	—	0
9-23	at Carolina	5	58	11.6	31	0	0	0	—	—	0
9-30	at Atlanta	4	78	19.5	38	1	0	0	—	—	0
10-7	MIAMI	6	112	18.7	23	0	0	0	—	—	0
10-14	PITTSBURGH	7	85	21.1	23	0	0	0	—	—	0
10-21	at Kansas City	7	117	16.7	31	0	0	0	—	—	0
10-28	TAMPA BAY	5	76	15.2	23	1	0	0	—	—	0
11-4	— BYE —										
11-11	NEW ORLEANS			INACTIVE					INACTIVE		
11-18	at Baltimore			INACTIVE					INACTIVE		
11-25	CLEVELAND			INACTIVE					INACTIVE		
12-2	DENVER	1	7	7.0	7	0	0	0	—	—	0
12-9	at L.A. Chargers			RESERVE / INJURED					RESERVE / INJURED		
12-16	OAKLAND			RESERVE / INJURED					RESERVE / INJURED		
12-23	at Cleveland			RESERVE / INJURED					RESERVE / INJURED		
12-30	at Pittsburgh			RESERVE / INJURED					RESERVE / INJURED		





## HALL, DARRIN

**HB #39**

**Height:** 6-0  
**Weight:** 220  
**College:** Pittsburgh  
**Experience:** Rookie in 2019

**2018 games-starts:** 0-0  
**Career games-starts:** 0-0  
**Born:** 9-6-96  
**Hometown:** Youngstown, Ohio  
**Acquired:** W(Cle.)'19

Rookie HB was acquired on waivers by the Bengals on May 7 ... Originally signed with the Cleveland Browns as a college free agent, but was waived after the team's rookie minicamp in early May ... Spent four seasons at Pitt and rushed 381 times for 2189 yards (5.7) and 21 TDs ... Also caught 38 passes for 267 yards and a TD ... His 7.48 yard-per-carry average as a senior set a new single-season Pitt record (minimum 1000 yards gained), topping the previous mark of 6.6 by legendary Pitt RB Tony Dorsett in 1975 ... Also as a senior, logged career-highs in carries (153), rushing yards (1144) and rushing TDs (10).


**Career transactions:** Signed with Cleveland as college free agent on 5-3-19 ... Waived by Browns on 5-6-19 ... Acquired on waivers by Cincinnati on 5-7-19.

**College highlights:** Spent four seasons (2015-18) at Pitt ... Played in 48 games, with eight starts ... Rushed 381 times for 2189 yards (5.7 average) and 21 TDs ... Also caught 38 passes for 267 yards and one TD. **2018**—Played in all 14 games ... Logged career-highs in carries (153), rushing yards (1144), yards-per-rush (7.5) and rushing TDs (10) ... His yards-per-carry average of 7.48 set a Pitt single-season record, topping Tony Dorsett's 6.6 in 1975 (minimum 1000 yards gained) ... Also caught 15 passes for 66 yards ... Rushed for 229 yards and three TDs on just 19 carries (12.1 average) in win at Virginia, and was named Walter Camp National Offensive Player of the Week as well as the ACC Running Back of the Week ... Rushed for 186 yards on seven carries (26.6 average) in win over Virginia Tech, and had a 73-yard TD run ... Rushed for 123 yards and a TD on 16 carries (7.7 average) in Sun Bowl vs. Stanford ... Named

to All-ACC Academic Football Team, and was recipient of Pitt's prestigious Blue-Gold Award for outstanding academic, athletic, community and leadership achievement. **2017**—Played in all 12 games, with seven starts ... Rushed 128 times for 628 yards (4.9) and nine TDs, and caught 16 passes for 157 yards and one TD ... Rushed for 254 yards and three TDs on 24 carries (10.6) in win over Duke, and had TD runs of 79 and 92 yards; the 92-yard score was the longest TD run in Pitt history, eclipsing a record that stood for 100 years (George McLaren's 91-yard run vs. Syracuse in 1917) ... Named ACC Offensive Back of the Week for his Duke performance ... Rushed for 121 yards and career-high four TDs on 23 carries against North Carolina ... Named to All-ACC Academic Football Team. **2016**—Played in 12 games as a reserve ... Rushed 36 times for 160 yards (4.4 average). **2015**—Played in 10 games, with one start ... Rushed 64 times for 257 yards (4.0) and two TDs ... Notched his first 100-yard game vs. Miami, when he rushed for 103 yards on 12 carries (8.6 average).

**High school:** Attended Austintown Fitch High School in Austintown, Ohio ... Senior season was limited by knee injury to just four full games ... As a junior, was named to Division I All-Ohio Team (AP) after rushing for 1465 yards and 13 TDs, and leading team to 12-1 record ... As a freshman and sophomore, was teammates with Bengals C Billy Price ... Honor student and recipient of the Henry Schuller Award for earning the highest grade point average on the Fitch football team ... Also participated in track.

**Personal:** Hometown is Youngstown, Ohio ... Health and physical activity major at Pitt.



## HARRIS, CLARK

**LS #46**

**Height:** 6-5  
**Weight:** 250  
**College:** Rutgers  
**Experience:** 11th-year player in 2019

**2018 games-starts:** 16-0  
**Career games-starts:** 156-0  
**Born:** 7-10-84  
**Hometown:** Manahawkin, N.J.  
**Acquired:** FA'09

Harris in 2019 enters his 11th season as the Bengals' long-snapper, a position in which he has been a paragon of reliability ... Has had no unplayable snaps in 1428 attempts as a Bengal (765 punts, 663 placekicks) ... Handled all 136 Bengals deep snaps in 2018 (72 punts, 64 placekicks) ... At 35 years old, is the oldest Bengal on the roster entering 2019 ... In 2017, earned his first career Pro Bowl selection, becoming the first-ever Bengals long snapper to earn a Pro Bowl nod ... Also strong in kick coverage, he had three special teams tackles in 2018, bringing his career total to 33 ... Played in 117 consecutive Bengals regular-season games (123 including playoffs) after joining team in mid-2009, tied for fifth-most consecutive games in team history; however, the streak was snapped on Nov. 27, 2016 at Baltimore, when he missed Ravens game after suffering a groin injury the previous week.

**Career transactions:** Selected by Green Bay in seventh round of 2007 NFL Draft (243rd overall) ... Signed with Packers on 6-20-07 ... Waived by Packers on 9-1-07 ... Signed to Packers practice squad on 9-4-07 ... Released from Packers practice squad on 9-11-07 ... Signed to Detroit practice squad on 11-28-07 ... Signed to Lions roster on 12-31-07 ... Waived by Lions on 5-19-08 ... Re-signed with Lions as free agent on 8-19-08 ... Waived by Lions on 8-31-08 ... Signed to Houston practice squad on 9-17-08 ... Released from Texans practice squad on 9-30-08 ... Re-signed to Texans practice squad on 11-4-08 ... Signed to Texans roster on 12-3-08 ... Waived by Texans on 9-5-09 ... Signed to Texans practice squad on 9-30-09 ... Released from Texans practice squad on 10-6-09 ... Signed with Cincinnati as free agent on 10-13-09 ... Re-signed with Bengals on 3-8-13 ... Signed contract extension with Bengals on 10-16-17 ... Signed contract extension with Bengals on 11-5-18.

**2018 highlights:** Played in all 16 games ... Handled all 136 deep snaps (72 punts, 64 placekicks) without an unplayable delivery ... Recorded three special teams tackles (one solo).

**Previous seasons:** **2007**—Did not play in regular season, opening with Green Bay practice squad and finishing on Detroit practice squad. **2008**—Opened preseason with Detroit, then spent time on Houston's practice squad before being signed to Texans' roster ... Played in Games 13-16 for Houston ... Made NFL debut Dec. 7 at Green Bay and snapped for game-winning FG. **2009**—Spent time on Houston's practice squad before signing with Cincinnati ... Played for Bengals in Games 6-16, plus Wild Card playoff, and handled 105 snaps (44 placekicks, 61 punts). **2010**—Had no unplayable deliveries for Bengals on 135 snaps (72 punts and 63 placekicks) ... Downed two punts on Dec. 12 at Pittsburgh, including one at Steelers' eight. **2011**—Played in all 16 games and in Wild Card playoff, handling all 169 long snaps (94 punts and 75 placekicks) ... Also had a special teams stop in Wild Card game on 1-7-12 at Houston. **2012**—Played in all 16 Bengals games, plus Wild Card playoff, with 142 successful snaps (81 punts, 61 placekicks) ... In wins Sept. 30 at

Jacksonville and Nov. 18 at Kansas City, delivered tight-angled, accurate snaps on fake punts to upback Cedric Peerman, aiding successful fourth-down conversions and setting up Bengals TD later in each drive ... On Dec. 2 at San Diego, downed a punt at Chargers four, helping set up field position for fourth-quarter comeback win. **2013**—Played in Games 1-16 and in Wild Card playoff, with 155 on-target snaps (78 punts and 77 placekicks) ... On Oct. 20 at Detroit, downed punt at Lions six-yard line late in fourth quarter, helping set up field position for eventual game winning FG. **2014**—Played in Games 1-16 and postseason, with 155 successful snaps (81 punts, 74 placekicks) ... Led team with three special teams tackles in Wild Card playoff at Indianapolis ... **2015**—Played in Games 1-16 and set career-high in special teams tackles (five) ... Also played in Wild Card playoff ... Two special teams stops in playoff-clinching win Nov. 20 at San Francisco. **2016**—Played in 13 games (Games 1-10 and 14-16) ... Inactive for Games 11-13, due to groin injury suffered Nov. 20 vs. Buffalo ... Snapped successfully for 78 punts and 70 placekicks ... Six special teams tackles, including two Jan. 1 vs. Baltimore. **2017**—Played in all 16 games ... Delivered all 143 snaps (89 punts, 54 placekicks) without an unplayable delivery ... Recorded four special teams tackles (two solo) ... Was selected to 2017 Pro Bowl by AFC coaching staff (Pittsburgh Steelers coaches).

**Pro Bowl participation:** Chosen by Pittsburgh Steelers head coach Mike Tomlin as "need" player for 2017 season game at Orlando, becoming first-ever Bengals LS to earn a Pro Bowl nod (the Steelers staff coached the AFC team) ... Had four snaps in the game (one FG and three PATs), including one for the game-winning point in the AFC's 24-23 victory ... Was named one of the AFC's team captains ... During a Pro Bowl practice prior to the game, Harris set a new Guinness World Record for longest recorded snap at 36 yards, eight inches, shattering the previous record of 34 yards by Jase Whitner in Perrysburg, Ohio in 2017.

**College:** Was standout TE at Rutgers, also handling long-snapping duties ... Was a three-time first-team All-Big East selection ... Played 48 games from 2003-06, with 42 starts ... Finished career ranked sixth in program history in receptions (143) and receiving yards, and tied for seventh in TDs (11) ... Caught a pass in 38 straight games, registering what was third-longest streak in Big East history ... Had five career games of 100 or more receiving yards.

**Personal:** Hometown is Manahawkin, N.J. ... Attended Southern Regional High School ... Married (wife Jessica) with two sons, Trent and Troy ... Hobbies include video games, golf, basketball and water sports.

**NOTE ABOUT NFL EXPERIENCE:** Harris did not earn an accrued year of experience toward NFL free agency in 2007 or '08 because he was not on a 53-player roster, a Reserve/Injured list or a Reserve/Physically Unable to Perform list for the required minimum of six games in either season.

## CLARK HARRIS' STATISTICS

			SPECIAL TEAMS								KICKOFF RETURNS						PUNT RETURNS					
YEAR	TEAM	G-S	ST	AT	TT	FF	FR-YDS	BP	BFG	BXP	NO	YDS	AVG	FC	LG	TD	NO	YDS	AVG	FC	LG	TD
2007	Green Bay	0-0					DID NOT PLAY*															
	Detroit	0-0					DID NOT PLAY*															
2008	Houston	4-0	0	0	0	0	0-0	0	0	0	—	—	—	—	—	—	—	—	—	—	—	—
2009	Houston	0-0					DID NOT PLAY*															
	Cincinnati	11-0	1	0	1	0	0-0	0	0	0	—	—	—	—	—	—	—	—	—	—	—	—
2010	Cincinnati	16-0	3	0	3	0	0-0	0	0	0	—	—	—	—	—	—	—	—	—	—	—	—
2011	Cincinnati	16-0	2	1	3	0	0-0	0	0	0	—	—	—	—	—	—	—	—	—	—	—	—
2012	Cincinnati	16-0	4	0	4	0	0-0	0	0	0	—	—	—	—	—	—	—	—	—	—	—	—
2013	Cincinnati	16-0	1	2	3	0	0-0	0	0	0	—	—	—	—	—	—	—	—	—	—	—	—
2014	Cincinnati	16-0	1	0	1	0	0-0	0	0	0	—	—	—	—	—	—	—	—	—	—	—	—
2015	Cincinnati	16-0	4	1	5	0	0-0	0	0	0	—	—	—	—	—	—	—	—	—	—	—	—
2016	Cincinnati	13-0	3	3	6	0	0-0	0	0	0	—	—	—	—	—	—	—	—	—	—	—	—
2017	Cincinnati	16-0	2	2	4	0	0-0	0	0	0	—	—	—	—	—	—	—	—	—	—	—	—
2018	Cincinnati	16-0	1	2	3	0	0-0	0	0	0	—	—	—	—	—	—	—	—	—	—	—	—
HOU. TOTALS		4-0	0	0	0	0	0-0	0	0	0	—	—	—	—	—	—	—	—	—	—	—	—
CIN. TOTALS		152-0	22	11	33	0	0-0	0	0	0	—	—	—	—	—	—	—	—	—	—	—	—
CAREER		156-0	22	11	33	0	0-0	0	0	0	—	—	—	—	—	—	—	—	—	—	—	—

**POSTSEASON**

YEAR	TEAM	G-S	SPECIAL TEAMS							KICKOFF RETURNS							PUNT RETURNS					
			ST	AT	TT	FF	FR-YDS	BP	BFG	BXP	NO	YDS	AVG	FC	LG	TD	NO	YDS	AVG	FC	LG	TD
2009	Cincinnati	1-0	0	0	0	0	0-0	0	0	0	—	—	—	—	—	—	—	—	—	—	—	—
2011	Cincinnati	1-0	1	0	1	0	0-0	0	0	0	—	—	—	—	—	—	—	—	—	—	—	—
2012	Cincinnati	1-0	1	0	1	0	0-0	0	0	0	—	—	—	—	—	—	—	—	—	—	—	—
2013	Cincinnati	1-0	0	0	0	0	0-0	0	0	0	—	—	—	—	—	—	—	—	—	—	—	—
2014	Cincinnati	1-0	1	2	3	0	0-0	0	0	0	—	—	—	—	—	—	—	—	—	—	—	—
2015	Cincinnati	1-0	0	0	0	0	0-0	0	0	0	—	—	—	—	—	—	—	—	—	—	—	—
CAREER		6-0	3	2	5	0	0-0	0	0	0	—	—	—	—	—	—	—	—	—	—	—	—

\* NOTE: Harris was on the practice squad for one regular-season game with Green Bay and five regular-season games with Detroit in 2007. In 2009, he was on the practice squad for one regular-season game with Houston.

**2018 GAME-BY-GAME**

DATE	OPPONENT	SPECIAL TEAMS							KICKOFF RETURNS							PUNT RETURNS					
		ST	AT	TT	FF	FR-YDS	BP	BFG	BXP	NO	YDS	AVG	FC	LG	TD	NO	YDS	AVG	FC	LG	TD
9-9	at Indianapolis	0	0	0	0	0-0	0	0	0	—	—	—	—	—	—	—	—	—	—	—	—
9-13	BALTIMORE	0	0	0	0	0-0	0	0	0	—	—	—	—	—	—	—	—	—	—	—	—
9-23	at Carolina	0	0	0	0	0-0	0	0	0	—	—	—	—	—	—	—	—	—	—	—	—
9-30	at Atlanta	0	0	0	0	0-0	0	0	0	—	—	—	—	—	—	—	—	—	—	—	—
10-7	MIAMI	0	0	0	0	0-0	0	0	0	—	—	—	—	—	—	—	—	—	—	—	—
10-14	PITTSBURGH	0	0	0	0	0-0	0	0	0	—	—	—	—	—	—	—	—	—	—	—	—
10-21	at Kansas City	0	0	0	0	0-0	0	0	0	—	—	—	—	—	—	—	—	—	—	—	—
10-28	TAMPA BAY	0	1	1	0	0-0	0	0	0	—	—	—	—	—	—	—	—	—	—	—	—
11-4	— BYE —																				
11-11	NEW ORLEANS	0	0	0	0	0-0	0	0	0	—	—	—	—	—	—	—	—	—	—	—	—
11-18	at Baltimore	0	0	0	0	0-0	0	0	0	—	—	—	—	—	—	—	—	—	—	—	—
11-25	CLEVELAND	0	1	1	0	0-0	0	0	0	—	—	—	—	—	—	—	—	—	—	—	—
12-2	DENVER	0	0	0	0	0-0	0	0	0	—	—	—	—	—	—	—	—	—	—	—	—
12-9	at L.A. Chargers	0	0	0	0	0-0	0	0	0	—	—	—	—	—	—	—	—	—	—	—	—
12-16	OAKLAND	0	0	0	0	0-0	0	0	0	—	—	—	—	—	—	—	—	—	—	—	—
12-23	at Cleveland	0	0	0	0	0-0	0	0	0	—	—	—	—	—	—	—	—	—	—	—	—
12-30	at Pittsburgh	1	0	1	0	0-0	0	0	0	—	—	—	—	—	—	—	—	—	—	—	—
TOTALS		1	2	3	0	0-0	0	0	0	—	—	—	—	—	—	—	—	—	—	—	—



## HARRIS, DAVONTAE

**CB #35**

**Height:** 5-11  
**Weight:** 200  
**College:** Illinois State  
**Experience:** 2nd-year player in 2019

**2018 games-starts:** 3-0  
**Career games-starts:** 3-0  
**Born:** 1-21-95  
**Hometown:** Wichita, Kan.  
**Acquired:** D5a'18

A Bengals 2018 fifth-round pick, Harris looks to expand his role in '19 after injuries limited him as a rookie ... Suffered a preseason knee injury as a rookie and spent first 12 games on Reserve/Injured, before returning in December ... Played in three games, saw action on 15 plays on special teams (did not play on defense), and recorded one special teams tackle ... Coming out of college, was considered by evaluators to be a developmental defensive back prospect with solid speed and athleticism ... Ran a 4.43 40-yard dash at 2018 NFL Combine, and recorded 22 bench-press reps of 225 pounds (third among all defensive backs).

**Career transactions:** Selected by Cincinnati in fifth round of 2018 NFL Draft (151st overall) ... Signed with Bengals on 5-11-18.

**2018 highlights:** Rookie fifth-round pick suffered knee injury in second preseason game, and was placed on Reserve/Injured on Sept. 3, after final cuts ... Returned to practice on Nov. 14, prior to Game 10 ... Spent three weeks with practice designation before being signed to the active roster on Dec.

5, prior to Game 13 ... Played in three games (Games 13 and 15-16) ... Inactive for Game 14 vs. Oakland ... Had one tackle on special teams.

**College:** Spent five seasons (2013-17) at Illinois State, with a redshirt season in '13 ... Played in 49 career games and totaled 208 tackles, 38 passes defended, 10 tackles for losses, four INTs and three sacks ... Started all 11 games as a senior, and recorded 57 tackles, including two sacks and 4.5 tackles for losses, with a team-high 14 passes defended and two INTs.

**Personal:** Hometown is Wichita, Kan. ... Attended Wichita South High School ... As a junior, totaled 40 tackles, five INTs and 15 pass breakups ... Entered senior season as sought-after recruit, but a ruptured intestine suffered in a game early in the season required emergency surgery and ended his season. After interest from Power Five schools disappeared, signed with Illinois State and redshirted as a freshman in 2013. ... Also a standout in prep track, where he was third in the state in the 100-meter dash and sixth in the 200-meter ... Business Administration major at ISU ... First name is pronounced "duh-VAHN-tay."

### DAVONTAE HARRIS' STATISTICS

			DEFENSE							INTERCEPTIONS					SCORING				
YEAR	TEAM	G-S	ST	AT	TT	SKS-YDS	PD	FF	FR-YDS	NO	YDS	AVG	LG	TD	TD	TD-IntRt	TD-FRRt	S	PTS
2018	Cincinnati	3-0	0	0	0	0-0	0	0	0-0	—	—	—	—	—	—	—	—	—	—
CAREER		3-0	0	0	0	0-0	0	0	0-0	—	—	—	—	—	—	—	—	—	—

		SPECIAL TEAMS									KICKOFF RETURNS						PUNT RETURNS					
YEAR	TEAM	ST	AT	TT	FF	FR-YDS	BP	BFG	BXP	NO	YDS	AVG	FC	LG	TD	NO	YDS	AVG	FC	LG	TD	
2018	Cincinnati	1	0	1	0	0-0	0	0	0	—	—	—	—	—	—	—	—	—	—	—	—	
CAREER		1	0	1	0	0-0	0	0	0	—	—	—	—	—	—	—	—	—	—	—	—	



## HART, BOBBY

OT #68

**Height:** 6-5  
**Weight:** 310  
**College:** Florida State  
**Experience:** 5th-year player in 2019

**2018 games-starts:** 16-16  
**Career games-starts:** 49-37  
**Born:** 8-21-94  
**Hometown:** Fort Lauderdale, Fla.  
**Acquired:** FA'18

Hart enters his second Bengals season as the team's No. 1 ROT, after starting all 16 games at that position for Cincinnati in 2018 ... Was one of four new starters along offensive line for 2018, and aided blocking effort for HB Joe Mixon's AFC-best 1168 rushing yards ... Joined Cincinnati as a free agent in February 2018, after spending the previous three seasons with the N.Y. Giants ... Originally a seventh-round draft pick of the Giants out of Florida State in 2015 ... Has played in 49 career games, with 37 starts.

**Career transactions:** Selected by N.Y. Giants in seventh round of 2015 NFL Draft (226th overall) ... Signed with Giants on 5-8-15 ... Waived (injured) by Giants on 12-30-17 ... Cleared waivers and reverted to Giants Reserve/Injured list on 2-5-18 ... Waived (after being activated from Reserve/Injured) by Giants on 2-9-18 ... Signed with Cincinnati as free agent on 2-14-18 ... Re-signed with Bengals on 3-12-19.

**2018 highlights:** Started all 16 games at ROT ... Contributed to blocking effort for HB Joe Mixon, who rushed for AFC-best 1168 yards and became the first Bengal to rush for 1000 yards since Jeremy Hill in 2014 ... Aided blocking effort for four 100-yard rushing games by Mixon ... On Sept. 13 vs. Baltimore, supported blocking effort for offense that scored 28 first-half points and totaled 373 net yards ... On Sept. 30 at Atlanta, aided offense's season-high 407 net yards, including 337 yards passing from QB Andy Dalton ... On Nov. 25 vs. Cleveland, supported season-high 155 yards from scrimmage for Mixon ... Assisted offense in controlling season-high time of possession (33:19) on Dec. 16 vs. Oakland, and supported Mixon's season-high 129 rushing yards.

**Previous seasons:** **2015**—Played in nine games as a rookie, with one start ... Inactive for seven games ... Made NFL debut on Sept. 25 vs. Washington, seeing time on special teams ... Made first career start, at ROT, on Oct. 6 vs. N.Y. Jets. **2016**—Played in 14 games, with 13 starts ... Also played in NFC Wild Card Game at Green Bay ... After not playing in first two games, started 13 straight games at ROT ... Part of Giants' blocking effort that allowed just 22 regular-season sacks (second fewest in NFL). **2017**—Played in 10 games, with seven starts for the Giants ... Inactive for two games, and active-DNP for three ... Waived (injured) by Giants the day before the season finale ... As a matter of procedure, he did not clear waivers until the day after the Super Bowl, and once he did, he reverted to the Giants' Reserve/Injured list on Feb. 5

... He again was waived by the Giants on Feb. 9 after being activated from RI.

**College:** Played four seasons (2011-14) at Florida State ... Three-year starter ... Started 37 career games, including 28 consecutive at ROT from 2013-14 ... Started all 14 games at ROT as a senior in 2014, helping the Seminoles to College Football Playoff appearance ... Started all 14 games at ROT for 2013 Seminoles team that won National Championship, and blocked for Heisman-Trophy-winning QB Jameis Winston ... Thrust into lineup as 17-year old true freshman in 2011 (turned 17 in preseason camp), due to injuries along line, and started season's final nine games.

**Personal:** Hometown is Lauderhill, Fla. ... Attended St. Thomas Aquinas High School in Fort Lauderdale ... As a senior in 2010, helped lead team to Florida Class 5A State Championship and No. 3 national ranking ... High school teammate of Bengals HB Giovani Bernard ... Played in Under Armour All-American Game ... Also participated in high school wrestling and basketball ... Sports Management major at Florida State ... Has established the Hart of Greatness Foundation, which identifies greatness in and then benefits children and young adults through educational, leadership, character and sports programs.

### BOBBY HART'S STATISTICS

#### GAMES-STARTS

YEAR	TEAM	GAMES	STARTS
2015	N.Y. Giants .....	9	1
2016	N.Y. Giants .....	14	13
2017	N.Y. Giants .....	10	7
2018	Cincinnati .....	16	16
NYG TOTALS		33	21
CIN. TOTALS		16	16
CAREER		49	37

#### POSTSEASON

#### GAMES-STARTS

YEAR	TEAM	GAMES	STARTS
2016	N.Y. Giants .....	1	0
CAREER		1	0





## HENDERSON, TRAYVON

**S #41**

**Height:** 6-0  
**Weight:** 205  
**College:** Hawaii  
**Experience:** 2nd-year player in 2019

**2018 games-starts:** 0-0  
**Career games-starts:** 0-0  
**Born:** 8-15-95  
**Hometown:** Sacramento, Calif.  
**Acquired:** CFA'18

*A 2018 college free agent signee of the Bengals, Henderson looks to make a successful roster bid in '19 after a preseason knee injury (torn ACL) ended his rookie campaign ... Had a strong 2018 preseason and was in the mix for a roster spot, before suffering knee injury on run back after an INT in fourth quarter of preseason finale ... Totaled 11 tackles, a sack and an INT in 2018 preseason ... Considered an experienced, play-making safety in five seasons at Hawaii, he posted five career sacks, 18 tackles for losses and nine INTs.*

**Career transactions:** Signed with Cincinnati as college free agent on 5-11-18.

**2018 highlights:** Played in all four preseason games, with a start in preseason Game 4 ... Suffered torn ACL in right knee after making an INT in the fourth quarter of preseason finale vs. Indianapolis ... Placed on Reserve/Injured

list on Sept. 1 ... Preseason totals of 11 tackles, including a sack, along with an INT, two PDs and a special teams tackle.

**College:** Spent five seasons (2013-17) at Hawaii, including a redshirt year in '15 when his season ended due to injury after two games ... Played in 49 games, with 38 starts, with career totals of 237 tackles, including 18 for losses and 5.0 sacks, 22 passes defended, nine INTs, a FF and two FRs ... Team captain as a senior in 2017, and recorded 55 tackles, including four for losses and two sacks, with one INT, one FF and three pass breakups.

**Personal:** Hometown is Sacramento, Calif. ... Attended Grant Union High School in Sacramento ... As a senior, totaled 113 tackles and four INTs in 10 games, and on offense caught 39 passes for 673 yards and eight TDs ... Sociology major at Hawaii ... First name is pronounced "TRAY-vahn."

### TRAYVON HENDERSON'S STATISTICS

			DEFENSE							INTERCEPTIONS						SCORING				
YEAR	TEAM	G-S	ST	AT	TT	SKS-YDS	PD	FF	FR-YDS	NO	YDS	AVG	LG	TD		TD	TD-IntRt	TD-FRRt	S	PTS
2018	Cincinnati	0-0	DID NOT PLAY*							DID NOT PLAY*						DID NOT PLAY*				
CAREER		0-0	0	0	0	0-0	0	0	0-0	—	—	—	—	—		—	—	—	—	—

\* NOTE: Henderson was on the Reserve/Injured list for 16 regular-season games with Cincinnati in 2018.



## HOPKINS, TREY

**G/C #66**

**Height:** 6-3  
**Weight:** 316  
**College:** Texas  
**Experience:** 4th-year player in 2019

**2018 games-starts:** 16-9  
**Career games-starts:** 30-21  
**Born:** 7-6-92  
**Hometown:** Houston, Texas  
**Acquired:** CFA'14

Originally a Bengals college free agent signee in 2014, Hopkins battled injuries and bounced between the Bengals' roster and practice squad his first three seasons before budding into a valuable and versatile veteran offensive lineman ... Has played in 30 career games, with 21 starts ... Began 2018 as a reserve OL, but ended up starting nine games at three different positions as an injury replacement ... Saw first career action at C, when he started Games 3-8 for injured starter Billy Price, then started one game at RG (Game 9) and two games at LG (Games 12-13) ... Served as Cincinnati's No. 1 RG in 2017, and played in 13 games (12 starts) after having only one game of prior NFL experience.

**Career transactions:** Signed with Cincinnati as college free agent on 5-12-14 ... Waived by Bengals on 9-5-15 ... Signed to Bengals practice squad on 9-6-15 ... Signed to Bengals roster on 1-11-16 ... Waived by Bengals on 9-3-16 ... Re-signed with Bengals on 9-4-16 ... Waived by Bengals on 9-15-16 ... Signed to Bengals practice squad on 9-16-16 ... Signed to Bengals roster on 12-31-16 ... Re-signed as restricted free agent with Bengals on 4-4-19.

**2018 highlights:** Played in 16 games, with nine starts ... Started at C for injured starter Billy Price in Games 3-8 ... Also started at RG in Game 9, and at LG in Games 12-13 ... Contributed to blocking effort for HB Joe Mixon, who rushed for AFC-best 1168 yards and became the first Bengal to rush for 1000 yards since Jeremy Hill in 2014 ... On Sept. 13 vs. Baltimore, entered game at C in first quarter as replacement for injured starter Billy Price, and supported blocking effort for offense that scored 28 first-half points and totaled 373 net yards ... On Sept. 30 at Atlanta, aided offense's season-high 407 net yards, including 337 yards passing from QB Andy Dalton.

**Previous seasons:** **2014**—Played in three preseason games, with one start at LG ... Suffered leg injury Aug. 24 at Arizona ... Placed on Reserve/Injured list Aug. 30. **2015**—Missed first two preseason games with leg injury, but played in the last two ... On practice squad for Games 1-16 and Wild Card playoff. **2016**—Inactive Sept. 11 at N.Y. Jets ... On practice squad for Games 2-15 ... Re-signed to roster prior to season finale and made NFL debut Jan. 1 vs. Baltimore, playing 10 snaps on offense and five on special teams ... Played all four preseason games, with start at LOT in Game 4. **2017**—Played in 13 games, with 12 starts at RG ... Inactive Games 2-4 with a knee injury ... Assisted offense in controlling season-high time of possession (35:02) Oct. 1 at Cleveland ... On Oct. 8 vs. Buffalo, aided offense's season-high 388 net yards and QB Andy Dalton's season-high 328 yards passing ... On Nov. 26 vs. Cleveland, supported first career 100-yard rushing game for HB Joe Mixon (23-114) and team's highest net rushing total of season (152 yards) ... On

Dec. 24 vs. Detroit, blocked for HB Giovani Bernard's season-high 116 yards rushing and team's season-high 28 first downs.

**College:** Played four seasons (2010-13) at Texas, appearing in 50 games with 42 starts (28 starts at LG, 14 at ROT) ... Two-time All-Big 12 selection, and earned first-team honors at G in 2013 from Associated Press, Sporting News and ESPN.com ... Started all 13 games in 2013 (12 at LG, one at ROT), and helped offense average 196.2 yards rushing yards per game while allowing just 16 sacks ... Started all 13 games at ROT as a sophomore and helped offense average 202.6 rushing yards and 392.5 yards total offense.

**Personal:** Hometown is Houston, Texas ... Attended North Shore High School, where he was All-American, all-state, all-area and two-time first-team all-district as a senior ... 2011 Academic All-Big 12 first team selection and named to Big 12 Commissioner's Honor Roll (Spring 2011) ... Plays saxophone and clarinet ... Other hobbies include playing Xbox ... Has performed community service with Maslow's Army (homeless relief) ... Biology major at Texas.

**NOTE ABOUT NFL EXPERIENCE:** Hopkins did not earn an accrued year of experience toward NFL free agency in 2015 or '16 because he was not on a 53-player roster, a Reserve/Injured list or a Reserve/Physically Unable to Perform list for the required minimum of six games in either season.

### TREY HOPKINS' STATISTICS

#### GAMES-STARTS


YEAR	TEAM	GAMES	STARTS
2014	Cincinnati.....	*DID NOT PLAY	
2015	Cincinnati.....	*DID NOT PLAY	
2016	Cincinnati.....	1	0
2017	Cincinnati.....	13	12
2018	Cincinnati.....	16	9
CAREER		30	21

#### POSTSEASON

#### GAMES-STARTS

YEAR	TEAM	GAMES	STARTS
2014	Cincinnati.....	*DID NOT PLAY	
2015	Cincinnati.....	*DID NOT PLAY	
CAREER		0	0

\* NOTE: Hopkins was on the Reserve/Injured list for 16 regular-season games and one postseason game with Cincinnati in 2014. In 2015, he was on the practice squad for 16 regular-season games and one postseason with Cincinnati.



## HUBBARD, SAM

**DE #94**

**Height:** 6-5  
**Weight:** 265  
**College:** Ohio State  
**Experience:** 2nd-year player in 2019

**2018 games-starts:** 16-0  
**Career games-starts:** 16-0  
**Born:** 6-29-95  
**Hometown:** Cincinnati, Ohio  
**Acquired:** D3a'18

Cincinnati native (Archbishop Moeller High School) and 2018 Bengals third-round draft pick looks to expand his role on defense in '19 after a productive rookie season ... Played in all 16 games as a rookie, and saw action on 508 of 1129 possible defensive snaps (45 percent) in reserve defensive lineman role ... Played primarily DE as a rookie, but also saw time at DT in nickel packages ... Totaled six sacks (third on team), a FF and a FR ... Helped seal win vs. Miami when he recovered a Ryan Tannehill fumble (forced by DE Carlos Dunlap) late in the fourth quarter and returned it 19 yards for a score ... Played safety in high school, where he helped Moeller to back-to-back state titles as a junior and senior, before switching to DE at Ohio State.

**Career transactions:** Selected by Cincinnati in third round of 2018 NFL Draft (77th overall) ... Signed with Bengals on 6-21-18.

**2018 highlights:** Played in all 16 games ... Played primarily as a rotational defensive lineman, seeing action on 508 of 1129 possible defensive snaps (45 percent) ... Primary position was DE, but also saw snaps at DT in nickel packages ... Also served as lead-blocker in goal-line situations, and helped HB Joe Mixon to one-yard TD runs in both Game 1 at Indianapolis and Game 10 at Baltimore ... Logged first career sack on Sept. 13 vs. Baltimore, downing QB Joe Flacco ... On Oct. 7 vs. Miami, recovered a Ryan Tannehill fumble (forced by DE Carlos Dunlap) late in the fourth quarter and returned it 19 yards for a TD, putting the Bengals ahead by two scores and sealing a win ... On Oct. 28 vs. Tampa Bay, sacked Buccaneers QB Jameis Winston on a third-and-14 to force a punt ... On Nov. 18 at Baltimore, sacked Ravens QB

Lamar Jackson to force a third-and-seven ... On Dec. 2 vs. Denver, sacked Broncos QB Case Keenum to force a fourth down, which resulted in a missed FG ... On Dec. 16 vs. Oakland, had two sacks of Raiders QB Derek Carr, including a strip sack (recovered by Dunlap).

**College:** Spent four years (2014-17) at Ohio State, with a redshirt season during the Buckeyes' national championship run in '14 ... Played in 40 career games (22 starts), and totaled 116 tackles, including 29.5 tackles for losses and 17 sacks (15th in school history), as well as one INT, three pass breakups, three FFs and two FRs ... Helped OSU to a combined record of 35-5 during his three seasons of action ... Also an accomplished student at OSU, he was a first-team Academic All-American (2016), three-time Academic All-Big Ten honoree ('15-17), and three-time OSU Scholar Athlete ('14-16).

**Personal:** Hometown is Cincinnati ... Attended Archbishop Moeller High School in Cincinnati ... Played safety for the Crusaders, and helped team to state titles in his junior (2012) and senior ('13) seasons ... Earned first-team Division I all-state honors (AP) as a safety in 2013 ... Also a standout lacrosse player at Moeller and was committed to play collegiately at Notre Dame, before ultimately opting for a football scholarship at Ohio State ... Originally noticed by OSU head coach Urban Meyer while playing dodgeball in gym class ... Interned at Goldman Sachs in New York City during summer of 2016, and interned with JPMorgan Chase in spring of '17 ... Held a spring football camp for kids at Moeller High School to benefit the Freestore Foodbank ... Graduated from Ohio State with degree in finance; minored in history.

### SAM HUBBARD'S STATISTICS

YEAR	TEAM	G-S	DEFENSE							INTERCEPTIONS					SCORING				
			ST	AT	TT	SKS-YDS	PD	FF	FR-YDS	NO	YDS	AVG	LG	TD	TD	TD-IntRt	TD-FRRt	S	PTS
2018	Cincinnati	16-0	27	12	39	6-37	2	1	1-19	—	—	—	—	—	1	0	1	0	6
CAREER		16-0	27	12	39	6-37	2	1	1-19	—	—	—	—	—	1	0	1	0	6

### 2018 GAME-BY-GAME

		DEFENSE								INTERCEPTIONS				
DATE	OPPONENT	ST	AT	TT	SKS-YDS	INT-YDS	PD	FF	FR-YDS	NO	YDS	AVG	LG	TD
9-9	at Indianapolis	0	0	0	0-0	0-0	0	0	0-0	—	—	—	—	—
9-13	BALTIMORE	3	2	5	1-11	0-0	0	0	0-0	—	—	—	—	—
9-23	at Carolina	2	0	2	0-0	0-0	0	0	0-0	—	—	—	—	—
9-30	at Atlanta	1	0	1	0-0	0-0	0	0	0-0	—	—	—	—	—
10-7	MIAMI	3	0	3	0-0	0-0	1	0	1-19	—	—	—	—	—
10-14	PITTSBURGH	1	1	2	0-0	0-0	0	0	0-0	—	—	—	—	—
10-21	at Kansas City	1	0	1	0-0	0-0	0	0	0-0	—	—	—	—	—
10-28	TAMPA BAY	3	2	5	1-6	0-0	1	0	0-0	—	—	—	—	—
11-4	— BYE —													
11-11	NEW ORLEANS	0	2	2	0-0	0-0	0	0	0-0	—	—	—	—	—
11-18	at Baltimore	5	0	5	1-5	0-0	0	0	0-0	—	—	—	—	—
11-25	CLEVELAND	1	3	4	0-0	0-0	0	0	0-0	—	—	—	—	—
12-2	DENVER	2	0	2	1-1	0-0	0	0	0-0	—	—	—	—	—
12-9	at L.A. Chargers	0	0	0	0-0	0-0	0	0	0-0	—	—	—	—	—
12-16	OAKLAND	2	0	2	2-14	0-0	0	1	0-0	—	—	—	—	—
12-23	at Cleveland	1	0	1	0-0	0-0	0	0	0-0	—	—	—	—	—
12-30	at Pittsburgh	2	2	4	0-0	0-0	0	0	0-0	—	—	—	—	—
TOTALS		27	12	39	6-37	0-0	2	1	1-19	—	—	—	—	—



## HUBER, KEVIN

P #10

**Height:** 6-1  
**Weight:** 210  
**College:** Cincinnati  
**Experience:** 11th-year player in 2019

**2018 games-starts:** 16-0  
**Career games-starts:** 158-0  
**Born:** 7-16-85  
**Hometown:** Cincinnati, Ohio  
**Acquired:** D5'09

*Cincinnati native enters 2019 as longest-tenured Bengal, and has played in 162 of 164 possible games (including postseason) since joining team as fifth-round draft pick in '09 ... Enters 2019 as Bengals' career leader in every significant punting category, including punts (768), punting yards (34,618), gross average (45.08), net average (39.79) and inside-20 punts (266) ... Also shares franchise record for longest punt (75) ... Owns Bengals' best career ratio for inside-20s to touchbacks (4.3-to-1, 266-62) ... Particularly adept at pinning opponents deep in their own territory, he owns the top five seasons in team history for most inside-20 kicks ... In 2014, he was an initial-ballot Pro Bowl selection after re-setting season records he already held for gross and net averages ... Has also been reliable holder on placekicks for his entire Bengals career.*

**Career transactions:** Selected by Cincinnati in fifth round of 2009 NFL Draft (142nd overall) ... Signed with Bengals on 7-16-09 ... Re-signed with Bengals on 3-8-13 ... Re-signed with Bengals as unrestricted free agent on 3-15-18.

**2018 highlights:** Played in all 16 games ... Punted 71 times for 3119 yards, for a 43.9-yard gross average and a 39.4-yard net average ... Passed Lee Johnson (32,196) for most punting yards in team history on Oct. 14 vs. Pittsburgh ... Passed Johnson (746) for most punts in team history on Dec. 2 vs. Denver ... Had seven games with at least two inside-20 kicks, including two — Sept. 13 vs. Baltimore and Oct. 14 vs. Pittsburgh — with four inside-20 kicks ... Boomed a season-long 69-yard punt vs. Denver on Dec. 2.

**Previous seasons:** 2009—First kicking specialist taken in 2009 draft ... Was only the second player drafted by the Bengals who grew up in Cincinnati and attended both high school and college in the Queen City (attended McNicholas High School and the University of Cincinnati); the first such player was RB Clem Turner, a 1969 fourth-round draftee who went to Woodward High and then UC (Turner played for the Bengals only in '69, and he also played for Denver from '70-'72) ... Rookie's 43.2-yard gross average tied Bengals' second-best since 1999 ... Had 36.3 net average, and in 10 previous seasons, only once did a Bengals punter better that mark ... Had 24 inside-20 kicks and only 10 touchbacks ... Made regular-season debut Sept. 13 vs. Denver, averaging 39.7 yards on seven punts, with season-best five inside-20 ... Had two key punts in second half of Sept. 20 win at Green Bay, a 48-yarder that went out of bounds at Green Bay four and a 56-yarder to Packers 26. **2010**—Averaged 42.1 yards per punt (38.2 net), with 28 inside-20s and six touchbacks ... Had only one touchback in last 11 games ... Helped Bengals control field position all day in win Sept. 26 at Carolina, as five of his six punts were downed inside-20 (tied career high), including three inside the five ... All three punts on Oct. 3 at Cleveland were inside-20s ... On Nov. 8 vs. Pittsburgh, had punt downed at Steelers' one but also suffered only career blocked punt, due to protection breakdown. **2011**—Averaged 44.2 yards on career-high 91 punts, and 39.2 net was second-best for a Bengals season at that time ... Played all 16 games and in Wild Card playoff ... His 4023 total punting yards set a new Bengals record at the time, surpassing Lee Johnson's 3954 in 1993 ... Had punt downed at two-yard line Oct. 9 at Jacksonville, helping set up field position for offense's game-winning TD drive ... Averaged 45.3 yards on seven punts in key win Dec. 4 at Pittsburgh, along with season-best four inside-20s and no touchbacks. **2012**—Led NFL in punts downed inside five-yard line (11) ... Averaged 46.6 gross yards and 42.0 net on 76 punts, both averages Bengals records at the time ... Had 33 inside-20 kicks and just seven touchbacks, and his plus-26 differential ranked tied for sixth in NFL ... In Bengals' playoff-clinching win Dec. 23 at Pittsburgh, averaged 52.7 yards on six punts (48.3 net), and his four inside-20s included one out of bounds at Steelers two ... In Wild Card playoff at Houston, averaged 46.6 yards on five kicks (43.8 net), with three inside-20s and no touchbacks. **2013**—Played in Games 1-14 before missing last two games and Wild Card playoff, due to jaw and neck injuries suffered Dec. 15 at Pittsburgh ... Had crucial play in Oct. 6 win vs. New England, a 57-yard punt into strong winds and heavy rain late in fourth quarter ... Named AFC Special Teams Player of the Week on Dec. 1 at San Diego, after punting for career-high gross and net averages (both 55.5),

with two inside-20s, no touchbacks and no return yards allowed ... Also vs. San Diego, tied Kyle Larson's club record for longest punt (75) ... Finished season with gross average of 45.2, and his 40.5 net ranked eighth in NFL ... Had 24 inside-20 kicks, with just four touchbacks ... No touchbacks on Sept. 29 vs. Cleveland, and his three inside-20s forced Browns to start drives from their five, eight and nine-yard lines ... Had three inside-20 kicks among his five punts Oct. 13 at Buffalo, including overtime kick that pinned Bills at their seven, helping set up field position for game-winning FG ... On Oct. 20 at Detroit, had 47.0 net on four punts, with one kick downed at Lions six with 1:52 remaining, setting up field position for Bengals game winning FG. **2014**—Ranked fourth in NFL in gross average (46.8) and fifth in net (42.1), re-setting records he had posted in 2012 ... Selected in initial voting for Pro Bowl, and earned first-team All-Pro honors from Sporting News ... Had 27 inside-20 kicks and six touchbacks ... On Sept. 21 vs. Tennessee averaged 49.3 gross and had three inside-20 kicks, downed at the two, 11 and four, two of which helped set up early scores ... Punted 11 times for 558 total yards Oct. 19 at Indianapolis, tying franchise record for punts in a game and setting record for yards ... Four inside-20s and no touchbacks on Nov. 23 at Houston ... In Wild Card playoff at Indianapolis, punted eight times for 47.5 gross and 43.1 net, with three inside-20s and no touchbacks. **2015**—Appeared in all 16 games and in Wild Card playoff ... Averaged 53.7 gross and 47.0 net on three punts Sept. 20 vs. San Diego, with two inside-20s and one touchback ... On Oct. 4 vs. Kansas City, had longest punt of season, 67-yarder downed at Chiefs' seven, and in fourth quarter had 42-yarder downed at one ... On Nov. 1 at Pittsburgh, had three inside-20s (no touchbacks), forcing Pittsburgh drive starts at five-, 17- and eight-yard lines ... Three inside-20s and no TBs in Wild Card playoff vs. Pittsburgh. **2016**—Played in Games 1-16, averaging 46.3 yards gross and 39.5 net ... Posted 23 inside-20s against eight touchbacks ... On Sept. 18 at Pittsburgh, averaged 45.2 gross and 40.2 net on nine punts, with three inside-20s and no TBs ... On Oct. 30 vs. Washington in London, had season-best 52.2 gross yards on five punts ... Had a kick downed at the one for the second straight game on Nov. 20 vs. Buffalo, and had one additional inside-20, with no touchbacks ... Had his season-long punt (72 yards) on Dec. 11 at Cleveland, and one of his two inside-20s was downed at the two ... Posted season-best net average (45.3) on three kicks on Dec. 18 vs. Pittsburgh. **2017**—Played in 16 games ... Punted 88 times for 4101 yards, with a 46.6-yard gross average and 40.8-yard net average ... His 4101 total punting yards set a new team record, surpassing his own mark of 4023, set in 2011 ... Recorded 32 inside-20 kicks vs. just three touchbacks ... His 32 inside-20s ranked fourth in the NFL in 2018, and were second-most in team history for a single season ... His three touchbacks tied for third-fewest in the AFC ... Recorded one special teams tackle on the season ... Had 10 games with two or more inside-20 kicks and five games with three or more ... Tied a Bengals record with six inside-20 kicks on Sept. 14 vs. Houston (record was set by Lee Johnson on 11-2-97 vs. San Diego) ... Had a season-long 63-yard punt on Nov. 12 at Tennessee.

**Pro Bowl participation:** Has played in one game, the 2014 season contest in Glendale, Ariz., helping Team Irvin secure victory with late 56-yard punt that pinned Team Carter at its three-yard line.

**College:** Played four seasons (2005-08) at Cincinnati, with 117 of his 124 punts coming in his last two campaigns ... Led the nation in net punting average in both 2007 and '08, and as a junior in '07, his 46.9-yard gross average made him the first UC player to win the official national punting title ... Averaged 45.5 gross yards for his career, becoming eighth player in Division I/FBS history to average 45.0 yards or more for his career ... Had 47 inside-20 kicks for his career, with just 14 touchbacks ... Redshirted (did not play) in 2004.

**Personal:** Hometown is Cincinnati ... Attended McNicholas High School, where he was a three-time all-league selection ... Finance major at University of Cincinnati, twice earning Commissioner's Honor Roll when Bearcats played in Conference USA ... Later made the Big East All-Academic team ... Married (wife Mindi) ... The Hubers have established the Foundation for Underserved Rescues (FUR), which provides resources and support to underserved animal rescues ... Favorite hobby is golf, and also enjoys snow skiing.

### KEVIN HUBER'S STATISTICS

			PUNTING										SPECIAL TEAMS							
YEAR	TEAM	G-S	NO	YDS	AVG	OPP RET	RET YDS	NET	TB	IN-20	LG	BLK	ST	AT	TT	FF	FR-YDS	BP	BFG	BXP
2009	Cincinnati	16-0	86	3713	43.2	39	393	36.3	10	24	61	0	2	0	2	0	0-0	0	0	0
2010	Cincinnati	16-0	71	2992	42.1	26	124	38.2	6	28	72	1	0	0	0	0	0-0	0	0	0
2011	Cincinnati	16-0	91	4023	44.2	38	273	39.2	9	24	71	0	0	0	0	0	0-0	0	0	0
2012	Cincinnati	16-0	76	3540	46.6	27	210	42.0	7	33	69	0	0	0	0	0	0-0	0	0	0
2013	Cincinnati	14-0	66	2982	45.2	25	229	40.5	4	24	75	0	0	0	0	0	0-0	0	0	0
2014	Cincinnati	16-0	73	3419	46.8	30	226	42.1	6	27	69	0	0	0	0	0	0-0	0	0	0
2015	Cincinnati	16-0	68	3116	45.8	32	203	40.5	6	22	67	1	1	0	1	0	0-0	0	0	0
2016	Cincinnati	16-0	78	3613	46.3	38	369	39.5	8	23	72	0	0	0	0	0	0-0	0	0	0
2017	Cincinnati	16-0	88	4101	46.6	43	410	40.8	3	32	63	1	1	0	1	0	0-0	0	0	0
2018	Cincinnati	16-0	71	3119	43.9	30	220	39.4	3	29	69	1	0	0	0	0	0-0	0	0	0
CAREER		158-0	768	34,618	45.1	328	2657	39.8	62	266	75	4	4	0	4	0	0-0	0	0	0
			PASSING							RUSHING										
YEAR	TEAM		ATT	CMP	YDS	TD	INT	LG	SKD-YDS	RAT	ATT	YDS	AVG	LG	TD					
2009	Cincinnati		—	—	—	—	—	—	—	—	1	0	0.0	0	0					
2012	Cincinnati		—	—	—	—	—	—	—	—	1	-1	-1.0	-1	0					
2013	Cincinnati		—	—	—	—	—	—	—	—	1	0	0.0	0	0					
CAREER			—	—	—	—	—	—	—	—	3	-1	-0.3	0	0					

**PUNTING SINGLE-GAME HIGHS:** NUMBER—11 (10-19-14 at Indianapolis). YARDS—558 (10-19-14 at Indianapolis). AVERAGE (minimum four punts)—55.5 (12-1-13 at San Diego). NET AVERAGE (minimum four punts)—55.5 (12-1-13 at San Diego). INSIDE-20s—6 (9-14-17 vs. Houston). LONG—75 (12-1-13 at San Diego).

### POSTSEASON

			PUNTING										SPECIAL TEAMS							
YEAR	TEAM	G-S	NO	YDS	AVG	OPP RET	RET YDS	NET	TB	IN-20	LG	BLK	ST	AT	TT	FF	FR-YDS	BP	BFG	BXP
2009	Cincinnati	1-0	4	192	48.0	2	26	36.5	1	0	56	0	—	—	—	—	—	—	—	—
2011	Cincinnati	1-0	3	145	48.3	3	12	44.3	0	1	55	0	—	—	—	—	—	—	—	—
2012	Cincinnati	1-0	5	233	46.6	2	14	43.8	0	3	53	0	—	—	—	—	—	—	—	—
2013	Cincinnati	0-0	DID NOT PLAY*										DID NOT PLAY*							
2014	Cincinnati	1-0	8	380	47.5	5	35	43.1	0	3	62	0	—	—	—	—	—	—	—	—
2015	Cincinnati	1-0	6	255	42.5	2	8	41.2	0	3	51	0	—	—	—	—	—	—	—	—
CAREER		5-0	26	1205	46.3	14	95	41.9	1	10	62	0	—	—	—	—	—	—	—	—

\* NOTE: Huber was on the Reserve/Injured list for one postseason game with Cincinnati in 2013.

### CAREER GAME-BY-GAME

PUNTING												
DATE	OPPONENT	NO	YDS	AVG	OPP RET	RET YDS	NET	TB	IN-20	LG	BLK	
2009 / CINCINNATI												
9-13	DENVER	7	278	39.7	3	17	37.3	0	5	55	0	
9-20	at Green Bay	4	185	46.3	0	0	41.3	1	2	61	0	
9-27	PITTSBURGH	5	204	40.8	0	0	36.8	1	1	54	0	
10-4	at Cleveland	9	406	45.1	6	120	31.8	0	2	57	0	
10-11	at Baltimore	4	160	40.0	2	1	39.8	0	1	50	0	
10-18	HOUSTON	7	335	47.9	5	47	41.1	0	1	58	0	
10-25	CHICAGO	1	36	36.0	0	0	36.0	0	0	36	0	
11-1	— BYE —											
11-8	BALTIMORE	5	232	46.4	3	12	40.0	1	1	51	0	
11-15	at Pittsburgh	4	166	41.5	2	30	34.0	0	1	50	0	
11-22	at Oakland	4	199	49.8	3	17	40.5	1	0	54	0	
11-29	CLEVELAND	6	252	42.0	0	0	38.7	1	4	52	0	
12-6	DETROIT	4	176	44.0	2	21	33.8	1	2	54	0	
12-13	at Minnesota	7	287	41.0	5	60	32.4	0	0	48	0	
12-20	at San Diego	5	233	46.6	3	5	37.6	2	0	50	0	
12-27	KANSAS CITY	7	289	41.3	1	4	35.0	2	2	55	0	
1-3	at N.Y. Jets	7	275	39.3	4	59	26.7	0	2	54	0	
Postseason												
1-9	vs. N.Y. Jets	4	192	48.0	2	26	36.5	1	0	56	0	
2010 / CINCINNATI												
9-12	at New England	3	139	46.3	1	4	38.3	1	0	57	0	
9-19	BALTIMORE	8	353	44.1	5	31	37.8	1	0	59	0	
9-26	at Carolina	6	249	41.5	0	0	38.2	1	5	51	0	
10-3	at Cleveland	3	116	38.7	0	0	38.7	0	3	50	0	
10-10	TAMPA BAY	6	308	51.3	2	17	41.8	2	1	72	0	
10-17	— BYE —											
10-24	at Atlanta	3	125	41.7	0	0	41.7	0	2	47	0	
10-31	MIAMI	9	359	39.9	4	28	36.8	0	3	61	0	
11-8	PITTSBURGH	4	166	41.5	1	0	33.2	0	1	50	1	
11-14	at Indianapolis	4	161	40.3	2	5	39.0	0	4	52	0	
11-21	BUFFALO	2	71	35.5	0	0	35.5	0	0	48	0	
11-25	at N.Y. Jets	7	290	41.4	4	10	40.0	0	2	57	0	
12-5	NEW ORLEANS	2	113	56.5	1	2	55.5	0	2	58	0	
12-12	at Pittsburgh	5	217	43.4	2	1	39.2	1	1	67	0	
12-19	CLEVELAND	1	34	34.0	0	0	34.0	0	1	34	0	
12-26	SAN DIEGO	4	129	32.3	1	12	29.3	0	2	42	0	
1-2	at Baltimore	4	162	40.5	3	14	37.0	0	1	53	0	



PUNTING											
DATE	OPPONENT	NO	YDS	AVG	OPP RET	RET YDS	NET	TB	IN-20	LG	BLK
<b>2011 / CINCINNATI</b>											
9-11	at Cleveland	8	382	47.8	6	58	38.0	1	2	60	0
9-18	at Denver	5	205	41.0	0	0	37.0	1	2	48	0
9-25	SAN FRANCISCO	7	317	45.3	3	19	39.7	1	3	59	0
10-2	BUFFALO	5	192	38.4	0	0	38.4	0	2	41	0
10-9	at Jacksonville	7	334	47.7	3	3	44.4	1	1	71	0
10-16	INDIANAPOLIS	5	221	44.2	2	5	43.2	0	1	53	0
10-23	— BYE —										
10-30	at Seattle	5	226	45.2	3	38	37.6	0	1	59	0
11-6	at Tennessee	7	308	44.0	2	8	37.1	2	2	57	0
11-13	PITTSBURGH	6	276	46.0	3	15	40.2	1	1	59	0
11-20	at Baltimore	7	270	38.6	3	6	37.7	0	2	56	0
11-27	CLEVELAND	4	191	47.8	3	18	43.3	0	0	58	0
12-4	at Pittsburgh	7	317	45.3	3	65	36.0	0	4	53	0
12-11	HOUSTON	4	186	46.5	4	30	39.0	0	1	56	0
12-18	at St. Louis	5	169	33.8	0	0	33.8	0	0	43	0
12-24	ARIZONA	5	215	43.0	2	-3	39.6	1	1	51	0
1-1	BALTIMORE	4	214	53.5	1	11	45.8	1	1	65	0
<b>Postseason</b>											
1-7	at Houston	3	145	48.3	3	12	44.3	0	1	55	0
<b>2012 / CINCINNATI</b>											
9-10	at Baltimore	4	183	45.8	2	18	41.3	0	1	57	0
9-16	CLEVELAND	3	126	42.0	1	9	39.0	0	3	58	0
9-23	at Washington	4	165	41.3	1	-1	41.5	0	3	56	0
9-30	at Jacksonville	3	143	47.7	0	0	47.7	0	2	58	0
10-7	MIAMI	6	243	40.5	3	15	38.0	0	2	55	0
10-14	at Cleveland	7	354	50.6	2	60	36.3	2	2	65	0
10-21	PITTSBURGH	6	311	51.8	3	10	46.8	1	1	61	0
10-28	— BYE —										
11-4	DENVER	4	206	51.5	2	2	46.0	1	2	60	0
11-11	N.Y. GIANTS	4	193	48.3	2	28	41.3	0	2	57	0
11-18	at Kansas City	6	322	53.7	3	30	48.7	0	3	69	0
11-25	OAKLAND	5	204	40.8	2	17	37.4	0	0	45	0
12-2	at San Diego	3	114	38.0	0	0	38.0	0	3	45	0
12-9	DALLAS	3	136	45.3	2	4	44.0	0	1	50	0
12-13	at Philadelphia	5	194	38.8	1	6	33.6	1	0	49	0
12-23	at Pittsburgh	6	316	52.7	2	6	48.3	1	4	64	0
12-30	BALTIMORE	7	330	47.1	1	6	43.4	1	4	58	0
<b>Postseason</b>											
1-5	at Houston	5	233	46.6	2	14	43.8	0	3	53	0
<b>2013 / CINCINNATI</b>											
9-8	at Chicago	4	193	48.3	2	1	48.0	0	0	53	0
9-16	PITTSBURGH	7	326	46.6	2	37	38.4	1	3	61	0
9-22	GREEN BAY	3	131	43.7	0	0	43.7	0	1	55	0
9-29	at Cleveland	4	155	38.8	1	7	37.0	0	3	43	0
10-6	NEW ENGLAND	6	275	45.8	4	43	38.7	0	2	57	0
10-13	at Buffalo	5	206	41.2	2	10	39.2	0	3	50	0
10-20	at Detroit	4	189	47.3	2	1	47.0	0	1	50	0
10-27	N.Y. JETS	3	161	53.7	2	10	50.3	0	1	58	0
10-31	at Miami	4	154	38.5	0	0	38.5	0	4	50	0
11-10	at Baltimore	6	223	37.2	3	17	34.3	0	0	49	0
11-17	CLEVELAND	9	408	45.3	3	25	40.3	1	3	66	0
11-24	— BYE —										
12-1	at San Diego	4	222	55.5	1	0	55.5	0	2	75	0
12-8	INDIANAPOLIS	5	253	50.6	1	0	42.6	2	1	70	0
12-15	at Pittsburgh	2	86	43.0	2	78	4.0	0	0	48	0
12-22	MINNESOTA										
12-29	BALTIMORE										
<b>Postseason</b>											
1-5	SAN DIEGO										
<b>2014 / CINCINNATI</b>											
9-7	at Baltimore	4	151	37.8	2	2	37.3	0	3	50	0
9-14	ATLANTA	4	171	42.8	1	7	41.0	0	2	49	0
9-21	TENNESSEE	4	197	49.3	1	1	49.0	0	3	55	0
9-28	— BYE —										
10-5	at New England	4	166	41.5	3	12	38.5	0	0	51	0
10-12	CAROLINA	1	42	42.0	1	5	37.0	0	0	42	0
10-19	at Indianapolis	11	558	50.7	2	13	47.7	1	3	63	0
10-26	BALTIMORE	3	156	52.0	2	17	46.3	0	1	55	0
11-2	JACKSONVILLE	5	252	50.4	2	10	44.4	1	4	58	0
11-6	CLEVELAND	8	398	49.8	2	15	45.4	1	2	69	0
11-16	at New Orleans	2	88	44.0	1	4	42.0	0	1	47	0
11-23	at Houston	4	193	48.3	2	7	46.5	0	4	54	0
11-30	at Tampa Bay	6	289	48.2	3	21	41.3	1	1	59	0
12-7	PITTSBURGH	7	322	46.0	3	14	44.0	0	1	59	0
12-14	at Cleveland	2	77	38.5	0	0	38.5	0	1	47	0
12-22	DENVER	5	211	42.2	3	14	31.4	2	1	51	0
12-28	at Pittsburgh	3	148	49.3	2	84	21.3	0	0	59	0
<b>Postseason</b>											
1-4	at Indianapolis	8	380	47.5	5	35	43.1	0	3	62	0

PUNTING											
DATE	OPPONENT	NO	YDS	AVG	OPP RET	RET YDS	NET	TB	IN-20	LG	BLK
<b>2015 / CINCINNATI</b>											
9-13	at Oakland	5	219	43.8	3	27	38.4	0	1	53	0
9-20	SAN DIEGO	3	161	53.7	1	0	47.0	1	2	58	0
9-27	at Baltimore	3	164	54.7	2	35	43.0	0	1	57	0
10-4	KANSAS CITY	3	143	47.7	0	0	47.7	0	2	67	0
10-11	SEATTLE	6	293	48.8	2	8	44.2	1	3	51	0
10-18	at Buffalo	3	121	40.3	0	0	40.3	0	3	52	0
10-25	— BYE —										
11-1	at Pittsburgh	4	136	34.0	0	0	34.0	0	3	42	0
11-5	CLEVELAND	2	79	39.5	1	0	26.3	0	1	43	1
11-16	HOUSTON	7	288	41.1	1	10	39.7	0	1	59	0
11-22	at Arizona	5	243	48.6	3	23	44.0	0	0	57	0
11-29	ST. LOUIS	4	193	48.3	3	22	42.8	0	1	53	0
12-6	at Cleveland	1	27	27.0	0	0	27.0	0	0	27	0
12-13	PITTSBURGH	2	96	48.0	2	3	46.5	0	0	48	0
12-20	at San Francisco	8	413	51.6	6	40	41.6	2	0	62	0
12-28	at Denver	5	237	47.4	2	20	35.4	2	1	56	0
1-3	BALTIMORE	7	303	43.3	6	15	41.1	0	3	53	0
<b>Postseason</b>											
1-9	PITTSBURGH	6	225	42.5	2	8	41.2	0	3	51	0
<b>2016 / CINCINNATI</b>											
9-11	at N.Y. Jets	3	144	48.0	2	11	44.3	0	1	58	0
9-18	at Pittsburgh	9	407	45.2	5	45	40.2	0	3	55	0
9-25	DENVER	5	231	46.2	1	11	40.0	1	3	53	0
9-29	MIAMI	4	184	46.0	3	13	42.8	0	1	50	0
10-9	at Dallas	5	196	39.2	2	10	33.2	1	2	44	0
10-16	at New England	4	164	41.0	3	49	28.8	0	0	52	0
10-23	CLEVELAND	2	89	44.5	1	3	33.0	1	0	48	0
10-30	WASHINGTON	5	261	52.5	2	23	43.6	1	1	61	0
11-6	— BYE —										
11-14	at N.Y. Giants	7	336	48.0	4	40	42.3	0	2	53	0
11-20	BUFFALO	6	267	44.5	3	33	39.0	0	2	54	0
11-27	at Baltimore	6	283	47.2	3	49	35.7	1	1	63	0
12-4	PHILADELPHIA	1	49	49.0	1	7	42.0	0	0	49	0
12-11	at Cleveland	5	248	49.6	0	0	41.6	2	2	72	0
12-18	PITTSBURGH	3	141	47.0	1	5	45.3	0	1	54	0
12-24	at Houston	8	366	45.8	4	32	41.8	0	3	54	0
1-1	BALTIMORE	5	247	49.4	3	38	37.8	1	1	63	0
<b>2017 / CINCINNATI</b>											
9-10	BALTIMORE	5	212	42.4	3	23	37.8	0	1	53	0
9-14	HOUSTON	7	334	47.7	3	15	45.6	0	6	61	0
9-24	at Green Bay	6	296	49.3	5	70	37.7	0	1	58	0
10-1	at Cleveland	4	191	47.8	3	4	46.8	0	2	56	0
10-8	BUFFALO	4	187	46.8	2	41	36.5	0	3	48	0
10-15	— BYE —										
10-22	at Pittsburgh	5	250	50.0	1	7	48.6	0	2	58	0
10-29	INDIANAPOLIS	4	197	49.3	1	20	34.3	2	0	60	0
11-5	at Jacksonville	7	336	48.0	3	88	35.4	0	3	55	0
11-12	at Tennessee	7	351	50.1	3	17	47.7	0	3	63	0
11-19	at Denver	7	318	45.5	3	13	35.6	1	2	58	1
11-26	CLEVELAND	2	73	35.5	1	15	29.0	0	1	39	0
12-4	PITTSBURGH	5	246	49.2	2	7	47.8	0	3	57	0
12-10	CHICAGO	5	251	50.2	2	7	48.8	0	2	57	0
12-17	at Minnesota	8	365	45.6	5	41	40.5	0	2	53	0
12-24	DETROIT	4	152	38.0	0	0	38.0	0	1	40	0
12-31	at Baltimore	8	342	42.8	6	42	37.5	0	0	55	0
<b>2018 / CINCINNATI</b>											
9-9	at Indianapolis	2	96	48.0	1	0	48.0	0	0	50	0
9-13	BALTIMORE	6	241	40.2	1	-2	40.5	0	4	55	0
9-23	at Carolina	3	132	44.0	1	4	42.7	0	2	48	0
9-30	at Atlanta	1	31	31.0	0	0	15.5	0	1	31	1
10-7	MIAMI	4	173	43.3	3	85	22.0	0	1	50	0
10-14	PITTSBURGH	6	270	45.0	2	22	41.3	0	4	63	0
10-21	at Kansas City	5	258	51.6	4	21	43.4	1	3	60	0
10-28	TAMPA BAY	6	263	43.8	1	8	42.5	0	3	54	0
11-4	— BYE —										
11-11	NEW ORLEANS	4	157	39.3	1	2	38.8	0	1	42	0
11-18	at Baltimore	6	251	41.8	2	14	39.5	0	1	53	0
11-25	CLEVELAND	2	99	49.5	2	6	46.5	0	1	51	0
12-2	DENVER	7	303	43.3	3	6	39.6	1	1	69	0
12-9	at L.A. Chargers	3	132	44.0	1	0	44.0	0	3	50	0
12-16	OAKLAND	5	216	43.2	3	22	38.8	0	1	50	0
12-23	at Cleveland	5	219	43.8	2	12	37.4	1	2	51	0
12-30	at Pittsburgh	6	278	46.3	3	20	43.0	0	1	52	0



## JACKSON, WILLIAM, III

**CB #22**

**Height:** 6-0  
**Weight:** 196  
**College:** Houston  
**Experience:** 4th-year player in 2019

**2018 games-starts:** 16-16  
**Career games-starts:** 31-21  
**Born:** 10-27-92  
**Hometown:** Houston, Texas  
**Acquired:** D1'16

A 2016 Bengals first-round draft pick, Jackson has developed into one of Cincinnati's top young defenders ... Served as Bengals' No. 1 RCB in 2018, his first season as a full-time starter, and led team in passes defended (13) ... Saw action on 1063 of 1129 total defensive snaps (94.2 percent), second-most among Bengals defenders ... Has just one career INT — a 75-yard pick-six off Packers QB Aaron Rodgers in '17 — but analysts have praised his talent and consider him one of the NFL's rising young CBs ... Did not during play 2016 rookie season after suffering torn pectoral muscle early in training camp.

**Career transactions:** Selected by Cincinnati in first round of 2016 NFL Draft (24th overall) ... Signed with Bengals on 6-10-16 ... Bengals exercised the option to extend contract by one year through 2020 on 4-24-19.

**2018 highlights:** Started all 16 games at RCB, in first season of action as full-time starter ... Totaled 41 tackles and team-high 13 PDs (seventh in AFC) ... Saw action on 1063 of 1129 total defensive snaps (94.2 percent), second-most among Bengals defenders.

**Previous seasons:** **2016**—Suffered torn pectoral muscle tendon in practice on Aug. 1 ... Placed on Reserved/Injured list on Sept. 4 ... Was eligible to return to roster late in the season, however Bengals opted instead to activate HB Cedric Peerman due to injuries in the backfield. **2017**—Played in 15 games with five starts (Games 6 and 13-16) at RCB, filling in for injured starter Adam

Jones ... Inactive Nov. 19 at Denver with a toe injury ... Totaled 25 tackles, including one sack ... Had 14 PDs, which tied for the team lead, and one INT ... The INT came on Sept. 24 at Green Bay, when he jumped an Aaron Rodgers pass intended for WR Jordy Nelson and returned it 75 yards for a TD; it was only the second pick-six of Rodgers' career, and Jackson became just the 14th player in Bengals history to score on his first career INT (the first since DE Carlos Dunlap in 2012) ... Recorded a third-quarter sack of Titans QB Marcus Mariota on Nov. 12 at Tennessee.

**College:** Played three seasons (2013-15) at Houston, after one season (2012) at Trinity Valley Community College (Athens, Texas) ... Houston career totals included eight INTs, 48 total PDs, 115 tackles, three FRs and two FFs ... Though he played only three seasons, his 40 career pass breakups were third-most in UH history ... Helped lead 2015 Cougars to a 13-1 record, tied for best in school history, and to best national ranking (eighth) since 1979 ... His five INTs in 2015 included two returned for TDs ... His Defensive MVP performance in 2015 season Peach Bowl win over Florida State included two INTs, two additional pass breakups and a career-high 10 tackles.

**Personal:** Hometown is Houston, Texas ... Attended Wheatley High School, where he played both WR and DB ... Earned first-team All District honors at DB as a junior and senior, and added 35 receptions for 626 yards and 10 TDs over the two seasons ... Sociology major at Houston ... Hobbies include horseback riding.

### WILLIAM JACKSON'S STATISTICS

			DEFENSE						INTERCEPTIONS					SCORING								
YEAR	TEAM	G-S	ST	AT	TT	SKS-YDS	PD	FF	FR-YDS	NO	YDS	AVG	LG	TD	TD	TD-IntRt	TD-FRRt	S	PTS			
2016	Cincinnati	0-0	DID NOT PLAY*						DID NOT PLAY*					DID NOT PLAY*								
2017	Cincinnati	15-5	19	6	25	1-7	14	0	0-0	1	75	75.0	75t	1	1	1	0	0	6			
2018	Cincinnati	16-16	34	7	41	0-0	13	0	0-0	0	0	—	—	0	0	0	0	0	0			
CAREER		31-21	53	13	66	1-7	27	0	0-0	1	75	75.0	75t	1	1	1	0	0	6			
			SPECIAL TEAMS							KICKOFF RETURNS						PUNT RETURNS						
YEAR	TEAM		ST	AT	TT	FF	FR-YDS	BP	BFG	BXP	NO	YDS	AVG	FC	LG	TD	NO	YDS	AVG	FC	LG	TD
2017	Cincinnati		2	0	2	0	0-0	0	0	0	—	—	—	—	—	—	1	0	0.0	0	0	0
CAREER			2	0	2	0	0-0	0	0	0	—	—	—	—	—	—	1	0	0.0	0	0	0

\* NOTE: Jackson was on the Reserve/Injured list for 16 regular-season games with Cincinnati in 2016.

### 2018 GAME-BY-GAME

DATE	OPPONENT	DEFENSE									INTERCEPTIONS				
		ST	AT	TT	SKS-YDS	INT-YDS	PD	FF	FR-YDS		NO	YDS	AVG	LG	TD
9-9	at Indianapolis	4	0	4	0-0	0-0	0	0	0-0		—	—	—	—	—
9-13	BALTIMORE	1	0	1	0-0	0-0	2	0	0-0		—	—	—	—	—
9-23	at Carolina	1	0	1	0-0	0-0	0	0	0-0		—	—	—	—	—
9-30	at Atlanta	3	1	4	0-0	0-0	0	0	0-0		—	—	—	—	—
10-7	MIAMI	1	0	1	0-0	0-0	2	0	0-0		—	—	—	—	—
10-14	PITTSBURGH	2	1	3	0-0	0-0	1	0	0-0		—	—	—	—	—
10-21	at Kansas City	1	1	2	0-0	0-0	2	0	0-0		—	—	—	—	—
10-28	TAMPA BAY	3	0	3	0-0	0-0	1	0	0-0		—	—	—	—	—
11-4	— BYE —														
11-11	NEW ORLEANS	3	1	4	0-0	0-0	0	0	0-0		—	—	—	—	—
11-18	at Baltimore	3	0	3	0-0	0-0	0	0	0-0		—	—	—	—	—
11-25	CLEVELAND	2	2	4	0-0	0-0	0	0	0-0		—	—	—	—	—
12-2	DENVER	1	0	1	0-0	0-0	1	0	0-0		—	—	—	—	—
12-9	at L.A. Chargers	3	0	3	0-0	0-0	2	0	0-0		—	—	—	—	—
12-16	OAKLAND	1	1	2	0-0	0-0	1	0	0-0		—	—	—	—	—
12-23	at Cleveland	2	0	2	0-0	0-0	1	0	0-0		—	—	—	—	—
12-30	at Pittsburgh	3	0	3	0-0	0-0	0	0	0-0		—	—	—	—	—
TOTALS		34	7	41	0-0	0-0	13	0	0-0		—	—	—	—	—



## JEFFERSON, MALIK

**LB #45**

**Height:** 6-2  
**Weight:** 241  
**College:** Texas  
**Experience:** 2nd-year player in 2019

**2018 games-starts:** 12-0  
**Career games-starts:** 12-0  
**Born:** 11-15-96  
**Hometown:** Mesquite, Texas  
**Acquired:** D3b'18

*The second of two Bengals third-round picks in 2018, Jefferson looks to expand his role in his sophomore season ... Played 12 games as rookie before right foot injury ended season ... Ranked third on team in special teams tackles (seven), despite playing in just 12 games ... Played three seasons (2015-17) at Texas, before entering NFL draft after junior season ... As junior in 2017, was named Big 12 Co-Defensive Player of the Year, first-team All-Big 12 (coaches, AP), second-team All-American (AP) and a Butkus Award semifinalist.*

**Career transactions:** Selected by Cincinnati in third round of 2018 NFL Draft (78th overall) ... Signed with Bengals on 6-21-18.

**2018 highlights:** Played in 12 games ... Inactive Games 1 and 5 ... Suffered right foot injury in Game 14 vs. Oakland and placed on Reserve/Injured list on Dec. 18, prior to Game 15 ... Finished third on the team with seven special teams tackles ... Saw just 11 snaps on defense, and had three tackles (all on Nov. 11 vs. New Orleans) ... Played in all four preseason games and was second on the defense with 15 total tackles.

**College:** Spent three seasons (2015-17) at Texas, seeing action in 33 games (29 starts), with 233 career tackles, including 25.5 for losses and 12 sacks, with six pass breakups, two FFs and a FR ... As a junior in 2017, was named Big 12 Conference's Co-Defensive Player of the Year, as well as first-team All-Big 12 (coaches and AP) and second-team All-American (AP) ... Semifinalist for Butkus Award (nation's top LB) ... Member of the Big 12 Commissioner's Honor Roll in fall of 2016.

**Personal:** Hometown is Mesquite, Texas (Greater Dallas) Attended Poteet High School in Mesquite, Texas ... Considered by multiple outlets to be the nation's top LB prospect ... Had 81 tackles as senior (including TFLs, six sacks, two FFs and four blocked kicks) ... First-team 5A All-State (Texas Sports Writers Association), first-team Parade All-American, and recipient of 2014 High School Butkus Award as nation's top prep LB ... Played in 2015 Under Armour All-America Game ... Played DB as a sophomore, before moving to LB as a junior ... Also a member of the basketball, baseball and track and field teams ... Communications major at Texas ... First name is pronounced "muh-LEEK."

### MALIK JEFFERSON'S STATISTICS

			DEFENSE							INTERCEPTIONS					SCORING				
YEAR	TEAM	G-S	ST	AT	TT	SKS-YDS	PD	FF	FR-YDS	NO	YDS	AVG	LG	TD	TD	TD-IntRt	TD-FRRt	S	PTS
2018	Cincinnati	12-0	1	2	3	0-0	0	0	0-0	—	—	—	—	—	—	—	—	—	—
CAREER		12-0	1	2	3	0-0	0	0	0-0	—	—	—	—	—	—	—	—	—	—

		SPECIAL TEAMS								KICKOFF RETURNS						PUNT RETURNS					
YEAR	TEAM	ST	AT	TT	FF	FR-YDS	BP	BFG	BXP	NO	YDS	AVG	FC	LG	TD	NO	YDS	AVG	FC	LG	TD
2018	Cincinnati	4	3	7	0	0-0	0	0	0	—	—	—	—	—	—	—	—	—	—	—	—
CAREER		4	3	7	0	0-0	0	0	0	—	—	—	—	—	—	—	—	—	—	—	—

### 2018 GAME-BY-GAME

		DEFENSE								INTERCEPTIONS					
DATE	OPPONENT	ST	AT	TT	SKS-YDS	INT-YDS	PD	FF	FR-YDS	NO	YDS	AVG	LG	TD	
9-9	at Indianapolis					INACTIVE									INACTIVE
9-13	BALTIMORE	0	0	0	0-0	0-0	0	0	0-0	—	—	—	—	—	—
9-23	at Carolina	0	0	0	0-0	0-0	0	0	0-0	—	—	—	—	—	—
9-30	at Atlanta	0	0	0	0-0	0-0	0	0	0-0	—	—	—	—	—	—
10-7	MIAMI					INACTIVE									INACTIVE
10-14	PITTSBURGH	0	0	0	0-0	0-0	0	0	0-0	—	—	—	—	—	—
10-21	at Kansas City	0	0	0	0-0	0-0	0	0	0-0	—	—	—	—	—	—
10-28	TAMPA BAY	0	0	0	0-0	0-0	0	0	0-0	—	—	—	—	—	—
11-4	— BYE —														
11-11	NEW ORLEANS	1	2	3	0-0	0-0	0	0	0-0	—	—	—	—	—	—
11-18	at Baltimore	0	0	0	0-0	0-0	0	0	0-0	—	—	—	—	—	—
11-25	CLEVELAND	0	0	0	0-0	0-0	0	0	0-0	—	—	—	—	—	—
12-2	DENVER	0	0	0	0-0	0-0	0	0	0-0	—	—	—	—	—	—
12-9	at L.A. Chargers	0	0	0	0-0	0-0	0	0	0-0	—	—	—	—	—	—
12-16	OAKLAND	0	0	0	0-0	0-0	0	0	0-0	—	—	—	—	—	—
12-23	at Cleveland					RESERVE / INJURED									RESERVE / INJURED
12-30	at Pittsburgh					RESERVE / INJURED									RESERVE / INJURED
TOTALS		1	2	3	0-0	0-0	0	0	0-0	—	—	—	—	—	—

		SPECIAL TEAMS								KICKOFF RETURNS						PUNT RETURNS					
DATE	OPPONENT	ST	AT	TT	FF	FR-YDS	BP	BFG	BXP	NO	YDS	AVG	FC	LG	TD	NO	YDS	AVG	FC	LG	TD
9-9	at Indianapolis	0	0	0	0	0-0	0	0	0	—	—	—	—	—	—	—	—	—	—	—	—
9-13	BALTIMORE	0	0	0	0	0-0	0	0	0	—	—	—	—	—	—	—	—	—	—	—	—
9-23	at Carolina	0	0	0	0	0-0	0	0	0	—	—	—	—	—	—	—	—	—	—	—	—
9-30	at Atlanta	0	0	0	0	0-0	0	0	0	—	—	—	—	—	—	—	—	—	—	—	—
10-7	MIAMI	0	0	0	0	0-0	0	0	0	—	—	—	—	—	—	—	—	—	—	—	—
10-14	PITTSBURGH	1	1	2	0	0-0	0	0	0	—	—	—	—	—	—	—	—	—	—	—	—
10-21	at Kansas City	2	0	2	0	0-0	0	0	0	—	—	—	—	—	—	—	—	—	—	—	—
10-28	TAMPA BAY	0	0	0	0	0-0	0	0	0	—	—	—	—	—	—	—	—	—	—	—	—
11-4	— BYE —																				
11-11	NEW ORLEANS	0	0	0	0	0-0	0	0	0	—	—	—	—	—	—	—	—	—	—	—	—
11-18	at Baltimore	1	1	2	0	0-0	0	0	0	—	—	—	—	—	—	—	—	—	—	—	—
11-25	CLEVELAND	0	0	0	0	0-0	0	0	0	—	—	—	—	—	—	—	—	—	—	—	—
12-2	DENVER	0	0	0	0	0-0	0	0	0	—	—	—	—	—	—	—	—	—	—	—	—
12-9	at L.A. Chargers	0	0	0	0	0-0	0	0	0	—	—	—	—	—	—	—	—	—	—	—	—
12-16	OAKLAND	0	1	1	0	0-0	0	0	0	—	—	—	—	—	—	—	—	—	—	—	—
12-23	at Cleveland					RESERVE / INJURED					RESERVE / INJURED						RESERVE / INJURED				
12-30	at Pittsburgh					RESERVE / INJURED					RESERVE / INJURED						RESERVE / INJURED				
TOTALS		4	3	7	0	0-0	0	0	0	—	—	—	—	—	—	—	—	—	—	—	—



## JERRY, JOHN

**G #64****Height:** 6-5**Weight:** 340**College:** Mississippi**Experience:** 9th-year player in 2019**2018 games-starts:** 0-0**Career games-starts:** 121-101**Born:** 6-14-86**Hometown:** Batesville, Miss.**Acquired:** FA'19

*Veteran free agent signed with the Bengals on June 10, and figures to add depth to Cincinnati's offensive line ... Entered NFL as third-round draft pick of the Miami Dolphins in 2010 ... Has played with both the Dolphins (2010-13) and N.Y. Giants ('14-17), and has seen action in 121 games, with 101 starts — 85 at RG, 14 at LG and two at LT ... Was not with an NFL team during 2018 regular season ... Has played in all 16 games in each of his last six NFL seasons (2012-17).*

**Career transactions:** Selected by Miami in third round of 2010 NFL Draft (73rd overall) ... Signed with Dolphins on 7-20-10 ... Signed as unrestricted free agent with N.Y. Giants on 3-16-15 ... Contract terminated by Giants on 9-2-18 ... Signed as free agent with Cincinnati on 6-10-19.

**2018 highlights:** Spent preseason with N.Y. Giants, before being waived at final cuts ... Was not with an NFL team during regular season.

**Previous seasons:** **2010**—Played in 12 games as a rookie for Miami, with 10 starts (all at RG) ... Earned All-Rookie recognition by the Pro Football Writers Association ... Made NFL debut with start at RG Sept. 12 at Buffalo ... Inactive in Weeks 3-6 (illness) ... Started Oct. 31 at Cincinnati. **2011**—Played all 13 games for Dolphins, with three starts (one at RG, two at LT) ... Inactive three games ... Started at RG Dec. 4 vs. Oakland, and helped Dolphins rush for 209 yards ... Started at LT Dec. 18 at Buffalo, due to injury to Dolphins starter Jake Long, and helped Miami rush for 254 yards ... Also started at LT Jan. 1 vs. the N.Y. Jets. **2012**—Started all 16 games at RG for the Dolphins. **2013**—Started all 16 games at RG for the Dolphins. **2014**—Started all 16 games at RG in first season with the N.Y. Giants ... Helped Giants finish 10th in the NFL in yards per game (367.2), and seventh in passing yards (267.0). **2015**—Played in all 16 games for the Giants, with eight starts — two at LG, six at RG ... Started at LG Sept. 25 vs. Washington and Nov. 15 vs. New England, due to injuries along OL ... Took over as Giants' starting RG Nov. 29 at Washington, after injury to starter Geoff Schwartz ... Helped Giants finish sixth in the NFL in scoring (26.3 points per game) and eighth in total yards (372.3 per game), and blocked for Eli Manning's 35 TDs and team-record 387 completions. **2016**—Started at RG in all 16 games for the Giants, along with NFC Wild Card Playoff ... Part of Giants' blocking effort that allowed just 22 regular-season sacks, third-best in the NFL. **2017**—Started 16 games for Giants (Games 1-3 and 5 at RG; Games 4 and 6-16 at LG) ... Helped offense gain season-high 504 yards Dec. 17 vs. Philadelphia ... Blocked for season-high 260 rushing yards Dec. 31 vs. Washington.

**College:** Played four seasons (2006-09) at the University of Mississippi ... Played in 49 career games, with 46 starts (25 at RG, 21 at RT) ... Blocked for 1000-yard rushers in three of his four seasons (2006, '07 and '09) at Ole Miss ... Co-captain as a senior, and earned first-team All-SEC honors after starting eight games at RT and four at RG ... Spent 2005 football season at Hargrave Military Academy in Chatham, Va.

**Personal:** Hometown is Batesville, Miss. ... Attended South Panola High School in Batesville ... Helped team to 44-1 record, including state championships in 2003 and '04 ... In addition to playing on the offensive line, he totaled 205 tackles and 13 sacks as a defensive lineman ... His brother, Peria Jerry, played DT at Ole Miss from 2004-08 and was a first-round draft pick of the Atlanta Falcons in 2008 ... His cousin, Dwayne Rudd, was a first-round pick of the Minnesota Vikings in 1997 and went on to play seven NFL seasons ... Liberal arts major at Ole Miss ... Married (wife Christina) with two sons (Holmes and Jayce).

### JOHN JERRY'S STATISTICS

#### GAMES-STARTS

YEAR	TEAM	GAMES	STARTS
2010	Miami .....	12	10
2011	Miami .....	13	3
2012	Miami .....	16	16
2013	Miami .....	16	16
2014	N.Y. Giants .....	16	16
2015	N.Y. Giants .....	16	8
2016	N.Y. Giants .....	16	16
2017	N.Y. Giants .....	16	16
2018	— .....	*DID NOT PLAY	
MIA. TOTALS		57	45
NYG TOTALS		64	56
CAREER		121	101

#### POSTSEASON

#### GAMES-STARTS

YEAR	TEAM	GAMES	STARTS
2016	N.Y. Giants .....	1	1
CAREER		1	1

\* NOTE: Jerry was not with an NFL team in 2018.





## JORDAN, MICHAEL

G/C #60

**Height:** 6-6  
**Weight:** 315  
**College:** Ohio State  
**Experience:** Rookie in 2019

**2018 games-starts:** 0-0  
**Career games-starts:** 0-0  
**Born:** 1-25-98  
**Hometown:** Canton, Mich.  
**Acquired:** D4c'19

*The third of three Bengals fourth-round picks in the 2019 draft, Cincinnati traded up 13 spots to take Jordan ... At 6-foot-7, 312 pounds, Jordan is a massive and powerful offensive line prospect with experience at both G and C ... Spent three seasons (2016-18) at Ohio State before declaring for the draft, and was the team's starting RG as a freshman and sophomore before moving to C prior to his junior season ... In 2016, he became one of only six true freshmen to ever start an opening game for OSU, and he was the first true freshman to start along the OSU offensive line since Pro Football Hall of Famer Orlando Pace in 1994 ... Played in all 41 possible games as a Buckeye, and helped team to two Big Ten championships (2017 and '18) and a berth in the College Football Playoff ('16) ... Born in Fairfield, Ohio (outside Cincinnati), but later moved to South Carolina and then Michigan.*

**Career transactions:** Selected by Cincinnati in fourth round of 2019 NFL Draft (136th overall) ... Signed with Bengals on 5-10-19.

**Offensive line coach Jim Turner says:** "The size of Mike, he's close to 6-6, 310 pounds. He's a massive human being, but he also has a 32-inch vertical jump ... Those inside linemen, when they're big, it helps. He has that width. They have the body type to be a big mass inside. He's got that. The other big thing for him is intelligence. He's a smart player. He started his freshman and sophomore year at guard, and then moved to center."

**College highlights:** Spent three seasons (2016-18) at Ohio State,

before forgoing his senior season and declaring for the NFL Draft ... Played in all 41 possible games for the Buckeyes. **2018**—Switched to C prior to the season, filling spot vacated by Bengals C and '18 first-round pick Billy Price ... Started all 14 games at C ... Named second-team All-Big Ten (coaches) ... Helped Buckeyes to Big Ten Championship and Rose Bowl win over Washington. **2017**—Started all 14 games at RG ... Named first-team All-Big Ten (coaches) .. Helped OSU lead the Big Ten in rushing at 243.2 yards per game ... Helped team to Big Ten Championship. **2016**—Earned team's starting RG position in spring practices, after enrolling at OSU in Jan. 2016 ... Became one of only six true freshmen to ever start an opening game for OSU, and he was the first true freshman to start along the OSU offensive line since Pro Football Hall of Famer Orlando Pace in 1994 ... Started all 13 games at RG ... Helped team rank 11th nationally and first in the Big Ten in rushing yards per game (245.2).

**High school:** Attended Plymouth High School in Canton, Michigan ... Played LT, RT and DT ... As a senior, earned Division 1-2 all-state honors at OT from both the AP and Detroit Free Press ... Also participated in wrestling and track and field (shotput and discus).

**Personal:** Hometown is Canton, Mich. (outside Detroit) ... Consumer and family financial services major at Ohio State ... In summer 2018, completed 180-hour internship with Munster Financial, a Columbus-area financial services and investment company ... Born at kickoff of Super Bowl XXXII (Green Bay vs. Denver; 1997 season), and enters 2019 as Bengals' youngest player.



## KINNEL, TYREE

S #43

**Height:** 5-11

**Weight:** 207

**College:** Michigan

**Experience:** Rookie in 2019

**2018 games-starts:** 0-0

**Career games-starts:** 0-0

**Born:** 1-31-97

**Hometown:** Huber Heights, Ohio

**Acquired:** CFA'19

A 2019 Bengals college free agent signee, Kinnel comes to Cincinnati after a productive career in one of college football's top defenses at Michigan ... Spent four seasons (2015-18) at Michigan, and appeared in 47 games, with 26 starts ... Spent final two seasons as Wolverines' starting FS, and helped Michigan's defense finish No. 2 nationally in both total defense (275.2 yards per game) and pass defense (145.9) in 2018, as well as No. 3 in total defense (269.0) and No. 1 in pass defense (142.7) in '17 ... Totaled 162 career tackles, including 9.5 for losses and a sack, with two INTs and 11 PBUs ... Also was heavy contributor on special teams for Wolverines ... Native of Huber Heights, Ohio (outside Dayton).

**Career transactions:** Signed as college free agent with Cincinnati on 5-10-19.

**College highlights:** Spent four seasons (2015-18) at Michigan ... Played in 47 games, with 26 starts ... In both seasons as Michigan's starting FS, helped Wolverines finish in the top three nationally in both total and pass defense ... Totaled 162 career tackles, including 9.5 for losses and a sack, with two INTs and 11 PBUs. **2018**—Team captain ... Started all 13 games at FS ... Totaled 74 tackles (second on team), including three for losses, and had two PBUs ... Helped Michigan finish No. 2 nationally in both total defense (275.2 yards per game) and pass defense (145.9) ... Had nine tackles in season-opener

at Notre Dame ... Also had nine tackles and a PBU vs. Indiana. **2017**—Started all 13 games at FS ... Totaled 70 tackles (led secondary), including 5.5 for losses and a sack, with two INTs and nine PBUs ... In season-opener vs. Florida, his first career start, logged six tackles, including 1.5 for losses, and a PBU ... Logged nine tackles vs. Cincinnati, and had his first career sack and first career INT — a 28-yard pick-six — en route to being named Big Ten Defensive Player of the Week ... Intercepted pass on final play of overtime vs. Indiana, sealing a Michigan victory ... Totaled a career-high 11 tackles at Maryland. **2016**—Played in all 13 games, seeing action mostly on special teams and as a reserve safety ... Totaled 16 tackles, including one for a loss ... Named Special Teams Player of the Game against both UCF and Penn State. **2015**—Played in eight games as a freshman, seeing action mostly on special teams and as a reserve, and totaled two tackles ... Made collegiate debut on Oct. 3 at Maryland.

**High school:** Attended Wayne High School in Huber Heights, Ohio, where he was rated among the top safety prospects in the state ... Also participated in basketball and track.

**Personal:** Hometown is Huber Heights, Ohio (outside Dayton) ... General studies major at Michigan ... First name is pronounced "TIE-ree" and last name is pronounced "KINN-ell."



## KIRKPATRICK, DRE

**CB #27**

**Height:** 6-2  
**Weight:** 190  
**College:** Alabama  
**Experience:** 8th-year player in 2019

**2018 games-starts:** 13-13  
**Career games-starts:** 93-61  
**Born:** 10-26-89  
**Hometown:** Gadsden, Ala.  
**Acquired:** D1a'12

*Bengals' first-round pick from 2012 enters his fifth year as full-time starter in '19 ... Started 13 games at LCB in 2018 (missed Games 11 and 13 due to injuries), and totaled 41 tackles and nine PDs ... Landed on Reserve/Injured (shoulder) prior to season finale ... In 2017, had 101-yard INT return Nov. 19 at Denver, the longest in NFL history to not result in a TD (Bengals scored three plays later) ... Has played in 90 of last 96 possible games (including postseason).*

**Career transactions:** Selected by Cincinnati in first round of 2012 NFL Draft (17th overall) ... Signed with Bengals on 5-18-12 ... Bengals exercised option to extend contract by one year through 2016 on 4-28-15 ... Re-signed with Bengals unrestricted free agent on 3-10-17.

**2018 highlights:** Played and started in 13 games ... Inactive for Games 11 (shoulder) and 13 (ankle), and was placed on Reserve/Injured on Dec. 28, prior to season finale, due to right shoulder injury ... Finished season with 41 total tackles on defense, and nine PDs, which was tied for second on the team behind CB William Jackson III (13) ... On Sept. 9 at Indianapolis, had season-high three PDs ... Had season-high seven tackles Sept. 23 at Carolina.

**Previous seasons:** **2012**—Worked his way back from preseason knee injury to make debut in Game 8, Nov. 4 vs. Denver, but a concussion suffered in Game 12 at San Diego, combined with recurrence of knee injury, sidelined him for remainder of season ... Played in five games (Games 8-12), with two tackles on defense and two on special teams. **2013**—Played in 14 games (Games 1-2 and 5-16), with starts at LCB in Games 14-16 and in the team's Wild Card playoff vs. San Diego, in place of injured Terence Newman ... Recorded three INTs (one returned for TD), one sack and five PDs ... Inactive for Games 3-4 due to hamstring injury ... Logged first career sack, dropping Jason Campbell on Nov. 17 vs. Cleveland ... Won a 50-50 ball from Pro Bowl TE Antonio Gates at Bengals 25-yard line in third quarter Dec. 1 at San Diego, and offense responded with TD drive to take lead for good at 14-7 ... Four tackles in first career start, Dec. 15 at Pittsburgh ... Started Dec. 29 vs. Baltimore and had nine tackles (led secondary) with two INTs of Joe Flacco, the second returned 21 yards for TD in fourth quarter ... Two tackles in Wild Card playoff vs. San Diego. **2014**—Played in Games 1-16 (two starts), and started at LCB in Wild Card playoff for Terence Newman, who played as reserve in his first game back after an illness ... His three INTs (one returned for a TD) tied for second on team ... Also a special teams standout, he tied for third in special teams tackles (nine) and downed four punts at or inside opponent six-yard line ... On Nov. 16 at New Orleans, the first of his two PDs broke up a play to WR Marques Colston in end zone, the first play of a Bengals goal line stand ... Earned AFC Defensive Player of the Week for his two-INT, one TD performance in playoff-clinching win Dec. 22 vs. Denver ... In the Denver game, returned Peyton Manning pass 30 yards for a TD to give Bengals a 37-28 lead in fourth quarter, and his second INT vs. Denver came with 1:07 to play, ending threat that had reached Bengals 19 ... In Wild Card playoff at Indianapolis, forced Colts to settle for a FG with a third-down PD

in end zone. **2015**—Played in Games 1-16, with 15 starts, and started Wild Card playoff ... On Nov. 5 vs. Cleveland, tied for team high in tackles (five) and had a PD ... Three tackles and team-high three PDs on Nov. 16 vs. Houston ... Led team with career-high 10 tackles Nov. 29 vs. St. Louis, and had team-high three PDs ... Seven tackles and two PDs Dec. 13 vs. Pittsburgh ... Seven tackles and a PD Dec. 28 at Denver ... Three tackles in Wild Card playoff vs. Pittsburgh. **2016**—Started at LCB in Games 1-3 and 5-16 ... Inactive for Game 4, Sept. 29 vs. Miami, due to hamstring injury ... Posted 46 tackles, three INTs (tied for team lead) and 10 PDs (second on team) ... On Sept. 11 at N.Y. Jets, his end-zone PD against Brandon Marshall on a fourth-and-goal play in first quarter helped force Jets to settle for FG ... On Sept. 18 at Pittsburgh, had an acrobatic INT of a Ben Roethlisberger deep pass, one additional PD and two tackles ... On Nov. 14 at N.Y. Giants, jumped a sideline route and intercepted Eli Manning pass at Giants 28 in second quarter, returning 21 yards to set up a FG ... On Nov. 20 vs. Buffalo, snagged INT off Tyrod Taylor on the Bengals' 22 in second quarter. **2017**—Played and started 14 games ... Missed Games 13-14 with a concussion ... Totaled 55 tackles, including one sack and four TFLs ... Had one INT, one FF, and tied for the team lead with 14 PDs ... Intercepted Broncos QB Brock Osweiler on Nov. 19 at Denver and returned it 101 yards before being downed at the one-yard line; that INT return stands as the longest in NFL history to not result in a TD (the next-longest INT without a TD was 98 yards, by Cleveland CB Brandon McDonald on Dec. 15, 2008 at Philadelphia) ... On Nov. 12 at Tennessee, poked the ball out of the hands of Titans WR Corey Davis as he was diving for the pylon; the ball went out of bounds in the end zone, giving the Bengals possession ... Sacked Colts QB Jacoby Brissett on Oct. 29 vs. Indianapolis on the opening drive ... Led the team with a season-high nine tackles on Nov. 26 vs. Cleveland.

**College:** Played three seasons (2009-11) at Alabama, helping Tide to 36-4 record that included BCS national championships in '09 (14-0 record) and '11 (13-1 record) ... Entered NFL draft after junior season ... Played in 38 games, with starts in 25 contests (12 as a sophomore and 13 as a junior) ... Totaled 91 tackles, three INTs, 16 PDs, three FFs, a FR and a TD on a blocked punt return ... Started all 13 games as a junior for unbeaten BCS national champs ... Had no INTs as a junior (nine PDs and two FFs), but analysts recognized opponents' reluctance to throw in his area, and he still earned first-team All-America honors from Football Writers Association and Pro Football Weekly, along with second-team nod from Associated Press.

**Personal:** Hometown is Gadsden, Ala. ... Attended Gadsden (Ala.) City High School, where he earned ratings among the elite college CB prospects in the nation ... Earned All-America honors from Parade, USA Today and Super Prep ... Was a general studies major at Alabama ... Has established the 21 Kids Foundation, with goal of creating a healthy environment for the mental health community and assisting youth in academics and athletics ... Has a son (Deandre) and daughter (Navi) ... First name is pronounced "DRAY."

### DRE KIRKPATRICK'S STATISTICS

			DEFENSE							INTERCEPTIONS						SCORING						
YEAR	TEAM	G-S	ST	AT	TT	SKS-YDS	PD	FF	FR-YDS	NO	YDS	AVG	LG	TD	TD	TD-IntRt	TD-FRRt	S	PTS			
2012	Cincinnati	5-0	2	0	2	0-0	0	0	0-0	0	0	—	—	0	0	0	0	0	0			
2013	Cincinnati	14-3	21	9	30	1-1	5	0	0-0	3	21	7.0	21t	1	1	1	0	0	6			
2014	Cincinnati	16-2	12	2	14	0-0	7	0	0-0	3	32	10.7	30t	1	1	1	0	0	6			
2015	Cincinnati	16-15	63	7	70	0-0	16	0	0-0	0	0	—	—	0	0	0	0	0	0			
2016	Cincinnati	15-14	35	11	46	0-0	10	0	0-0	3	21	7.0	21	0	0	0	0	0	0			
2017	Cincinnati	14-14	47	8	55	1-2	14	1	0-0	1	101	101.0	101	0	0	0	0	0	0			
2018	Cincinnati	13-13	35	6	41	0-0	9	0	0-0	0	0	—	—	0	0	0	0	0	0			
CAREER		93-61	215	43	258	2-3	61	1	0-0	10	175	17.5	101	2	2	2	0	0	12			
			SPECIAL TEAMS							KICKOFF RETURNS						PUNT RETURNS						
YEAR	TEAM		ST	AT	TT	FF	FR-YDS	BP	BFG	BXP	NO	YDS	AVG	FC	LG	TD	NO	YDS	AVG	FC	LG	TD
2012	Cincinnati		2	0	2	0	0-0	0	0	0	—	—	—	—	—	—	—	—	—	—	—	—
2013	Cincinnati		3	1	4	0	0-0	0	0	0	—	—	—	—	—	—	—	—	—	—	—	—
2014	Cincinnati		8	1	9	0	0-0	0	0	0	—	—	—	—	—	—	—	—	—	—	—	—
CAREER			13	2	15	0	0-0	0	0	0	—	—	—	—	—	—	—	—	—	—	—	—

**POSTSEASON**

			DEFENSE							INTERCEPTIONS					SCORING							
YEAR	TEAM	G-S	ST	AT	TT	SKS-YDS	PD	FF	FR-YDS	NO	YDS	AVG	LG	TD	TD	TD-IntRt	TD-FRRt	S	PTS			
2012	Cincinnati	0-0	DID NOT PLAY*							DID NOT PLAY*					DID NOT PLAY*							
2013	Cincinnati	1-1	2	0	2	0-0	0	0	0-0	—	—	—	—	—	—	—	—	—	—			
2014	Cincinnati	1-1	2	1	3	0-0	1	0	0-0	—	—	—	—	—	—	—	—	—	—			
2015	Cincinnati	1-1	2	1	3	0-0	0	0	0-0	—	—	—	—	—	—	—	—	—	—			
CAREER		3-3	6	2	8	0-0	1	0	0-0	—	—	—	—	—	—	—	—	—	—			
			SPECIAL TEAMS							KICKOFF RETURNS					PUNT RETURNS							
YEAR	TEAM		ST	AT	TT	FF	FR-YDS	BP	BFG	BXP	NO	YDS	AVG	FC	LG	TD	NO	YDS	AVG	FC	LG	TD
2014	Cincinnati		1	0	1	0	0-0	0	0	0	—	—	—	—	—	—	—	—	—	—	—	—
CAREER			1	0	1	0	0-0	0	0	0	—	—	—	—	—	—	—	—	—	—	—	—

\* NOTE: Kirkpatrick was on the Reserve/Injured list for one postseason game with Cincinnati in 2012.

**2018 GAME-BY-GAME**

		DEFENSE									INTERCEPTIONS					
DATE	OPPONENT	ST	AT	TT	SKS-YDS	INT-YDS	PD	FF	FR-YDS		NO	YDS	AVG	LG	TD	
9-9	at Indianapolis	3	0	3	0-0	0-0	3	0	0-0		—	—	—	—	—	—
9-13	BALTIMORE	2	1	3	0-0	0-0	1	0	0-0		—	—	—	—	—	—
9-23	at Carolina	5	2	7	0-0	0-0	0	0	0-0		—	—	—	—	—	—
9-30	at Atlanta	1	0	1	0-0	0-0	0	0	0-0		—	—	—	—	—	—
10-7	MIAMI	2	0	2	0-0	0-0	2	0	0-0		—	—	—	—	—	—
10-14	PITTSBURGH	0	0	0	0-0	0-0	2	0	0-0		—	—	—	—	—	—
10-21	at Kansas City	2	2	4	0-0	0-0	0	0	0-0		—	—	—	—	—	—
10-28	TAMPA BAY	5	0	5	0-0	0-0	1	0	0-0		—	—	—	—	—	—
11-4	— BYE —															
11-11	NEW ORLEANS	4	1	5	0-0	0-0	0	0	0-0		—	—	—	—	—	—
11-18	at Baltimore	2	0	2	0-0	0-0	0	0	0-0		—	—	—	—	—	—
11-25	CLEVELAND				INACTIVE						INACTIVE					
12-2	DENVER	5	0	5	0-0	0-0	0	0	0-0		—	—	—	—	—	—
12-9	at L.A. Chargers				INACTIVE						INACTIVE					
12-16	OAKLAND	3	0	3	0-0	0-0	0	0	0-0		—	—	—	—	—	—
12-23	at Cleveland	1	0	1	0-0	0-0	0	0	0-0		—	—	—	—	—	—
12-30	at Pittsburgh				RESERVE / INJURED						RESERVE / INJURED					
TOTALS		35	6	41	0-0	0-0	9	0	0-0		—	—	—	—	—	—



## LAWSON, CARL

**DE #58**

**Height:** 6-2  
**Weight:** 265  
**College:** Auburn  
**Experience:** 3rd-year player in 2019

**2018 games-starts:** 7-0  
**Career games-starts:** 23-1  
**Born:** 6-29-95  
**Hometown:** Alpharetta, Ga.  
**Acquired:** D4a'17

Lawson looks to bounce back in 2019, after a right knee injury (torn ACL) in Game 8 last season ended his sophomore campaign ... Considered one of Cincinnati's best young defensive players after leading all NFL rookies in sacks (8.5) in 2017 ... His 2017 sack total also tied for second-most ever by a Bengals rookie (DE Carlos Dunlap had 9.5 in 2010; DE Justin Smith had 8.5 in '01) ... Finished abbreviated 2018 season with six tackles and one sack ... Listed at LB as a rookie in 2017, before making switch to DE in '18.

**Career transactions:** Selected by Cincinnati in fourth round of 2017 NFL Draft (116th overall) ... Signed with Bengals on 5-7-17.

**2018 highlights:** Played in first seven games ... Suffered ACL tear in his right knee in Game 8 vs. Tampa Bay ... Listed as DNP in Tampa Bay game, because injury occurred on his first snap as he was rushing passer, but play was blown dead due to pre-snap penalty ... Placed on Reserve/Injured list on Nov. 5, prior to Game 10 ... Finished season with six tackles on defense, including one sack ... On Sept. 30 at Atlanta, sacked Falcons' QB Matt Ryan in the fourth quarter to force a FG attempt.

**Previous seasons:** 2017—Played in 16 games, with one start at RDE ... Totaled 16 tackles, including 8.5 sacks ... His 8.5 sacks led all NFL rookies, ranked second on the team and was just one shy of DE Carlos Dunlap's Bengals rookie record of 9.5, set in 2010 ... Named to Pro Football Writers of America All-Rookie team ... Recorded season-high four tackles on Sept. 24 at Green Bay, including 2.5 sacks of Packers QB Aaron Rodgers, making him second Bengal rookie ever to record at least 2.5 sacks in a game (DE Justin

Smith had three in 2001) ... Recorded sack of Bills QB Tyrod Taylor in fourth quarter of one-score game on Oct. 8 vs. Buffalo ... On Oct. 29 vs. Indianapolis, sacked Colts QB Jacoby Brissett with two minutes left in fourth quarter of one-point game ... Had 1.5 sacks on Nov. 26 vs. Cleveland, including one in the fourth quarter ... On Dec. 24 vs. Detroit, sacked Lions QB Matthew Stafford on fourth down with one minute left, giving the Bengals possession and securing a victory.

**College:** Played in 33 career games, with 20 starts, in four years (including redshirt year in 2014) at Auburn ... Totaled 67 tackles, including 24 TFLs (19th in Auburn history) and 14 sacks ... Two-time team captain (2015 and '16) ... Started 13 games as a redshirt-junior in 2016, with 30 tackles (13.5 TFLs, nine sacks), en route to All-SEC First Team honors (coaches) and semifinalist recognition for both the Chuck Bednarik Award (nation's best defensive player) and Lombardi Award (nation's best lineman or linebacker) ... Torn ACL caused him to miss 2014 season (redshirt), and a hip injury in '15 opener vs. Louisville limited him the rest of that season ... As a freshman, played in all 14 games for SEC champion Auburn team that played in National Championship game, logging 20 tackles, including 7.5 TFLs, with four sacks and two FFs.

**Personal:** Hometown is Alpharetta, Ga. ... Attended Milton High School, where he was considered one of the top HS prospects in the country regardless of position ... Recorded 78 tackles as a senior, including 44 TFLs, with 27 sacks ... Played in the 2013 Under Armour High School All-America Game ... Also participated in wrestling and track in HS ... Father, Carl Sr., played fullback at Georgia Tech ... Communications major at Auburn.

### CARL LAWSON'S STATISTICS

			DEFENSE							INTERCEPTIONS					SCORING				
YEAR	TEAM	G-S	ST	AT	TT	SKS-YDS	PD	FF	FR-YDS	NO	YDS	AVG	LG	TD	TD	TD-IntRt	TD-FRRt	S	PTS
2017	Cincinnati	16-1	10	6	16	8.5-57	0	0	0-0	—	—	—	—	—	—	—	—	—	—
2018	Cincinnati	7-0	4	2	6	1-7	0	0	0-0	—	—	—	—	—	—	—	—	—	—
CAREER		23-1	14	8	22	9.5-64	0	0	0-0	—	—	—	—	—	—	—	—	—	—

### 2018 GAME-BY-GAME

DATE	OPPONENT	DEFENSE									INTERCEPTIONS					
		ST	AT	TT	SKS-YDS	INT-YDS	PD	FF	FR-YDS	NO	YDS	AVG	LG	TD		
9-9	at Indianapolis	0	0	0	0-0	0-0	0	0	0-0	—	—	—	—	—	—	—
9-13	BALTIMORE	2	0	2	0-0	0-0	0	0	0-0	—	—	—	—	—	—	—
9-23	at Carolina	1	0	1	0-0	0-0	0	0	0-0	—	—	—	—	—	—	—
9-30	at Atlanta	1	0	1	1-7	0-0	0	0	0-0	—	—	—	—	—	—	—
10-7	MIAMI	0	1	1	0-0	0-0	0	0	0-0	—	—	—	—	—	—	—
10-14	PITTSBURGH	0	0	0	0-0	0-0	0	0	0-0	—	—	—	—	—	—	—
10-21	at Kansas City	0	1	1	0-0	0-0	0	0	0-0	—	—	—	—	—	—	—
10-28	TAMPA BAY				DID NOT PLAY									DID NOT PLAY		
11-4	— BYE —															
11-11	NEW ORLEANS				RESERVE / INJURED									RESERVE / INJURED		
11-18	at Baltimore				RESERVE / INJURED									RESERVE / INJURED		
11-25	CLEVELAND				RESERVE / INJURED									RESERVE / INJURED		
12-2	DENVER				RESERVE / INJURED									RESERVE / INJURED		
12-9	at L.A. Chargers				RESERVE / INJURED									RESERVE / INJURED		
12-16	OAKLAND				RESERVE / INJURED									RESERVE / INJURED		
12-23	at Cleveland				RESERVE / INJURED									RESERVE / INJURED		
12-30	at Pittsburgh				RESERVE / INJURED									RESERVE / INJURED		
TOTALS		4	2	6	1-7	0-0	0	0	0-0	—	—	—	—	—	—	—





## LUNDBLADE, BRAD

C #61

**Height:** 6-3  
**Weight:** 305  
**College:** Oklahoma State  
**Experience:** 1st-year player in 2019

**2018 games-starts:** 0-0  
**Career games-starts:** 0-0  
**Born:** 9-21-95  
**Hometown:** Argyle, Texas  
**Acquired:** CFA'18

*Lundblade spent his rookie season in 2018 on the Bengals' practice squad, and now looks to carve out a roster spot in his second year ... Originally a tryout player at Bengals' rookie minicamp in 2018, he signed on with Cincinnati as a college free agent and then stayed on all season as a member of the practice squad ... In college at Oklahoma State, made the jump from walk-on to first-team All-Big 12 performer ... An accomplished student at OSU, he was a finalist for William V. Campbell Trophy (also known as "academic Heisman").*

**Career transactions:** Signed with Cincinnati as college free agent on 5-14-18 ... Waived by Bengals on 9-1-18 ... Signed to Bengals practice squad on 9-2-18 ... Signed to Bengals roster on 12-31-18.

**2018 highlights:** Tryout player at Bengals' rookie minicamp in May, then signed with team as college free agent ... Played in all four preseason games, was waived on final cuts and then signed to Bengals' practice squad, where he spent all 16 games.

**College:** Spent four years (2014-17) at Oklahoma State ... Originally joined program as a walk-on in 2014 ... Played in 44 games, with 38 starts ... Started 11 games as a senior (missed two due to injury) and earned first-team All-Big 12 honors from league's coaches and second-team from AP ... First-team Academic All-Big 12, CoSIDA Academic All-America First Team, and finalist for the William V. Campbell Trophy (also referred to as the "academic Heisman") ... Blocked for Cowboys offense that rushed for 34 TDs and posted five games with

at least 200 yards rushing ... Helped OSU offense lead nation in passing offense, rank second in total offense and first downs and rank fourth in scoring offense ... Helped OSU become the first offense in Big 12 history with a 4000-yard passer (Mason Rudolph), 1000-yard rusher (Justice Hill) and two 1000-yard receivers (James Washington and Marcell Ateman).

**Personal:** Hometown is Argyle, Texas ... Attended Liberty Christian High School in Argyle ... Earned first-team all-state honors as a junior and senior ... Also a member of the track and field team, he won the three state championships in the discus throw and two state titles in the shot put ... Marketing major at Oklahoma State.

*NOTE ABOUT NFL EXPERIENCE: Lundblade did not earn an accrued year of experience toward NFL free agency in 2018 because he was not on a 53-player roster, a Reserve/Injured list or a Reserve/Physically Unable to Perform list for the required minimum of six games.*

### BRAD LUNDBLADE'S STATISTICS

GAMES-STARTS			
YEAR	TEAM	GAMES	STARTS
2018	Cincinnati.....	*DID NOT PLAY	
CAREER		0	0

\* NOTE: Lundblade was on the practice squad for 16 regular-season games with Cincinnati in 2018.



## MALONE, JOSH

**WR #80**

**Height:** 6-3  
**Weight:** 205  
**College:** Tennessee  
**Experience:** 3rd-year player in 2019

**2018 games-starts:** 9-0  
**Career games-starts:** 20-7  
**Born:** 3-21-96  
**Hometown:** Gallatin, Tenn.  
**Acquired:** D4b'17

*A fourth-round Bengals draft choice in 2017, Malone looks to expand his role on offense entering his third season ... Limited to just nine games in 2018, due to hamstring injury suffered in practice prior to Game 9 ... Finished season with one reception for 12 yards ... As a rookie in 2017, saw his playing time increase as season progressed, and ended the year by starting seven of Cincinnati's final eight games as a third WR ... Coming out of college, was noted by scouts for his size (6-3, 205) and speed (4.40 40-yard dash at 2016 NFL Combine).*

**Career transactions:** Selected by Cincinnati in fourth round of 2017 NFL Draft (128th overall) ... Signed with Bengals on 5-17-17.

**2018 highlights:** Played in nine games ... Was inactive for Games 7 and 9-14 with a hamstring injury ... Caught one pass for 12 yards on Sept. 23 at Carolina.

**Previous seasons: 2017**—Played in 11 games with seven starts ... Inactive for Games 1-5 (coaches' decisions) with starts as third WR in Games 9-13 and 15-16 ... Had six receptions for 63 yards (10.5-yard average) and one TD, as well as two rushes for two yards ... Made first career catch (10-yarder) on Oct. 29 vs. Indianapolis, and caught first career TD (25-yarder) ...

Two receptions for nine yards on Dec. 4 vs. Pittsburgh.

**College:** Played three years (2014-16) at Tennessee, totaling 104 receptions (18th in school history), 1608 receiving yards (15.5 average) and 14 TDs ... Averaged 39 yards per TD reception, with long of 75, and seven of his TDs were longer than 40 yards ... As a junior in 2016, set single-season school record with 19.4-yard average per reception, breaking Robert Meachem's mark of 18.3 from 2006 ... Junior season totals of 50 catches for 972 yards, and his 11 receiving TDs tied for third-most in school history and was most since Meachem had 11 in 2006 ... Also averaged 41.3 yards per TD reception, with a long of 67, and six of his TDs were longer than 40 yards.

**Personal:** Hometown is Gallatin, Tenn. (outside Nashville) ... Attended Station Camp High School in Gallatin, Tenn., where as a senior in 2013, he earned first-team all-state honors (Tennessee Sports Writers Association) and was named Tennessee's Mr. Football ... Recorded 71 receptions for 1404 yards and 19 TDs as senior, along with 246 rushing yards and five TDs on 22 carries ... Also as senior, scored 31 TDs in four different ways (receiving, rushing, kickoff return and INT return) ... Played in 2014 U.S. Army HS All-American Game ... Finance major at Tennessee.

### JOSH MALONE'S STATISTICS

YEAR	TEAM	G-S	RECEIVING					RUSHING					SCORING					
			NO	YDS	AVG	LG	TD	ATT	YDS	AVG	LG	TD	TD	TD-R	TD-P	TD-Rt	2-PtC	PTS
2017	Cincinnati	11-7	6	63	10.5	25t	1	2	2	1.0	4	0	1	0	1	0	0	6
2018	Cincinnati	9-0	1	12	12.0	12	0	0	0	—	—	0	0	0	0	0	0	0
CAREER		20-7	7	75	10.7	25t	1	2	2	1.0	4	0	1	0	1	0	0	6

YEAR	TEAM	SPECIAL TEAMS								KICKOFF RETURNS						PUNT RETURNS					
		ST	AT	TT	FF	FR-YDS	BP	BFG	BXP	NO	YDS	AVG	FC	LG	TD	NO	YDS	AVG	FC	LG	TD
2017	Cincinnati	0	1	1	0	0-0	0	0	0	—	—	—	—	—	—	—	—	—	—	—	—
CAREER		0	1	1	0	0-0	0	0	0	—	—	—	—	—	—	—	—	—	—	—	—

**RECEIVING SINGLE-GAME HIGHS:** RECEPTIONS—2 (two times; most recently on 12-4-17 at Pittsburgh). YARDS—35 (10-29-17 vs. Indianapolis). LONG—25t (10-29-17 vs. Indianapolis). TOUCHDOWNS—1 (10-29-17 vs. Indianapolis).

**RUSHING SINGLE-GAME HIGHS:** ATTEMPTS—1 (two times; most recently on 12-24-17 vs. Detroit). YARDS—4 (12-17-17 at Minnesota). LONG—4 (12-17-17 at Minnesota). TOUCHDOWNS—(none).



## McRAE, TONY

**CB #29****Height:** 5-10**Weight:** 185**College:** North Carolina A&T**Experience:** 3rd-year player in 2019**2018 games-starts:** 12-1**Career games-starts:** 21-1**Born:** 5-3-93**Hometown:** Laurinburg, N.C.**Acquired:** FA'17

A veteran DB with 21 games of NFL experience entering 2019, McRae again looks to add depth to the Bengals' secondary ... Played in 12 games (one start at nickel DB) in 2018, and provided production on special teams and depth in the secondary ... Totaled six tackles (fourth on team) and a FF on special teams, and three tackles and a PD on defense ... Spent 2016 and '17 between Bengals' practice squad and roster, and also had brief stints with Baltimore and Buffalo.

**Career transactions:** Signed with Oakland as college free agent on 5-10-16 ... Waived by Raiders on 5-16-16 ... Signed with Cincinnati as a free agent on 8-9-16 ... Waived by Bengals on 9-3-16 ... Signed to Bengals practice squad on 9-4-16 ... Released from Bengals practice squad on 9-16-16 ... Signed to Bengals practice squad on 11-29-16 ... Signed to Bengals roster on 1-2-17 ... Waived by Bengals on 9-2-17 ... Signed to Baltimore practice squad on 9-5-17 ... Signed to Ravens roster on 9-16-17 ... Waived by Ravens on 10-21-17 ... Acquired on waivers by Buffalo on 10-23-17 ... Waived by Bills on 10-25-17 ... Signed to Bengals practice squad on 10-27-17 ... Signed to Bengals roster on 12-9-17 ... Re-signed as exclusive rights player with Bengals on 4-9-19.

**2018 highlights:** Played in 12 games, with one start at nickel DB on Oct. 21 at Kansas City for injured starter Darqueze Dennard ... Inactive Games 12-13 with a concussion, and 15-16 with a hamstring injury ... Finished season with three tackles on defense and six on special teams (fourth on the team) ... On Oct. 14 vs. Pittsburgh, recorded a season-high two tackles.

**Previous seasons:** 2016—On Bengals practice squad for Games 1 and 12-16 ... Played in all four preseason games, with eight tackles. 2017—

Played in four games for Baltimore and four games for Bengals ... Spent preseason with Bengals, before being waived on final cuts ... Signed to Baltimore's practice squad, where he spent the first two games of regular season ... Signed to the Ravens' 53-player roster prior to Game 3, and played in Games 3-6; logging no stats on defense and one tackle on special teams ... Waived by Baltimore after Game 6, and acquired on waivers by Buffalo ... Was waived by Buffalo three days later, before Bills played next game ... Signed to Cincinnati's practice squad for Games 7-12, before moving to active roster on Dec. 9, just prior to Game 13 ... Totaled two tackles on defense and two tackles on special teams for Cincinnati.

**College:** Played four seasons (2012-15) at North Carolina A&T and was a first-team All-Mid-Eastern Athletic Conference selection as both a junior and senior ... Had four career kickoff returns for TDs ... As a senior, led team in INTs (three) and tackles (55), and tied for team lead in total PDs (eight) ... Logged 1.5 sacks as a senior and averaged 28.3 yards on 22 kickoff returns, with two for TDs ... As a junior, had 62 tackles, five INTs and 16 PDs, and had a TD among his 14 KOR for a 25.7-yard average.

**Personal:** Hometown is Laurinburg, N.C. ... Attended Scotland County High School, where as a senior he helped lead football team to 15-0 record and Class 4A state title, scoring three TDs in the championship game.

*NOTE ABOUT NFL EXPERIENCE: McRae did not earn an accrued year of experience toward NFL free agency in 2016 because he was not on a 53-player roster, a Reserve/Injured list or a Reserve/Physically Unable to Perform list for the required minimum of six games.*

### TONY McRAE'S STATISTICS

			DEFENSE							INTERCEPTIONS					SCORING							
YEAR	TEAM	G-S	ST	AT	TT	SKS-YDS	PD	FF	FR-YDS	NO	YDS	AVG	LG	TD	TD	TD-IntRt	TD-FRRt	S	PTS			
2016	Cincinnati	0-0				DID NOT PLAY*					DID NOT PLAY*					DID NOT PLAY*						
2017	Baltimore	5-0	0	0	0	0-0	0	0	0-0	—	—	—	—	—	—	—	—	—	—			
	Buffalo	0-0				DID NOT PLAY*					DID NOT PLAY*					DID NOT PLAY*						
2018	Cincinnati	4-0	2	0	2	0-0	0	0	0-0	—	—	—	—	—	—	—	—	—	—			
	Cincinnati	12-1	2	1	3	0-0	1	0	0-0	—	—	—	—	—	—	—	—	—	—			
CIN. TOTALS		16-1	4	1	5	0-0	1	0	0-0	—	—	—	—	—	—	—	—	—	—			
BALT. TOTALS		5-0	0	0	0	0-0	0	0	0-0	—	—	—	—	—	—	—	—	—	—			
BUFF. TOTALS		0-0	0	0	0	0-0	0	0	0-0	—	—	—	—	—	—	—	—	—	—			
CAREER		21-1	4	1	5	0-0	1	0	0-0	—	—	—	—	—	—	—	—	—	—			
			SPECIAL TEAMS							KICKOFF RETURNS					PUNT RETURNS							
YEAR	TEAM		ST	AT	TT	FF	FR-YDS	BP	BFG	BXP	NO	YDS	AVG	FC	LG	TD	NO	YDS	AVG	FC	LG	TD
2017	Baltimore		1	0	1	0	0-0	0	0	0	—	—	—	—	—	—	—	—	—	—	—	—
2018	Cincinnati		1	1	2	0	0-0	0	0	0	—	—	—	—	—	—	—	—	—	—	—	—
	Cincinnati		2	4	6	1	0-0	0	0	0	—	—	—	—	—	—	—	—	—	—	—	—
CAREER			4	5	9	1	0-0	0	0	0	—	—	—	—	—	—	—	—	—	—	—	—

\* NOTE: McRae was on the practice squad for six games with Cincinnati in 2016. In 2017, he was on the 53-player roster for three days with Buffalo (that period did not include a game).

**2018 GAME-BY-GAME**

		DEFENSE								INTERCEPTIONS					
DATE	OPPONENT	ST	AT	TT	SKS-YDS	INT-YDS	PD	FF	FR-YDS	NO	YDS	AVG	LG	TD	
9-9	at Indianapolis	0	0	0	0-0	0-0	0	0	0-0	—	—	—	—	—	—
9-13	BALTIMORE	0	0	0	0-0	0-0	0	0	0-0	—	—	—	—	—	—
9-23	at Carolina	0	0	0	0-0	0-0	0	0	0-0	—	—	—	—	—	—
9-30	at Atlanta	0	0	0	0-0	0-0	1	0	0-0	—	—	—	—	—	—
10-7	MIAMI	0	0	0	0-0	0-0	1	0	0-0	—	—	—	—	—	—
10-14	PITTSBURGH	1	1	2	0-0	0-0	0	0	0-0	—	—	—	—	—	—
10-21	at Kansas City	1	0	1	0-0	0-0	0	0	0-0	—	—	—	—	—	—
10-28	TAMPA BAY	0	0	0	0-0	0-0	0	0	0-0	—	—	—	—	—	—
11-4	— BYE —														
11-11	NEW ORLEANS	0	0	0	0-0	0-0	0	0	0-0	—	—	—	—	—	—
11-18	at Baltimore	0	0	0	0-0	0-0	0	0	0-0	—	—	—	—	—	—
11-25	CLEVELAND	0	0	0	0-0	0-0	0	0	0-0	—	—	—	—	—	—
12-2	DENVER				INACTIVE						INACTIVE				
12-9	at L.A. Chargers				INACTIVE						INACTIVE				
12-16	OAKLAND	0	0	0	0-0	0-0	0	0	0-0	—	—	—	—	—	—
12-23	at Cleveland				INACTIVE						INACTIVE				
12-30	at Pittsburgh				INACTIVE						INACTIVE				
TOTALS		2	1	3	0-0	0-0	1	0	0-0	—	—	—	—	—	—

		SPECIAL TEAMS								KICKOFF RETURNS						PUNT RETURNS					
DATE	OPPONENT	ST	AT	TT	FF	FR-YDS	BP	BFG	BXP	NO	YDS	AVG	FC	LG	TD	NO	YDS	AVG	FC	LG	TD
9-9	at Indianapolis	2	1	3	0	0-0	0	0	0	—	—	—	—	—	—	—	—	—	—	—	—
9-13	BALTIMORE	0	1	1	1	0-0	0	0	0	—	—	—	—	—	—	—	—	—	—	—	—
9-23	at Carolina	0	0	0	0	0-0	0	0	0	—	—	—	—	—	—	—	—	—	—	—	—
9-30	at Atlanta	0	0	0	0	0-0	0	0	0	—	—	—	—	—	—	—	—	—	—	—	—
10-7	MIAMI	0	0	0	0	0-0	0	0	0	—	—	—	—	—	—	—	—	—	—	—	—
10-14	PITTSBURGH	0	0	0	0	0-0	0	0	0	—	—	—	—	—	—	—	—	—	—	—	—
10-21	at Kansas City	0	0	0	0	0-0	0	0	0	—	—	—	—	—	—	—	—	—	—	—	—
10-28	TAMPA BAY	0	1	1	0	0-0	0	0	0	—	—	—	—	—	—	—	—	—	—	—	—
11-4	— BYE —																				
11-11	NEW ORLEANS	0	0	0	0	0-0	0	0	0	—	—	—	—	—	—	—	—	—	—	—	—
11-18	at Baltimore	0	1	1	0	0-0	0	0	0	—	—	—	—	—	—	—	—	—	—	—	—
11-25	CLEVELAND	0	0	0	0	0-0	0	0	0	—	—	—	—	—	—	—	—	—	—	—	—
12-2	DENVER					INACTIVE					INACTIVE						INACTIVE				
12-9	at L.A. Chargers					INACTIVE					INACTIVE						INACTIVE				
12-16	OAKLAND	0	0	0	0	0-0	0	0	0	—	—	—	—	—	—	—	—	—	—	—	—
12-23	at Cleveland					INACTIVE					INACTIVE						INACTIVE				
12-30	at Pittsburgh					INACTIVE					INACTIVE						INACTIVE				
TOTALS		2	4	6	1	0-0	0	0	0	—	—	—	—	—	—	—	—	—	—	—	—



## MILLER, JOHN

**G #67****Height:** 6-3**Weight:** 315**College:** Louisville**Experience:** 5th-year player in 2019**2018 games-starts:** 15-15**Career games-starts:** 47-47**Born:** 8-12-93**Hometown:** Miami, Fla.**Acquired:** UFA(Buff.)'19

Miller signed with the Bengals as an unrestricted free agent in March, after spending his first four seasons with the Buffalo Bills ... Served as Buffalo's No. 1 RG since his rookie season in 2015, and helped the Bills to top-10 rankings in rushing offense in each of his four seasons with the team ... In 47 career games with the Bills (all starts), he helped the team top 100 net yards rushing 33 times, and top 200 net yards rushing 10 times ... Also blocked for 13 individual 100-yard rushing performances in Buffalo ... Entered the NFL as a Bills third-round pick (81st overall) out of Louisville in 2015.

**Career transactions:** Selected by Buffalo in third round of 2015 NFL Draft (81st overall) ... Signed with Bills on 5-15-15 ... Signed as unrestricted free agent with Cincinnati on 3-14-19.

**2018 highlights:** Started 15 games at RG for Buffalo ... Inactive Dec. 2 at Miami due to an oblique injury ... Helped Bills rank ninth in the NFL in rushing, at 124.0 yards per game.

**Previous seasons:** **2015**—Started 12 games as a rookie for the Buffalo Bills ... Inactive for Games 4 (groin), 7 (NIR) and 13-14 (ankle) ... Helped Bills lead the NFL in rushing yards per game (152.0) and yards per rush (4.78). **2016**—Started all 16 games at RG for Bills ... Helped Buffalo average an NFL-best 164.4 rushing yards per game, nearly 15 yards better than the next-best team (Dallas, 149.8) ... Helped HB LeSean McCoy top 100 yards rushing in seven games. **2017**—Started first four games at RG for Bills ... Inactive (ankle)

for Games 5-16 and Wild Card Playoff at Jacksonville.

**College:** Spent four seasons (2011-14) at Louisville ... As a junior in 2013, helped the Cardinals average 35.2 points per game and 460.8 yards per game.

**Personal:** Hometown is Miami, Fla. ... Attended Miami Central High School ... Graduated from Louisville with degree in justice administration.

### JOHN MILLER'S STATISTICS

#### GAMES-STARTS

YEAR	TEAM	GAMES	STARTS
2015	Buffalo .....	12	12
2016	Buffalo .....	16	16
2017	Buffalo .....	4	4
2018	Buffalo .....	15	15
CAREER		47	47

#### POSTSEASON

#### GAMES-STARTS

YEAR	TEAM	GAMES	STARTS
2017	Buffalo .....	*DID NOT PLAY	
CAREER		0	0

\* NOTE: Miller was inactive for one postseason game with Buffalo in 2017.





## MIXON, JOE

**HB #28**

**Height:** 6-1  
**Weight:** 220  
**College:** Oklahoma  
**Experience:** 3rd-year player in 2019

**2018 games-starts:** 14-13  
**Career games-starts:** 28-20  
**Born:** 7-24-96  
**Hometown:** Oakley, Calif.  
**Acquired:** D2'17

Now entering his third NFL season, and second as the Bengals' No. 1 HB, Mixon looks to build on a strong sophomore campaign in which he rushed for 1168 yards and became the first Cincinnati RB to lead the AFC in rushing yards in a season (RB Paul Robinson led the AFC in rushing as a rookie in 1968) ... Had at least 100 yards from scrimmage in seven of his 14 games played, and led Bengals in total TDs (nine) ... Became first Cincinnati RB since Jeremy Hill in 2014 to break 1000-yard barrier ... A Bengals second-round draft selection in 2017, Mixon began rookie season listed as team's No. 3 HB, but continued production and season-ending injury to Hill moved him into starting role by mid-season ... Entering 2019, has played in 28 career games (20 starts), and has five 100-yard rushing performances and 10 games of at least 100 yards from scrimmage.

**Career transactions:** Selected by Cincinnati in second round of 2017 NFL Draft (48th overall) ... Signed with Bengals on 6-2-17.

**2018 highlights:** Played in 14 games, with 13 starts ... Inactive Games 3-4 with a knee injury ... Led the AFC in rushing with 1168 yards (fourth in NFL) ... Became first Bengals player to ever lead the AFC in rushing in a season (RB Paul Robinson led the AFC in rushing in 1968) ... Was Bengals' first 1000-yard rusher since Jeremy Hill (1124) in 2014 ... Had four 100-yard rushing games, and seven games of at least 100 yards from scrimmage (most since Cedric Benson's nine in 2009) ... Totaled 149 yards on Sept. 9 at Indianapolis (95 rushing, 54 receiving), and had a rushing TD ... Had 84 rushing yards on 21 carries on Sept. 13 vs. Baltimore ... Totaled 115 yards (93 rushing, 22 receiving) in return to action Oct. 7 vs. Miami, after missing previous two games with knee injury ... Receiving TD vs. Miami was first of his career, and helped spark Bengals' fourth-quarter comeback win ... Rushed 21 times for 123 yards and two TDs on Oct. 28 vs. Tampa Bay, good for his first career multi-TD performance ... Totaled season-high 155 yards (89 rushing, 66 receiving) on Nov. 25 vs. Cleveland ... Rushed 26 times for 111 yards and a TD on Dec. 9 at L.A. Chargers, and caught five passes for 27 yards ... Recorded season-highs in rushes (27) and rushing yards (129) on Dec. 16 vs. Oakland, and had two rushing TDs ... Rushed for 105 yards on 13 carries (season-high 8.1 average) in season finale at Pittsburgh.

**Previous seasons: 2017**—Played in 14 games with seven starts ... Inactive for Games 13-14 (concussion) ... Led team in rushing yards (626) carries (178), and rushing TDs (four) ... Added 30 catches for 287 yards (9.6) ... Opened rookie season as No. 3 HB, but continued production and season-ending injury to Hill moved him into starting role by mid-season ... Finished fourth among NFL rookie RBs in rushing yards ... Had first career game of at least 100 yards from scrimmage (101) on Sept. 24 at Green Bay, with 62 yards rushing and 39 yards receiving ... Recorded first career rushing TD Oct. 8 at Buffalo, giving Bengals the lead in the fourth quarter ... Had a season-high 91 receiving yards on Oct. 29 vs. Indianapolis ... On Nov. 26 vs. Cleveland, recorded season highs in rushing yards (114) and carries (23), while adding one rushing TD ... Had 96 rushing yards on 18 carries (5.3-yard average) Dec. 31 at Baltimore.

**College:** Played in 25 games over two seasons of action at Oklahoma (2015-16), rushing for 2027 yards on 300 carries (6.8), with 17 TDs, while sharing backfield with OU's all-time rushing leader, Semaj Perine ... Also caught 65 passes for 894 yards (13.8) and nine more TDs, along with a passing TD and kickoff return TD ... As a sophomore in 2016, named first-team All-Big 12 after rushing for team-high 1274 yards on 187 attempts (6.8), with 10 TDs, and caught 37 passes (second on team) for 538 yards (second on team) and five TDs ... Averaged 6.8 yards per carry, the fourth-best single-season mark in Sooners history ... Became first player in school history, and only FBS player in 2016, to register TDs via pass, rush, reception and kickoff return in a single season ... Set single-season record in 2016 for all-purpose yards (2331) and all-purpose yards per game (194.3).

**Personal:** Hometown is Oakley, Calif. ... Attended Freedom High School in Oakley, Calif. (Bay Area) ... Rushed for 1704 yards and 23 TDs as a HS senior ... Played in 2014 U.S. Army HS All-American Game ... Also played basketball and ran track in HS ... Hobbies include shopping, playing video games and working with children ... He's the youngest of six children ... Hosts an annual football camp in his hometown of Oakley ... Along with teammate A.J. Green, also hosted a summer football camp for children in Cincinnati in 2019 ... African-American studies major at Oklahoma.

### JOE MIXON'S STATISTICS

YEAR	TEAM	G-S	RUSHING					RECEIVING					SCORING					
			ATT	YDS	AVG	LG	TD	NO	YDS	AVG	LG	TD	TD	TD-R	TD-P	TD-Rt	2-PtC	PTS
2017	Cincinnati	14-7	178	626	3.5	25	4	30	287	9.6	67	0	4	4	0	0	0	24
2018	Cincinnati	14-13	237	1168	4.9	51	8	43	296	6.9	21	1	9	8	1	0	0	54
CAREER		28-20	415	1794	4.3	51	12	73	583	8.0	67	1	13	12	1	0	0	78

**RUSHING SINGLE-GAME HIGHS:** ATTEMPTS—27 (12-16-18 vs. Oakland). YARDS—129 (12-16-18 vs. Oakland). LONG—51 (12-30-18 at Pittsburgh). TOUCHDOWNS—2 (two times; most recently on 12-16-18 vs. Oakland).

**RECEIVING SINGLE-GAME HIGHS:** RECEPTIONS—7 (11-25-18 vs. Cleveland). YARDS—91 (10-29-17 vs. Indianapolis). LONG—67 (10-29-17 vs. Indianapolis). TOUCHDOWNS—1 (10-7-18 vs. Miami).

**CAREER GAME-BY-GAME**

		RUSHING					RECEIVING				
DATE	OPPONENT	ATT	YDS	AVG	LG	TD	NO	YDS	AVG	LG	TD
2017 / CINCINNATI											
9-10	BALTIMORE	8	9	1.1	8	0	3	15	5.0	9	0
9-14	HOUSTON	9	36	4.0	7	0	1	5	5.0	5	0
9-24	at Green Bay	18	62	3.4	20	0	3	39	13.0	21	0
10-1	at Cleveland	17	29	1.7	10	0	4	19	4.8	10	0
10-8	BUFFALO	15	51	3.4	12	1	0	0	—	—	0
10-15	— BYE —										
10-22	at Pittsburgh	7	48	6.9	25	0	3	20	6.7	8	0
10-29	INDIANAPOLIS	11	18	1.6	7	0	3	91	30.3	67	0
11-5	at Jacksonville	13	31	2.4	7t	1	3	15	5.0	10	0
11-12	at Tennessee	9	37	4.1	13	1	1	3	3.0	3	0
11-19	at Denver	20	49	2.5	8	0	2	0	0.0	1	0
11-26	CLEVELAND	23	114	5.0	19	1	3	51	17.0	36	0
12-4	PITTSBURGH	7	34	4.9	10	0	1	8	8.0	8	0
12-10	CHICAGO			INACTIVE					INACTIVE		
12-17	at Minnesota			INACTIVE					INACTIVE		
12-24	DETROIT	3	12	14.0	9	0	2	20	10.0	10	0
12-31	at Baltimore	18	96	5.3	17	0	1	1	1.0	1	0
2018 / CINCINNATI											
9-9	at Indianapolis	17	95	5.6	27	1	5	54	10.8	21	0
9-13	BALTIMORE	21	84	4.0	21	0	1	3	3.0	3	0
9-23	at Carolina			INACTIVE					INACTIVE		
9-30	at Atlanta			INACTIVE					INACTIVE		
10-7	MIAMI	22	93	4.2	31	0	3	22	7.3	18t	1
10-14	PITTSBURGH	11	64	5.8	17	1	4	20	5.0	8	0
10-21	at Kansas City	13	50	3.8	20	0	3	1	0.3	3	0
10-28	TAMPA BAY	21	123	5.9	43	2	3	15	5.0	9	0
11-4	— BYE —										
11-11	NEW ORLEANS	11	61	5.5	14	0	2	24	12.0	17	0
11-18	at Baltimore	12	14	1.2	4	1	3	38	12.7	21	0
11-25	CLEVELAND	14	89	6.4	32	0	7	66	9.4	16	0
12-2	DENVER	12	82	6.8	23	0	2	13	6.5	9	0
12-9	at L.A. Chargers	26	111	4.3	19	1	5	27	5.4	11	0
12-16	OAKLAND	27	129	4.8	47	2	2	1	0.5	1	0
12-23	at Cleveland	17	68	4.0	20	0	2	10	5.0	11	0
12-30	at Pittsburgh	13	105	8.1	51	0	1	2	2.0	2	0



## MORGAN, STANLEY

WR #8

**Height:** 6-0  
**Weight:** 205  
**College:** Nebraska  
**Experience:** Rookie in 2019

**2018 games-starts:** 0-0  
**Career games-starts:** 0-0  
**Born:** 9-7-96  
**Hometown:** New Orleans, La.  
**Acquired:** CFA'19

*A 2019 Bengals college free agent signee, Morgan comes to Cincinnati after re-writing Nebraska's receiving record books ... Left Nebraska with school records for career receptions (189) and receiving yards (2747), single-season receiving yards (1004 in '18) and 100-yard receiving games (five in '17), and consecutive games with a reception (38) ... Also tied for second in career receiving TDs (22) ... Owns first and second place on Nebraska's single-season receiving yards list, and in 2018 his 1004 receiving yards made him the first-ever Nebraska player to top 1000 receiving yards.*

**Career transactions:** Signed as college free agent with Cincinnati on 5-10-19.

**College highlights:** Spent four seasons (2015-18) at Nebraska ... Played in 49 career games, and missed just one contest due to injury ... Left Nebraska with school records for career receptions (189) and receiving yards (2747), and tied for second in career receiving TDs (22). **2018**—Team captain ... Started all 12 games ... Set Nebraska single-season records for catches (70) and receiving yards (1004), and added seven TDs ... Became first 1000-yard receiver in Nebraska history ... Voted Offensive Team MVP ... Logged career-high 10 catches for 163 yards and two TDs vs. Minnesota ... Had eight catches for 131 yards and two TDs vs. Illinois ... Made Nebraska Scholar-Athlete Honor Roll in fall semester. **2017**—Played in 11 games, missing one contest due to injury ...

Totalled 61 catches for 986 receiving yards and career-high 10 TDs ... Topped 100 receiving yards a school-record five times ... Had five catches for 102 yards and a TD against Arkansas State, good for his first career 100-yard receiving game ... Seven catches for 103 yards and two TDs at Oregon ... Four catches for 115 yards at Wisconsin, including career-long 80-yard TD ... Caught six passes for 112 yards vs. Purdue, and caught game-winning 14-yard TD with 14 seconds remaining ... Posted career-high 185 receiving yards at Penn State, second-most in NU history. **2016**—Played in all 13 games, with nine starts ... Caught 33 passes for 453 yards and two TDs. **2015**—Played all 13 games as freshman (three starts) ... Totalled 25 catches for 304 yards and three TDs ... Returned 14 kickoffs for 324 yards (23.1 avg.) ... Caught first career TD against Miami (Fla.), an eight-yarder with 33 seconds left in regulation that sent game to OT.

**High school:** Attended St. Augustine High School in New Orleans, La. ... As a senior, totaled 46 catches for 891 yards and eight TDs, despite missing two games with a shoulder injury ... Also lettered in basketball ... Member of the National Honor Society.

**Personal:** Hometown in New Orleans, La. ... Known for his work in the community at Nebraska, he volunteered with the Nebraska Football Road Race, Husker Heroes, Red Cross, the Lincoln Marathon and local hospital and school outreach events ... Child, youth and family studies major at Nebraska.



## NICKERSON, HARDY

**LB #56**

**Height:** 6-0  
**Weight:** 235  
**College:** Illinois  
**Experience:** 3rd-year player in 2019

**2018 games-starts:** 16-7  
**Career games-starts:** 30-9  
**Born:** 1-5-94  
**Hometown:** Oakland, Calif.  
**Acquired:** CFA'17

Originally a Bengals CFA signee in 2017, Nickerson enters his third season in stripes and looks to continue to expand his role on defense ... Played all 16 games (seven starts) in 2018, seeing action on 538 of 1129 possible snaps (47.7 percent) ... Totaled 54 tackles (sixth on team), with PD and FF ... Also a regular contributor on special teams, he saw action on 46 percent of ST snaps and had three tackles ... Son of former NFL LB Hardy Nickerson Sr., a five-time Pro-Bowler who played with Pittsburgh, Tampa Bay, Jacksonville and Green Bay.

**Career transactions:** Signed with Cincinnati as college free agent on 5-5-17 ... Waived by Bengals on 9-28-17 ... Signed to Bengals practice squad on 9-29-17 ... Signed to Bengals roster on 10-16-17 ... Waived by Bengals on 11-14-17 ... Signed to Bengals practice squad on 11-15-17 ... Signed to Bengals roster on 11-18-17.

**2018 highlights:** Played in all 16 games with seven starts ... Totaled 54 tackles (sixth on team), with a TD and FF ... Had eight tackles and a PD on Sept. 13 vs. Baltimore ... Seven tackles on Sept. 23 at Carolina ... Logged career-high 11 tackles on Nov. 18 at Baltimore ... Five tackles and a FF on Dec. 2 vs. Denver.

**Previous seasons:** 2017—Played in 14 games with two starts at MLB ... Was on active roster for Games 1-3 and 6-16, and on practice squad for Games 4-5 ... Totaled 14 tackles and one PD on defense, and had four tackles

(all assists) on special teams ... All 14 of his tackles on defense came in season's final three games, as team battled a series of injuries at LB ... Had four tackles (all solos) on Dec. 17 at Minnesota and three tackles (one solo) on Dec. 24 vs. Detroit ... Recorded seven tackles (second-most on the team) and one PD on defense in season finale on Dec. 31 at Baltimore.

**College:** Spent four years (2012-15) at California, with a redshirt year in '12, before joining Illinois in '16 as a graduate transfer ... Played in 47 career games (35 at Cal, 12 at Illinois), with 39 starts (27 Cal, 12 Illinois) ... Totaled 353 career tackles (sixth among active FBS players at the end of 2016), including 14.5 TFLs, with four sacks, four PDs, two FFs, four FRs and three INTs ... Two-time team captain, including in only season at Illinois ... Played under his father, defensive coordinator Hardy Nickerson Sr., during 2016 season at Illinois.

**Personal:** Hometown is Oakland, Calif. ... Attended Bishop O'Dowd High School in Oakland, where he totaled 153 tackles, with a sack, INT and FR as a senior, en route to being named All-Metro by the San Francisco Chronicle ... Also played RB at Bishop O'Dowd, totaling 78 rushes for 453 yards and six TDs as a senior, as well as eight receptions for 48 yards ... Father, Hardy Nickerson Sr., played 16 seasons in the NFL with four teams (Pittsburgh, Tampa Bay, Jacksonville, Green Bay), and earned four all-pro and five Pro Bowl selections ... Has a twin sister, Haleigh, who also attended Cal ... Graduated from Cal in May 2016 with a bachelor's degree in legal studies.

### HARDY NICKERSON'S STATISTICS

			DEFENSE							INTERCEPTIONS					SCORING				
YEAR	TEAM	G-S	ST	AT	TT	SKS-YDS	PD	FF	FR-YDS	NO	YDS	AVG	LG	TD	TD	TD-IntRt	TD-FRRt	S	PTS
2017	Cincinnati	14-2	12	2	14	0-0	1	0	0-0	—	—	—	—	—	—	—	—	—	—
2018	Cincinnati	16-7	36	18	54	0-0	1	1	0-0	—	—	—	—	—	—	—	—	—	—
CAREER		30-9	48	20	68	0-0	2	1	0-0	—	—	—	—	—	—	—	—	—	—

		SPECIAL TEAMS								KICKOFF RETURNS						PUNT RETURNS					
YEAR	TEAM	ST	AT	TT	FF	FR-YDS	BP	BFG	BXP	NO	YDS	AVG	FC	LG	TD	NO	YDS	AVG	FC	LG	TD
2017	Cincinnati	0	4	4	0	0-0	0	0	0	—	—	—	—	—	—	—	—	—	—	—	—
2018	Cincinnati	2	1	3	0	0-0	0	0	0	—	—	—	—	—	—	—	—	—	—	—	—
CAREER		2	5	7	0	0-0	0	0	0	—	—	—	—	—	—	—	—	—	—	—	—

### 2018 GAME-BY-GAME

		DEFENSE								INTERCEPTIONS					
DATE	OPPONENT	ST	AT	TT	SKS-YDS	INT-YDS	PD	FF	FR-YDS	NO	YDS	AVG	LG	TD	
9-9	at Indianapolis	4	0	4	0-0	0-0	0	0	0-0	—	—	—	—	—	
9-13	BALTIMORE	5	3	8	0-0	0-0	1	0	0-0	—	—	—	—	—	
9-23	at Carolina	4	3	7	0-0	0-0	0	0	0-0	—	—	—	—	—	
9-30	at Atlanta	1	1	2	0-0	0-0	0	0	0-0	—	—	—	—	—	
10-7	MIAMI	0	0	0	0-0	0-0	0	0	0-0	—	—	—	—	—	
10-14	PITTSBURGH	1	2	3	0-0	0-0	0	0	0-0	—	—	—	—	—	
10-21	at Kansas City	0	0	0	0-0	0-0	0	0	0-0	—	—	—	—	—	
10-28	TAMPA BAY	0	0	0	0-0	0-0	0	0	0-0	—	—	—	—	—	
11-4	— BYE —														
11-11	NEW ORLEANS	0	0	0	0-0	0-0	0	0	0-0	—	—	—	—	—	
11-18	at Baltimore	8	3	11	0-0	0-0	0	0	0-0	—	—	—	—	—	
11-25	CLEVELAND	0	0	0	0-0	0-0	0	0	0-0	—	—	—	—	—	
12-2	DENVER	3	2	5	0-0	0-0	0	1	0-0	—	—	—	—	—	
12-9	at L.A. Chargers	2	0	2	0-0	0-0	0	0	0-0	—	—	—	—	—	
12-16	OAKLAND	2	2	4	0-0	0-0	0	0	0-0	—	—	—	—	—	
12-23	at Cleveland	4	1	5	0-0	0-0	0	0	0-0	—	—	—	—	—	
12-30	at Pittsburgh	2	1	3	0-0	0-0	0	0	0-0	—	—	—	—	—	
TOTALS		36	18	54	0-0	0-0	1	1	0-0	—	—	—	—	—	

DATE	OPPONENT	SPECIAL TEAMS								KICKOFF RETURNS							PUNT RETURNS						
		ST	AT	TT	FF	FR-YDS	BP	BFG	BXP	NO	YDS	AVG	FC	LG	TD		NO	YDS	AVG	FC	LG	TD	
9-9	at Indianapolis	0	0	0	0	0-0	0	0	0	—	—	—	—	—	—		—	—	—	—	—	—	
9-13	BALTIMORE	0	0	0	0	0-0	0	0	0	—	—	—	—	—	—		—	—	—	—	—	—	
9-23	at Carolina	0	0	0	0	0-0	0	0	0	—	—	—	—	—	—		—	—	—	—	—	—	
9-30	at Atlanta	0	0	0	0	0-0	0	0	0	—	—	—	—	—	—		—	—	—	—	—	—	
10-7	MIAMI	1	1	2	0	0-0	0	0	0	—	—	—	—	—	—		—	—	—	—	—	—	
10-14	PITTSBURGH	1	0	1	0	0-0	0	0	0	—	—	—	—	—	—		—	—	—	—	—	—	
10-21	at Kansas City	0	0	0	0	0-0	0	0	0	—	—	—	—	—	—		—	—	—	—	—	—	
10-28	TAMPA BAY	0	0	0	0	0-0	0	0	0	—	—	—	—	—	—		—	—	—	—	—	—	
11-4	— BYE —																						
11-11	NEW ORLEANS	0	0	0	0	0-0	0	0	0	—	—	—	—	—	—		—	—	—	—	—	—	
11-18	at Baltimore	0	0	0	0	0-0	0	0	0	—	—	—	—	—	—		—	—	—	—	—	—	
11-25	CLEVELAND	0	0	0	0	0-0	0	0	0	—	—	—	—	—	—		—	—	—	—	—	—	
12-2	DENVER	0	0	0	0	0-0	0	0	0	—	—	—	—	—	—		—	—	—	—	—	—	
12-9	at L.A. Chargers	0	0	0	0	0-0	0	0	0	—	—	—	—	—	—		—	—	—	—	—	—	
12-16	OAKLAND	0	0	0	0	0-0	0	0	0	—	—	—	—	—	—		—	—	—	—	—	—	
12-23	at Cleveland	0	0	0	0	0-0	0	0	0	—	—	—	—	—	—		—	—	—	—	—	—	
12-30	at Pittsburgh	0	0	0	0	0-0	0	0	0	—	—	—	—	—	—		—	—	—	—	—	—	
TOTALS		2	1	3	0	0-0	0	0	0	—	—	—	—	—	—		—	—	—	—	—	—	





## PERKINS, KENT

OT #76

**Height:** 6-5  
**Weight:** 310  
**College:** Texas  
**Experience:** 1st-year player in 2019

**2018 games-starts:** 0-0  
**Career games-starts:** 1-0  
**Born:** 11-19-94  
**Hometown:** Dallas, Texas  
**Acquired:** CFA'17

A 2017 Bengals CFA signee, Perkins looks to to carve out a roster spot in his third season with the club ... Has spent all but three games of his first two NFL seasons on Cincinnati's practice squad ... Signed to active roster for Game 16 in 2018, but was inactive ... Signed to active roster for Games 15-16 in 2017; saw only NFL action in finale vs. Baltimore ... Also can play G ... In college at Texas, started 22 games at RG and 12 at ROT.

**Career transactions:** Signed with Cincinnati as college free agent on 5-5-17 ... Waived by Bengals on 9-2-17 ... Signed to Bengals practice squad on 9-3-17 ... Signed to Bengals roster on 12-22-17 ... Waived by Bengals on 9-1-18 ... Signed to Bengals practice squad on 9-2-18... Signed to Bengals roster on 12-28-18.

**2018 highlights:** Spent Games 1-15 on Bengals' practice squad ... Signed to active roster on Dec. 28, prior to season finale ... Inactive for Game 16 at Pittsburgh ... Played in all four preseason games.

**Previous seasons: 2017**—Played in one game ... Signed to active roster on Dec. 22 after spending Games 1-14 on practice squad ... Was active/DNP on Dec. 24 vs. Detroit ... Made NFL debut in season finale at Baltimore, seeing action on six offensive plays as an injury replacement.

**College:** Played four seasons (2013-16) at Texas, and was a three-year

starter, seeing action at both RG (22 starts) and ROT (12 starts) ... As a senior in 2016, helped pave way for RB D'Onta Foreman's nation-leading 2028 rushing yards ... Foreman in 2016 averaged 188 yards per game and 6.1 yards per rush in the 10 contests Perkins started, including three 250-yard efforts.

**Personal:** Hometown is Dallas, Texas ... Attended Lake Highlands High School, earning Parade All-American honors as senior ... Played in 2013 U.S. Army HS All-American Game ... Participated in track and field as HS freshman, and wrestling as sophomore and junior ... Health promotion major at Texas.

**NOTE ABOUT NFL EXPERIENCE:** Perkins did not earn an accrued year of experience toward NFL free agency in 2017 or '18 because he was not on a 53-player roster, a Reserve/Injured list or a Reserve/Physically Unable to Perform list for the required minimum of six games in either season.

### KENT PERKINS' STATISTICS

GAMES-STARTS			
YEAR	TEAM	GAMES	STARTS
2017	Cincinnati.....	1	0
2018	Cincinnati.....	*DID NOT PLAY	
CAREER		1	0

\* NOTE: In 2018, Perkins was on the practice squad for 15 regular-season games and was inactive for one regular-season game with Cincinnati.



## PHILLIPS, DARIUS

**CB #23**

**Height:** 5-10  
**Weight:** 190  
**College:** Western Michigan  
**Experience:** 2nd-year player in 2019

**2018 games-starts:** 15-1  
**Career games-starts:** 15-1  
**Born:** 6-26-95  
**Hometown:** Detroit, Mich.  
**Acquired:** D5c'18

A Bengals fifth-round pick out of Western Michigan in 2018, Phillips looks to increase his role in his second season after serving as a key reserve on defense as a rookie ... Played in 15 games as a rookie, with a start at nickel DB, and had 19 tackles, two PDs and FF on defense; also had three special teams tackles ... Did not see much action as a returner as a rookie, but in college he ranked as one of the top returners in FBS history ... Set FBS career record with 12 total returns for TDs, tied FBS record with five career pick-sixes, and ranked sixth in FBS history with 3145 career kickoff return yards.

**Career transactions:** Selected by Cincinnati in fifth round of 2018 NFL Draft (170th overall) ... Signed with Bengals on 5-12-18.

**2018 highlights:** Played in 15 games, with one start at nickel DB ... Did not play Sept. 23 at Carolina ... Started in place of injured Dre Kirkpatrick Dec. 9 at L.A. Chargers ... Finished season with 19 total tackles on defense, including two PDs and one FF ... Recorded season-high five tackles along with a PD in two games — Oct. 28 vs. Tampa Bay and Dec. 23 at Cleveland ... On

Oct. 14 vs. Pittsburgh, recorded a FF in the fourth quarter.

**College:** Spent five years (2013-17) at Western Michigan, with a redshirt season in '13 ... Played in 51 games, and totaled 127 tackles, including 13 for losses, with 47 passes defended, 12 INTs, four FFs and three FRs ... Considered to be one of top playmakers in FBS history, he scored 14 career TDs in five different ways (five KOR, one PR, five INT, one FR, two receiving) ... Set FBS career record with 12 total returns for TDs, tied FBS record with five career pick-sixes, and ranked sixth in FBS history with 3145 career kickoff return yards ... In eight career games against teams from "Power Five" conferences, totaled 20 KORs for 726 yards (36.3) and three TDs, four INTs, one FF, a 67-yard FR for a TD, nine pass breakups and three TFLs ... Two-time MAC Special Teams Player of the Year (2016 and '17) ... Began career as WR, before switching to CB as a sophomore.

**Personal:** Hometown is Detroit, Mich. ... Attended Robichaud High School in Dearborn Heights, Mich. ... Played prep football and basketball.

### DARIUS PHILLIPS' STATISTICS

			DEFENSE							INTERCEPTIONS					SCORING				
YEAR	TEAM	G-S	ST	AT	TT	SKS-YDS	PD	FF	FR-YDS	NO	YDS	AVG	LG	TD	TD	TD-IntRt	TD-FRRt	S	PTS
2018	Cincinnati	15-1	18	1	19	0-0	2	1	0-0	—	—	—	—	—	—	—	—	—	—
CAREER		15-1	18	1	19	0-0	2	1	0-0	—	—	—	—	—	—	—	—	—	—

		SPECIAL TEAMS									KICKOFF RETURNS					PUNT RETURNS					
YEAR	TEAM	ST	AT	TT	FF	FR-YDS	BP	BFG	BXP	NO	YDS	AVG	FC	LG	TD	NO	YDS	AVG	FC	LG	TD
2018	Cincinnati	1	2	3	0	0-0	0	0	0	—	—	—	—	—	—	2	24	12.0	1	16	0
CAREER		1	2	3	0	0-0	0	0	0	—	—	—	—	—	—	2	24	12.0	1	16	0

### 2018 GAME-BY-GAME

		DEFENSE									INTERCEPTIONS					
DATE	OPPONENT	ST	AT	TT	SKS-YDS	INT-YDS	PD	FF	FR-YDS		NO	YDS	AVG	LG	TD	
9-9	at Indianapolis	0	0	0	0-0	0-0	0	0	0-0		—	—	—	—	—	—
9-13	BALTIMORE	0	0	0	0-0	0-0	0	0	0-0		—	—	—	—	—	—
9-23	at Carolina				DID NOT PLAY						DID NOT PLAY					
9-30	at Atlanta	0	0	0	0-0	0-0	0	0	0-0		—	—	—	—	—	—
10-7	MIAMI	0	0	0	0-0	0-0	0	0	0-0		—	—	—	—	—	—
10-14	PITTSBURGH	2	0	2	0-0	0-0	0	1	0-0		—	—	—	—	—	—
10-21	at Kansas City	2	0	2	0-0	0-0	0	0	0-0		—	—	—	—	—	—
10-28	TAMPA BAY	5	0	5	0-0	0-0	1	0	0-0		—	—	—	—	—	—
11-4	— BYE —															
11-11	NEW ORLEANS	2	0	2	0-0	0-0	0	0	0-0		—	—	—	—	—	—
11-18	at Baltimore	0	0	0	0-0	0-0	0	0	0-0		—	—	—	—	—	—
11-25	CLEVELAND	1	0	1	0-0	0-0	0	0	0-0		—	—	—	—	—	—
12-2	DENVER	0	0	0	0-0	0-0	0	0	0-0		—	—	—	—	—	—
12-9	at L.A. Chargers	1	0	1	0-0	0-0	0	0	0-0		—	—	—	—	—	—
12-16	OAKLAND	0	0	0	0-0	0-0	0	0	0-0		—	—	—	—	—	—
12-23	at Cleveland	4	1	5	0-0	0-0	1	0	0-0		—	—	—	—	—	—
12-30	at Pittsburgh	1	0	1	0-0	0-0	0	0	0-0		—	—	—	—	—	—
TOTALS		18	1	19	0-0	0-0	2	1	0-0		—	—	—	—	—	—

		SPECIAL TEAMS								KICKOFF RETURNS						PUNT RETURNS					
DATE	OPPONENT	ST	AT	TT	FF	FR-YDS	BP	BFG	BXP	NO	YDS	AVG	FC	LG	TD	NO	YDS	AVG	FC	LG	TD
9-9	at Indianapolis	0	1	1	0	0-0	0	0	0	—	—	—	—	—	—	0	0	—	0	—	0
9-13	BALTIMORE	0	0	0	0	0-0	0	0	0	—	—	—	—	—	—	2	24	12.0	0	16	0
9-23	at Carolina	DID NOT PLAY										DID NOT PLAY									
9-30	at Atlanta	1	0	1	0	0-0	0	0	0	—	—	—	—	—	—	0	0	—	0	—	0
10-7	MIAMI	0	1	1	0	0-0	0	0	0	—	—	—	—	—	—	0	0	—	0	—	0
10-14	PITTSBURGH	0	0	0	0	0-0	0	0	0	—	—	—	—	—	—	0	0	—	0	—	0
10-21	at Kansas City	0	0	0	0	0-0	0	0	0	—	—	—	—	—	—	0	0	—	0	—	0
10-28	TAMPA BAY	0	0	0	0	0-0	0	0	0	—	—	—	—	—	—	0	0	—	0	—	0
11-4	— BYE —																				
11-11	NEW ORLEANS	0	0	0	0	0-0	0	0	0	—	—	—	—	—	—	0	0	—	0	—	0
11-18	at Baltimore	0	0	0	0	0-0	0	0	0	—	—	—	—	—	—	0	0	—	1	—	0
11-25	CLEVELAND	0	0	0	0	0-0	0	0	0	—	—	—	—	—	—	0	0	—	0	—	0
12-2	DENVER	0	0	0	0	0-0	0	0	0	—	—	—	—	—	—	0	0	—	0	—	0
12-9	at L.A. Chargers	0	0	0	0	0-0	0	0	0	—	—	—	—	—	—	0	0	—	0	—	0
12-16	OAKLAND	0	0	0	0	0-0	0	0	0	—	—	—	—	—	—	0	0	—	0	—	0
12-23	at Cleveland	0	0	0	0	0-0	0	0	0	—	—	—	—	—	—	0	0	—	0	—	0
12-30	at Pittsburgh	0	0	0	0	0-0	0	0	0	—	—	—	—	—	—	0	0	—	0	—	0
TOTALS		1	2	3	0	0-0	0	0	0	—	—	—	—	—	—	2	24	12.0	1	16	0



## PRATT, GERMAINE

**LB #57**

**Height:** 6-3  
**Weight:** 245  
**College:** North Carolina State  
**Experience:** Rookie in 2019

**2018 games-starts:** 0-0  
**Career games-starts:** 0-0  
**Born:** 5-21-96  
**Hometown:** High Point, N.C.  
**Acquired:** D3'19

*The Bengals' 2019 third-round draft choice, Pratt looks to make an immediate impact in Cincinnati after a productive career at North Carolina State ... Touted by scouts for his combination of size and speed, tackling production and experience in coverage ... Spent five seasons at N.C. State (2014-18), with a redshirt year in '16, and saw action in 50 career games ... Began college career at safety, before moving to linebacker during redshirt season in 2016 ... Totaled 235 career tackles, including 17.5 for losses and six sacks, with three INTs, 10 PBUs, five FFs and three FRs ... Led team in tackles (104) and earned first-team All-ACC honors in 2018, his first season as a starting LB.*

**Career transactions:** Selected by Cincinnati in third round of 2019 NFL Draft (72nd overall) ... Signed with Bengals on 6-27-19.


**Defensive coordinator Lou Anarumo says:** "He's a multiple-position guy. We feel like he can play all three linebacker spots. He brings size, speed and very long arms, which is good for a linebacker to shed blocks. (He has) over 33-inch arms. That aids in allowing him to be a multiple-position guy."

**College highlights:** Spent five seasons (2014-18) at North Carolina State, with a redshirt year in '16 ... Played in 50 career games, with 12 starts ... Totaled 235 career tackles, including 17.5 for losses and six sacks, with three INTs, 10 PBUs, five FFs and three FRs ... Spent his first two seasons (2014-15) as a reserve safety, before switching to linebacker for his final two seasons (2017-18). **2018**—Team captain ... Started 11 games at LB — missed game vs. North Carolina, and sat out the team's bowl game ... In first season as a starting

LB, led team in tackles (104) and was named first-team All-ACC ... Recorded team-high 11 tackles for losses and 6.5 sacks ... Led Wolfpack in tackles in eight of the 11 games he played ... Notched 12 tackles in season-opener vs. James Madison, his first career start at LB ... Logged career-high 16 tackles at Syracuse, en route to ACC Player of the Week honors ... Also won ACC Player of the Week for 13-tackle performance and game-sealing FF in win over Boston College. **2017**—Played in all 13 games (no starts) ... Saw rotational time as a reserve LB in first season after making switch from S ... Totaled 69 tackles, including 5.5 for losses, with two INTs, three PBUs and a FR ... Returned INT 25 yards for a TD to help seal a Wolfpack victory over Louisville ... Recovered a blocked punt for a score at Notre Dame ... Picked off a pass and returned it 75 yards, sealing a win over rival North Carolina in season finale. **2016**—Did not play (redshirt), after suffering shoulder injury in the spring ... Switched from LB to S during his year out. **2015**—Played in all 13 games, seeing time mainly as a reserve S ... Recorded 30 tackles, including 1.5 for losses, with one INT, a PBU, three FFs and a FR ... Made first career INT at South Alabama. **2014**—Played in 13 games as a true freshman, with one start, seeing time mainly as a reserve S ... Recorded 32 tackles and three PBUs ... Made first career start at Louisville and had four tackles and a PBU.

**High school:** Attended Central High School in High Point, N.C. ... Played S and WR ... All-state selection at DB as a senior, and was named the Piedmont Triad 4A Conference's Defensive Player of the Year.

**Personal:** Hometown is High Point, N.C. ... Graduated from N.C. State with degree in parks, recreation and tourism management.



## PRICE, BILLY

C #53

**Height:** 6-4  
**Weight:** 310  
**College:** Ohio State  
**Experience:** 2nd-year player in 2019

**2018 games-starts:** 10-10  
**Career games-starts:** 10-10  
**Born:** 10-11-94  
**Hometown:** Austintown, Ohio  
**Acquired:** D1'18

*Bengals' 2018 first-round pick out of Ohio State enters his second season as team's No. 1 center ... After starting OSU-record 55 straight games in college, suffered foot injury in Game 2 of rookie season and missed next six contests ... Played/started 10 games as a rookie, and when healthy helped pave way for HB Joe Mixon's AFC-best 1168 rushing yards ... Four-year starter at Ohio State, unanimous first-team All-American (2017), and winner of '17 Rimington Trophy as nation's most outstanding center ... Aided blocking effort for OSU rushing offenses that led the Big Ten three times (2015-17).*

**Career transactions:** Selected by Cincinnati in first round of 2018 NFL Draft (21st overall) ... Signed with Bengals on 5-21-18.

**2018 highlights:** Played and started in 10 games at C (Game 1-2, 9-16) ... Missed Games 3-8, due to foot injury suffered in Game 2 vs. Baltimore ... Contributed to blocking effort for HB Joe Mixon, who rushed for AFC-best 1168 yards and became the first Bengal to rush for 1000 yards since Jeremy Hill in 2014 ... Aided blocking effort for four 100-yard rushing games by Mixon ... On Nov. 25 vs. Cleveland, supported season-high 155 yards from scrimmage for Mixon ... Assisted offense in controlling season-high time of possession (33:19) on Dec. 16 vs. Oakland, and supported Mixon's season-high 129 rushing yards ... Selected to All-Rookie team by the Professional Football Writers of America.

**College:** Spent five years (2013-17) at Ohio State, with a redshirt season in '13 ... Started all 55 possible games in his OSU career, setting school record for both starts and consecutive starts (both previous records were 50, by current

University of Cincinnati head coach Luke Fickell) ... Two-time team captain (2016 and '17) ... Aided blocking effort for OSU rushing offenses that led the Big Ten three times (2015-17) and ranked in the top 20 nationally all four years of his career ... After spending first three seasons at G, moved to C as a senior in 2017 ... In first season at C, won Rimington Trophy as nation's most outstanding center, was unanimous first-team All-American, won Rimington-Pace Big Ten Offensive Lineman of the Year, and was first-team All-Big Ten (coaches and media) and Academic All-Big Ten Conference ... As a redshirt freshman in 2014, started all 15 games at G and helped OSU to national title.

**Personal:** Hometown is Austintown, Ohio ... Attended Fitch High School in Austintown ... Played defensive line, and as a senior in 2012 was named first-team all state and Division I co-defensive player of the year in Ohio (AP) ... Helped Fitch to state playoff berths as a sophomore, junior and senior ... Also competed in track and field (discus and shotput) ... Business administration major at Ohio State, with a specialization in operations management ... Two-time Academic All-Big Ten Conference (2014 and '17), two-time OSU Scholar-Athlete ('13 and '14) ... Married (wife Taylor).

### BILLY PRICE'S STATISTICS

#### GAMES-STARTS

YEAR	TEAM	GAMES	STARTS
2018	Cincinnati.....	10	10
CAREER		10	10



## REDMOND, ALEX

**G #62**

**Height:** 6-5  
**Weight:** 320  
**College:** UCLA  
**Experience:** 3rd-year player in 2019

**2018 games-starts:** 15-15  
**Career games-starts:** 20-15  
**Born:** 1-18-95  
**Hometown:** Cerritos, Calif.  
**Acquired:** CFA'16

A 2016 CFA signee of the Bengals, Redmond is considered a powerful interior offensive lineman ... Served as Cincinnati's No. 1 RG in 2018 ... Played/started 15 games, and saw time on 93.1 percent of offensive snaps (928 of possible 997) ... Contributed to blocking effort for HB Joe Mixon's AFC-best 1168 rushing yards ... Spent all of 2017 on Bengals' roster and played in five games, after spending his rookie season in '16 on Cincinnati's practice squad ... In 2017, saw eight snaps on defense as NT in goal line situations (no statistics).

**Career transactions:** Signed with Cincinnati as a college free agent on 5-6-16 ... Waived by Bengals on 9-3-16 ... Signed to Bengals practice squad on 9-4-16 ... Signed to Bengals roster on 1-2-17 ... Re-signed as exclusive rights player with Bengals on 4-10-19.

**2018 highlights:** Played and started in 15 games at RG ... Inactive Game 9 vs. New Orleans with hamstring injury ... Contributed to blocking effort for HB Joe Mixon, who rushed for AFC-best 1168 yards and became the first Bengal to rush for 1000 yards since Jeremy Hill in 2014 ... Aided blocking effort for four 100-yard rushing games by Mixon ... On Sept. 13 vs. Baltimore, supported blocking effort for offense that scored 28 first-half points and totaled 373 net yards ... On Sept. 30 at Atlanta, aided offense's season-high 407 net yards, including 337 yards passing from QB Andy Dalton ... On Nov. 25 vs. Cleveland, supported season-high 155 yards from scrimmage for Mixon ... Assisted offense in controlling season-high time of possession (33:19) on Dec. 16 vs. Oakland, and supported Mixon's season-high 129 rushing yards.

**Previous seasons:** 2016—On practice squad for Games 1-16 ... Played in first two preseason games and missed the last two, due to an injury. 2017—Played in five games (no starts) ... Inactive for Games 1-2 and 5-12 (coaches' decisions) ... Active/DNP on Sept. 24 at Green Bay ... Rotated equally with Christian Westerman at LG in Games 15-16; as Bengals shuffled OL due to injuries ... On Dec. 24 vs. Detroit, helped block for HB Giovani Bernard's season-high 116 yards rushing and team's season-high 28 first downs ... Was used on

defensive line as NT in goal-line situations in two games, Dec. 10 vs. Chicago and Dec. 17 at Minnesota.

**College:** Played three seasons for UCLA (2013-15), seeing action in 33 games (31 starts) ... Helped lead Bruins to three bowl appearances and pair of 10-win seasons ... His three seasons at UCLA coincided with those of RB Paul Perkins, whose 3488 rushing yards (5.6 average) rank third in school history ... In '15, blocked for 1343 rushing yards by Perkins and was part of pass protection unit that surrendered just 14 sacks, second-lowest total in school history ... In '14, supported Perkins for UCLA-record 1572 rushing yards (6.3-yard average) ... Started all 13 games at RG in '13, matching school record for true freshman.

**Personal:** Hometown is Cerritos, Calif. ... Attended Los Alamitos (Calif.) High School, where he was team captain for a pair of league championship teams and also a team captain in wrestling ... Named as high school's Male Athlete of the Year as a senior ... Enjoys paintball and poetry.

**NOTE ABOUT NFL EXPERIENCE:** Redmond did not earn an accrued year of experience toward NFL free agency in 2016 because he was not on a 53-player roster, a Reserve/Injured list or a Reserve/Physically Unable to Perform list for the required minimum of six games.

### ALEX REDMOND'S STATISTICS

#### GAMES-STARTS

YEAR	TEAM	GAMES	STARTS
2016	Cincinnati.....		*DID NOT PLAY
2017	Cincinnati.....	5	0
2018	Cincinnati.....	15	15
CAREER		20	15

\* NOTE: Redmond was on the practice squad for 16 regular-season games with Cincinnati in 2016.



**RINGO, CHRISTIAN****DT #79**

**Height:** 6-1  
**Weight:** 300  
**College:** Louisiana-Lafayette  
**Experience:** 4th-year player in 2019

**2018 games-starts:** 6-0 (1-0 Dall., 5-0 Cin.)  
**Career games-starts:** 20-0  
**Born:** 3-10-92  
**Hometown:** Jackson, Miss.  
**Acquired:** PS(Dall.)'18

Cincinnati signed Ringo off of Dallas' practice squad mid-season in 2018, after injuries swept through the Bengals' defensive line ... Joined Bengals prior to Game 11, and played in the final five contests of the season ... Averaged 30.4 snaps/game in games he played, and totaled 10 tackles, including 1.5 sacks ... Had brief previous stint with Bengals in 2017 — was inactive for Game 1 and then waived — before later joining the Detroit Lions ... Spent time between Dallas' roster and practice squad in early 2018, and played in one game (no statistics) ... Originally a 2015 sixth-round pick of Green Bay, and was with the Packers through the '16 season ... Career totals include 20 games played, with 15 tackles, 1.5 sacks and a FF.

**Career transactions:** Selected by Green Bay in sixth round of 2015 NFL Draft (210th overall) ... Signed with Packers on 5-8-15 ... Waived by Packers on 9-5-15 ... Signed to Packers practice squad on 9-7-15 ... Signed to Packers roster on 1-18-16 ... Re-signed with Packers as exclusive rights player on 4-13-17 ... Waived by Packers on 9-5-17 ... Acquired by Cincinnati on waivers from Packers on 9-6-17 ... Waived by Bengals on 9-12-17 ... Signed to Detroit practice squad on 9-14-17 ... Signed to Lions roster on 11-22-17 ... Re-signed with Lions as exclusive right player on 3-19-18 ... Waived by Lions on 8-31-18 ... Signed to Dallas practice squad on 9-26-18 ... Released by Cowboys from practice squad on 10-6-18 ... Signed to Cowboys practice squad on 10-8-18 ... Signed to Cowboys roster on 11-17-18 ... Waived by Cowboys on 11-19-18 ... Signed to Cowboys practice squad on 11-21-18 ... Signed by Cincinnati off Cowboys practice squad on 11-23-18.

**2018 highlights:** Opened preseason with Detroit, was waived at final cuts, and then signed Sept. 26 to Dallas' practice squad ... On Cowboys' practice squad for Game 4, released before Game 5, then re-signed to practice squad for Games 6-9 ... Signed to Cowboys' active roster on Nov. 17, prior to Game 10 ... Played for Cowboys in Game 10, Nov. 18 at Atlanta (no statistics) ... Waived by Dallas on Nov. 19, re-signed to Cowboys' practice squad on Nov. 21 ... Signed to Bengals' active roster on Nov. 23, prior to Game 11 for Cincinnati, due to injuries

along defensive line ... Inactive for Game 11 vs. Cleveland, and then played in Games 12-16 ... Totaled 10 tackles, including 1.5 sacks ... Made Bengals debut on Dec. 2 vs. Denver, and tallied two tackles ... Recorded three tackles and a half sack on Dec. 9 at L.A. Chargers ... On Dec. 30 at Pittsburgh, sacked Steelers QB Ben Roethlisberger on third down for a loss of nine.

**Previous seasons: 2015**—Sixth-round Green Bay draft pick played in all four Packers preseason games, recording one tackle (assist) ... Waived on final cuts, then signed to Packers' practice squad, where he spent all 16 regular-season games and two postseason games. **2016**—Signed to offseason roster in January and made 53-player roster out of training camp ... Played in eight games and recorded two tackles on defense, with one FF ... Was inactive for seven games and active/DNP in another ... Played in one postseason game for the Packers (no statistics). **2017**—Spent preseason with Packers, before being waived on Sept. 5 ... Acquired on waivers by Cincinnati ... On roster for Game 1 vs. Baltimore, but was inactive ... Waived by Bengals on Sept. 12 ... Signed with Detroit on Sept. 14, and spent nine games (Games 2-10) on Lions practice squad before joining the active roster ... Played in the Lions' final six games, and totaled three tackles.

**College:** Played four seasons (2011-14) for Louisiana-Lafayette ... Saw action in 45 games, with 30 starts, totaling 109 tackles, including 35 TFLs, 21 sacks, two FFs, four FRs and four PDs ... As a senior, started all 13 games and anchored defensive line for Ragin' Cajuns team that led the Sun Belt in rushing defense ... Was named state's Defensive Player of the Year by the Louisiana Sports Writers Association, after ranking seventh in the nation in TFLs (20) and 12th in the nation in sacks (11.5).

**Personal:** Hometown is Jackson, Miss. ... Attended Forest Hill High School in Jackson, where he was a four-year starter and posted 64 tackles, nine sacks and two FRs ... Lettered three years in HS track (shot put), two years in baseball and one in soccer ... Criminal justice major at Louisiana-Lafayette.

**CHRISTIAN RINGO'S STATISTICS**

			DEFENSE						INTERCEPTIONS						SCORING				
YEAR	TEAM	G-S	ST	AT	TT	SKS-YDS	PD	FF	FR-YDS	NO	YDS	AVG	LG	TD	TD	TD-IntRt	TD-FRRt	S	PTS
2015	Green Bay	0-0				DID NOT PLAY*													
2016	Green Bay	8-0	2	0	2	0-0	0	1	0-0	—	—	—	—	—	—	—	—	—	—
2017	Cincinnati	0-0				DID NOT PLAY*													
	Detroit	6-0	2	1	3	0-0	0	0	0-0	—	—	—	—	—	—	—	—	—	—
2018	Dallas	1-0	0	0	0	0-0	0	0	0-0	—	—	—	—	—	—	—	—	—	—
	Cincinnati	5-0	6	4	10	1.5-12.5	0	0	0-0	—	—	—	—	—	—	—	—	—	—
G.B. TOTALS			2	0	2	0-0	0	1	0-0	—	—	—	—	—	—	—	—	—	—
CIN. TOTALS			6	4	10	1.5-12.5	0	0	0-0	—	—	—	—	—	—	—	—	—	—
DET. TOTALS			2	1	3	0-0	0	0	0-0	—	—	—	—	—	—	—	—	—	—
DALL. TOTALS			0	0	0	0-0	0	0	0-0	—	—	—	—	—	—	—	—	—	—
CAREER			10	5	15	1.5-12.5	0	1	0-0	—	—	—	—	—	—	—	—	—	—

**POSTSEASON**

			DEFENSE						INTERCEPTIONS						SCORING				
YEAR	TEAM	G-S	ST	AT	TT	SKS-YDS	PD	FF	FR-YDS	NO	YDS	AVG	LG	TD	TD	TD-IntRt	TD-FRRt	S	PTS
2015	Green Bay	0-0				DID NOT PLAY*													
2016	Green Bay	1-0	0	0	0	0-0	0	0	0-0	—	—	—	—	—	—	—	—	—	—
CAREER			0	0	0	0-0	0	0	0-0	—	—	—	—	—	—	—	—	—	—

\* NOTE: Ringo was on the practice squad for 16 regular-season games and two postseason games with Green Bay in 2015. In 2017, he was inactive for one regular-season game with Cincinnati.

2018 GAME-BY-GAME															
		DEFENSE								INTERCEPTIONS					
DATE	OPPONENT	ST	AT	TT	SKS-YDS	INT-YDS	PD	FF	FR-YDS	NO	YDS	AVG	LG	TD	
		Dallas													
9-9	at Carolina	NOT WITH AN NFL TEAM													
9-16	N.Y. GIANTS	NOT WITH AN NFL TEAM													
9-23	at Seattle	NOT WITH AN NFL TEAM													
9-30	DETROIT	PRACTICE SQUAD													
10-7	at Houston	PRACTICE SQUAD													
10-14	JACKSONVILLE	PRACTICE SQUAD													
10-21	at Washington	PRACTICE SQUAD													
10-28	— BYE —														
11-5	TENNESSEE	PRACTICE SQUAD													
11-11	at Philadelphia	PRACTICE SQUAD													
11-18	at Atlanta	0	0	0	0-0	0-0	0	0	0-0	—	—	—	—	—	
		Cincinnati													
11-25	CLEVELAND	INACTIVE													
12-2	DENVER	2	0	2	0-0	0-0	0	0	0-0	—	—	—	—	—	
12-9	at L.A. Chargers	1	2	3	0.5-3.5	0-0	0	0	0-0	—	—	—	—	—	
12-16	OAKLAND	0	1	1	0-0	0-0	0	0	0-0	—	—	—	—	—	
12-23	at Cleveland	1	1	2	0-0	0-0	0	0	0-0	—	—	—	—	—	
12-30	at Pittsburgh	2	0	2	1-9	0-0	0	0	0-0	—	—	—	—	—	
DALL. TOTALS		0	0	0	0-0	0-0	0	0	0-0	—	—	—	—	—	
CIN. TOTALS		6	4	10	1.5-12.5	0-0	0	0	0-0	—	—	—	—	—	
2018 TOTALS		6	4	10	1.5-12.5	0-0	0	0	0-0	—	—	—	—	—	



## ROSS, JOHN, III

**WR #11**

**Height:** 5-11  
**Weight:** 194  
**College:** Washington  
**Experience:** 3rd-year player in 2019

**2018 games-starts:** 13-11  
**Career games-starts:** 16-12  
**Born:** 11-27-95  
**Hometown:** Long Beach, Calif.  
**Acquired:** D1'17

The Bengals' first-round pick in 2017, Ross enters his third NFL season and looks to continue to expand his role on offense ... After rookie season in 2017 was derailed by injuries, he saw more extensive action in '18, playing in 13 games (11 starts) and tying for the team lead in receiving TDs (seven) ... Groin injury held him out of three games and limited him in others ... Caught TDs on 33.3 percent of his receptions (seven TDs on 21 catches), the highest percentage in the NFL in 2018 and tied with TE Bob Trumpy in 1976 (seven TDs, 21 catches) and WR Isaac Curtis in 1974 (10 TDs, 30 receptions) for highest TD percentage for a season in Bengals history ... Five of his seven TDs in 2018 came from inside the red zone ... Ran a 4.22-second 40-yard dash at the 2017 NFL Scouting Combine, considered to be a combine record.

**Career transactions:** Selected by Cincinnati in first round of 2017 NFL Draft (ninth overall) ... Signed with Bengals on 5-7-17.

**2018 highlights:** Played in 13 games with 11 starts at WR ... Inactive for Games 5-6, and 8 with a groin injury ... Caught 21 passes for 210 yards and seven TDs (tied for team lead) ... Caught first career NFL pass — a three-yarder — on Sept. 9 at Indianapolis ... Caught a season long 39-yard TD on Sept. 30 at Atlanta and finished the game with two catches for 52 yards ... On Nov. 11 vs. New Orleans, caught two passes for 39 yards and a TD ... On Nov. 18 at Baltimore, caught two passes for 27 yards and a TD — a 22-yarder in the third quarter ... Five out of seven TDs came from the 10-yard line or closer.

**Previous seasons:** 2017—Played in three games with one start, and saw action on only 17 offensive snaps as rookie season was derailed by injuries ... Missed offseason program while recovering from shoulder surgery, then

suffered knee injury in preseason finale and was inactive for Game 1 ... Made NFL debut in Game 2 vs. Houston and had one rush for 12 yards, but he fumbled on the play (Texans recovered) ... Re-aggravated knee injury in practice the following week and was inactive for Games 3-6 ... Returned to action in Games 7 and 9, but saw only limited offensive action as coaches eased him into offense (no statistics) ... Inactive for Games 8 and 10-12 (coaches' decisions) ... Placed on Reserve/Injured list on Dec. 6 with a shoulder injury.

**College:** Spent four seasons (2013-16) at Washington, with a redshirt year in '15 due to a knee injury ... Saw time on offense (WR), defense (CB) and special teams (KOR, PR) during his career, before playing primarily WR and KOR in 2016 ... Considered one of college football's most explosive players, with five career scoring plays of 90 yards or longer ... Totaled 114 receptions, 1729 receiving yards and 22 receiving TDs over three seasons of action ... Set school record with four career kickoff returns for TDs ... As a third-year junior in 2016, recorded 17 receiving TDs, good for third in FBS, and the second-highest single-season total in both Washington and Pac 12 history ... Caught third-most passes (81) in a season in UW history, and had fourth-most receiving yards (1150) ... As a sophomore in 2014, saw extensive time on offense, defense and special teams, with three starts at WR and four at CB.

**Personal:** Hometown is Long Beach, Calif. ... Attended Jordan High School in Long Beach, where he played WR, CB, PR and KOR ... Named the Moore League Offensive Player of the Year as a HS senior in 2012, and was Co-Player of the Year as a junior ... Also ran track in HS ... Played under coach Snoop Dogg, a famous rapper in the music industry, in the Snoop Youth Football League; has maintained a relationship with the star over the years ... American ethnic studies major at Washington.

### JOHN ROSS' STATISTICS

YEAR	TEAM	G-S	RECEIVING					RUSHING					SCORING					
			NO	YDS	AVG	LG	TD	ATT	YDS	AVG	LG	TD	TD	TD-R	TD-P	TD-Rt	2-PtC	PTS
2017	Cincinnati	3-1	0	0	—	—	0	1	12	12.0	12	0	0	0	0	0	0	0
2018	Cincinnati	13-11	21	210	21.0	39t	7	4	9	2.3	7	0	7	0	7	0	0	42
CAREER		16-12	21	210	21.0	39t	7	5	21	4.2	12	0	7	0	7	0	0	42

**RECEIVING SINGLE-GAME HIGHS:** RECEPTIONS—3 (two times; most recently on 11-25-18 vs. Cleveland). YARDS—52 (9-30-18 at Atlanta). LONG—39t (9-30-18 at Atlanta). TOUCHDOWNS—1 (seven times; most recently on 12-23-18 at Cleveland).

**RUSHING SINGLE-GAME HIGHS:** ATTEMPTS—1 (five times; most recently on 12-23-18 at Cleveland). YARDS—12 (9-14-17 vs. Houston). LONG—12 (9-14-17 vs. Houston). TOUCHDOWNS—(none).

### CAREER GAME-BY-GAME

		RECEIVING					RUSHING				
DATE	OPPONENT	NO	YDS	AVG	LG	TD	ATT	YDS	AVG	LG	TD
2017 / CINCINNATI											
9-10	BALTIMORE			INACTIVE					INACTIVE		
9-14	HOUSTON	0	0	—	—	0	1	12	12.0	12	0
9-24	at Green Bay			INACTIVE					INACTIVE		
10-1	at Cleveland			INACTIVE					INACTIVE		
10-8	BUFFALO			INACTIVE					INACTIVE		
10-15	— BYE —										
10-22	at Pittsburgh			INACTIVE					INACTIVE		
10-29	INDIANAPOLIS	0	0	—	—	0	0	0	—	—	0
11-5	at Jacksonville			INACTIVE					INACTIVE		
11-12	at Tennessee	0	0	—	—	0	0	0	—	—	0
11-19	at Denver			INACTIVE					INACTIVE		
11-26	CLEVELAND			INACTIVE					INACTIVE		
12-4	PITTSBURGH			INACTIVE					INACTIVE		
12-10	CHICAGO			RESERVE / INJURED					RESERVE / INJURED		
12-17	at Minnesota			RESERVE / INJURED					RESERVE / INJURED		
12-24	DETROIT			RESERVE / INJURED					RESERVE / INJURED		
12-31	at Baltimore			RESERVE / INJURED					RESERVE / INJURED		

		RECEIVING					RUSHING				
DATE	OPPONENT	NO	YDS	AVG	LG	TD	ATT	YDS	AVG	LG	TD
2018 / CINCINNATI											
9-9	at Indianapolis	1	3	3.0	3t	1	0	0	—	—	0
9-13	BALTIMORE	1	8	8.0	8	0	1	-3	-3.0	-3	0
9-23	at Carolina	3	16	5.3	9	0	0	0	—	—	0
9-30	at Atlanta	2	52	26.0	39t	1	0	0	—	—	0
10-7	MIAMI			INACTIVE					INACTIVE		
10-14	PITTSBURGH			INACTIVE					INACTIVE		
10-21	at Kansas City	0	0	—	—	0	0	0	—	—	0
10-28	TAMPA BAY			INACTIVE					INACTIVE		
11-4	— BYE —										
11-11	NEW ORLEANS	2	39	19.5	37	1	0	0	—	—	0
11-18	at Baltimore	2	27	13.5	22t	1	0	0	—	—	0
11-25	CLEVELAND	3	31	10.3	17	1	0	0	—	—	0
12-2	DENVER	2	13	6.5	9	0	1	2	2.0	2	0
12-9	at L.A. Chargers	2	11	5.5	6t	1	0	0	—	—	0
12-16	OAKLAND	1	6	6.0	6	0	1	3	3.0	3	0
12-23	at Cleveland	1	3	3.0	3t	1	1	7	7.0	7	0
12-30	at Pittsburgh	1	1	1.0	1	0	0	0	—	—	0



## RUSSELL, KEIVARAE

**CB #20****Height:** 5-11**Weight:** 196**College:** Notre Dame**Experience:** 4th-year player in 2019**2018 games-starts:** 7-1**Career games-starts:** 20-1**Born:** 10-19-93**Hometown:** Everett, Wash.**Acquired:** W(K.C.)'16

Russell in 2019 enters his fourth NFL season, and again figures to add depth to the Bengals' defensive backfield ... Played in seven games in 2018, with a start at nickel DB in the season finale, and totaled 12 tackles and a PD on 137 defensive snaps for the season ... In 2017, recorded eight tackles on defense, and had one tackle and a blocked FG on special teams ... Originally a third-round draft selection of the Kansas City Chiefs in 2016, he was waived by Chiefs and claimed by Bengals prior to Game 2 of '16 ... Has one career INT — a diving grab late in the fourth quarter of '16 season finale vs. Baltimore, helping seal a Bengals win.

**Career transactions:** Selected by Kansas City in third round of 2016 NFL Draft (73rd overall) ... Signed with Chiefs on 6-3-16 ... Waived by Chiefs on 9-14-16 ... Acquired on waivers by Cincinnati on 9-15-16 ... Waived by Bengals on 9-1-18 ... Signed to Bengals practice squad on 9-2-18 ... Signed to Bengals roster on 10-18-18.

**2018 highlights:** Spent Games 1-6 on Bengals' practice squad, before being promoted to active roster on Oct. 18, prior to Game 7 ... Played in seven games, with one start at nickel DB in season finale at Pittsburgh ... Inactive for Games 10 and 14-15 ... Made season debut Oct. 21 at Kansas City ... Had a season-high six tackles and one PD in season finale at Pittsburgh.

**Previous seasons: 2016**—Played in all four Kansas City preseason games, logging seven tackles ... Inactive for Chiefs in Game 1, and inactive for Bengals in Games 2-10 and 15 ... Played for Bengals in Games 11-14 and 16 ... On Jan. 1 vs. Baltimore, made an impressive diving INT along the sideline to get INT off Baltimore's Ryan Mallett, helping seal a Bengals win. **2017**—Played in eight games (no starts) ... Inactive for Game 3 with a hamstring injury, as well as Games 2, 7, 9, 11-12 and 15-16 (coaches' decisions) ... Totaled eight tackles on defense (all solos) and one tackle on special teams ... Blocked a FG on Nov. 19 at Denver late in the second quarter, preserving Cincinnati's six-point advantage at halftime ... Had five total tackles on defense on Oct. 1 at Cleveland.

**College:** Played three seasons (2012-13 and '15) at Notre Dame ... Started all 37 of his games played ... Totaled 169 tackles (125 solo), including seven TFLs ... Had five INTs, two FFs, two sacks and six PDs ... Career-best 60 tackles as a senior.

**Personal:** Hometown is Everett, Wash. ... Attended Mariner High School, where he was a Class 4A all-state RB as a senior, rushing for 1293 yards and 14 TDs ... Majored in management consulting at Notre Dame ... Hobbies include traveling and writing/reading/appreciating poetry, acting/theatre and the arts ... First name is pronounced "kee-VAR-ay."

### KEIVARAE RUSSELL'S STATISTICS

			DEFENSE							INTERCEPTIONS						SCORING						
YEAR	TEAM	G-S	ST	AT	TT	SKS-YDS	PD	FF	FR-YDS	NO	YDS	AVG	LG	TD	TD	TD-IntRt	TD-FRRt	S	PTS			
2016	Kansas City	0-0	DID NOT PLAY*							DID NOT PLAY*						DID NOT PLAY*						
	Cincinnati	5-0	0	0	0	0-0	1	0	0-0	1	0	0.0	0	0	—	—	—	—	—			
2017	Cincinnati	8-0	8	0	8	0-0	0	0	0-0	0	0	—	—	0	—	—	—	—	—			
2018	Cincinnati	7-1	9	3	12	0-0	1	0	0-0	0	0	—	—	0	—	—	—	—	—			
K.C. TOTALS		0-0	0	0	0	0-0	0	0	0-0	0	0	0	0	0	—	—	—	—	—			
CIN. TOTALS		20-1	17	3	20	0-0	2	0	0-0	1	0	0.0	0	0	—	—	—	—	—			
CAREER		20-1	17	3	20	0-0	2	0	0-0	1	0	0.0	0	0	—	—	—	—	—			
			SPECIAL TEAMS							KICKOFF RETURNS						PUNT RETURNS						
YEAR	TEAM		ST	AT	TT	FF	FR-YDS	BP	BFG	BXP	NO	YDS	AVG	FC	LG	TD	NO	YDS	AVG	FC	LG	TD
2016	Cincinnati		1	0	1	0	0-0	0	0	0	—	—	—	—	—	—	—	—	—	—	—	—
2017	Cincinnati		1	0	1	0	0-0	0	1	0	—	—	—	—	—	—	—	—	—	—	—	—
CAREER			2	0	2	0	0-0	0	1	0	—	—	—	—	—	—	—	—	—	—	—	—

\* NOTE: Russell was inactive for one regular-season game with Kansas City in 2016.

### 2018 GAME-BY-GAME

		DEFENSE								INTERCEPTIONS				
DATE	OPPONENT	ST	AT	TT	SKS-YDS	INT-YDS	PD	FF	FR-YDS	NO	YDS	AVG	LG	TD
9-9	at Indianapolis				PRACTICE SQUAD						PRACTICE SQUAD			
9-13	BALTIMORE				PRACTICE SQUAD						PRACTICE SQUAD			
9-23	at Carolina				PRACTICE SQUAD						PRACTICE SQUAD			
9-30	at Atlanta				PRACTICE SQUAD						PRACTICE SQUAD			
10-7	MIAMI				PRACTICE SQUAD						PRACTICE SQUAD			
10-14	PITTSBURGH				PRACTICE SQUAD						PRACTICE SQUAD			
10-21	at Kansas City	0	0	0	0-0	0-0	0	0	0-0	—	—	—	—	—
10-28	TAMPA BAY	0	0	0	0-0	0-0	0	0	0-0	—	—	—	—	—
11-4	— BYE —													
11-11	NEW ORLEANS	0	2	2	0-0	0-0	0	0	0-0	—	—	—	—	—
11-18	at Baltimore				INACTIVE						INACTIVE			
11-25	CLEVELAND													
12-2	DENVER	0	0	0	0-0	0-0	0	0	0-0	—	—	—	—	—
12-9	at L.A. Chargers	3	1	4	0-0	0-0	0	0	0-0	—	—	—	—	—
12-16	OAKLAND				INACTIVE						INACTIVE			
12-23	at Cleveland				INACTIVE						INACTIVE			
12-30	at Pittsburgh	6	0	6	0-0	0-0	1	0	0-0	—	—	—	—	—
TOTALS		9	3	12	0-0	0-0	1	0	0-0	—	—	—	—	—





## SAMPLE, DREW

TE #89

**Height:** 6-5  
**Weight:** 258  
**College:** Washington  
**Experience:** Rookie in 2019

**2018 games-starts:** 0-0  
**Career games-starts:** 0-0  
**Born:** 4-16-96  
**Hometown:** Bellevue, Wash.  
**Acquired:** D2'19

*The Bengals' 2019 second-round pick, Sample is touted by scouts as a well-rounded TE prospect with the ability to contribute as a pass-catcher and blocker ... Spent five seasons (2014-18) at Washington, with a redshirt year in '14, and appeared in 51 games (40 starts) ... Caught 46 career passes for 487 yards and five TDs ... Was key part of blocking effort for Washington's run-heavy offense, and helped Huskies RB Myles Gaskin top 1200 rushing yards and score double-digit TDs in each of his four seasons.*

**Career transactions:** Selected by Cincinnati in second round of 2019 NFL Draft (52nd overall) ... Signed with Bengals on 5-16-19.

**Offensive coordinator Brian Callahan says:** "He does a lot of things well. He runs well, he catches well, he blocks well. He's tough, he's smart — he's exactly the type of character guy that we want in our locker room and on our team, and he checks all the boxes in that regard. He has a skill set that's going to bolster our tight end room and make that position more valuable and versatile for us in our system."

**College highlights:** Spent five seasons (2014-18) at Washington, with a redshirt year in '14 ... Appeared in 51 career games, with 40 starts ... Caught 46 career passes for 487 yards and five TDs ... Key part of blocking effort that helped Washington RB Myles Gaskin top 1200 rushing yards and

scored double-digit TDs in each of his four seasons. **2018**—Started all 14 games ... Caught 25 passes for 252 yards and three TDs ... Contributed to blocking effort for Gaskin's 1268 rushing yards and 12 TDs ... Caught five passes for 37 yards and a TD in win over BYU ... Four catches for 79 yards at Oregon ... Caught two passes, including a TD, in Rose Bowl vs. Ohio State. **2017**—Played in 10 games, with eight starts ... Missed three games due to injury ... Caught seven passes for 84 yards ... Helped Gaskin to career-highs in rushing yards (1380) and TDs (21). **2016**—Played in all 14 games, with 11 starts ... Caught nine passes for 106 yards ... Contributed to blocking effort for Gaskin's 1373 yards and 10 TDs. **2015**—Played in all 13 games, with seven starts ... Caught five passes for 45 yards and two TDs ... Blocked for Gaskin's 1302 rushing yards and 14 TDs ... Made collegiate debut in season-opener at Boise State, and made first career start vs. Sacramento State ... First career catch was a three-yard TD in win over Utah State. **2014**—Did not play (redshirt).

**High school:** Attended Newport High School in Bellevue, Wash. ... Totaled 21 career catches for 496 yards and 11 TDs ... Five of his eight catches went for TDs as a senior ... Also lettered in basketball as a junior and senior.

**Personal:** Hometown is Bellevue, Wash. ... Graduated from Washington in June 2018 with degree in communications; also received a sales certificate from Washington's business school.



## SCHRECK, MASON

**TE #86****Height:** 6-5**Weight:** 252**College:** Buffalo**Experience:** 3rd-year player in 2019**2018 games-starts:** 6-0**Career games-starts:** 6-0**Born:** 11-4-93**Hometown:** Medina, Ohio**Acquired:** D7'17

A 2017 seventh-round pick of the Bengals, Schreck looks to bounce back in '19 after knee injuries cut short each of his first two NFL seasons ... Made Bengals' roster out of 2018 training camp and played in six of first seven games (no statistics), before suffering a torn ACL in his left knee on Oct. 21 at Kansas City ... Spent entire rookie season in 2017 on the Reserve/Injured list, after suffering a left knee injury in the team's third preseason game.

**Career transactions:** Selected by Cincinnati in seventh round of 2017 NFL Draft (251st overall) ... Signed with Bengals on 5-15-17.

**2018 highlights:** Played six of Bengals' first seven games (no stats) ... Inactive for Game 4 at Atlanta ... Suffered a season-ending left knee injury on Oct. 21 at Kansas City, and was placed on Reserve/Injured list on Oct. 23.

**Previous seasons: 2017**—Suffered left knee injury in Bengals' third preseason game and was placed on Reserve/Injured list on Sept. 2 ... Played in three preseason games, and had one catch for seven yards.

**College:** Spent five years (2012-16) in Buffalo program, with at redshirt season in '12 ... Played in 46 games with 20 starts, and totaled 108 catches for 1120 yards and six TDs ... Started all 12 games as a fifth-year senior in 2016, leading the team in receptions (59), receiving yards (651) and receiving TDs (four), and earning second-team All-MAC honors (coaches) ... His 651 receiving yards as a senior were the most ever by a TE in school history.

**Personal:** Hometown is Medina, Ohio (outside Cleveland) ... Attended Medina High School, where he was a three-year starter at QB and started at center on the basketball team ... Business administration major at Buffalo ... Married (wife Ally).

### MASON SCHRECK'S STATISTICS

			RECEIVING					RUSHING					SCORING					
YEAR	TEAM	G-S	NO	YDS	AVG	LG	TD	ATT	YDS	AVG	LG	TD	TD	TD-R	TD-P	TD-Rt	2-PtC	PTS
2017	Cincinnati	0-0	DID NOT PLAY*					DID NOT PLAY*					DID NOT PLAY*					
2018	Cincinnati	6-0	0	0	—	—	0	—	—	—	—	—	—	—	—	—	—	—
CAREER		6-0	0	0	—	—	0	—	—	—	—	—	—	—	—	—	—	—

\* NOTE: Schreck was on the Reserve/Injured list for 16 regular-season games with Cincinnati in 2017.



## SCOTT, NILES

**DT #69**

**Height:** 6-2  
**Weight:** 320  
**College:** Frostburg State  
**Experience:** 2nd-year player in 2019

**2018 games-starts:** 6-0 (0-0 Den., 6-0 Cin.)  
**Career games-starts:** 6-0  
**Born:** 9-30-95  
**Hometown:** Elkton, Md.  
**Acquired:** PS(Den.)'18

Scott was signed off the Denver Broncos' practice squad in November 2018, after injuries ravaged Cincinnati's defensive line ... Played in Bengals' final six games, seeing action on 46 defensive snaps, and recorded four tackles ... Originally signed with San Francisco in May 2018 as a college free agent ... Signed to 49ers' practice squad out of training camp, but was released before the start of the regular season ... Had two stints on Broncos' practice squad, before being signed to Bengals' roster prior to Game 11 vs. Cleveland ... In four years at Frostburg State (Division III), played in 43 games (38 starts) and totaled 150 tackles, including 43 for losses and 25.5 sacks, with one FF, three FRs and two PDs.

**Career transactions:** Signed with San Francisco as college free agent on 4-30-18 ... Waived by 49ers on 9-1-18 ... Signed to 49ers practice squad on 9-2-18 ... Released from 49ers practice squad on 9-6-18 ... Signed to Denver practice squad on 9-11-18 ... Released from Broncos practice squad on 9-25-18 ... Re-signed to Broncos practice squad on 10-9-18 ... Signed by Cincinnati off Broncos practice squad on 11-22-18.

**2018 highlights:** Signed as college free agent with San Francisco,

and played in all four preseason games for 49ers ... Signed to 49ers' practice squad out of training camp, but waived prior to Game 1 ... Signed to Denver's practice squad, where he spent a total of seven games (Games 2-3 and 6-10) before being signed to Cincinnati's active roster on Thanksgiving Day, Nov. 22 ... Played in Bengals' final six games, seeing action on 46 defensive snaps, and recorded four tackles ... Made Bengals debut in Game 11 vs. Cleveland, and had two tackles.

**College:** Spent four years (2014-17) at Division III Frostburg State in Maryland ... Played in 43 games (38 starts) and totaled 150 tackles, including 43 for losses and 25.5 sacks, with one FF, three FRs and two PDs ... As a senior, earned First-Team Associated Press Little All-America Division II honors and was named the D3football.com All-East Region Defensive Player of the Year ... As a senior, played in 13 games and totaled 51 tackles, including 16.5 for losses and 10 sacks, with one FF, one FR and two PDs.

**Personal:** Hometown is Elkton, Md. ... Attended Elkton High School, where he was two-time conference defensive player of the year, and a second-team all state honoree as a senior.

### NILES SCOTT'S STATISTICS

YEAR	TEAM	G-S	DEFENSE						INTERCEPTIONS						SCORING				
			ST	AT	TT	SKS-YDS	PD	FF	FR-YDS	NO	YDS	AVG	LG	TD	TD	TD-IntRt	TD-FRRt	S	PTS
2018	Denver	0-0				DID NOT PLAY													
	Cincinnati	6-0	4	0	4	0-0	0	0	0-0	—	—	—	—	—	—	—	—	—	—
DEN. TOTALS			0	0	0	0-0	0	0	0-0	—	—	—	—	—	—	—	—	—	—
CIN. TOTALS			4	0	4	0-0	0	0	0-0	—	—	—	—	—	—	—	—	—	—
CAREER			4	0	4	0-0	0	0	0-0	—	—	—	—	—	—	—	—	—	—

\* NOTE: Scott was on the practice squad for seven regular-season games with Denver in 2018.

### 2018 GAME-BY-GAME

2018 GAME BY GAME															
		DEFENSE									INTERCEPTIONS				
DATE	OPPONENT	ST	AT	TT	SKS-YDS	INT-YDS	PD	FF	FR-YDS	NO	YDS	AVG	LG	TD	
Denver															
9-9	SEATTLE				NOT WITH AN NFL TEAM					NOT WITH AN NFL TEAM					
9-16	OAKLAND				PRACTICE SQUAD					PRACTICE SQUAD					
9-23	at Baltimore				PRACTICE SQUAD					PRACTICE SQUAD					
10-1	KANSAS CITY				NOT WITH AN NFL TEAM					NOT WITH AN NFL TEAM					
10-7	at N.Y. Jets				NOT WITH AN NFL TEAM					NOT WITH AN NFL TEAM					
10-14	L.A. RAMS				PRACTICE SQUAD					PRACTICE SQUAD					
10-18	at Arizona				PRACTICE SQUAD					PRACTICE SQUAD					
10-28	at Kansas City				PRACTICE SQUAD					PRACTICE SQUAD					
11-4	HOUSTON				PRACTICE SQUAD					PRACTICE SQUAD					
11-11	— BYE —														
11-18	at L.A. Chargers				PRACTICE SQUAD					PRACTICE SQUAD					
Cincinnati															
11-25	CLEVELAND	2	0	2	0-0	0-0	0	0	0-0	—	—	—	—	—	
12-2	DENVER	1	0	1	0-0	0-0	0	0	0-0	—	—	—	—	—	
12-9	at L.A. Chargers	1	0	1	0-0	0-0	0	0	0-0	—	—	—	—	—	
12-16	OAKLAND	0	0	0	0-0	0-0	0	0	0-0	—	—	—	—	—	
12-23	at Cleveland	0	0	0	0-0	0-0	0	0	0-0	—	—	—	—	—	
12-30	at Pittsburgh	0	0	0	0-0	0-0	0	0	0-0	—	—	—	—	—	
DEN. TOTALS		0	0	0	0-0	0-0	0	0	0-0	—	—	—	—	—	
CIN. TOTALS		4	0	4	0-0	0-0	0	0	0-0	—	—	—	—	—	
2018 TOTALS		4	0	4	0-0	0-0	0	0	0-0	—	—	—	—	—	



## SHARP, HUNTER

**WR #15**

**Height:** 5-11  
**Weight:** 198  
**College:** Utah State  
**Experience:** 1st-year player in 2019

**2018 games-starts:** 0-0 (0-0 Buff., 0-0 Cin.)  
**Career games-starts:** 3-1  
**Born:** 4-25-94  
**Hometown:** Palmdale, Calif.  
**Acquired:** FA'18

A first-year player, Sharp looks to make his mark with Cincinnati after previous stints with Philadelphia, Denver, the N.Y. Giants and Buffalo ... Joined Cincinnati's practice squad in November 2018, then was promoted to the active roster on Dec. 28, prior to the season finale (inactive) ... Entered the NFL as a CFA signee of Philadelphia in 2016 ... Has played in three career games (one for Denver in 2016, two for the Giants in '17), and has five catches for 54 yards and a TD ... Also has eight career punt returns for 74 yards, and one kickoff return for 19 yards.

**Career transactions:** Signed with Philadelphia as college free agent on 5-9-16 ... Waived by Eagles on 8-24-16 ... Signed to Denver practice squad on 12-28-16 ... Signed to Broncos roster on 1-2-17 ... Waived by Broncos on 9-2-17 ... Signed to Broncos practice squad on 9-3-17 ... Signed to Broncos roster on 10-18-17 ... Waived by Broncos on 10-28-17 ... Signed to Broncos practice squad on 11-1-17 ... Signed by N.Y. Giants off Broncos practice squad on 12-12-17 ... Waived by Giants on 9-2-18 ... Signed to Buffalo practice squad on 9-19-18 ... Released from Bills practice squad on 11-7-18 ... Signed to Cincinnati practice squad on 11-20-18 ... Signed to Bengals roster on 12-28-18.

**2018 highlights:** Spent preseason with N.Y. Giants and was waived on final cuts ... Signed to Buffalo's practice squad on Sept. 19, then was released on Nov. 7 ... Signed to Cincinnati's practice squad on Nov. 20 ... Spent Games 11-15 on Bengals' practice squad, before being promoted to the active roster on Dec. 28, prior to season finale ... Inactive for Game 16 at Pittsburgh.

**Previous seasons:** 2017—Played in three games (one for Denver, two for N.Y. Giants), with one start (for Giants), and totaled five catches for 54

yards and a TD (all with Giants) ... Also had eight punt returns for 74 yards and one kickoff return for 19 yards ... Spent preseason with Denver, then was waived on final cuts and signed to Broncos' practice squad ... Promoted to Broncos' active roster on Oct. 18 ... Made NFL debut with Broncos on Oct. 22 at L.A. Chargers, and returned five punts for 55 yards ... Waived Oct. 28 and signed back to Broncos' practice squad on Nov. 1 ... Signed off Broncos' practice squad to N.Y. Giants' active roster on Dec. 12 ... Inactive Dec. 17 vs. Philadelphia, then played in Giants' final two games ... On Dec. 24 at Arizona, caught two passes for 25 yards, and had three PRs and one KOR ... Made first career start on Dec. 31 vs. Washington, and caught three passes for 29 yards and his first career TD ... With his TD, owns distinction of being 50th different receiver to catch a regular-season TD pass from Giants QB Eli Manning.

**College:** Spent two seasons (2014-15) at Utah State University, after beginning career at Antelope Valley Junior College ('12-13) in Lancaster, Calif. ... Played in 25 games (22 starts) at Utah State, and totaled 137 receptions for 1774 yards (12.9 average) and 16 TDs ... As a senior in 2015, totaled 71 catches for 835 yards and nine TDs.

**Personal:** Hometown is Palmdale, Calif. ... Attended Highland High School in Palmdale ... As senior, caught 48 passes for 868 yards and 10 TDs ... Graduated from Utah State in 2015 with degree in interdisciplinary studies, with emphasis in health and wellness.

*NOTE ABOUT NFL EXPERIENCE:* Sharp did not earn an accrued year of experience toward NFL free agency in 2018 because he was not on a 53-player roster, a Reserve/Injured list or a Reserve/Physically Unable to Perform list for the required minimum of six games.

### HUNTER SHARP'S STATISTICS

			RECEIVING					RUSHING					SCORING								
YEAR	TEAM	G-S	NO	YDS	AVG	LG	TD	ATT	YDS	AVG	LG	TD	TD	TD-R	TD-P	TD-Rt	2-PtC	PTS			
2016	Denver	0-0		DID NOT PLAY*					DID NOT PLAY*					DID NOT PLAY*							
2017	Denver	1-0	0	0	—	—	0	—	—	—	—	—	0	0	0	0	0	0			
	N.Y. Giants	2-1	5	54	10.8	21	1	—	—	—	—	—	1	0	1	0	0	6			
2018	Buffalo	0-0		DID NOT PLAY*					DID NOT PLAY*					DID NOT PLAY*							
	Cincinnati	0-0		DID NOT PLAY*					DID NOT PLAY*					DID NOT PLAY*							
CAREER		3-1	5	54	10.8	21	1	—	—	—	—	—	1	0	1	0	0	6			
			SPECIAL TEAMS							KICKOFF RETURNS						PUNT RETURNS					
YEAR	TEAM	ST	AT	TT	FF	FR-YDS	BP	BFG	BXP	NO	YDS	AVG	FC	LG	TD	NO	YDS	AVG	FC	LG	TD
2017	Denver	—	—	—	—	—	—	—	—	0	0	—	0	—	0	5	55	11.0	1	16	0
	N.Y. Giants	—	—	—	—	—	—	—	—	1	19	19.0	0	19	0	3	19	6.3	3	13	0
CAREER		—	—	—	—	—	—	—	—	1	19	19.0	0	19	0	8	74	9.3	4	16	0

**RECEIVING SINGLE-GAME HIGHS:** RECEPTIONS—3 (for N.Y. Giants; 12-31-17 vs. Washington). YARDS—29 (for N.Y. Giants; 12-31-17 vs. Washington). LONG—21 (for N.Y. Giants; 12-24-17 at Arizona). TOUCHDOWNS—1 (for N.Y. Giants; 12-31-17 vs. Washington).

**KICKOFF RETURN SINGLE-GAME HIGHS:** RETURNS—1 (for N.Y. Giants; 12-24-17 at Arizona). YARDS—19 (for N.Y. Giants; 12-24-17 at Arizona). LONG—19 (for N.Y. Giants; 12-24-17 at Arizona). TOUCHDOWNS—(none).

**PUNT RETURN SINGLE-GAME HIGHS:** RETURNS—5 (for Denver; 10-22-17 at L.A. Chargers). YARDS—55 (for Denver; 10-22-17 at L.A. Chargers). LONG—16 (for Denver; 10-22-17 at L.A. Chargers). TOUCHDOWNS—(none).

\* NOTE: Sharp was on the practice squad for one regular-season game with Denver in 2016. In 2018, he was on the practice squad for seven regular-season games with Buffalo, and he was on the practice squad for five regular-season games and inactive for one regular-season game with Cincinnati.



## SHEFFIELD, STERLING

LB #51

**Height:** 6-0  
**Weight:** 235  
**College:** Maine  
**Experience:** Rookie in 2019

**2018 games-starts:** 0-0  
**Career games-starts:** 0-0  
**Born:** 11-30-96  
**Hometown:** Mullica Hill, N.J.  
**Acquired:** CFA'19

*Sheffield signed with the Bengals as a college free agent on May 11 after participating in the team's rookie minicamp as a tryout player ... Spent four seasons (2015-18) at Maine, and played in 40 career games ... Totaled 204 career tackles, including 38.5 for losses and 21.5 sacks, with five INTs, 15 PDs, five FFs and five FRs ... As a senior in 2018, was leader of Maine defense that allowed FCS-low 79.2 rushing yards per game, and played a key role in the Black Bears making a surprise run to the FCS semifinals for the first time in school history.*

**Career transactions:** Signed as college free agent with Cincinnati on 5-11-19.

**College highlights:** Spent four seasons (2015-18) at Maine, and played in 40 career games ... Totaled 204 career tackles, including 38.5 for losses and 21.5 sacks, with five INTs, 15 PDs, five FFs and five FRs. **2018—** Played in all 14 games ... Totaled 84 tackles, including 18 for losses and 9.5 sacks, with one INT, seven PBUs, two FFs and three FRs ... Registered at least one sack in eight of team's 14 games ... Leader of Maine defense that allowed FCS-low 79.2 rushing yards per game, and played a key role in the Black Bears making a surprise run to the FCS semifinals for the first time in school history ... Logged career-high 12 tackles, including 1.5 sacks, at Western Kentucky ... Had

10 tackles, with one sack, at Central Michigan. **2017—** Started all 10 games ... Recorded 64 tackles, including 12 for losses and 5.5 sacks, with two INTs, five PDs, one FF and two FR ... Recorded at least one tackle for a loss in nine of team's 10 games ... Had eight tackles, an INT and a career-high 2.5 sacks at James Madison. **2016—** Started all 11 games ... Totaled 65 tackles, including 11 for losses and five sacks, with one INT, five PDs, one FF, one FR and a blocked kick. **2015—** Played in all 10 games, with one start ... Named Maine's defensive rookie of the year after making 16 tackles, including 3.5 for losses and 2.5 sacks, with one INT, two PDs and a FF ... Recorded first career INT at Albany.

**High school:** Attended Clearview Regional High School in Mullica Hill, N.J. as a junior and senior, after spending his freshman and sophomore years at Paul VI High School in Haddonfield, N.J. ... Played WR, TE, QB and LB ... As a senior at Clearview, posted 72 tackles, including 10 for losses, with five FFs and an INT ... Caught 23 passes for 339 yards and three TDs on offense ... Received school's scholar athlete award in 2014 ... Had two scholarship offers coming out of high school — Maine and Central Connecticut State.

**Personal:** Hometown is Mullica Hill, N.J. (outside Philadelphia) ... Marketing major at Maine.





## SUTHERLAND, KEATON

G/OT #74

**Height:** 6-5  
**Weight:** 316  
**College:** Texas A&M  
**Experience:** Rookie in 2019

**2018 games-starts:** 0-0  
**Career games-starts:** 0-0  
**Born:** 2-12-97  
**Hometown:** Flower Mound, Texas  
**Acquired:** CFA'19

*A 2019 Bengals college free agent signee, Sutherland has experience at G and OT and played his last three college seasons under Bengals offensive line coach Jim Turner, who was A&M's offensive line coach from 2016-18 ... Sutherland spent four seasons (2015-18) at Texas A&M, and appeared in 44 games (33 starts), seeing action at both G spots and both OT spots ... As a senior in 2018, aided blocking effort for Aggies RB and Bengals sixth-round pick Trayveon Williams, whose 1760 rushing yards led the SEC and ranked third in FBS.*

**Career transactions:** Signed as college free agent with Cincinnati on 5-10-19.

**College highlights:** Spent four seasons (2015-18) at Texas A&M, and appeared in 44 games (33 starts) ... Saw time at both G positions and RT. **2018**—Played in 12 games, with 10 starts ... Saw action at both RG and LG ... Helped pave way for RB Trayveon Williams, who led the SEC with 1760 rushing yards (third in FBS) and 18 TDs. **2017**—Started 12 games ... Helped offense to per-game averages of 155.6 rushing yards, 251.2 passing yards and 406.8 total

yards ... Saw most action at RT, but also spent time at RG, LG and LT ... Started at RT at UCLA, and helped team rush for 392 yards and five TDs. **2016**—Played in eight games, and started the final four ... Saw action at both G positions ... Helped clear the way for Aggie offense that averaged 211.8 rushing yards, 250.0 passing yards and 467.0 total yards ... Helped the Aggie offense top the 200-yard rushing mark in seven games, including 350-plus performances against Arkansas and Tennessee. **2015**—Enrolled early at Texas A&M ... Played in 12 games as a freshman, with seven starts ... Started the final six games of the regular season at LG .... Aided blocking effort for offense that became just the seventh group in school history to gain more than 5000 total yards, 3000 passing yards and 2000 rushing yards in the same season.

**High school:** Attended Marcus High School in Flower Mound, Texas ... Earned All-Area honors from the Dallas Morning News as a senior ... Played in the 2015 U.S. Army HS All-American Game.

**Personal:** Hometown is Flower Mound, Texas (outside Dallas) ... Finance major at Texas A&M.



## TATE, AUDEN

WR #19

**Height:** 6-5  
**Weight:** 228  
**College:** Florida State  
**Experience:** 2nd-year player in 2019

**2018 games-starts:** 7-0  
**Career games-starts:** 7-0  
**Born:** 2-3-97  
**Hometown:** Irmo, S.C.  
**Acquired:** D7c'18

A Bengals seventh-round pick in 2018, Tate is a big-bodied pass-catcher known for his proficiency in the red zone ... Made Cincinnati's active roster out of training camp as a rookie in 2018, played in seven games, and totaled four catches for 35 yards ... Inactive for first six games, spent Games 7-8 on practice squad, and then was signed back to active roster and played in seven of last eight games ... In college at Florida State, 15 of his 16 career TDs came from the 20-yard line or closer.

**Career transactions:** Selected by Cincinnati in seventh round of 2018 NFL Draft (253rd overall) ... Signed with Bengals on 5-14-18 ... Waived by Bengals on 10-18-18 ... Signed to Bengals practice squad on 10-19-18 ... Signed to Bengals roster on 11-5-18.

**2018 highlights:** Made Bengals' active roster out of training camp, and went on to play in seven games ... Inactive for Games 1-6 and 12 ... Spent Games 7-8 on practice squad, then re-signed to active roster and played in

seven of final eight games, in large part due to late-season injuries to WRs A.J. Green and Tyler Boyd ... Totaled four receptions for 35 yards on the season, and had one special teams tackle ... Made professional debut Nov. 11 vs. New Orleans ... Caught first career pass Nov. 18 at Baltimore from QB Andy Dalton.

**College:** Spent three seasons (2015-17) at Florida State, and entered NFL Draft after junior year ... Totaled 65 receptions for 957 yards and 16 TDs ... All but one of his career TD receptions came from inside the red zone ... As a junior in 2017, recorded 40 receptions for 548 yards and 10 TDs (led ACC), despite playing through injuries..

**Personal:** Hometown is Irmo, S.C. ... Attended Paul R. Wharton High School in Tampa, Fla. ... Missed majority of senior season with an injury, but did have 11 catches for 123 yard, along with an INT on defense ... As a junior, caught 49 passes for 815 yards and five TDs ... Also an all-county selection on the basketball team ... Social science major at Florida State.

### AUDEN TATE'S STATISTICS

YEAR	TEAM	G-S	RECEIVING					RUSHING					SCORING					
			NO	YDS	AVG	LG	TD	ATT	YDS	AVG	LG	TD	TD	TD-R	TD-P	TD-Rt	2-PtC	PTS
2018	Cincinnati	7-0	4	35	8.8	15	0	—	—	—	—	—	—	—	—	—	—	—
CAREER		7-0	4	35	8.8	15	0	—	—	—	—	—	—	—	—	—	—	—

YEAR	TEAM	SPECIAL TEAMS								KICKOFF RETURNS						PUNT RETURNS					
		ST	AT	TT	FF	FR-YDS	BP	BFG	BXP	NO	YDS	AVG	FC	LG	TD	NO	YDS	AVG	FC	LG	TD
2018	Cincinnati	0	1	1	0	0-0	0	0	0	—	—	—	—	—	—	—	—	—	—	—	—
CAREER		0	1	1	0	0-0	0	0	0	—	—	—	—	—	—	—	—	—	—	—	—

**RECEIVING SINGLE-GAME HIGHS:** RECEPTIONS—2 (11-25-18 vs. Cleveland). YARDS—15 (two times; most recently on 12-30-18 at Pittsburgh). LONG—15 (12-30-18 at Pittsburgh). TOUCHDOWNS—(none).

### 2018 GAME-BY-GAME

DATE	OPPONENT	RECEIVING					RUSHING				
		NO	YDS	AVG	LG	TD	ATT	YDS	AVG	LG	TD
9-9	at Indianapolis										
9-13	BALTIMORE										
9-23	at Carolina										
9-30	at Atlanta										
10-7	MIAMI										
10-14	PITTSBURGH										
10-21	at Kansas City										
10-28	TAMPA BAY										
11-4	— BYE —										
11-11	NEW ORLEANS	0	0	—	—	0	—	—	—	—	—
11-18	at Baltimore	1	5	5.0	5	0	—	—	—	—	—
11-25	CLEVELAND	2	15	7.5	11	0	—	—	—	—	—
12-2	DENVER										
12-9	at L.A. Chargers	0	0	—	—	0	—	—	—	—	—
12-16	OAKLAND	0	0	—	—	0	—	—	—	—	—
12-23	at Cleveland	0	0	—	—	0	—	—	—	—	—
12-30	at Pittsburgh	1	15	15.0	15	0	—	—	—	—	—
TOTALS		4	35	8.8	15	0	—	—	—	—	—

DATE	OPPONENT	SPECIAL TEAMS								KICKOFF RETURNS						PUNT RETURNS					
		ST	AT	TT	FF	FR-YDS	BP	BFG	BXP	NO	YDS	AVG	FC	LG	TD	NO	YDS	AVG	FC	LG	TD
9-9	at Indianapolis																				
9-13	BALTIMORE																				
9-23	at Carolina																				
9-30	at Atlanta																				
10-7	MIAMI																				
10-14	PITTSBURGH																				
10-21	at Kansas City																				
10-28	TAMPA BAY																				
11-4	— BYE —																				
11-11	NEW ORLEANS	0	0	0	0	0-0	0	0	0	—	—	—	—	—	—	—	—	—	—	—	—
11-18	at Baltimore	0	0	0	0	0-0	0	0	0	—	—	—	—	—	—	—	—	—	—	—	—
11-25	CLEVELAND	0	0	0	0	0-0	0	0	0	—	—	—	—	—	—	—	—	—	—	—	—
12-2	DENVER																				
12-9	at L.A. Chargers	0	0	0	0	0-0	0	0	0	—	—	—	—	—	—	—	—	—	—	—	—
12-16	OAKLAND	0	0	0	0	0-0	0	0	0	—	—	—	—	—	—	—	—	—	—	—	—
12-23	at Cleveland	0	0	0	0	0-0	0	0	0	—	—	—	—	—	—	—	—	—	—	—	—
12-30	at Pittsburgh	0	1	1	0	0-0	0	0	0	—	—	—	—	—	—	—	—	—	—	—	—
TOTALS		0	1	1	0	0-0	0	0	0	—	—	—	—	—	—	—	—	—	—	—	—



## TUPOU, JOSH

**DT #91**

**Height:** 6-3

**Weight:** 345

**College:** Colorado

**Experience:** 3rd-year player in 2019

**2018 games-starts:** 6-0

**Career games-starts:** 7-0

**Born:** 5-2-94

**Hometown:** Long Beach, Calif.

**Acquired:** CFA'17

A Bengals CFA signee in 2017, Tupou looks to expand role ... Played six games in 2018 before a pectoral injury landed him on Reserve/Injured ... Saw action on 154 defensive plays, and totaled nine tackles ... Spent time on both roster and practice squad as a rookie in 2017, playing in one game ... At 345 pounds, Tupou is tied for heaviest Bengal on the roster entering 2019, and is considered a strong run-stuffer.

**Career transactions:** Signed with Cincinnati as college free agent on 5-5-17 ... Waived by Bengals on 9-2-17 ... Signed to Bengals practice squad on 9-3-17 ... Signed to Bengals roster on 11-11-17 ... Waived by Bengals on 11-21-17 ... Signed to Bengals practice squad on 11-22-17 ... Signed to Bengals roster on 12-6-17 ... Re-signed as exclusive rights player with Bengals on 3-21-19.

**2018 highlights:** Played in six games, and totaled nine tackles ... Inactive Games 1-2, 5 and 7 ... Had a season-high five tackles on Nov. 11 vs. New Orleans ... Placed on Reserved/Injured list on Nov. 22 with pectoral injury.

**Previous seasons: 2017**—Played in one game ... Was on Cincinnati's practice squad for Game 1-8, 11 and 12 ... Inactive for Games 10, 13-16 (coaches' decisions) ... Played 19 snaps on defense on Nov. 12 at Tennessee (no statistics).

**College:** Played four seasons (2012-14 and '16) at Colorado, with a redshirt year in '15 ... Played in 46 career games, with 45 starts ... Started all 14 games as a fifth-year senior in 2016 and helped Colorado field one of college football's top defenses (ranked No. 13 nationally, giving up just 323.8 yards per game) ... Totaled 49 tackles, including seven TFLs, with 1.5 sacks.

**Personal:** Hometown is Long Beach, Calif. ... Graduated from Buena Park High School in Los Angeles area ... As a senior at Buena Park, totaled 78 tackles, with five sacks and four FFs ... Played both G and DT at Buena Park ... Communications major at Colorado ... Uncle, Viliani Maumau, played at Colorado from 1994-97 and in the NFL with the Denver Broncos ... Last name is pronounced "TEW-po."

### JOSH TUPOU'S STATISTICS

			DEFENSE							INTERCEPTIONS					SCORING				
YEAR	TEAM	G-S	ST	AT	TT	SKS-YDS	PD	FF	FR-YDS	NO	YDS	AVG	LG	TD	TD	TD-IntRt	TD-FRRt	S	PTS
2017	Cincinnati	1-0	0	0	0	0-0	0	0	0-0	—	—	—	—	—	—	—	—	—	—
2018	Cincinnati	6-0	6	3	9	0-0	0	0	0-0	—	—	—	—	—	—	—	—	—	—
CAREER		7-0	6	3	9	0-0	0	0	0-0	—	—	—	—	—	—	—	—	—	—

### 2018 GAME-BY-GAME

DATE	OPPONENT	DEFENSE								INTERCEPTIONS				
		ST	AT	TT	SKS-YDS	INT-YDS	PD	FF	FR-YDS	NO	YDS	AVG	LG	TD
9-9	at Indianapolis					INACTIVE								
9-13	BALTIMORE					INACTIVE								
9-23	at Carolina	0	1	1	0-0	0-0	0	0	0-0	—	—	—	—	—
9-30	at Atlanta	0	0	0	0-0	0-0	0	0	0-0	—	—	—	—	—
10-7	MIAMI					INACTIVE								
10-14	PITTSBURGH	0	0	0	0-0	0-0	0	0	0-0	—	—	—	—	—
10-21	at Kansas City					INACTIVE								
10-28	TAMPA BAY	1	0	1	0-0	0-0	0	0	0-0	—	—	—	—	—
11-4	— BYE —													
11-11	NEW ORLEANS	3	2	5	0-0	0-0	0	0	0-0	—	—	—	—	—
11-18	at Baltimore	2	0	2	0-0	0-0	0	0	0-0	—	—	—	—	—
11-25	CLEVELAND					RESERVE / INJURED								
12-2	DENVER					RESERVE / INJURED								
12-9	at L.A. Chargers					RESERVE / INJURED								
12-16	OAKLAND					RESERVE / INJURED								
12-23	at Cleveland					RESERVE / INJURED								
12-30	at Pittsburgh					RESERVE / INJURED								
TOTALS		6	3	9	0-0	0-0	0	0	0-0	—	—	—	—	—



## UZOMAH, C.J.

**TE #87****Height:** 6-6**Weight:** 260**College:** Auburn**Experience:** 5th-year player in 2019**2018 games-starts:** 16-15**Career games-starts:** 45-27**Born:** 1-14-93**Hometown:** Suwanee, Ga.**Acquired:** D5'15

*Uzomah in 2018 enjoyed a career season, notching career-highs in catches (43), receiving yards (439) and receiving TDs (three) ... Played in all 16 games (15 starts), and saw increased time as season progressed after other three TEs on Bengals' opening-day roster were lost for the season to injuries by Game 8 ... Originally a 2015 fifth-round Bengals draft pick ... Has also been a contributor on special teams, and had 12 ST tackles (second on team) in 2017, however he did not have a ST tackle in '18 due to increased focus on offensive duties.*

**Career transactions:** Selected by Cincinnati in fifth round of 2015 NFL Draft (157th overall) ... Signed with Bengals on 5-14-15 ... Re-signed as unrestricted free agent with Cincinnati on 3-14-19.

**2018 highlights:** Played in all 16 games, with 15 starts at TE ... One of four TEs on Bengals' roster to begin season, the other three all suffered season-ending injuries by Game 8 ... Saw increased time on offense, in large part due to other TEs' injuries, and recorded career-highs in receptions (43), receiving yards (439), and receiving TDs (3) ... Finished third on team in receptions and receiving yards only behind WRs Tyler Boyd and A.J. Green ... Two catches for 19 yards, including an 11-yard TD, on Sept. 23 at Carolina ... Caught six passes for 54 yards on Oct. 14 vs. Pittsburgh ... Two catches for 13 yards and a TD on Oct. 21 at Kansas City ... Caught six passes for 39 yards on Nov. 25 vs. Cleveland ... Caught four passes for 49 yards and a TD on Dec. 23 at Cleveland.

**Previous seasons:** 2015—Rookie played in Games 12-16, after being on roster but inactive for Games 1-11 ... Also played in Wild Card playoff ... Logged one reception for four yards and a special teams tackle ... Made NFL debut Dec. 6 at Cleveland, and had a four-yard reception from Andy Dalton to Cleveland 21 on a fourth-and-two play in fourth quarter, helping set up a FG ... Had 11 offensive snaps and 15 on special teams on Dec. 20 at San Francisco ... Played 24 offensive snaps and 19 on special teams Dec. 28 at Denver, seeing

extra action on offense due to injuries to Tyler Eifert and Ryan Hewitt. **2016—** Played 10 games (Games 1-7, 9, and 15-16), with eight starts ... Inactive Game 8 (coaches' decision) and Games 10-14 (calf) ... Posted 25 receptions for 234 yards and one TD ... On Sept. 11 at N.Y. Jets, caught two-for-59, including 54-yarder that set up Bengals' first score (FG) ... Caught five-for-28 on Dec. 24 at Houston, returning to action after missing five games with a calf injury ... Had first career TD catch Jan. 1 vs. Baltimore, a one-yarder that put Bengals ahead 14-3 in first quarter. **2017—** Played in 14 games with four starts ... Inactive for Games 1-2 with an ankle injury ... Totaled 10 receptions for 92 yards (9.2 average) and one TD ... Added 12 special teams tackles, which ranked second on the team ... On Dec. 17 at Minnesota, recorded season-highs in receptions (four) and receiving yards (24) ... Caught his lone TD of the season on Dec. 24 vs. Detroit — a one-yard reception in the third quarter that gave Cincinnati a three-point lead ... Had a season-long 21-yard reception on Oct. 8 vs. Buffalo.

**College:** Played four seasons (2011-14) at Auburn, seeing action in 49 games with 13 starts ... Played in 13 games with five starts as a senior, recording 11 receptions for 145 yards and three TDs ... As a junior, played in 13 games with five starts for BCS National Championship Game qualifiers ... Recorded 11 receptions for 154 yards and three TDs as a junior, including TD catch in 34-28 win over Alabama and game-winning 11-yard TD with 0:10 remaining vs. Mississippi State ... Earned '13 second-team All-Southeastern Conference honors from Associated Press ... As a freshman, threw a four-yard TD pass to fellow TE Philip Lutzenkirchen on a trick play at Georgia.

**Personal:** Hometown is Suwanee, Ga. ... Attended North Gwinnett High School in Sugar Hill, Ga., where he was listed as nation's No. 8 tight end by Scout.com, and he also saw action at QB and WR ... Led North Gwinnett to 11-1 record as a junior, passing for 1750 yards and 15 TDs while also rushing for 800 yards and 10 more TDs ... Enjoys solving puzzles ... Marketing major at Auburn ... Last name is pronounced "yew-ZAH-mah."

### C.J. UZOMAH'S STATISTICS

YEAR	TEAM	G-S	RECEIVING					RUSHING					SCORING					
			NO	YDS	AVG	LG	TD	ATT	YDS	AVG	LG	TD	TD	TD-R	TD-P	TD-Rt	2-PtC	PTS
2015	Cincinnati	5-0	1	4	4.0	4	0	—	—	—	—	—	0	0	0	0	0	0
2016	Cincinnati	10-8	25	234	9.4	54	1	—	—	—	—	—	1	0	1	0	0	6
2017	Cincinnati	14-4	10	92	9.2	21	1	—	—	—	—	—	1	0	1	0	0	6
2018	Cincinnati	16-15	43	439	10.2	29	3	—	—	—	—	—	3	0	3	0	0	18
CAREER		45-27	79	769	9.7	54	5	—	—	—	—	—	5	0	5	0	0	30

		SPECIAL TEAMS								KICKOFF RETURNS						PUNT RETURNS					
YEAR	TEAM	ST	AT	TT	FF	FR-YDS	BP	BFG	BXP	NO	YDS	AVG	FC	LG	TD	NO	YDS	AVG	FC	LG	TD
2015	Cincinnati	1	1	2	0	0-0	0	0	0	—	—	—	—	—	—	—	—	—	—	—	—
2017	Cincinnati	9	3	12	0	0-0	0	0	0	—	—	—	—	—	—	—	—	—	—	—	—
CAREER		10	4	14	0	0-0	0	0	0	—	—	—	—	—	—	—	—	—	—	—	—

**RECEIVING SINGLE-GAME HIGHS:** RECEPTIONS—6 (two times; most recently on 11-25-18 vs. Cleveland). YARDS—59 (9-11-16 at N.Y. Jets). LONG—54 (9-11-16 at N.Y. Jets). TOUCHDOWNS—1 (five times; most recently on 12-23-18 at Cleveland).

### POSTSEASON

YEAR	TEAM	G-S	RECEIVING					RUSHING					SCORING					
			NO	YDS	AVG	LG	TD	ATT	YDS	AVG	LG	TD	TD	TD-R	TD-P	TD-Rt	2-PtC	PTS
2015	Cincinnati	1-0	0	0	—	—	0	—	—	—	—	—	—	—	—	—	—	—
CAREER		1-0	0	0	—	—	0	—	—	—	—	—	—	—	—	—	—	—

**CAREER GAME-BY-GAME**

		RECEIVING					RUSHING				
DATE	OPPONENT	NO	YDS	AVG	LG	TD	ATT	YDS	AVG	LG	TD
2015 / CINCINNATI											
9-13	at Oakland			INACTIVE					INACTIVE		
9-20	SAN DIEGO			INACTIVE					INACTIVE		
9-27	at Baltimore			INACTIVE					INACTIVE		
10-4	KANSAS CITY			INACTIVE					INACTIVE		
10-11	SEATTLE			INACTIVE					INACTIVE		
10-18	at Buffalo			INACTIVE					INACTIVE		
10-25	— BYE —										
11-1	at Pittsburgh			INACTIVE					INACTIVE		
11-5	CLEVELAND			INACTIVE					INACTIVE		
11-16	HOUSTON			INACTIVE					INACTIVE		
11-22	at Arizona			INACTIVE					INACTIVE		
11-29	ST. LOUIS			INACTIVE					INACTIVE		
12-6	at Cleveland	1	4	4.0	4	0	—	—	—	—	—
12-13	PITTSBURGH	0	0	—	—	0	—	—	—	—	—
12-20	at San Francisco	0	0	—	—	0	—	—	—	—	—
12-28	at Denver	0	0	—	—	0	—	—	—	—	—
1-3	BALTIMORE	0	0	—	—	0	—	—	—	—	—
Postseason											
1-9	PITTSBURGH	0	0	—	—	0	—	—	—	—	—
2016 / CINCINNATI											
9-11	at N.Y. Jets	2	59	29.5	54	0	—	—	—	—	—
9-18	at Pittsburgh	3	9	3.0	5	0	—	—	—	—	—
9-25	DENVER	2	31	15.5	22	0	—	—	—	—	—
9-29	MIAMI	4	45	11.3	19	0	—	—	—	—	—
10-9	at Dallas	5	43	8.6	14	0	—	—	—	—	—
10-16	at New England	1	6	6.0	6	0	—	—	—	—	—
10-23	CLEVELAND	0	0	—	—	0	—	—	—	—	—
10-30	WASHINGTON			INACTIVE					INACTIVE		
11-6	— BYE —										
11-14	at N.Y. Giants	0	0	—	—	0	—	—	—	—	—
11-20	BUFFALO			INACTIVE					INACTIVE		
11-27	at Baltimore			INACTIVE					INACTIVE		
12-4	PHILADELPHIA			INACTIVE					INACTIVE		
12-11	at Cleveland			INACTIVE					INACTIVE		
12-18	PITTSBURGH			INACTIVE					INACTIVE		
12-24	at Houston	5	28	5.6	8	0	—	—	—	—	—
1-1	BALTIMORE	3	13	4.3	7	1	—	—	—	—	—
2017 / CINCINNATI											
9-10	BALTIMORE			INACTIVE					INACTIVE		
9-14	HOUSTON			INACTIVE					INACTIVE		
9-24	at Green Bay	0	0	—	—	0	—	—	—	—	—
10-1	at Cleveland	1	11	11.0	11	0	—	—	—	—	—
10-8	BUFFALO	1	21	21.0	21	0	—	—	—	—	—
10-15	— BYE —										
10-22	at Pittsburgh	1	7	7.0	7	0	—	—	—	—	—
10-29	INDIANAPOLIS	0	0	—	—	0	—	—	—	—	—
11-5	at Jacksonville	0	0	—	—	0	—	—	—	—	—
11-12	at Tennessee	0	0	—	—	0	—	—	—	—	—
11-19	at Denver	0	0	—	—	0	—	—	—	—	—
11-26	CLEVELAND	0	0	—	—	0	—	—	—	—	—
12-4	PITTSBURGH	1	21	21.0	21	0	—	—	—	—	—
12-10	CHICAGO	0	0	—	—	0	—	—	—	—	—
12-17	at Minnesota	4	24	6.0	9	0	—	—	—	—	—
12-24	DETROIT	1	1	1.0	1t	1	—	—	—	—	—
12-31	at Baltimore	1	7	7.0	7	0	—	—	—	—	—
2018 / CINCINNATI											
9-9	at Indianapolis	1	4	4.0	4	0	—	—	—	—	—
9-13	BALTIMORE	3	45	15.0	29	0	—	—	—	—	—
9-23	at Carolina	2	19	9.5	18	1	—	—	—	—	—
9-30	at Atlanta	1	6	6.0	6	0	—	—	—	—	—
10-7	MIAMI	2	43	21.5	25	0	—	—	—	—	—
10-14	PITTSBURGH	6	54	9.0	13	0	—	—	—	—	—
10-21	at Kansas City	2	13	6.5	9	1	—	—	—	—	—
10-28	TAMPA BAY	0	0	—	—	0	—	—	—	—	—
11-4	— BYE —										
11-11	NEW ORLEANS	3	23	7.7	10	0	—	—	—	—	—
11-18	at Baltimore	3	41	13.7	20	0	—	—	—	—	—
11-25	CLEVELAND	6	39	6.5	13	0	—	—	—	—	—
12-2	DENVER	5	33	6.6	20	0	—	—	—	—	—
12-9	at L.A. Chargers	3	37	12.3	24	0	—	—	—	—	—
12-16	OAKLAND	1	27	27.0	27	0	—	—	—	—	—
12-23	at Cleveland	4	49	12.3	14t	1	—	—	—	—	—
12-30	at Pittsburgh	1	6	6.0	6	0	—	—	—	—	—





## VIGIL, NICK

**LB #59****Height:** 6-2**Weight:** 235**College:** Utah State**Experience:** 4th-year player in 2019**2018 games-starts:** 11-10**Career games-starts:** 38-21**Born:** 8-20-93**Hometown:** Plain City, Utah**Acquired:** D3'16

A Bengals third-round draft selection in 2016, Vigil enters his third season as Cincinnati's No. 1 SLB ... Ranked fifth on team with 84 tackles in 2018, despite missing five games with a knee injury ... Had three games of 10 or more tackles in 2018, and his 17 tackles in season finale at Pittsburgh were most in a game by a Bengal since Vontaze Burfict had 18 in 2013 ... In 2017, was leading Bengals in snaps (759) and tackles (77) by wide margins through 11 games before ankle and back injuries ended his season.

**Career transactions:** Selected by Cincinnati in third round of 2016 NFL Draft (87th overall) ... Signed with Bengals on 5-10-16.

**2018 highlights:** Played in 11 games, with 10 starts at LB ... Inactive for Games 7-11 with a knee injury ... Finished third on defense with 84 tackles ... Recorded three games with 10 or more tackles — Sept. 9 at Indianapolis (11 tackles), Sept. 23 at Carolina (12), and Dec. 30 at Pittsburgh (17) ... His 17 tackles on Dec. 30 at Pittsburgh were the most by a Bengals since Vontaze Burfict's 18 in 2013.

**Previous seasons: 2016**—Played in Games 1-16 ... Logged 14 tackles on defense and seven on special teams ... Third on team in special teams snaps (306) ... Logged his first two tackles on defense Nov. 20 vs. Buffalo ... Season-high 37 defensive snaps and six tackles on Jan. 1 vs. Baltimore, and also logged a PD ... Led team in defensive tackles (17) in preseason, with one INT. **2017**—Played in 11 games with 11 starts ... Inactive for Games 12-14 with an ankle injury ... Placed on the Reserve/Injured list on Dec. 22 due to back injury ... Finished fourth on the team with 77 tackles, including one sack and four

TFLs ... Added one INT, five PDs, and two special teams tackles ... Led LBs in PDs ... Recorded first career INT on Sept. 10 vs. Baltimore early in the third quarter ... Had season-high 11 tackles on Oct. 1 at Cleveland, including one sack of Browns QB DeShone Kizer ... Had three games in which he recorded nine tackles — on Sept. 10 vs. Baltimore, on Oct. 8 vs. Buffalo, and on Nov. 5 at Jacksonville.

**College:** Played three seasons (2013-15) at Utah State, with 30 starts among his 40 games played ... Redshirt year in 2012 ... Totaled 324 tackles, ranked 13th in school history, and had 15.5 sacks ... Also used as a situational running back in his last two seasons, gaining 169 yards on 47 carries (3.6), with four TDs ... Named first-team All-Mountain West in each of his last two seasons ... Only FBS player credited with at least nine tackles in every game in '15 ... In '14, against Brigham Young, he started on both offense (RB) and defense (LB) and was the only player in the nation on the season to lead his team in rushing yards (57) and tackles (nine) in the same game.

**Personal:** Hometown is Plain City, Utah (near Ogden) ... Attended Fremont High School in Plain City, where he was named the state's Class 5A Most Valuable Player as a two-way senior ... As team advanced to runner-up state finish, he rushed for 1309 yards (6.2 average) with 13 TDs and also had 300 receiving yards plus 61 tackles and an INT ... Scored 45 career TDs, with 3653 all-purpose yards ... Also lettered in basketball ... Earned Utah State degree in sociology, and earned academic All-Mountain West honors ... Brother, Zach, was an All-America LB at Utah State and has played in NFL for Miami and Washington ... Married (wife Savannah).

### NICK VIGIL'S STATISTICS

			DEFENSE							INTERCEPTIONS						SCORING				
YEAR	TEAM	G-S	ST	AT	TT	SKS-YDS	PD	FF	FR-YDS	NO	YDS	AVG	LG	TD		TD	TD-IntRt	TD-FRRt	S	PTS
2016	Cincinnati	16-0	11	3	14	0-0	1	0	0-0	0	0	—	—	0		—	—	—	—	—
2017	Cincinnati	11-11	43	34	77	1-7	5	0	0-0	1	0	0.0	0	0		—	—	—	—	—
2018	Cincinnati	11-10	62	22	84	0-0	3	0	1-0	0	0	—	—	0		—	—	—	—	—
CAREER		38-21	116	59	175	1-7	9	0	1-0	1	0	0.0	0	0		—	—	—	—	—

		SPECIAL TEAMS									KICKOFF RETURNS						PUNT RETURNS					
YEAR	TEAM	ST	AT	TT	FF	FR-YDS	BP	BFG	BXP	NO	YDS	AVG	FC	LG	TD	NO	YDS	AVG	FC	LG	TD	
2016	Cincinnati	4	3	7	0	0-0	0	0	0	—	—	—	—	—	—	—	—	—	—	—	—	
2017	Cincinnati	2	0	2	0	0-0	0	0	0	—	—	—	—	—	—	—	—	—	—	—	—	
CAREER		6	3	9	0	0-0	0	0	0	—	—	—	—	—	—	—	—	—	—	—	—	

### 2018 GAME-BY-GAME

		DEFENSE									INTERCEPTIONS					
DATE	OPPONENT	ST	AT	TT	SKS-YDS	INT-YDS	PD	FF	FR-YDS		NO	YDS	AVG	LG	TD	
9-9	at Indianapolis	11	0	11	0-0	0-0	0	0	0-0		—	—	—	—	—	—
9-13	BALTIMORE	6	3	9	0-0	0-0	1	0	0-0		—	—	—	—	—	—
9-23	at Carolina	9	3	12	0-0	0-0	0	0	0-0		—	—	—	—	—	—
9-30	at Atlanta	8	0	8	0-0	0-0	0	0	0-0		—	—	—	—	—	—
10-7	MIAMI	7	2	9	0-0	0-0	1	0	0-0		—	—	—	—	—	—
10-14	PITTSBURGH	0	2	2	0-0	0-0	0	0	0-0		—	—	—	—	—	—
10-21	at Kansas City															
10-28	TAMPA BAY															
11-4	— BYE —															
11-11	NEW ORLEANS															
11-18	at Baltimore															
11-25	CLEVELAND															
12-2	DENVER	0	2	2	0-0	0-0	0	0	1-0		—	—	—	—	—	—
12-9	at L.A. Chargers	1	2	3	0-0	0-0	1	0	0-0		—	—	—	—	—	—
12-16	OAKLAND	4	1	5	0-0	0-0	0	0	0-0		—	—	—	—	—	—
12-23	at Cleveland	4	2	6	0-0	0-0	0	0	0-0		—	—	—	—	—	—
12-30	at Pittsburgh	12	5	17	0-0	0-0	0	0	0-0		—	—	—	—	—	—
TOTALS		62	22	84	0-0	0-0	3	0	1-0		—	—	—	—	—	—



## VIZCAINO, TRISTAN

**K #3**

**Height:** 6-2  
**Weight:** 205  
**College:** Washington  
**Experience:** Rookie in 2019

**2018 games-starts:** 0-0  
**Career games-starts:** 0-0  
**Born:** 7-31-96  
**Hometown:** Chino Hills, Calif.  
**Acquired:** FA'19

*Vizcaino wrapped up his college career at the University of Washington in 2017 and was not with an NFL team at any point during the '18 season ... Signed a Reserve/Future contract with Cincinnati two days after the Bengals' 2018 season finale at Pittsburgh ... Handled both kicking and punting responsibilities at Washington, but the Bengals list him as a kicker ... In four seasons (2014-17) with the Huskies, Vizcaino played in 52 total games and converted 12 of 20 FGs ... Punted 56 times for 2273 yards (40.6-yard average), with 17 inside-20s versus five TBs ... Also handled kickoffs for the Huskies, and totaled 100 TBs in 324 attempts ... Will be classified as a rookie in 2019.*

**Career transactions:** Signed with Cincinnati as free agent on 1-1-19.

**2018 highlights:** Was not drafted and did not sign with an NFL team ... Signed first NFL contract with Bengals two days after 2018 season finale.

**College:** Played four seasons (2014-17) at the University of Washington ... Served as both K and P, and also handled kickoff duties ... Played in 52 games for the Huskies and went 12 of 20 on FGs ... Punted 56 times for 2273 yards (40.6), with a long of 65 yards, and 17 inside-20s versus five TBs ... 100 of his 324 career kickoff attempts went for touchbacks.

**Personal:** Hometown is Chino Hills, Calif. (metro Los Angeles) ... Attended Damien High School in La Verne, Calif., where he played kicker and wide receiver ... Also lettered in soccer ... First name is pronounced "TRISS-tinn" and last name is pronounced "vizz-KAY-no."

**WEBB, B.W.****CB #24****Height:** 5-11**Weight:** 190**College:** William & Mary**Experience:** 6th-year player in 2019**2018 games-starts:** 16-13**Career games-starts:** 65-23**Born:** 5-3-90**Hometown:** Newport News, Va.**Acquired:** UFA(NYG)'19

Webb signed with the Bengals as an unrestricted free agent on March 14 ... Spent 2018 with the N.Y. Giants, where his secondary coach was current Bengals defensive coordinator Lou Anarumo ... Has also spent time with Cleveland (2017), New Orleans ('16), Tennessee ('15), Pittsburgh ('14) and Dallas ('13) ... Entered the NFL as a fourth-round pick of the Cowboys in 2013 ... Has played in 65 career games (23 starts), with 120 tackles, one sack, three INTs, 20 PDs and a FF.

**Career transactions:** Selected by Dallas in fourth round of 2013 NFL Draft (114th overall) ... Signed with Cowboys on 5-15-13 ... Waived by Cowboys on 8-28-14 ... Acquired on waivers by Pittsburgh on 8-29-14 ... Waived by Steelers on 9-5-15 ... Signed to Tennessee practice squad on 9-9-15 ... Signed to Titans roster on 11-7-15 ... Waived by Titans on 9-3-16 ... Signed as free agent with New Orleans on 9-13-16 ... Signed as unrestricted free agent with Chicago on 4-6-17 ... Contract terminated by Bears on 9-2-17 ... Signed as free agent with Cleveland on 12-19-17 ... Waived by Browns on 12-28-17 ... Re-signed with Browns on 1-1-18 ... Contract terminated by Browns on 3-15-18 ... Signed as free agent with N.Y. Giants on 3-19-18 ... Signed as unrestricted free agent with Cincinnati on 3-14-19.

**2018 highlights:** Signed after the '17 regular season with the Browns, then was released in March and signed four days later as a free agent with the N.Y. Giants ... Played in all 16 games (13 starts) for the Giants ... Totaled career-high 59 tackles, including one sack, and had one INT, six PDs and a FF ... Recorded first career sack on Oct. 22 at Atlanta, taking down Matt Ryan ... Picked off Jameis Winston on Nov. 11 vs. Tampa Bay ... On Dec. 2 at Chicago, forced a Taylor Gabriel fumble deep in Chicago territory as Bears were driving for potential game-tying score late in the fourth quarter; the Giants recovered and scored five plays later, sealing a victory.

**Previous seasons:** **2013**—Played in 15 games (no starts) as a rookie for Dallas Cowboys ... Totaled 16 tackles and a PD ... Also had four ST tackles ... Made NFL debut on Sept. 8 vs. the N.Y. Giants (no stats). **2014**—Played in 11 games (no starts) for Pittsburgh Steelers ... Recorded two tackles on defense, and two on special teams ... Made postseason debut on Jan. 3 vs. Baltimore in AFC Wild Card Playoff (no stats). **2015**—Played in nine games (two starts) for Tennessee Titans ... Totaled 22 tackles, one INT and two PDs ... Recorded first career INT on Nov. 8 at New Orleans, picking off Drew Brees ... Recorded career-high eight tackles on Dec. 13 at the N.Y. Jets. **2016**—Played in 14 games (eight starts) for New Orleans Saints ... Totaled 28 tackles, one INT, and 11 PDs ... Intercepted a Philip Rivers pass and returned it seven yards on Oct. 2 at San Diego. **2017**—Did not play in a regular-season game ... Spent preseason with Chicago, before being waived at final cuts ... Signed by Cleveland on Dec. 19, was inactive for one game and then released on Dec. 28.

**College:** Spent five seasons (2008-12) at William & Mary, with a redshirt year in '08 ... Totaled 151 tackles, 11 INTs, 30 PBUs, one FF and two FRs ... Scored four career TDs (two punt returns, two INT returns) ... Teammates in 2008 and '09 with Bengals secondary/safeties coach Robert Livingston, who played safety for the Tribe.

**Personal:** Hometown is Newport News, Va. ... Attended Warwick High School in Newport News ... Registered seven career INTs, including two he returned for TDs ... Also returned punts, and as a senior averaged 18.2 yards per return and had three returns for TDs ... Also lettered in basketball and was named an All-American in track ... Recorded a career-best time of 6.6 in the 55-meter dash, and also participated in the triple jump and long jump.

**B.W. WEBB'S STATISTICS**

			DEFENSE							INTERCEPTIONS					SCORING				
YEAR	TEAM	G-S	ST	AT	TT	SKS-YDS	PD	FF	FR-YDS	NO	YDS	AVG	LG	TD	TD	TD-IntRt	TD-FRRt	S	PTS
2013	Dallas	15-0	9	3	12	0-0	1	0	0-0	0	0	—	—	0	—	—	—	—	—
2014	Pittsburgh	11-0	0	0	0	0-0	0	0	0-0	0	0	—	—	0	—	—	—	—	—
2015	Tennessee	9-2	20	2	22	0-0	2	0	0-0	1	0	0.0	0	0	—	—	—	—	—
2016	New Orleans	14-8	24	3	27	0-0	11	0	0-0	1	7	7.0	7	0	—	—	—	—	—
2017	Cleveland	0-0	DID NOT PLAY*							DID NOT PLAY*					DID NOT PLAY*				
2018	N.Y. Giants	16-13	52	7	59	1-12	6	1	0-0	1	0	0.0	0	0	—	—	—	—	—
CAREER		65-23	105	15	120	1-12	20	1	0-0	3	7	2.3	7	0	—	—	—	—	—

		SPECIAL TEAMS									KICKOFF RETURNS							PUNT RETURNS						
YEAR	TEAM	ST	AT	TT	FF	FR-YDS	BP	BFG	BXP	NO	YDS	AVG	FC	LG	TD	NO	YDS	AVG	FC	LG	TD			
2013	Dallas	4	0	4	0	0-0	0	0	0	—	—	—	—	—	—	—	—	—	—	—	—			
2014	Pittsburgh	2	0	2	0	0-0	0	0	0	—	—	—	—	—	—	—	—	—	—	—	—			
2016	New Orleans	1	0	1	0	0-0	0	0	0	—	—	—	—	—	—	—	—	—	—	—	—			
CAREER		7	0	7	0	0-0	0	0	0	—	—	—	—	—	—	—	—	—	—	—	—			

**POSTSEASON**

			DEFENSE							INTERCEPTIONS					SCORING				
YEAR	TEAM	G-S	ST	AT	TT	SKS-YDS	PD	FF	FR-YDS	NO	YDS	AVG	LG	TD	TD	TD-IntRt	TD-FRRt	S	PTS
2014	Pittsburgh	1-0	0	0	0	0-0	0	0	0-0	—	—	—	—	—	—	—	—	—	—
CAREER		1-0	0	0	0	0-0	0	0	0-0	—	—	—	—	—	—	—	—	—	—

**2018 GAME-BY-GAME**

		DEFENSE								INTERCEPTIONS				
DATE	OPPONENT	ST	AT	TT	SKS-YDS	INT-YDS	PD	FF	FR-YDS	NO	YDS	AVG	LG	TD
N.Y. Giants														
9-9	JACKSONVILLE	2	1	3	0-0	0-0	0	0	0-0	0	0	—	—	0
9-16	at Dallas	2	0	2	0-0	0-0	0	0	0-0	0	0	—	—	0
9-23	at Houston	3	0	3	0-0	0-0	1	0	0-0	0	0	—	—	0
9-30	NEW ORLEANS	2	0	2	0-0	0-0	1	0	0-0	0	0	—	—	0
10-7	at Carolina	3	1	4	0-0	0-0	0	0	0-0	0	0	—	—	0
10-11	PHILADELPHIA	2	0	2	0-0	0-0	0	0	0-0	0	0	—	—	0
10-22	at Atlanta	1	1	2	1-12	0-0	0	0	0-0	0	0	—	—	0
10-28	WASHINGTON	4	0	4	0-0	0-0	0	0	0-0	0	0	—	—	0
11-4	— BYE —													
11-12	at San Francisco	5	0	5	0-0	0-0	0	0	0-0	0	0	—	—	0
11-18	TAMPA BAY	6	1	7	0-0	1-0	2	0	0-0	1	0	0.0	0	0
11-25	at Philadelphia	3	0	3	0-0	0-0	0	0	0-0	0	0	—	—	0
12-2	CHICAGO	9	0	9	0-0	0-0	1	1	0-0	0	0	—	—	0
12-9	at Washington	0	0	0	0-0	0-0	0	0	0-0	0	0	—	—	0
12-16	TENNESSEE	4	2	6	0-0	0-0	0	0	0-0	0	0	—	—	0
12-23	at Indianapolis	5	0	5	0-0	0-0	1	0	0-0	0	0	—	—	0
12-30	DALLAS	1	1	2	0-0	0-0	0	0	0-0	0	0	—	—	0
TOTALS		52	7	59	1-12	1-0	6	1	0-0	0	0	—	—	0

\* NOTE: Webb was inactive for one regular-season game with Cleveland in 2017.



## WESTERMAN, CHRISTIAN

**G #63**

**Height:** 6-3  
**Weight:** 315  
**College:** Arizona State  
**Experience:** 4th-year player in 2019

**2018 games-starts:** 14-0  
**Career games-starts:** 16-2  
**Born:** 2-23-93  
**Hometown:** Chandler, Ariz.  
**Acquired:** D5'16

A fifth-round Bengals draft choice in 2016, Westerman has served in a reserve G role the last three seasons ... Played in 14 games in 2018, and saw action on 96 offensive snaps ... Most action came in rotational role late in season, when he contributed to blocking effort that helped HB Joe Mixon to three 100-yard performances in season's final four games ... Played one snap on defense in 2018, as he lined up at DT in goal-line situation in Game 11 vs. Cleveland.

**Career transactions:** Selected by Cincinnati in fifth round of 2016 NFL Draft (161st overall) ... Signed with Bengals on 5-17-16.

**2018 highlights:** Played in 14 games ... Inactive for Games 1-2 ... Played 96 snaps on offense ... Saw extended action on the offensive line Oct. 28 vs. Tampa Bay, filling in at LG for injured starter Clint Boling, and helped HB Joe Mixon to 123 rushing yards ... Played defensive line in a goal-line situation in Game 11 vs. Cleveland ... Saw increased action in rotational role late in season, and helped HB Joe Mixon to three 100-yard rushing performances in final four games ... On Dec. 9 at L.A. Chargers, totaled 42 snaps at LG and helped HB Joe Mixon to 111 rushing yards.

**Previous seasons: 2016**—Inactive for Games 1-14 and 16 ... Active/DNP in Game 15, Dec. 24 at Houston. **2017**—Played in two games with two starts at LG ... Was inactive in Game 1 and 3-14 (coaches' decisions) ... Active/DNP on Sept. 14 vs. Houston ... Rotated equally with Alex Redmond at LG in victories in Games 15-16; rotation assignments for both players were due to injuries along offensive line ... Made NFL debut on Dec. 24 vs. Detroit, helped block for HB Giovani Bernard's season-high 116 yards rushing and team's season-high 28 first downs.

**College:** Played three seasons (2013-15) at Arizona State, after two

years ('11-12) in Auburn program ... Played 26 games with 25 starts for ASU, blocking for 1000-yard rushers in each of his two seasons as starter in '14 and '15 ... Started all 13 games at LG in '15 and earned All-Pac 12 second-team honors, as well as team's Randall McDaniel Outstanding Offensive Lineman Award ... Supported rushing attack that averaged 207.2 gross yards per game, including 1104-yard season and 5.3 per-carry average for RB Demario Foster ... Redshirted at Auburn in 2011 and was limited to two games for Auburn in '12, due to injuries.

**Personal:** Hometown is Chandler, Ariz. ... Attended Hamilton High School in Chandler, Ariz., where he was rated the No. 1 guard prospect in the nation by Scout.com and the No. 2 OT prospect nationally by ESPN.com ... As a HS junior and senior, helped lead team to back-to-back undefeated seasons (29-0 record) ... Named a USA Today first-team High School All-American as a senior, made Associated Press "Top 25 Players in the West" and played in Under Armour All-American game ... At 235 pounds as a seventh-grader, was ineligible to play football due to weight limits, thus instead focused on youth boxing, joining football activities at a later date ... Father, Chris, was a three-year offensive line starter at California ... Mother, Jodie, is a dancer and fitness expert and a former Miami Dolphins cheerleader.

### CHRISTIAN WESTERMAN'S STATISTICS

GAMES-STARTS			
YEAR	TEAM	GAMES	STARTS
2016	Cincinnati.....	*DID NOT PLAY	
2017	Cincinnati.....	2	2
2018	Cincinnati.....	14	0
CAREER		16	2

\* NOTE: Westerman was inactive for 15 games and active/DNP for one game with Cincinnati in 2016.





## WHITFIELD, KERMIT

**WR #17**

**Height:** 5-8  
**Weight:** 190  
**College:** Florida State  
**Experience:** 1st-year player in 2019

**2018 games-starts:** 0-0  
**Career games-starts:** 0-0  
**Born:** 10-8-93  
**Hometown:** Orlando, Fla.  
**Acquired:** FA'17

*Whitfield looks to crack the Bengals' roster in 2019, after spending his first two NFL seasons ('17-18) on the team's practice squad ... Considered a shifty playmaker with blazing speed, he amassed 4071 all-purpose yards in four seasons (2013-16) at Florida State, including school-record 2386 on kick returns (fifth-most in ACC history) ... Originally signed with the Chicago Bears as a college free agent in 2017, then was waived after rookie minicamp and signed with Bengals at beginning of training camp.*

**Career transactions:** Signed with Chicago as college free agent on 5-12-17 ... Waived by Bears on 5-15-17 ... Signed with Cincinnati as a free agent on 7-29-17 ... Waived by Bengals on 9-2-17 ... Signed to Bengals practice squad on 9-3-17 ... Signed to Bengals roster on 1-1-18 ... Waived by Bengals on 9-1-18 ... Signed to Bengals practice squad on 9-2-18 ... Signed to Bengals roster on 12-31-18.

**2018 highlights:** Spent all 16 games on Bengals' practice squad ... Played in all four preseason games, and recorded four catches for 49 yards and one carry for 13 yards.

**Previous seasons: 2017**—Signed with Chicago as a CFA, then was waived after rookie minicamp ... Signed with Bengals at the beginning of training camp ... Spent all 16 regular-season games on Bengals' practice squad.

**College:** Played four seasons (2013-16) at Florida State ... As a senior, totaled 1069 all-purpose yards (395 receiving, 79 rushing, 595 on kick returns), and scored two TDs (one rushing, one receiving) ... As a freshman, saw extensive action on offense and special teams, and provided key plays in Seminoles' run to National Championship ... Averaged 36.4 yards per kick return for the season, which led the nation by a wide margin (next-best was 30.4), broke a 59-year old ACC record and ranked as seventh-best KOR season average in college football history ... In fourth quarter of BCS National Championship Game, he returned a kickoff 100 yards for a TD, giving FSU the lead and helping the Seminoles to a victory.

**Personal:** Hometown is Orlando, Fla. ... Attended Jones High School in Orlando ... Had 38 receptions for 520 yards and four TDs as a HS senior ... Considered one of the nation's top prep sprinters in track, he was the Florida 3A state champion in both the 100- and 200-meter events ... Personal best time in HS in 100-meter race was 10.21 seconds ... Social science major at Florida State.

*NOTE ABOUT NFL EXPERIENCE: Whitfield did not earn an accrued year of experience toward NFL free agency in 2017 or '18 because he was not on a 53-player roster, a Reserve/Injured list or a Reserve/Physically Unable to Perform list for the required minimum of six games in either year.*

### KERMIT WHITFIELD'S STATISTICS

			RECEIVING					RUSHING					SCORING					
YEAR	TEAM	G-S	NO	YDS	AVG	LG	TD	ATT	YDS	AVG	LG	TD	TD	TD-R	TD-P	TD-Rt	2-PtC	PTS
2017	Cincinnati	0-0	DID NOT PLAY*					DID NOT PLAY*					DID NOT PLAY*					
2018	Cincinnati	0-0	DID NOT PLAY*					DID NOT PLAY*					DID NOT PLAY*					
CAREER		0-0	0	0	—	—	0	—	—	—	—	—	—	—	—	—	—	—

\* NOTE: Whitfield was on the practice squad for 16 regular-season games with Cincinnati in 2017. In 2018, he was on the practice squad for 16 regular-season games with Cincinnati.



## WILLIAMS, JONAH

OT #73

**Height:** 6-5  
**Weight:** 305  
**College:** Alabama  
**Experience:** Rookie in 2019

**2018 games-starts:** 0-0  
**Career games-starts:** 0-0  
**Born:** 11-17-97  
**Hometown:** Folsom, Calif.  
**Acquired:** D1'19

*The Bengals' 2019 first-round pick will likely miss his rookie season after having surgery in June to repair a shoulder injury (tom labrum) he suffered late in OTAs ... Had been slated as the starter at LOT prior to his injury ... Spent three seasons (2016-18) at Alabama and never missed a game, starting all 44 possible contests before declaring for the NFL Draft ... Earned starting RT job as a true freshman (15 starts), then switched to LT for his sophomore and junior campaigns (29 starts) ... Bengals coaches say he can also play G, but the team views him mainly as an OT ... Helped Crimson Tide to national title game appearances in each of his three seasons with the program, including a national championship victory in 2017 season ... Earned multiple All-American honors as a junior in 2018, and was the winner of the SEC's Jacobs Blocking Trophy, awarded by league coaches to the conference's top offensive lineman.*

**Career transactions:** Selected by Cincinnati in first round of 2019 NFL Draft (11th overall) ... Signed with Bengals on 5-16-19.

**Offensive line coach Jim Turner says:** "All we kept coming back to was his character. Obviously there's the talent and all the things he brings to the table, and the production of blocking everybody in the SEC the way that he did. There's other guys that can block well too. But then when you put the character in, which is an A+, he's a great fit for any line room."

**College highlights:** Spent three seasons (2016-18) at Alabama ... Started all 44 possible games of his college career (15 at RT, 29 at LT). **2018—** Started all 15 games at LT ... Helped Alabama to SEC championship, a berth in

the College Football Playoff and national title game appearance ... First-team All-SEC (AP and coaches), and finalist for the Outland Trophy and Lombardi Award ... Led Alabama blocking effort that allowed just one sack per game, lowest in the SEC and eighth in FBS ... Helped Tide rank third in FBS in scoring offense (45.6 points per game), sixth in passing offense (323.6 yards per game) and sixth in total offense (522.0). **2017—**Switched to LT prior to the season ... Started all 14 games at LT, and helped Alabama win the national title ... First-team All-SEC (AP and coaches) ... Part of blocking effort that helped Crimson Tide rank second in the SEC and 13th nationally in rushing (250.6 yards per game) ... Blocked for six 100-yard rushing performances. **2016—**Enrolled at Alabama in January ... Started all 15 games at RT as a true freshman ... Named to SEC All-Freshman Team (coaches) and second team All-SEC (AP), as well as multiple Freshman All-American honors ... Blocked for 11 100-yard rushing performances ... Helped Crimson Tide rank second in the SEC and 12th nationally in rushing offense (245.0 yards per game).

**High school:** Spent junior and senior seasons at Folsom High School in Folsom, Calif. ... Earned second-team USA Today All-USA All-America honors as a senior ... Helped team to California Division I state championship as a junior in 2014 ... Attended Marist School in Atlanta as a freshman, then moved to California and attended Davis Senior High School as a sophomore.

**Personal:** Hometown is Folsom, Calif. (outside Sacramento) ... Raised in Atlanta, then his family moved to Folsom following his freshman year in high school ... Marketing major at Alabama.



## WILLIAMS, SHAWN

**S #36**

**Height:** 6-0  
**Weight:** 212  
**College:** Georgia  
**Experience:** 7th-year player in 2019

**2018 games-starts:** 16-16  
**Career games-starts:** 90-46  
**Born:** 5-13-91  
**Hometown:** Damascus, Ga.  
**Acquired:** D3'13

*Bengals' 2013 third-round draft pick has held the team's No. 1 SS role since '16 ... Started all 16 games at SS in 2018, and played 995 of 1129 possible defensive snaps (88.1 percent) ... Led Bengals with five INTs (second in AFC), and ranked second in tackles with career-high 108 ... Also finished tied for second on team with nine PDs ... Scored first career TD in 2018, when he intercepted Steelers QB Ben Roethlisberger in season finale and returned it 58 yards for a score.*

**Career transactions:** Selected by Cincinnati in third round of 2013 NFL Draft (84th overall) ... Signed with Bengals on 5-24-13 ... Signed contract extension with Bengals on 5-17-16.

**2018 highlights:** Started all 16 games at SS ... Finished second on the team with 108 tackles, behind rookie FS Jessie Bates III (111) ... Led the team with five INTs, which was also second in the AFC ... Tied for second on the team with nine PDs ... On Sept. 13 vs. Baltimore, recorded an INT and forced a key fumble on Ravens QB Joe Flacco late in the fourth quarter, sealing a Bengals win ... Had a season-high 13 tackles on Oct. 21 at Kansas City ... On Oct. 28 vs. Tampa Bay, intercepted Buccaneers' QB Jameis Winston and had two PDs ... On Nov. 18 at Baltimore, had a team high 11 tackles and an INT ... On Dec. 30 at Pittsburgh, intercepted Steelers' QB Ben Roethlisberger and returned it 58 yards for his first career TD.

**Previous seasons: 2013**—Had seven of his team-leading 14 special teams tackles over the final six games ... Tied for team lead with two special teams tackles Oct. 13 at Buffalo ... Two tackles on defense Oct. 27 vs. N.Y. Jets ... Tipped a Spencer Lanning punt Nov. 17 vs. Cleveland, with ball traveling only nine yards, and offense responded with 38-yard TD drive for 14-13 lead ... Also had two special teams tackles vs. Cleveland ... Two special teams tackles on Dec. 1 at San Diego, and again had two on Dec. 8 vs. Indianapolis ... One special teams stop in Wild Card playoff vs. San Diego. **2014**—Played in Games 1-16 and in Wild Card playoff, seeing action primarily on special teams ... Ranked tied for third in special teams tackles (nine), and also had a special teams FR ... On Nov. 6 vs. Cleveland, had one special teams tackle and a recovery of a Jim Leonhard fumble on a punt return ... On Nov. 16 at New Orleans, teamed with LB Rey Mauluga in stopping Saints FB Erik Lorig on fourth-and-goal play from the one ... One special teams tackle in Wild Card playoff at Indianapolis. **2015**—Played in Games 1-16, with four starts, and in Wild Card playoff ... In regular season, had 28 tackles, two INTs, five total PDs and four special teams tackles ... Made game-changing play with his first pro INT

on Nov. 1 at Pittsburgh, snagging Ben Roethlisberger pass with diving catch at Pittsburgh 45 in fourth quarter, setting up Bengals' game-deciding TD drive ... On Dec. 20 at San Francisco, ended a 49ers threat in fourth quarter with INT of Blaine Gabbert pass at Bengals one ... Five tackles and PD in Wild Card playoff vs. Pittsburgh. **2016**—Started at SS in Games 1-10 and 12-16 ... Inactive for Game 11 due to hamstring injury ... Ranked third on team in tackles (81), tied for the team lead in INTs (three), with five PDs and a sack ... Team-high nine tackles (tied for his season high) on Oct. 16 at New England ... Logged five tackles, as well as a four-yard sack of Kevin Hogan, on Oct. 23 vs. Cleveland ... Also vs. Cleveland, had a 14-yard INT but fumbled ball back to Browns during return ... Second on team in tackles (nine) on Oct. 30 vs. Washington in London ... Two tackles Nov. 20 vs. Buffalo, but exited in second quarter with hamstring injury ... Had INT Dec. 4 vs. Philadelphia, picking off Carson Wentz pass deflected by George Iloka in fourth quarter ... Thwarted a first-and-goal chance from the two for Baltimore on Jan. 1, intercepting Joe Flacco pass in end zone to protect 17-3 second-quarter lead ... Seven tackles vs. Ravens. **2017**—Started all 11 games he played ... Was inactive for Game 1 with an elbow injury, and Games 9 and 11-13 with a hamstring injury ... Totaled 49 tackles on defense, including two TFLs ... Added one INT, two FRs and three PDs ... Recorded season-high seven tackles on Oct. 22 at Pittsburgh ... Recovered a fumble from Jaguars RB T.J. Yeldon on Jacksonville's opening drive on Nov. 5 at Jacksonville ... Recovered a fumble from Broncos RB C.J. Anderson in the fourth quarter of a one-score game on Nov. 19 at Denver, with the Bengals scoring a TD on the resulting possession ... Intercepted Vikings QB Teddy Bridgewater in the fourth quarter on Dec. 17 at Minnesota.

**College:** Played four seasons (2009-12) at Georgia ... Rose to team captain and was known as "quarterback of the defense" ... Played 13-14 games each season, and 27 of his 30 starts came in last two campaigns ... Totaled 209 career tackles, including 170 over last two seasons, and had 23 special teams stops ... His run-stuffing ability was such that coaches started him at inside LB for one game as junior ... Ranked second on team with 98 tackles as senior, helping lead Bulldogs to 12-2 season and Capital One Bowl win over Nebraska.

**Personal:** Hometown is Damascus, Ga. ... Attended Early County High School in Blakely, Ga., where he played S, WR and LB ... Earned First-Team Class AA All-State honors from Atlanta Journal-Constitution as a senior, despite playing on a team that struggled to a 1-9 record ... Lettered in prep basketball as a power forward and center ... Consumer Economics major at Georgia.

### SHAWN WILLIAMS' STATISTICS

			DEFENSE							INTERCEPTIONS					SCORING							
YEAR	TEAM	G-S	ST	AT	TT	SKS-YDS	PD	FF	FR-YDS	NO	YDS	AVG	LG	TD	TD	TD-IntRt	TD-FRRt	S	PTS			
2013	Cincinnati	16-0	1	1	2	0-0	0	0	0-0	0	0	—	—	0	0	0	0	0	0			
2014	Cincinnati	16-0	0	1	1	0-0	0	0	0-0	0	0	—	—	0	0	0	0	0	0			
2015	Cincinnati	16-4	22	6	28	0-0	5	0	0-0	2	14	7.0	14	0	0	0	0	0	0			
2016	Cincinnati	15-15	59	22	81	1-4	5	0	0-0	3	14	4.7	13	0	0	0	0	0	0			
2017	Cincinnati	11-11	34	15	49	0-0	3	0	2-0	1	7	7.0	7	0	0	0	0	0	0			
2018	Cincinnati	16-16	79	29	108	1-0	9	1	0-0	5	131	26.2	58t	1	1	1	0	0	6			
CAREER		90-46	195	74	269	2-4	22	1	2-0	11	166	15.1	58t	1	1	1	0	0	6			
			SPECIAL TEAMS							KICKOFF RETURNS					PUNT RETURNS							
YEAR	TEAM		ST	AT	TT	FF	FR-YDS	BP	BFG	BXP	NO	YDS	AVG	FC	LG	TD	NO	YDS	AVG	FC	LG	TD
2013	Cincinnati		8	6	14	0	0-0	0	0	0	—	—	—	—	—	—	—	—	—	—	—	—
2014	Cincinnati		6	3	9	0	1-0	0	0	0	—	—	—	—	—	—	—	—	—	—	—	—
2015	Cincinnati		3	1	4	0	0-0	0	0	0	—	—	—	—	—	—	—	—	—	—	—	—
2018	Cincinnati		2	0	2	0	0-0	0	0	0	—	—	—	—	—	—	—	—	—	—	—	—
CARFER			19	10	29	0	1-0	0	0	0	—	—	—	—	—	—	—	—	—	—	—	—

**POSTSEASON**

			DEFENSE							INTERCEPTIONS					SCORING							
YEAR	TEAM	G-S	ST	AT	TT	SKS-YDS	PD	FF	FR-YDS	NO	YDS	AVG	LG	TD	TD	TD-IntRt	TD-FRRt	S	PTS			
2013	Cincinnati	1-0	0	0	0	0-0	0	0	0-0	—	—	—	—	—	—	—	—	—	—			
2014	Cincinnati	1-0	0	0	0	0-0	0	0	0-0	—	—	—	—	—	—	—	—	—	—			
2015	Cincinnati	1-0	5	0	5	0-0	0	1	0-0	—	—	—	—	—	—	—	—	—	—			
CAREER		3-0	5	0	5	0-0	0	1	0-0	—	—	—	—	—	—	—	—	—	—			
			SPECIAL TEAMS							KICKOFF RETURNS						PUNT RETURNS						
YEAR	TEAM		ST	AT	TT	FF	FR-YDS	BP	BFG	BXP	NO	YDS	AVG	FC	LG	TD	NO	YDS	AVG	FC	LG	TD
2013	Cincinnati		0	1	1	0	0-0	0	0	0	—	—	—	—	—	—	—	—	—	—	—	—
2014	Cincinnati		0	1	1	0	0-0	0	0	0	—	—	—	—	—	—	—	—	—	—	—	—
CAREER			0	2	2	0	0-0	0	0	0	—	—	—	—	—	—	—	—	—	—	—	—

**2018 GAME-BY-GAME**

		DEFENSE									INTERCEPTIONS											
DATE	OPPONENT	ST	AT	TT	SKS-YDS	INT-YDS	PD	FF	FR-YDS		NO	YDS	AVG	LG	TD							
9-9	at Indianapolis	2	0	2	0-0	0-0	0	0	0-0		0	0	—	—	0							
9-13	BALTIMORE	6	2	8	1-0	1-1	1	1	0-0		1	1	1.0	1	0							
9-23	at Carolina	2	3	5	0-0	0-0	0	0	0-0		0	0	—	—	0							
9-30	at Atlanta	2	2	4	0-0	0-0	0	0	0-0		0	0	—	—	0							
10-7	MIAMI	2	2	4	0-0	0-0	0	0	0-0		0	0	—	—	0							
10-14	PITTSBURGH	1	1	2	0-0	0-0	1	0	0-0		0	0	—	—	0							
10-21	at Kansas City	10	3	13	0-0	1-21	1	0	0-0		1	21	21.0	21	0							
10-28	TAMPA BAY	5	2	7	0-0	1-29	2	0	0-0		1	29	29.0	29	0							
11-4	— BYE —																					
11-11	NEW ORLEANS	6	4	10	0-0	0-0	0	0	0-0		0	0	—	—	0							
11-18	at Baltimore	9	2	1	0-0	1-22	1	0	0-0		1	22	22.0	22	0							
11-25	CLEVELAND	6	1	7	0-0	0-0	0	0	0-0		0	0	—	—	0							
12-2	DENVER	7	2	9	0-0	0-0	0	0	0-0		0	0	—	—	0							
12-9	at L.A. Chargers	4	2	6	0-0	0-0	0	0	0-0		0	0	—	—	0							
12-16	OAKLAND	6	0	6	0-0	0-0	2	0	0-0		0	0	—	—	0							
12-23	at Cleveland	5	1	6	0-0	0-0	0	0	0-0		0	0	—	—	0							
12-30	at Pittsburgh	6	2	8	0-0	1-58	1	0	0-0		1	58	58.0	58t	1							
TOTALS		79	29	108	1-0	5-131	9	1	0-0		5	131	26.2	58t	1							
		SPECIAL TEAMS								KICKOFF RETURNS							PUNT RETURNS					
DATE	OPPONENT	ST	AT	TT	FF	FR-YDS	BP	BFG	BXP		NO	YDS	AVG	FC	LG	TD	NO	YDS	AVG	FC	LG	TD
9-9	at Indianapolis	0	0	0	0	0-0	0	0	0		—	—	—	—	—	—	—	—	—	—	—	—
9-13	BALTIMORE	0	0	0	0	0-0	0	0	0		—	—	—	—	—	—	—	—	—	—	—	—
9-23	at Carolina	0	0	0	0	0-0	0	0	0		—	—	—	—	—	—	—	—	—	—	—	—
9-30	at Atlanta	1	0	1	0	0-0	0	0	0		—	—	—	—	—	—	—	—	—	—	—	—
10-7	MIAMI	0	0	0	0	0-0	0	0	0		—	—	—	—	—	—	—	—	—	—	—	—
10-14	PITTSBURGH	0	0	0	0	0-0	0	0	0		—	—	—	—	—	—	—	—	—	—	—	—
10-21	at Kansas City	0	0	0	0	0-0	0	0	0		—	—	—	—	—	—	—	—	—	—	—	—
10-28	TAMPA BAY	0	0	0	0	0-0	0	0	0		—	—	—	—	—	—	—	—	—	—	—	—
11-4	— BYE —																					
11-11	NEW ORLEANS	0	0	0	0	0-0	0	0	0		—	—	—	—	—	—	—	—	—	—	—	—
11-18	at Baltimore	0	0	0	0	0-0	0	0	0		—	—	—	—	—	—	—	—	—	—	—	—
11-25	CLEVELAND	0	0	0	0	0-0	0	0	0		—	—	—	—	—	—	—	—	—	—	—	—
12-2	DENVER	0	0	0	0	0-0	0	0	0		—	—	—	—	—	—	—	—	—	—	—	—
12-9	at L.A. Chargers	0	0	0	0	0-0	0	0	0		—	—	—	—	—	—	—	—	—	—	—	—
12-16	OAKLAND	0	0	0	0	0-0	0	0	0		—	—	—	—	—	—	—	—	—	—	—	—
12-23	at Cleveland	1	0	1	0	0-0	0	0	0		—	—	—	—	—	—	—	—	—	—	—	—
12-30	at Pittsburgh	0	0	0	0	0-0	0	0	0		—	—	—	—	—	—	—	—	—	—	—	—
TOTALS		2	0	2	0	0-0	0	0	0		—	—	—	—	—	—	—	—	—	—	—	—



## WILLIAMS, TRAYVEON

HB #32

**Height:** 5-8  
**Weight:** 206  
**College:** Texas A&M  
**Experience:** Rookie in 2019

**2018 games-starts:** 0-0  
**Career games-starts:** 0-0  
**Born:** 10-18-97  
**Hometown:** Houston, Texas  
**Acquired:** D6a'19

*The first of three Bengals sixth-round draft selections in 2019, Williams comes to Cincinnati after a productive career in the SEC ... Played three seasons (2016-18) at Texas A&M and appeared in 38 career games, before declaring for the NFL Draft ... Totaled 3615 yards and 34 TDs on the ground in his career, along with 561 yards and one TD through the air ... As a junior in 2018, he led the SEC in rushing yards (1760) and TDs (18), while ranking second among SEC running backs in receptions (27) and third in receiving yards (278).*

**Career transactions:** Selected by Cincinnati in sixth round of 2019 NFL Draft (182nd overall) ... Signed with Bengals on 5-10-19.

**Bengals head coach Zac Taylor says:** "He's an extremely productive back. Our offensive line coach (Jim Turner) came from Texas A&M, so it's always great when you have some familiarity with a player walking in the building. There's not many unknowns there. He and Rodney (Anderson) both will provide some depth and competition at that running back position. That position is really thin right now, since we only have three guys on the roster ... It was important to get some depth at that position."

**College highlights:** Spent three seasons (2016-18) at Texas A&M and appeared in 38 career games, before declaring for the NFL Draft ... Career totals were 600 rushes for 3615 yards (6.0 average) and 34 TDs, along with 66 catches for 561 yards and one TD ... Also returned 11 career kickoffs for 265 yards (24.1). **2018**—Started all 13 games ... First team All-SEC (AP and

coaches) ... Led SEC in rushing yards (1760) and TDs (18) ... Averaged 135.4 rushing yards per game) ... Ranked second in the SEC among running backs in receptions (27) and receiving yards (278) ... Topped 100 rushing yards in nine of his 13 games, and topped 200 yards three times ... In season opener vs. Northwestern State, rushed 20 times for 240 yards and three TDs, including a 73-yarder for a score; his 240 rushing yards were the second-most in a single game in school history ... Rushed 31 times for 228 yards and a TD vs. Ole Miss ... Rushed for 198 yards and two TDs on 35 attempts against LSU ... Rushed 19 times for 236 yards (12.4 average) and three TDs (including a 93-yarder) in Gator Bowl vs. N.C. State, his final collegiate game. **2017**—Played in all 12 games ... Rushed for 798 yards and eight TDs, and caught 20 passes for 192 yards ... Rushed for 203 yards and two TDs at UCLA ... Had a 72-yard kickoff return against Auburn. **2016**—Played in all 13 games ... Rushed for team-high 1057 yards on 156 carries (6.8), with eight TDs ... First true freshman in school history to surpass 1000 rushing yards ... Also caught 19 passes for 91 yards, and returned five kickoffs for 82 yards ... Had an 89-yard TD run vs. Auburn ... His 217 rushing yards vs. Tennessee made him the first true freshman in school history to surpass 200 rushing yards in a game.

**High school:** Attended C.E. King High School in Houston, Texas ... As a senior, rushed for 1409 yards and 20 TDs ... As a junior, rushed 240 times for 2391 yards (10.0 average) and 25 TDs.

**Personal:** Hometown is Houston, Texas ... Recreation, parks, tourism and science (RPTS) major at Texas A&M, with a minor in business.





## WILLIS, DAMION

WR #9

**Height:** 6-3  
**Weight:** 204  
**College:** Troy  
**Experience:** Rookie in 2019

**2018 games-starts:** 0-0  
**Career games-starts:** 0-0  
**Born:** 6-20-97  
**Hometown:** Meridian, Miss.  
**Acquired:** CFA'19

*A 2019 Bengals college free agent signee, Willis is touted by scouts as a tall, athletic receiver with a knack for big plays ... Played two seasons (2017-18) at Troy, after beginning his college career at East Mississippi Community College ... Played in 24 games over his two seasons at Troy, and totaled 98 catches for 1496 yards and 13 TDs ... Had 10 catches of at least 30 yards in 2018, including seven of at least 40.*

**Career transactions:** Signed as college free agent with Cincinnati on 5-10-19.

**College highlights:** Spent two seasons (2017-18) at Troy, after playing his first two seasons (2015-16) at East Mississippi Community College ... Career totals at Troy were 98 catches for 1496 yards and 13 TDs. **2018**—Played in 11 games at Troy, missing two due to injury ... Named first-team All-Sun Belt ... Caught 56 passes for 876 yards and 10 TDs ... Had 10 catches of at least 30 yards, and seven of at least 40 ... Logged 10 catches for career-high 213

receiving yards and two TDs, including a 75-yarder, vs. Louisiana. **2017**—Played in all 13 games in first season at Troy ... Caught 42 passes for 620 yards and three TDs ... Caught New Orleans Bowl-record 11 passes for 136 receiving yards and two TDs in victory over North Texas. **2016**—In second season at East Mississippi CC, had 34 catches for 620 yards (18.2 average) and six TDs, helping the Lions to an 11-1 record and a No. 2 ranking in the NJCAA. **2015**—Caught four passes for 71 yards as a freshman at East Mississippi CC.

**High school:** Attended Southeast Lauderdale High School in Meridian, Miss. ... Had three straight 1000-yard receiving seasons ... As a senior, caught 48 passes for 1154 yards and 17 TDs, en route to MHSAA 3A All-State First Team honors.

**Personal:** Hometown is Meridian, Miss. ... Broadcast journalism major at Troy.



## WILLIS, JORDAN

**DE #75**

**Height:** 6-4  
**Weight:** 270  
**College:** Kansas State  
**Experience:** 3rd-year player in 2019

**2018 games-starts:** 16-1  
**Career games-starts:** 32-2  
**Born:** 5-2-95  
**Hometown:** Kansas City, Mo.  
**Acquired:** D3'17

A third-round Bengals draft selection in 2017, Willis has been a reliable rotational DE through his first two NFL seasons ... Played all 16 games (one start at RDE) in 2018, and saw action on 47.6 percent of snaps (537 of possible 1129) ... Totaled 20 tackles, including four for losses and one sack, along with a PD and FR ... Played in all 16 games as a rookie in 2017, and saw action on 31 percent of Bengals' defensive snaps, totaling 25 tackles and a sack ... Has played in all 32 possible games of his career entering 2019.

**Career transactions:** Selected by Cincinnati in third round of 2017 NFL Draft (73rd overall) ... Signed with Bengals on 6-8-17.

**2018 highlights:** Played in 16 games, with one start at RDE on Sept. 23 at Carolina in place of injured Michael Johnson ... Totaled 20 tackles on defense along with one PD and one FR ... On Sept. 13 vs. Baltimore, recovered a Joe Flacco fumble (forced by S Shawn Williams) as the Ravens attempted possible game-tying drive late in fourth quarter ... Season-high three tackles on Oct. 7 vs. Miami ... Recorded a third-down sack of Case Keenum on Dec. 2 vs. Denver, forcing a Broncos punt.

**Previous seasons:** 2017—Played in 16 games, with one start ... Started at RDE in place of the injured Michael Johnson on Sept. 14 vs.

Houston ... Totaled 25 tackles on the season, including one sack and four TFLs ... Had season-high five tackles on Sept. 14 vs. Houston ... Recorded first career sack on Tyrod Taylor in the third quarter on Oct. 8 vs. Buffalo ... Blocked a punt on Oct. 29 vs. Indianapolis, with the Bengals scoring a FG on the following drive.

**College:** Played four years (2013-16) at Kansas State, seeing action in 48 games, with starts in every game his last three seasons (39 straight) ... Widely considered one of the top defenders in Kansas State history ... Finished career third in KSU history and tied for seventh in Big 12 history in sacks (26) ... Of his 114 career tackles, 40.5 were for losses and 26 were sacks ... His seven career FFs are tied for fifth-most in school history ... Finished career with a sack in 11 of his last 17 games, and had at least shared a TFL in 15 of his last 17 ... As a senior, recorded 52 tackles, including a school-record 17.5 TFLs, and his 11.5 sacks led the Big 12 and tied school record ... Named Big 12 Defensive Player of the Year (Associated Press and conference coaches), first team All-Big 12 (AP and coaches), Big 12 Defensive Lineman of the Year (coaches) and AP All-America Third Team.

**Personal:** Born in San Diego, but raised in Kansas City ... Attended Rockhurst High School in Kansas City ... Is the seventh of 11 children in his family ... Sociology/criminology major at Kansas State.

### JORDAN WILLIS' STATISTICS

			DEFENSE							INTERCEPTIONS					SCORING				
YEAR	TEAM	G-S	ST	AT	TT	SKS-YDS	PD	FF	FR-YDS	NO	YDS	AVG	LG	TD	TD	TD-IntRt	TD-FRRt	S	PTS
2017	Cincinnati	16-1	17	8	25	1-4	0	0	0-0	—	—	—	—	—	—	—	—	—	—
2018	Cincinnati	16-1	15	5	20	1-7	1	0	1-0	—	—	—	—	—	—	—	—	—	—
CAREER		32-2	32	13	45	2-11	1	0	1-0	—	—	—	—	—	—	—	—	—	—

		SPECIAL TEAMS								KICKOFF RETURNS						PUNT RETURNS					
YEAR	TEAM	ST	AT	TT	FF	FR-YDS	BP	BFG	BXP	NO	YDS	AVG	FC	LG	TD	NO	YDS	AVG	FC	LG	TD
2017	Cincinnati	0	0	0	0	0-0	1	0	0	—	—	—	—	—	—	—	—	—	—	—	—
CAREER		0	0	0	0	0-0	1	0	0	—	—	—	—	—	—	—	—	—	—	—	—

### 2018 GAME-BY-GAME

		DEFENSE								INTERCEPTIONS				
DATE	OPPONENT	ST	AT	TT	SKS-YDS	INT-YDS	PD	FF	FR-YDS	NO	YDS	AVG	LG	TD
9-9	at Indianapolis	0	0	0	0-0	0-0	0	0	0-0	—	—	—	—	—
9-13	BALTIMORE	1	0	1	0-0	0-0	1	0	1-0	—	—	—	—	—
9-23	at Carolina	0	1	1	0-0	0-0	0	0	0-0	—	—	—	—	—
9-30	at Atlanta	0	0	0	0-0	0-0	0	0	0-0	—	—	—	—	—
10-7	MIAMI	1	2	3	0-0	0-0	0	0	0-0	—	—	—	—	—
10-14	PITTSBURGH	1	0	1	0-0	0-0	0	0	0-0	—	—	—	—	—
10-21	at Kansas City	2	0	2	0-0	0-0	0	0	0-0	—	—	—	—	—
10-28	TAMPA BAY	1	1	2	0-0	0-0	0	0	0-0	—	—	—	—	—
11-4	— BYE —													
11-11	NEW ORLEANS	0	1	1	0-0	0-0	0	0	0-0	—	—	—	—	—
11-18	at Baltimore	1	0	1	0-0	0-0	0	0	0-0	—	—	—	—	—
11-25	CLEVELAND	1	0	1	0-0	0-0	0	0	0-0	—	—	—	—	—
12-2	DENVER	1	0	1	1-7	0-0	0	0	0-0	—	—	—	—	—
12-9	at L.A. Chargers	2	0	2	0-0	0-0	0	0	0-0	—	—	—	—	—
12-16	OAKLAND	1	0	1	0-0	0-0	0	0	0-0	—	—	—	—	—
12-23	at Cleveland	2	0	2	0-0	0-0	0	0	0-0	—	—	—	—	—
12-30	at Pittsburgh	1	0	1	0-0	0-0	0	0	0-0	—	—	—	—	—
TOTALS		15	5	20	1-7	0-0	1	0	1-0	—	—	—	—	—



## WILSON, BRANDON

**S #40****Height:** 5-10**Weight:** 200**College:** Houston**Experience:** 3rd-year player in 2019**2018 games-starts:** 16-0**Career games-starts:** 24-0**Born:** 7-27-94**Hometown:** Shreveport, La.**Acquired:** D6b'17

A sixth-round pick in 2017, Wilson has been a key cog to the Bengals' special teams units ... Finished second on team in special teams tackles (nine) in 2018, after tying for fourth (five) in '17 despite playing in only eight games ... Played in all 16 games in 2018, and saw action on 62.2 percent of special teams snaps, the third-highest percentage on the team ... Also provided depth on defense as a reserve DB, and saw action on 54 snaps ... Opened his rookie season in 2017 on Cincinnati's practice squad before moving to the active roster mid-season.

**Career transactions:** Selected by Cincinnati in sixth round of 2017 NFL Draft (207th overall) ... Signed with Bengals on 5-15-17 ... Waived on 9-2-17 ... Signed to Bengals practice squad on 9-3-17 ... Signed to Bengals roster on 11-11-17 ... Re-signed with Bengals on 3-11-19.

**2018 highlights:** Played in all 16 games ... Saw action on 54 defensive snaps, and had two tackles ... Played 62.2 percent of special teams snaps, the third-highest percentage on the team, and his nine ST tackles were second on the team ... Recorded season-high four ST tackles on Nov. 18 at Baltimore.

**Previous seasons:** 2017—Played in eight games (no starts) ...

Waived on final cuts on Sept. 2, then signed the following day to practice squad, where he spent first eight games of season ... Signed to 53-player roster prior to Game 9 ... Despite playing just have the season, finished tied for fourth on the team with five special teams tackles.

**College:** Played four years at Houston (2013-16), with a redshirt year in 2012 ... Considered one of the top playmakers in college football, he scored eight career TDs in six different ways (two rushing, two kickoff returns, a missed FG return, fumble return, INT return and blocked FG return) ... Saw extended time at RB, in addition to his normal duties as a CB and kickoff returner ... Totaled 81 career tackles, including 17 TFLs and four sacks, with five pass breakups and three FRs ... Also had 44 kick returns for 1121 yards and two TDs ... Career offensive totals of 41 rushes for 194 yards (4.7) and two TDs, and 11 receptions for 101 yards ... In 2016, led Houston in tackles in upset win over Oklahoma and made one of college football's signature plays of the year, when he returned a missed FG 109 yards for a TD.

**Personal:** Hometown is Shreveport, La. ... Attended Calvary Academy in Shreveport, where he rushed for 1800 yards and 21 TDs as a senior, and totaled another 500 yards and six more scores receiving ... Sports administration major at Houston.

### BRANDON WILSON'S STATISTICS

			DEFENSE							INTERCEPTIONS					SCORING				
YEAR	TEAM	G-S	ST	AT	TT	SKS-YDS	PD	FF	FR-YDS	NO	YDS	AVG	LG	TD	TD	TD-IntRt	TD-FRRt	S	PTS
2017	Cincinnati	8-0	0	0	0	0-0	0	0	0-0	—	—	—	—	—	—	—	—	—	—
2018	Cincinnati	16-0	0	2	2	0-0	0	0	0-0	—	—	—	—	—	—	—	—	—	—
CAREER		24-0	0	2	2	0-0	0	0	0-0	—	—	—	—	—	—	—	—	—	—

			SPECIAL TEAMS							KICKOFF RETURNS						PUNT RETURNS						
YEAR	TEAM		ST	AT	TT	FF	FR-YDS	BP	BFG	BXP	NO	YDS	AVG	FC	LG	TD	NO	YDS	AVG	FC	LG	TD
2017	Cincinnati		4	1	5	0	0-0	0	0	0	—	—	—	—	—	—	—	—	—	—	—	—
2018	Cincinnati		6	3	9	0	0-0	0	0	0	1	-3	-3.0	0	-3	0	—	—	—	—	—	—
CAREER			10	4	14	0	0-0	0	0	0	1	-3	-3.0	0	-3	0	—	—	—	—	—	—

### 2018 GAME-BY-GAME

DATE	OPPONENT	DEFENSE									INTERCEPTIONS					
		ST	AT	TT	SKS-YDS	INT-YDS	PD	FF	FR-YDS	NO	YDS	AVG	LG	TD		
9-9	at Indianapolis	0	0	0	0-0	0-0	0	0	0-0	—	—	—	—	—	—	—
9-13	BALTIMORE	0	0	0	0-0	0-0	0	0	0-0	—	—	—	—	—	—	—
9-23	at Carolina	0	0	0	0-0	0-0	0	0	0-0	—	—	—	—	—	—	—
9-30	at Atlanta	0	0	0	0-0	0-0	0	0	0-0	—	—	—	—	—	—	—
10-7	MIAMI	0	0	0	0-0	0-0	0	0	0-0	—	—	—	—	—	—	—
10-14	PITTSBURGH	0	0	0	0-0	0-0	0	0	0-0	—	—	—	—	—	—	—
10-21	at Kansas City	0	0	0	0-0	0-0	0	0	0-0	—	—	—	—	—	—	—
10-28	TAMPA BAY	0	0	0	0-0	0-0	0	0	0-0	—	—	—	—	—	—	—
11-4	— BYE —															
11-11	NEW ORLEANS	0	1	1	0-0	0-0	0	0	0-0	—	—	—	—	—	—	—
11-18	at Baltimore	0	0	0	0-0	0-0	0	0	0-0	—	—	—	—	—	—	—
11-25	CLEVELAND	0	0	0	0-0	0-0	0	0	0-0	—	—	—	—	—	—	—
12-2	DENVER	0	0	0	0-0	0-0	0	0	0-0	—	—	—	—	—	—	—
12-9	at L.A. Chargers	0	0	0	0-0	0-0	0	0	0-0	—	—	—	—	—	—	—
12-16	OAKLAND	0	1	1	0-0	0-0	0	0	0-0	—	—	—	—	—	—	—
12-23	at Cleveland	0	0	0	0-0	0-0	0	0	0-0	—	—	—	—	—	—	—
12-30	at Pittsburgh	0	0	0	0-0	0-0	0	0	0-0	—	—	—	—	—	—	—
TOTALS		0	2	2	0-0	0-0	0	0	0-0	—	—	—	—	—	—	—

DATE	OPPONENT	SPECIAL TEAMS								KICKOFF RETURNS							PUNT RETURNS						
		ST	AT	TT	FF	FR-YDS	BP	BFG	BXP	NO	YDS	AVG	FC	LG	TD		NO	YDS	AVG	FC	LG	TD	
9-9	at Indianapolis	0	0	0	0	0-0	0	0	0	0	0	—	0	—	0		—	—	—	—	—	—	
9-13	BALTIMORE	0	0	0	0	0-0	0	0	0	0	0	—	0	—	0		—	—	—	—	—	—	
9-23	at Carolina	0	0	0	0	0-0	0	0	0	0	0	—	0	—	0		—	—	—	—	—	—	
9-30	at Atlanta	1	0	1	0	0-0	0	0	0	0	0	—	0	—	0		—	—	—	—	—	—	
10-7	MIAMI	1	0	1	0	0-0	0	0	0	0	0	—	0	—	0		—	—	—	—	—	—	
10-14	PITTSBURGH	0	1	1	0	0-0	0	0	0	0	0	—	0	—	0		—	—	—	—	—	—	
10-21	at Kansas City	0	0	0	0	0-0	0	0	0	0	0	—	0	—	0		—	—	—	—	—	—	
10-28	TAMPA BAY	0	0	0	0	0-0	0	0	0	0	0	—	0	—	0		—	—	—	—	—	—	
11-4	— BYE —																						
11-11	NEW ORLEANS	0	0	0	0	0-0	0	0	0	1	-3	-3.0	0	-3	0		—	—	—	—	—	—	
11-18	at Baltimore	4	0	4	0	0-0	0	0	0	0	0	—	0	—	0		—	—	—	—	—	—	
11-25	CLEVELAND	0	0	0	0	0-0	0	0	0	0	0	—	0	—	0		—	—	—	—	—	—	
12-2	DENVER	0	0	0	0	0-0	0	0	0	0	0	—	0	—	0		—	—	—	—	—	—	
12-9	at L.A. Chargers	0	1	1	0	0-0	0	0	0	0	0	—	0	—	0		—	—	—	—	—	—	
12-16	OAKLAND	0	1	1	0	0-0	0	0	0	0	0	—	0	—	0		—	—	—	—	—	—	
12-23	at Cleveland	0	0	0	0	0-0	0	0	0	0	0	—	0	—	0		—	—	—	—	—	—	
12-30	at Pittsburgh	0	0	0	0	0-0	0	0	0	0	0	—	0	—	0		—	—	—	—	—	—	
TOTALS		6	3	9	0	0-0	0	0	0	1	-3	-3.0	0	-3	0		—	—	—	—	—	—	



## WORLEY, CHRIS

**LB #47**

**Height:** 6-1  
**Weight:** 242  
**College:** Ohio State  
**Experience:** 1st-year player in 2019

**2018 games-starts:** 2-0  
**Career games-starts:** 2-0  
**Born:** 9-15-95  
**Hometown:** Cleveland, Ohio  
**Acquired:** CFA'18

*A Bengals 2018 CFA signee, Worley again looks to crack the active roster and expand his role ... Spent the first 14 games of rookie season on Cincinnati's practice squad before signing to active roster for final two games ... Played in final two games and had 37 snaps on special teams, with one ST tackle ... In college, played in 50 games (24 starts) over four years at Ohio State and totaled 154 tackles, including 11 for losses and two sacks, with six pass breakups.*

**Career transactions:** Signed with Cincinnati as college free agent on 5-11-18 ... Waived by Bengals on 9-1-18 ... Signed to Bengals practice squad on 9-2-18 ... Signed to Bengals roster on 12-18-18.

**2018 highlights:** Spent Games 1-14 on Bengals' practice squad, before being promoted to active roster and playing in final two games ... Did not see action on defense, but played 37 special teams snaps and recorded one ST tackle on Dec. 30 at Pittsburgh.

**College:** Spent four years (2014-17) at Ohio State ... Played in 50 games (24 starts), and had 154 tackles, including 11 for losses and two sacks, and had six PBUs ... Played big in OSU's biggest games, with his four career double-digit tackle games coming against Michigan, Clemson and Oklahoma (twice) ... Team captain as a senior in 2017; played 11 games (missed three due to foot injury), with 56 tackles, including five for losses and one sack, and had two PBUs.

**Personal:** Hometown is Cleveland, Ohio ... Attended Glenville High School in Cleveland ... As senior, totaled 89 tackles, nine sacks, five INT returns for TDs and five FFs, helping lead Glenville to 8-2 record ... Graduated from Ohio State with degree in communications.

*NOTE ABOUT NFL EXPERIENCE: Worley did not earn an accrued year of experience toward NFL free agency in 2018 because he was not on a 53-player roster, a Reserve/Injured list or a Reserve/Physically Unable to Perform list for the required minimum of six games.*

### CHRIS WORLEY'S STATISTICS

			DEFENSE							INTERCEPTIONS					SCORING						
YEAR	TEAM	G-S	ST	AT	TT	SKS-YDS	PD	FF	FR-YDS	NO	YDS	AVG	LG	TD	TD	TD-IntRt	TD-FRRt	S	PTS		
2018	Cincinnati	2-0	0	0	0	0-0	0	0	0-0	—	—	—	—	—	—	—	—	—	—		
CAREER		2-0	0	0	0	0-0	0	0	0-0	—	—	—	—	—	—	—	—	—	—		
		SPECIAL TEAMS								KICKOFF RETURNS					PUNT RETURNS						
YEAR	TEAM	ST	AT	TT	FF	FR-YDS	BP	BFG	BXP	NO	YDS	AVG	FC	LG	TD	NO	YDS	AVG	FC	LG	TD
2018	Cincinnati	1	1	2	0	0-0	0	0	0	—	—	—	—	—	—	—	—	—	—	—	—
CAREER		1	1	2	0	0-0	0	0	0	—	—	—	—	—	—	—	—	—	—	—	—

### 2018 GAME-BY-GAME

		DEFENSE								INTERCEPTIONS				
DATE	OPPONENT	ST	AT	TT	SKS-YDS	INT-YDS	PD	FF	FR-YDS	NO	YDS	AVG	LG	TD
9-9	at Indianapolis				PRACTICE SQUAD						PRACTICE SQUAD			
9-13	BALTIMORE				PRACTICE SQUAD						PRACTICE SQUAD			
9-23	at Carolina				PRACTICE SQUAD						PRACTICE SQUAD			
9-30	at Atlanta				PRACTICE SQUAD						PRACTICE SQUAD			
10-7	MIAMI				PRACTICE SQUAD						PRACTICE SQUAD			
10-14	PITTSBURGH				PRACTICE SQUAD						PRACTICE SQUAD			
10-21	at Kansas City				PRACTICE SQUAD						PRACTICE SQUAD			
10-28	TAMPA BAY				PRACTICE SQUAD						PRACTICE SQUAD			
11-4	— BYE —													
11-11	NEW ORLEANS				PRACTICE SQUAD						PRACTICE SQUAD			
11-18	at Baltimore				PRACTICE SQUAD						PRACTICE SQUAD			
11-25	CLEVELAND				PRACTICE SQUAD						PRACTICE SQUAD			
12-2	DENVER				PRACTICE SQUAD						PRACTICE SQUAD			
12-9	at L.A. Chargers				PRACTICE SQUAD						PRACTICE SQUAD			
12-16	OAKLAND				PRACTICE SQUAD						PRACTICE SQUAD			
12-23	at Cleveland	0	0	0	0-0	0-0	0	0	0-0	—	—	—	—	—
12-30	at Pittsburgh	0	0	0	0-0	0-0	0	0	0-0	—	—	—	—	—
TOTALS		0	0	0	0-0	0-0	0	0	0-0	—	—	—	—	—

		SPECIAL TEAMS								KICKOFF RETURNS						PUNT RETURNS					
DATE	OPPONENT	ST	AT	TT	FF	FR-YDS	BP	BFG	BXP	NO	YDS	AVG	FC	LG	TD	NO	YDS	AVG	FC	LG	TD
9-9	at Indianapolis				PRACTICE SQUAD						PRACTICE SQUAD						PRACTICE SQUAD				
9-13	BALTIMORE				PRACTICE SQUAD						PRACTICE SQUAD						PRACTICE SQUAD				
9-23	at Carolina				PRACTICE SQUAD						PRACTICE SQUAD						PRACTICE SQUAD				
9-30	at Atlanta				PRACTICE SQUAD						PRACTICE SQUAD						PRACTICE SQUAD				
10-7	MIAMI				PRACTICE SQUAD						PRACTICE SQUAD						PRACTICE SQUAD				
10-14	PITTSBURGH				PRACTICE SQUAD						PRACTICE SQUAD						PRACTICE SQUAD				
10-21	at Kansas City				PRACTICE SQUAD						PRACTICE SQUAD						PRACTICE SQUAD				
10-28	TAMPA BAY				PRACTICE SQUAD						PRACTICE SQUAD						PRACTICE SQUAD				
11-4	— BYE —																				
11-11	NEW ORLEANS				PRACTICE SQUAD						PRACTICE SQUAD						PRACTICE SQUAD				
11-18	at Baltimore				PRACTICE SQUAD						PRACTICE SQUAD						PRACTICE SQUAD				
11-25	CLEVELAND				PRACTICE SQUAD						PRACTICE SQUAD						PRACTICE SQUAD				
12-2	DENVER				PRACTICE SQUAD						PRACTICE SQUAD						PRACTICE SQUAD				
12-9	at L.A. Chargers				PRACTICE SQUAD						PRACTICE SQUAD						PRACTICE SQUAD				
12-16	OAKLAND				PRACTICE SQUAD						PRACTICE SQUAD						PRACTICE SQUAD				
12-23	at Cleveland	0	0	0	0	0-0	0	0	0	—	—	—	—	—	—	—	—	—	—	—	—
12-30	at Pittsburgh	1	1	2	0	0-0	0	0	0	—	—	—	—	—	—	—	—	—	—	—	—
TOTALS		1	1	2	0	0-0	0	0	0	—	—	—	—	—	—	—	—	—	—	—	—



**WREN, RENELL****DT #95**

**Height:** 6-5  
**Weight:** 318  
**College:** Arizona State  
**Experience:** Rookie in 2019

**2018 games-starts:** 0-0  
**Career games-starts:** 0-0  
**Born:** 10-23-95  
**Hometown:** St. Louis, Mo.  
**Acquired:** D4b'19

*The second of three Bengals fourth-round picks in the 2019 draft, the 6-5, 312-pound Wren adds a considerable physical presence to Cincinnati's defensive front ... Spent five seasons (2014-18) at Arizona State, with a redshirt year in '14, and appeared in 42 career games ... Totaled 81 career tackles, including 14.5 for losses and three sacks, along with one INT, six PDs and a FF ... Played mostly at nose guard in college, but Bengals coaches say he has versatility to play multiple positions along the defensive line at the NFL level.*

**Career transactions:** Selected by Cincinnati in fourth round of 2019 NFL Draft (125th overall) ... Signed with Bengals on 5-10-19.

**Defensive line coach Nick Eason says:** "He's going to give you some pocket push. He's a smart kid, and he's been a team captain out at Arizona State University. His coaches (at Arizona State) like him and have a lot of good things to say about him. He'll be great for the organization, and great for the (defensive line) room. He's a great character guy. He's going to work hard and play hard."

**College highlights:** Spent five seasons (2014-18) at Arizona State,

with a redshirt year in '14, and played in 42 career games ... Totaled 81 career tackles, including 14.5 for losses and three sacks, along with one INT, six PDs and a FF. **2018**—Team captain ... Started all 13 games at nose guard ... Totaled 43 tackles, including 4.5 for losses and a sack, along with two PDs ... Recorded career-highs in every category, and his '18 defensive totals eclipsed career totals entering the season ... Tallied career-high seven tackles in comeback win over Arizona. **2017**—Played in all 13 games ... Totaled 21 tackles, including three for losses and a half sack, along with an INT and PD ... Recorded season-high five tackles against Arizona. **2016**—Played in all 12 games ... Totaled 16 tackles, including six for losses and 1.5 sacks, along with three PDs and a FF. **2015**—Appeared in four games as a redshirt freshman ... Only tackle on the season was for a loss. **2014**—Did not play (redshirt).

**High school:** Attended Lutheran High School North in St. Louis, Mo. ... Earned first-team all-state honors as a senior ... Also played center on the basketball team.

**Personal:** Hometown is St. Louis, Mo. ... Graduated from Arizona State in spring 2018 with degree in interdisciplinary studies ... First name is pronounced "reh-NELL" and last name is pronounced "RENN."



## WYNN, KERRY

**DE #72****Height:** 6-5**Weight:** 261**College:** Richmond**Experience:** 6th-year player in 2019**2018 games-starts:** 14-5**Career games-starts:** 63-15**Born:** 2-12-91**Hometown:** Louisa, Va.**Acquired:** UFA(NYG)'19

Wynn signed with the Bengals as an unrestricted free agent on March 27, after spending his first five NFL seasons (2014-18) with the N.Y. Giants ... Expected to add depth to the Bengals' defensive line rotation ... Originally a 2014 college free agent signee of the Giants out of the University of Richmond ... Entering 2019, has played in 62 career games (15 starts) and totaled 140 tackles, 4.5 sacks, five PDs, an INT and two FFs.

**Career transactions:** Signed as college free agent with N.Y. Giants on 5-12-14 ... Re-signed as restricted free agent with Giants on 4-18-17 ... Re-signed as unrestricted free agent with Giants on 3-19-18 ... Signed as unrestricted free agent with Cincinnati on 3-27-19.

**2018 highlights:** Played in 14 games for the N.Y. Giants, with five starts ... Totaled 39 tackles, including 1.5 sacks, along with two PDs and two FFs ... Recorded four tackles, with a half sack, in opener vs. Jacksonville ... Had season-high six tackles, including one for a loss, along with a PD and FF on Sept. 23 at Houston ... Tied season-high with six tackles, including one for a loss, on Oct. 11 vs. Philadelphia ... Recorded a third-down sack of Matt Ryan on Oct. 22 at Atlanta.

**Previous seasons:** **2014**—Played in season's final five games as a rookie for the N.Y. Giants ... Totaled 17 tackles and an INT ... Made NFL debut on Nov. 3 at Jacksonville, and had three tackles and a half sack ... On Dec. 21 at St. Louis, had first full sack of his career, an INT and a FR; INT came when a

Shaun Hill pass bounced off the hands of Rams WR Tavon Austin, and FR came late in the fourth quarter to seal a Giants win. **2015**—Played in 15 games for the Giants ... Totaled career-high 53 tackles, along with two PDs ... Posted career-highs in tackles (eight) on both Sept. 25 vs. Washington and Oct. 4 at Buffalo. **2016**—Played in 14 regular-season games and one postseason game for the Giants ... Totaled 12 tackles and a half sack ... Recorded a shared sack of Rams QB Case Keenum in London on Oct. 23 ... Sacked Aaron Rodgers for a four-yard loss in NFC Wild Card Playoff at Green Bay. **2017**—Played in 15 games for the Giants, with three starts ... Totaled 19 tackles, including a sack ... Sacked Lions QB Matthew Stafford on Sept. 18 vs. Detroit ... On Oct. 15 at Denver, blocked a 53-yard FG attempt by Broncos K Brandon McManus.

**College highlights:** Spent five seasons (2009-13) at University of Richmond, with a redshirt season in '09 ... Played in 32 career games (30 starts) ... Totaled 145 tackles, including 22.5 for losses and 12.5 sacks ... Started all 10 games as senior, and posted 56 tackles, including 5.5 for losses and 2.5 sacks.

**Personal:** Hometown is Louisa, Va. ... Attended Louisa County High School ... Played football for just two years ... All-district selection at both TE and LB as a senior ... As a senior, had team-high 56 tackles and 14 sacks, en route to District Defensive Player of the Year honors, and was team's leading receiver with 32 catches for 428 yards and four TDs ... Averaged 14.7 points and 10.3 rebounds on the school's basketball team, and also participated in track (high jump) and played soccer as a freshman and sophomore.

### KERRY WYNN'S STATISTICS

YEAR	TEAM	G-S	DEFENSE						INTERCEPTIONS						SCORING				
			ST	AT	TT	SKS-YDS	PD	FF	FR-YDS	NO	YDS	AVG	LG	TD	TD	TD-IntRt	TD-FRRt	S	PTS
2014	N.Y. Giants	5-0	12	4	16	1.5-8.5	1	0	1-0	1	7	7.0	7	0	—	—	—	—	—
2015	N.Y. Giants	15-7	33	20	53	0-0	2	0	1-0	0	0	—	—	0	—	—	—	—	—
2016	N.Y. Giants	14-0	3	5	8	0.5-1.5	0	0	1-0	0	0	—	—	0	—	—	—	—	—
2017	N.Y. Giants	15-3	10	4	14	1-0	0	0	0-0	0	0	—	—	0	—	—	—	—	—
2018	N.Y. Giants	14-5	20	11	31	1.5-9	2	2	0-0	0	0	—	—	0	—	—	—	—	—
CAREER		63-15	78	44	122	4.5-19	5	2	3-0	1	7	7.0	7	0	—	—	—	—	—

YEAR	TEAM	SPECIAL TEAMS								KICKOFF RETURNS						PUNT RETURNS					
		ST	AT	TT	FF	FR-YDS	BP	BFG	BXP	NO	YDS	AVG	FC	LG	TD	NO	YDS	AVG	FC	LG	TD
2014	N.Y. Giants	1	0	1	0	0-0	0	0	0	—	—	—	—	—	—	—	—	—	—	—	—
2016	N.Y. Giants	3	1	4	0	0-0	0	0	0	—	—	—	—	—	—	—	—	—	—	—	—
2017	N.Y. Giants	4	1	5	0	0-0	0	1	0	—	—	—	—	—	—	—	—	—	—	—	—
2018	N.Y. Giants	4	4	8	0	0-0	0	0	0	—	—	—	—	—	—	—	—	—	—	—	—
CAREER		12	6	18	0	0-0	0	1	0	—	—	—	—	—	—	—	—	—	—	—	—

### POSTSEASON

YEAR	TEAM	G-S	DEFENSE						INTERCEPTIONS						SCORING				
			ST	AT	TT	SKS-YDS	PD	FF	FR-YDS	NO	YDS	AVG	LG	TD	TD	TD-IntRt	TD-FRRt	S	PTS
2016	N.Y. Giants	1-0	1	0	1	1-4	0	0	0-0	—	—	—	—	—	—	—	—	—	—
CAREER		1-0	1	0	1	1-4	0	0	0-0	—	—	—	—	—	—	—	—	—	—

## 2018 GAME-BY-GAME

		DEFENSE								INTERCEPTIONS											
DATE	OPPONENT	ST	AT	TT	SKS-YDS	INT-YDS	PD	FF	FR-YDS	NO	YDS	AVG	LG	TD							
N.Y. Giants																					
9-9	JACKSONVILLE	2	1	3	0.5-4	0-0	0	0	0-0	—	—	—	—	—							
9-16	at Dallas	2	0	2	0-0	0-0	0	0	0-0	—	—	—	—	—							
9-23	at Houston	4	1	5	0-0	0-0	1	1	0-0	—	—	—	—	—							
9-30	NEW ORLEANS	0	0	0	0-0	0-0	0	0	0-0	—	—	—	—	—							
10-7	at Carolina	1	1	2	0-0	0-0	0	0	0-0	—	—	—	—	—							
10-11	PHILADELPHIA	4	2	6	0-0	0-0	0	0	0-0	—	—	—	—	—							
10-22	at Atlanta	1	0	1	1-5	0-0	1	0	0-0	—	—	—	—	—							
10-28	WASHINGTON	2	0	2	0-0	0-0	0	0	0-0	—	—	—	—	—							
11-4	— BYE —																				
11-12	at San Francisco	0	0	0	0-0	0-0	0	0	0-0	—	—	—	—	—							
11-18	TAMPA BAY	0	1	1	0-0	0-0	0	0	0-0	—	—	—	—	—							
11-25	at Philadelphia				INACTIVE						INACTIVE										
12-2	CHICAGO	1	2	3	0-0	0-0	0	0	0-0	—	—	—	—	—							
12-9	at Washington	2	1	3	0-0	0-0	0	0	0-0	—	—	—	—	—							
12-16	TENNESSEE	0	2	2	0-0	0-0	0	0	0-0	—	—	—	—	—							
12-23	at Indianapolis				INACTIVE						INACTIVE										
12-30	DALLAS	1	0	1	0-0	0-0	0	1	0-0	—	—	—	—	—							
TOTALS		20	11	31	1.5-9	0-0	2	2	0-0	—	—	—	—	—							
		SPECIAL TEAMS								KICKOFF RETURNS						PUNT RETURNS					
DATE	OPPONENT	ST	AT	TT	FF	FR-YDS	BP	BFG	BXP	NO	YDS	AVG	FC	LG	TD	NO	YDS	AVG	FC	LG	TD
N.Y. Giants																					
9-9	JACKSONVILLE	1	0	1	0	0-0	0	0	0	—	—	—	—	—	—	—	—	—	—	—	—
9-16	at Dallas	1	0	1	0	0-0	0	0	0	—	—	—	—	—	—	—	—	—	—	—	—
9-23	at Houston	0	1	1	0	0-0	0	0	0	—	—	—	—	—	—	—	—	—	—	—	—
9-30	NEW ORLEANS	0	1	1	0	0-0	0	0	0	—	—	—	—	—	—	—	—	—	—	—	—
10-7	at Carolina	0	0	0	0	0-0	0	0	0	—	—	—	—	—	—	—	—	—	—	—	—
10-11	PHILADELPHIA	0	0	0	0	0-0	0	0	0	—	—	—	—	—	—	—	—	—	—	—	—
10-22	at Atlanta	0	0	0	0	0-0	0	0	0	—	—	—	—	—	—	—	—	—	—	—	—
10-28	WASHINGTON	0	1	1	0	0-0	0	0	0	—	—	—	—	—	—	—	—	—	—	—	—
11-4	— BYE —																				
11-12	at San Francisco	0	0	0	0	0-0	0	0	0	—	—	—	—	—	—	—	—	—	—	—	—
11-18	TAMPA BAY	1	0	1	0	0-0	0	0	0	—	—	—	—	—	—	—	—	—	—	—	—
11-25	at Philadelphia					INACTIVE						INACTIVE									
12-2	CHICAGO	1	0	1	0	0-0	0	0	0	—	—	—	—	—	—	—	—	—	—	—	—
12-9	at Washington	0	0	0	0	0-0	0	0	0	—	—	—	—	—	—	—	—	—	—	—	—
12-16	TENNESSEE	0	0	0	0	0-0	0	0	0	—	—	—	—	—	—	—	—	—	—	—	—
12-23	at Indianapolis					INACTIVE						INACTIVE									
12-30	DALLAS	0	1	1	0	0-0	0	0	0	—	—	—	—	—	—	—	—	—	—	—	—
TOTALS		4	4	8	0	0-0	0	0	0	—	—	—	—	—	—	—	—	—	—	—	—





**WIDE RECEIVER  
TYLER BOYD**

# **2018 REVIEW**





## 2018 STANDINGS

### AMERICAN FOOTBALL CONFERENCE

EAST DIVISION	W	L	T	PCT.	PF	PA
New England Patriots	11	5	0	.688	436	325
Miami Dolphins	7	9	0	.438	319	433
Buffalo Bills	6	10	0	.375	269	374
New York Jets	4	12	0	.250	333	441
NORTH DIVISION	W	L	T	PCT.	PF	PA
Baltimore Ravens	10	6	0	.625	389	287
Pittsburgh Steelers	9	6	1	.594	428	360
Cleveland Browns	7	8	1	.469	359	392
Cincinnati Bengals	6	10	0	.375	368	455
SOUTH DIVISION	W	L	T	PCT.	PF	PA
Houston Texans	11	5	0	.688	402	316
*-Indianapolis Colts	10	6	0	.625	433	344
Tennessee Titans	9	7	0	.563	310	303
Jacksonville Jaguars	5	11	0	.313	245	316
WEST DIVISION	W	L	T	PCT.	PF	PA
#-Kansas City Chiefs	12	4	0	.750	565	421
*-Los Angeles Chargers	12	4	0	.750	428	329
Denver Broncos	6	10	0	.375	329	349
Oakland Raiders	4	12	0	.250	290	467

### NATIONAL FOOTBALL CONFERENCE

EAST DIVISION	W	L	T	PCT.	PF	PA
Dallas Cowboys	10	6	0	.625	339	324
*-Philadelphia Eagles	9	7	0	.563	367	348
Washington Redskins	7	9	0	.438	281	359
New York Giants	5	11	0	.313	369	412
NORTH DIVISION	W	L	T	PCT.	PF	PA
Chicago Bears	12	4	0	.750	421	283
Minnesota Vikings	8	7	1	.531	360	341
Green Bay Packers	6	9	1	.406	376	400
Detroit Lions	6	10	0	.375	324	360
SOUTH DIVISION	W	L	T	PCT.	PF	PA
#-New Orleans Saints	13	3	0	.813	504	353
Atlanta Falcons	7	9	0	.438	414	423
Carolina Panthers	7	9	0	.438	376	382
Tampa Bay Buccaneers	5	11	0	.313	396	464
WEST DIVISION	W	L	T	PCT.	PF	PA
Los Angeles Rams	13	3	0	.813	527	384
*-Seattle Seahawks	10	6	0	.625	428	347
San Francisco 49ers	4	12	0	.250	342	435
Arizona Cardinals	3	13	0	.188	225	425

\*-Wild Card qualifier; #-Clinched home-field advantage throughout playoffs.

#### NOTES:

- Kansas City finished ahead of the L.A. Chargers based on division records (Chiefs 5-1 vs. Chargers 4-2).
- New England was seeded ahead of Houston based on a head-to-head victory.
- Atlanta finished ahead of Carolina based on a head-to-head sweep (Falcons were 2-0 vs. Panthers).
- New Orleans was seeded ahead of the L.A. Rams based on a head-to-head victory.

#### PLAYOFF SEEDINGS:

##### AFC

1. Kansas City
2. New England
3. Houston
4. Baltimore
5. L.A. Chargers
6. Indianapolis

##### NFC

1. New Orleans
2. L.A. Rams
3. Chicago
4. Dallas
5. Seattle
6. Philadelphia

#### POSTSEASON AT A GLANCE

Home team in CAPS.

##### AFC Wild Card Playoff Games

Indianapolis 21, HOUSTON 7  
L.A. Chargers 23, BALTIMORE 17

##### AFC Divisional Playoff Games

KANSAS CITY 31, Indianapolis 13  
NEW ENGLAND 41, L.A. Chargers 28

##### AFC Championship Game

New England 37, KANSAS CITY 31

##### AFC-NFC Pro Bowl at Camping World Stadium, Orlando, Fla.

American Football Conference 26, NATIONAL FOOTBALL CONFERENCE 7

##### Super Bowl LIII at Mercedes-Benz Stadium, Atlanta, Ga.

New England 13, L.A. RAMS 3

##### NFC Wild Card Playoff Games

DALLAS 24, Seattle 22  
Philadelphia 16, CHICAGO 15

##### NFC Divisional Playoff Games

L.A. RAMS 30, Dallas 22  
NEW ORLEANS 20, Philadelphia 14

##### NFC Championship Game

L.A. Rams 26, NEW ORLEANS 23

# 2018 STATISTICS

RECORD: 6-10

DATE	W-L	SCORE	OPPONENT	ATTENDANCE
9-9-18	W	34-23	at Indianapolis	58,699
9-13-18	W	34-23	BALTIMORE	50,018
9-23-18	L	21-31	at Carolina	72,161
9-30-18	W	37-36	at Atlanta	71,985
10-7-18	W	27-17	MIAMI	52,708
10-14-18	L	21-28	PITTSBURGH	60,594
10-21-18	L	10-45	at Kansas City	75,676
10-28-18	W	37-34	TAMPA BAY	45,134
11-4-18			— BYE —	
11-11-18	L	14-51	NEW ORLEANS	52,492
11-18-18	L	21-24	at Baltimore	70,077
11-25-18	L	20-35	CLEVELAND	56,122
12-2-18	L	10-24	DENVER	44,392
12-9-18	L	21-26	at L.A. Chargers	25,358
12-16-18	W	30-16	OAKLAND	44,568
12-23-18	L	18-26	at Cleveland	67,431
12-30-18	L	13-16	at Pittsburgh	63,874

TEAM STATISTICS	BENGALS	OPPONENTS
TOTAL FIRST DOWNS	304	372
Rushing	92	125
Passing	182	221
Penalty	30	26
3rd Down: Made-Att	69-187	109-223
3rd Down Pct.	36.9	48.9
4th Down: Made-Att	9-17	11-17
4th Down Pct.	52.9	64.7
POSSESSION AVG.	27:27	32:33
TOTAL NET YARDS	4972	6618
Avg. Per Game	310.8	413.6
Total Plays	938	1084
Avg. Per Play	5.3	6.1
NET YARDS RUSHING	1682	2204
Avg. Per Game	105.1	137.8
Total Rushes	359	466
NET YARDS PASSING	3290	4414
Avg. Per Game	205.6	275.9
Sacked-Yards Lost	37-279	34-173
Gross Yards	3569	4587
Att.-Completions	542-331	584-389
Completion Pct.	61.1	66.6
Had Intercepted	13	12
PUNTS-AVG.	72-43.3	54-42.3
Net Punting Avg.	72-39.4	54-37.6
PENALTIES-YARDS	114-957	113-944
FUMBLES-BALLS LOST	11-4	14-6
TOUCHDOWNS	45	51
Rushing	13	17
Passing	27	32
Returns	5	2

SCORE BY PERIODS	1	2	3	4	OT	PTS
BENGALS	69	125	55	119	0	368
OPPONENTS	59	203	109	84	0	455

SCORING	TD	TD-R	TD-P	TD-Rt	K-PAT	FG	S	PTS
Randy Bullock	0	0	0	0	39-41	19-23	0	96
Joe Mixon	9	8	1	0	—	—	0	54
Tyler Boyd	7	0	7	0	—	—	0	42
John Ross III	7	0	7	0	—	—	0	42
A.J. Green	6	0	6	0	—	—	0	36
Giovani Bernard	3	3	0	0	—	—	0	18
C.J. Uzomah	3	0	3	0	—	—	0	18
Jeff Driskel	2	2	0	0	—	—	0	12
Cody Core	1	0	1	0	—	—	0	8
Jessie Bates III	1	0	0	1	—	—	0	6
Tyler Eifert	1	0	1	0	—	—	0	6
Clayton Fejedelem	1	0	0	1	—	—	0	6
Sam Hubbard	1	0	0	1	—	—	0	6
Michael Johnson	1	0	0	1	—	—	0	6
Matt Lengel	1	0	1	0	—	—	0	6
Shawn Williams	1	0	0	1	—	—	0	6
BENGALS	45	13	27	5	39-41	19-23	0	368
OPPONENTS	51	17	32	2	44-46	33-36	0	455

**Two-point conversions:** Core 1. BENGALS 1-4 (0-0 R,1-4 P), OPPONENTS 3-5 (1-1 R, 2-4 P).

**Sacks-yards:** Geno Atkins 10-55, Carlos Dunlap 8-32, Sam Hubbard 6-37, Andrew Billings 2.5-14.5, Christian Ringo 1.5-12.5, Jordan Evans 1.5-0, Adolphus Washington 1-8, Carl Lawson 1-7, Jordan Willis 1-7, Shawn Williams 1-0, Michael Johnson 0.5-0. BENGALS 34-173, OPPONENTS 37-279.

**Fumbles-lost:** Jeff Driskel 4-1, A.J. Green 2-1, Alex Erickson 1-1, Billy Price 1-1, Andy Dalton 1-0, Clayton Fejedelem 1-0, Darius Phillips 1-0. BENGALS 11-4. OPPONENTS 14-6.

PASSING	ATT	CMP	YDS	CMP%	YDS/ATT	TD	TD%	INT	INT%	LG	SKD-YDS	RAT
Andy Dalton	365	226	2566	61.9	7.03	21	5.8	11	3.0	49	21-157	89.6
Jeff Driskel	176	105	1003	59.7	5.70	6	3.4	2	1.1	37	16-122	82.2
Tyler Boyd	1	0	0	0.0	0.00	0	0.0	0	0.0	—	0-0	39.6
BENGALS	542	331	3569	61.1	6.58	27	5.0	13	2.4	49	37-279	87.0
OPPONENTS	584	389	4587	66.6	7.85	32	5.5	12	2.1	72t	34-173	100.0

RUSHING	ATT	YDS	AVG	LG	TD
Joe Mixon	237	1168	4.9	51	8
Giovani Bernard	56	211	3.8	23	3
Jeff Driskel	25	130	5.2	27t	2
Andy Dalton	16	99	6.2	21	0
Mark Walton	14	34	2.4	10	0
Alex Erickson	3	22	7.3	14	0
John Ross III	4	9	2.3	7	0
Clayton Fejedelem	2	6	3.0	6	0
Tyler Boyd	2	3	1.5	5	0
BENGALS	359	1682	4.7	51	13
OPPONENTS	466	2204	4.7	65t	17

RECEIVING	REC	YDS	AVG	LG	TD
Tyler Boyd	76	1028	13.5	49	7
A.J. Green	46	694	15.1	38t	6
C.J. Uzomah	43	439	10.2	29	3
Joe Mixon	43	296	6.9	21	1
Giovani Bernard	35	218	6.2	26	0
John Ross III	21	210	10.0	39t	7
Alex Erickson	20	167	8.4	28	0
Tyler Eifert	15	179	11.9	29	1
Cody Core	13	160	12.3	30t	1
Mark Walton	5	41	8.2	24	0
Tyler Kroft	4	36	9.0	16	0
Auden Tate	4	35	8.8	15	0
Matt Lengel	3	17	5.7	9	1
Jordan Franks	2	37	18.5	32	0
Josh Malone	1	12	12.0	12	0
BENGALS	331	3569	10.8	49	27
OPPONENTS	389	4587	11.8	72t	32

INTERCEPTIONS	NO	YDS	AVG	LG	TD
Shawn Williams	5	131	26.2	58t	1
Jessie Bates III	3	42	14.0	21t	1
Preston Brown	2	20	10.0	18	0
Michael Johnson	1	22	22.0	22t	1
Jordan Evans	1	7	7.0	7	0
BENGALS	12	222	18.5	58t	3
OPPONENTS	13	221	17.0	78	1

PUNTING	NO	YDS	AVG	NET	TB	IN-20	LG	BLK.
Kevin Huber	71	3119	43.9	39.4	3	29	69	1
BENGALS	72	3119	43.3	39.4	3	29	69	1
OPPONENTS	54	2284	42.3	37.6	1	22	69	1

PUNT RETURNS	NO	FC	YDS	AVG	LG	TD
Alex Erickson	20	20	212	10.6	38	0
Darius Phillips	2	1	24	12.0	16	0
BENGALS	22	21	236	10.7	38	0
OPPONENTS	30	24	220	7.3	71t	1

KICKOFF RETURNS	NO	YDS	AVG	LG	TD
Alex Erickson	40	1049	26.2	77	0
Giovani Bernard	2	25	12.5	14	0
Brandon Wilson	1	-3	-3.0	-3	0
BENGALS	43	1071	24.9	77	0
OPPONENTS	31	705	22.7	53	0

FIELD GOALS	1-19	20-29	30-39	40-49	50+
Randy Bullock	0-0	4-4	7-8	6-6	2-5
BENGALS	0-0	4-4	7-8	6-6	2-5
OPPONENTS	0-0	11-11	9-9	7-7	6-9

**Randy Bullock:** (42G, 39G), (28G, 40G), (53WL), (36G), (37B, 51G, 20G), (—), (33G), (44G), (—), (52WR), (54B), (35G), (47G, 23G, 46G), (34G, 38G, 23G), (51G), (49G, 32G).

**Opponents:** (21G, 38G, 51G, 55SH), (55G), (40G), (55G, 28G, 32G), (42G), (21G, 24G), (53WL, 26G), (25G, 38G), (29G, 42G, 41G), (28G, 56G, 24G), (—), (50WL, 29G), (59G, 31G, 32G, 45G), (50G, 27G, 40G), (37G, 31G), (39G, 47G, 35G).

DEFENSE*	ST	AT	TT	SKS-YDS	INT-YDS	PD	FF	FR-YDS
Jessie Bates III	73	38	111	0-0	3-42	7	0	0-0
Shawn Williams	79	29	108	1-0	5-131	9	1	0-0
Nick Vigil	62	22	84	0-0	0-0	3	0	1-0
Darqueze Dennard	53	14	67	0-0	0-0	6	2	1-0
Jordan Evans	38	21	59	1-50	1-7	3	0	0-0
Hardy Nickerson	36	18	54	0-0	0-0	1	1	0-0
Carlos Dunlap	31	16	47	8-32	0-0	8	2	1-0
Geno Atkins	24	21	45	10-55	0-0	0	0	0-0
Preston Brown	27	15	42	0-0	2-20	4	0	0-0
Dre Kirkpatrick	35	6	41	0-0	0-0	9	0	0-0
William Jackson III	34	7	41	0-0	0-0	13	0	0-0
Sam Hubbard	27	12	39	6-37	0-0	2	1	1-19
Michael Johnson	18	15	33	0.5-0	1-22	2	0	0-0
Vontaze Burfict	16	17	33	0-0	0-0	3	0	0-0
Andrew Billings	22	10	32	2.5-14.5	0-0	0	0	0-0
Clayton Fejedelem	18	4	22	0-0	0-0	0	1	1-83
Jordan Willis	15	5	20	1-7	0-0	1	0	1-0
Darius Phillips	18	1	19	0-0	0-0	2	1	0-0
Vincent Rey	8	6	14	0-0	0-0	0	0	0-0
KeiVarae Russell	9	3	12	0-0	0-0	1	0	0-0
Ryan Glasgow	6	5	11	0-0	0-0	0	0	0-0
Christian Ringo	6	4	10	1.5-12.5	0-0	0	0	0-0
Josh Tupou	6	3	9	0-0	0-0	0	0	0-0
Carl Lawson	4	2	6	1-7	0-0	0	0	0-0
Adolphus Washington	2	4	6	1-8	0-0	0	0	0-0
Niles Scott	4	0	4	0-0	0-0	0	0	0-0
Tony McRae	2	1	3	0-0	0-0	1	0	0-0
Malik Jefferson	1	2	3	0-0	0-0	0	0	0-0
Brandon Wilson	0	2	2	0-0	0-0	0	0	0-0

SPECIAL TEAMS*	ST	AT	TT	FF	FR-YDS	BP	BFG	BXP
Clayton Fejedelem	5	8	13	0	0-0	1	0	0
Brandon Wilson	6	3	9	0	0-0	0	0	0
Malik Jefferson	4	3	7	0	0-0	0	0	0
Tony McRae	2	4	6	1	0-0	0	0	0
Mark Walton	4	1	5	0	0-0	0	0	0
Vincent Rey	3	2	5	0	0-0	0	0	0
Brandon Bell	2	2	4	0	0-0	0	0	0
Cody Core	2	1	3	0	0-0	0	0	0
Hardy Nickerson	2	1	3	0	0-0	0	0	0
Clark Harris	1	2	3	0	0-0	0	0	0
Darius Phillips	1	2	3	0	0-0	0	0	0
Alex Erickson	2	0	2	0	0-0	0	0	0
Jordan Evans	2	0	2	0	0-0	0	0	0
Shawn Williams	2	0	2	0	0-0	0	0	0
Chris Worley	1	1	2	0	0-0	0	0	0
Tra Carson	1	0	1	0	0-0	0	0	0
Darqueze Dennard	1	0	1	0	0-0	0	0	0
Jordan Franks	1	0	1	0	0-0	0	0	0
Davontae Harris	1	0	1	0	0-0	0	0	0
Tyler Kroft	1	0	1	0	0-0	0	0	0
Matt Lengel	0	1	1	0	0-0	0	0	0
Auden Tate	0	1	1	0	0-0	0	0	0

\* NOTE: All defensive statistics above are press box statistics produced at the games.

# 2018 GAME-BY-GAME TEAM STATISTICS

## OFFENSE

DATE	OPPONENT	YDS	RUSH-YDS	PASS YDS	COMP-ATT	TD-P/INT	SKD-YDS	1D	3D-CONV	F-FL	POSS
Sept. 9	at Indianapolis	330	20-101	229	21-28	2/1	2-14	19	4-8	2-1	27:12
Sept. 13	BALTIMORE	373	28-108	265	24-42	4/0	0-0	24	5-13	1-0	31:50
Sept. 23	at Carolina	396	13-66	330	29-46	2/4	2-22	25	4-10	0-0	26:05
Sept. 30	at Atlanta	407	23-99	308	29-41	3/1	3-29	30	7-12	0-0	30:38
Oct. 7	MIAMI	332	26-103	229	20-30	1/1	2-19	17	2-11	0-0	30:35
Oct. 14	PITTSBURGH	275	13-62	213	26-42	2/0	3-16	19	6-12	0-0	25:04
Oct. 21	at Kansas City	239	19-65	174	19-33	1/1	2-13	15	4-11	2-0	26:17
Oct. 28	TAMPA BAY	402	27-138	264	21-34	2/0	2-16	21	5-13	0-0	24:01
Nov. 4	— BYE —										
Nov. 11	NEW ORLEANS	284	16-110	174	14-23	1/2	4-24	13	0-6	0-0	20:14
Nov. 18	at Baltimore	255	16-48	207	19-37	2/0	1-4	15	6-14	0-0	21:51
Nov. 25	CLEVELAND	372	20-129	243	27-46	2/1	1-12	25	4-12	1-1	27:56
Dec. 2	DENVER	313	23-111	202	25-37	1/1	4-34	20	5-13	2-2	31:20
Dec. 9	at L.A. Chargers	295	32-144	151	18-27	1/0	3-19	19	5-13	0-0	32:38
Dec. 16	OAKLAND	294	41-171	123	14-33	1/1	1-7	18	8-19	0-0	33:19
Dec. 23	at Cleveland	209	24-102	107	13-19	2/0	3-26	15	1-8	1-0	24:29
Dec. 30	at Pittsburgh	196	18-125	71	12-24	0/0	4-24	9	3-12	2-0	25:38
TOTALS		4972	359-1682	3290	331-542	27/13	37-279	304	69-187	11-4	27:27

## DEFENSE

DATE	OPPONENT	YDS	RUSH-YDS	PASS YDS	COMP-ATT	TD-P/INT	SKD-YDS	1D	3D-CONV	F-FL	POSS
Sept. 9	at Indianapolis	380	22-75	305	39-53	2/1	2-14	24	11-17	1-1	32:48
Sept. 13	BALTIMORE	425	22-66	359	32-55	2/2	4-17	28	7-16	2-1	28:10
Sept. 23	at Carolina	377	41-230	147	15-24	2/0	1-3	23	6-13	1-0	33:55
Sept. 30	at Atlanta	495	24-92	403	29-39	3/0	3-16	25	11-15	0-0	29:22
Oct. 7	MIAMI	297	22-128	169	20-35	1/2	3-16	17	4-13	1-1	29:25
Oct. 14	PITTSBURGH	481	21-112	369	32-46	1/0	0-0	26	8-14	1-0	34:56
Oct. 21	at Kansas City	551	29-198	353	28-39	4/1	2-5	33	9-12	2-0	33:43
Oct. 28	TAMPA BAY	576	27-126	450	29-50	3/4	6-20	29	10-18	1-0	35:59
Nov. 4	— BYE —										
Nov. 11	NEW ORLEANS	509	47-244	265	22-27	3/0	0-0	33	7-12	0-0	39:46
Nov. 18	at Baltimore	403	53-267	136	13-19	0/1	3-14	23	8-16	1-0	38:09
Nov. 25	CLEVELAND	342	35-84	258	19-26	4/0	0-0	24	5-10	0-0	32:04
Dec. 2	DENVER	361	34-218	143	12-21	1/0	2-8	16	5-13	1-1	28:40
Dec. 9	at L.A. Chargers	288	25-85	203	19-29	1/0	2-17	17	5-13	0-0	27:22
Dec. 16	OAKLAND	297	16-68	229	21-38	1/0	5-34	13	3-14	2-2	26:41
Dec. 23	at Cleveland	493	28-146	347	28-38	3/0	0-0	23	5-12	0-0	35:31
Dec. 30	at Pittsburgh	343	20-65	278	31-45	1/1	1-9	18	5-15	1-0	34:22
TOTALS		6618	466-2204	4414	389-584	32/12	34-173	372	109-223	14-6	32:33

# 2018 BEST PERFORMANCES

## REGULAR SEASON

### RUSHING YARDS

129 — Joe Mixon, Dec. 16 vs. Oakland  
 123 — Joe Mixon, Oct. 28 vs. Tampa Bay  
 111 — Joe Mixon, Dec. 9 at L.A. Chargers

### RUSHING ATTEMPTS

27 — Joe Mixon, Dec. 16 vs. Oakland  
 26 — Joe Mixon, Dec. 9 at L.A. Chargers  
 22 — Joe Mixon, Oct. 7 vs. Miami

### LONGEST RUSHES

51 — Joe Mixon, Dec. 30 at Pittsburgh  
 47 — Joe Mixon, Dec. 16 vs. Oakland  
 43 — Joe Mixon, Oct. 28 vs. Tampa Bay

### RECEPTIONS

11 — Tyler Boyd, Sept. 30 at Atlanta  
 9 — Tyler Boyd, Oct. 28 vs. Tampa Bay  
 7 — (five times)

### RECEIVING YARDS

138 — Tyler Boyd, Oct. 28 vs. Tampa Bay  
 132 — Tyler Boyd, Sept. 23 at Carolina  
 117 — A.J. Green, Oct. 21 at Kansas City

### PASSING YARDS

352 — Andy Dalton, Sept. 23 at Carolina  
 337 — Andy Dalton, Sept. 30 at Atlanta  
 280 — Andy Dalton, Oct. 28 vs. Tampa Bay

### PASS ATTEMPTS

46 — Andy Dalton, Sept. 23 at Carolina  
 42 — Andy Dalton, Sept. 13 vs. Baltimore  
 42 — Andy Dalton, Oct. 14 vs. Pittsburgh

### PASS COMPLETIONS

29 — Andy Dalton, Sept. 23 at Carolina  
 29 — Andy Dalton, Sept. 30 at Atlanta  
 26 — Andy Dalton, Oct. 14 vs. Pittsburgh

### LONGEST PASSES

49 — Andy Dalton to Tyler Boyd, Sept. 23 at Carolina  
 39 — Andy Dalton to John Ross III, Sept. 30 at Atlanta (TD)  
 38 — (two times)

### YARDS FROM SCRIMMAGE

155 — Joe Mixon, Nov. 25 vs. Cleveland  
 149 — Joe Mixon, Sept. 9 at Indianapolis  
 138 — (two times)

### LONGEST KICKOFF RETURNS

77 — Alex Erickson, Dec. 16 vs. Oakland  
 51 — Alex Erickson, Oct. 14 vs. Pittsburgh  
 47 — (two times)

### LONGEST PUNT RETURNS

38 — Alex Erickson, Nov. 18 at Baltimore  
 33 — Alex Erickson, Nov. 25 vs. Cleveland  
 23 — Alex Erickson, Nov. 25 vs. Cleveland

### TOTAL TACKLES\*

17 — Nick Vigil, Dec. 30 at Pittsburgh  
 12 — (three times)

### SOLO TACKLES\*

12 — Nick Vigil, Dec. 30 at Pittsburgh  
 11 — Nick Vigil, Sept. 9 at Indianapolis  
 9 — (four times)

**\*NOTE:** The defensive statistics above are press box statistics produced at the games.

# 2018 STARTING LINEUPS

## OFFENSE

DATE	OPPONENT	WR	LOT	LG	C	RG	ROT	TE	WR	WR	QB	HB
Sept. 9	at Indianapolis	Green	Glenn	Boling	Price	Redmond	Hart	Uzomah	Ross	Boyd	Dalton	Mixon
Sept. 13	BALTIMORE	Green	Glenn	Boling	Price	Redmond	Hart	Uzomah	Kroft(2ndTE)	Boyd	Dalton	Mixon
Sept. 23	at Carolina	Green	Glenn	Boling	Hopkins	Redmond	Hart	Eifert	Ross	Boyd	Dalton	Bernard
Sept. 30	at Atlanta	Green	Glenn	Boling	Hopkins	Redmond	Hart	Eifert	Uzomah(2ndTE)	Boyd	Dalton	Bernard
Oct. 7	MIAMI	Green	Glenn	Boling	Hopkins	Redmond	Hart	Uzomah	Kroft(2nd TE)	Boyd	Dalton	Mixon
Oct. 14	PITTSBURGH	Green	Glenn	Boling	Hopkins	Redmond	Hart	Uzomah	Erickson	Boyd	Dalton	Mixon
Oct. 21	at Kansas City	Green	Glenn	Boling	Hopkins	Redmond	Hart	Uzomah	Ross	Boyd	Dalton	Mixon
Oct. 28	TAMPA BAY	Green	Glenn	Boling	Hopkins	Redmond	Hart	Uzomah	Erickson	Boyd	Dalton	Mixon
Nov. 4	— BYE —											
Nov. 11	NEW ORLEANS	Ross	Glenn	Boling	Price	Hopkins	Hart	Uzomah	Lengel(2ndTE)	Boyd	Dalton	Mixon
Nov. 18	at Baltimore	Ross	Glenn	Boling	Price	Redmond	Hart	Uzomah	Bernard(2ndHB)	Boyd	Dalton	Mixon
Nov. 25	CLEVELAND	Ross	Fisher	Boling	Price	Redmond	Hart	Uzomah	Erickson	Boyd	Dalton	Mixon
Dec. 2	DENVER	Green	Boling	Hopkins	Price	Redmond	Hart	Uzomah	Lengel(2ndTE)	Boyd	Driskel	Mixon
Dec. 9	at L.A. Chargers	Ross	Boling	Hopkins	Price	Redmond	Hart	Uzomah	Core	Boyd	Driskel	Mixon
Dec. 16	OAKLAND	Ross	Glenn	Boling	Price	Redmond	Hart	Uzomah	Erickson	Boyd	Driskel	Mixon
Dec. 23	at Cleveland	Ross	Glenn	Boling	Price	Redmond	Hart	Uzomah	Erickson	Core	Driskel	Mixon
Dec. 30	at Pittsburgh	Ross	Glenn	Boling	Price	Redmond	Hart	Uzomah	Erickson	Core	Driskel	Bernard

## DEFENSE

DATE	OPPONENT	LDE	NT	DT	RDE	SLB	MLB	WLB	LCB	RCB	SS	FS
Sept. 9	at Indianapolis	Dunlap	Billings	Atkins	Johnson	Vigil	Brown	Evans	Kirkpatrick	Jackson	Williams	Bates
Sept. 13	BALTIMORE	Dunlap	Billings	Atkins	Johnson	Vigil(LB)	Nickerson(LB)	Dennard(nickel)	Kirkpatrick	Jackson	Williams	Bates
Sept. 23	at Carolina	Dunlap	Billings	Atkins	Willis	Vigil(LB)	Nickerson(LB)	Dennard(nickel)	Kirkpatrick	Jackson	Williams	Bates
Sept. 30	at Atlanta	Dunlap	Billings	Atkins	Johnson	Vigil	Brown	Evans	Kirkpatrick	Jackson	Williams	Bates
Oct. 7	MIAMI	Dunlap	Billings	Atkins	Johnson	Dennard(nickel)	Brown(LB)	Burfict(LB)	Kirkpatrick	Jackson	Williams	Bates
Oct. 14	PITTSBURGH	Dunlap	Billings	Atkins	Johnson	Vigil	Brown	Burfict	Kirkpatrick	Jackson	Williams	Bates
Oct. 21	at Kansas City	Dunlap	Billings	Atkins	Johnson	McRae(nickel)	Brown(LB)	Burfict(LB)	Kirkpatrick	Jackson	Williams	Bates
Oct. 28	TAMPA BAY	Dunlap	Billings	Atkins	Johnson	Rey	Brown	Evans	Kirkpatrick	Jackson	Williams	Bates
Nov. 4	— BYE —											
Nov. 11	NEW ORLEANS	Dunlap	Billings	Atkins	Johnson	Fejedelem(nickel)	Brown(LB)	Evans(LB)	Kirkpatrick	Jackson	Williams	Bates
Nov. 18	at Baltimore	Dunlap	Billings	Atkins	Johnson	Dennard(nickel)	Nickerson(LB)	Burfict(LB)	Kirkpatrick	Jackson	Williams	Bates
Nov. 25	CLEVELAND	Dunlap	Billings	Atkins	Johnson	Rey	Burfict	Evans	Dennard	Jackson	Williams	Bates
Dec. 2	DENVER	Dunlap	Billings	Atkins	Johnson	Vigil(LB)	Burfict(LB)	Dennard(nickel)	Kirkpatrick	Jackson	Williams	Bates
Dec. 9	at L.A. Chargers	Dunlap	Billings	Atkins	Johnson	Vigil(LB)	Nickerson(LB)	Phillips(nickel)	Dennard	Jackson	Williams	Bates
Dec. 16	OAKLAND	Dunlap	Billings	Atkins	Johnson	Vigil(LB)	Nickerson(LB)	Dennard(nickel)	Kirkpatrick	Jackson	Williams	Bates
Dec. 23	at Cleveland	Dunlap	Billings	Atkins	Johnson	Vigil	Nickerson	Burfict	Kirkpatrick	Jackson	Williams	Bates
Dec. 30	at Pittsburgh	Dunlap	Billings	Atkins	Johnson	Vigil(LB)	Nickerson(LB)	Russell(nickel)	Dennard	Jackson	Williams	Bates



# 2018 PARTICIPATION CHART

## LEGEND

<b>P</b>	(NOTE: Position designation indicates start.)	<b>RI</b>	— reserve/injured list	<b>PSI</b>	— practice squad/injured list
<b>DNP</b>	— played as a substitute	<b>RPUP</b>	— reserve/physically unable to perform list	<b>REX</b>	— roster exemption
<b>IL</b>	— did not play	<b>RNFI</b>	— reserve/non-football injury list	<b>^</b>	— reserve/injured player designated for return
<b>PS</b>	— inactive list	<b>RNF-I</b>	— reserve/non-football illness list	<b>*</b>	— eligible to practice while on a reserve list
	— practice squad (IPP = Intl. Player Pathway)	<b>RSBC</b>	— reserve/suspended by commissioner list	<b>NWT</b>	— not with team

	Cin.	1	2	3	4	5	6	7	8	9	10	11	12	13	14	15	16
NAME	G-S	@Ind.	BALT.	@Car.	@Atl.	MIA.	PITT.	@K.C.	T.B.	N.O.	@Balt.	CLE.	DEN.	@LAC	OAK.	@Cle.	@Pitt.
Atkins, Geno.....	16-16	DT	DT	DT	DT	DT	DT	DT	DT	DT	DT	DT	DT	DT	DT	DT	DT
Barkley, Matt.....	0-0	RI	NWT	NWT	NWT	NWT	NWT	NWT	NWT	NWT	NWT	NWT	NWT	NWT	NWT	NWT	NWT
Bates, Jessie, III.....	16-16	FS	FS	FS	FS	FS	FS	FS	FS	FS	FS	FS	FS	FS	FS	FS	FS
Bell, Brandon.....	6-0	NWT	NWT	NWT	NWT	NWT	NWT	NWT	PS	PS	P	IL	P	P	P	P	P
Bernard, Giovanni.....	12-4	P	P	HB	HB	IL	IL	IL	IL	P	2ndHB	P	P	P	P	P	HB
Billings, Andrew.....	16-16	NT	NT	NT	NT	NT	NT	NT	NT	NT	NT	NT	NT	NT	NT	NT	NT
Böhringer, Moritz.....	0-0	PS/IPP	PS/IPP	PS/IPP	PS/IPP	PS/IPP	PS/IPP	PS/IPP	PS/IPP	PS/IPP	PS/IPP	PS/IPP	PS/IPP	PS/IPP	PS/IPP	PS/IPP	PS/IPP
Boling, Clint.....	16-16	LG	LG	LG	LG	LG	LG	LG	LG	LG	LG	LG	LOT	LOT	LG	LG	LG
Boyd, Tyler.....	14-14	WR	WR	WR	WR	WR	WR	WR	WR	WR	WR	WR	WR	WR	WR	IL	RI
Brown, Andrew.....	0-0	PS	PS	PS	PS	PS	PS	PS	PS	PS	PS	PSI	PSI	PSI	PSI	PSI	PSI
Brown, Preston.....	7-7	MLB	IL	IL	MLB	LB	MLB	LB	MLB	LB	IL	RI	RI	RI	RI	RI	RI
Bullock, Randy.....	16-0	P	P	P	P	P	P	P	P	P	P	P	P	P	P	P	P
Burfit, Vontaze.....	7-7	RSBC	RSBC	RSBC	RSBC	LB	WLB	LB	IL	IL	LB	MLB	LB	IL	IL	WLB	IL
Carson, Tra.....	2-0	P	P	RI	NWT	NWT	NWT	NWT	NWT	NWT	NWT	NWT	NWT	NWT	NWT	NWT	NWT
Carter, Cethan.....	0-0	RI	RI	RI	RI	RI	RI	RI	RI	RI	RI	RI	RI	RI	RI	RI	RI
Cook, Connor.....	0-0	NWT	NWT	NWT	NWT	NWT	NWT	NWT	NWT	PS	PS	PS	PS	PS	PS	PS	PS
Cooper, Chris.....	0-0	NWT	NWT	NWT	NWT	NWT	NWT	NWT	NWT	NWT	NWT	NWT	NWT	NWT	NWT	PS	PS
Core, Cody.....	14-3	IL	IL	P	P	P	P	P	P	P	P	P	WR	P	WR	WR	WR
Cox, Demetrious.....	0-0	NWT	NWT	NWT	NWT	NWT	PS	PS	PS	PS	PS	PS	PS	PS	PS	PS	PS
Dalton, Andy.....	11-11	QB	QB	QB	QB	QB	QB	QB	QB	QB	QB	QB	RI	RI	RI	RI	RI
Dennard, Darqueze.....	13-9	P	nkIDB	nkIDB	P	nkIDB	P	IL	IL	IL	nkIDB	LCB	nkIDB	LCB	nkIDB	P	LCB
Driskel, Jeff.....	9-5	DNP	DNP	DNP	DNP	DNP	DNP	DNP	DNP	DNP	P	P	QB	QB	QB	QB	QB
Dunlap, Carlos.....	16-16	LDE	LDE	LDE	LDE	LDE	LDE	LDE	LDE	LDE	LDE	LDE	LDE	LDE	LDE	LDE	LDE
Edeballi, Kasim.....	1-0	NWT	NWT	NWT	NWT	NWT	NWT	NWT	NWT	NWT	NWT	IL	IL	IL	IL	IL	P
Eifert, Tyler.....	4-2	P	P	TE	TE	RI	RI	RI	RI	RI	RI	RI	RI	RI	RI	RI	RI
Erickson, Alex.....	16-6	P	P	P	P	P	3rdWR	P	3rdWR	P	P	WR	P	P	WR	WR	WR
Evans, Jordan.....	14-5	WLB	P	P	WLB	P	P	P	WLB	LB	P	WLB	P	P	P	IL	RI
Fejedelem, Clayton.....	16-1	P	P	P	P	P	P	P	P	nkIDB	P	P	P	P	P	P	P
Fisher, Jake.....	11-1	P	P	P	P	P	P	P	P	P	P	LOT	RI	RI	RI	RI	RI
Flowers, Quinton.....	0-0	PS	PS	PS	PS	PS	PS	PS	PS	PS	PS	PS	PS	PS	PS	PS	IL
Franks, Jordan.....	6-0	PS	PS	PS	PS	PS	PS	PS	P	P	P	P	P	IL	IL	IL	IL
Glasgow, Ryan.....	3-0	P	P	P	RI	RI	RI	RI	RI	RI	RI	RI	RI	RI	RI	RI	RI
Glenn, Cordy.....	13-13	LOT	LOT	LOT	LOT	LOT	LOT	LOT	LOT	LOT	LOT	IL	IL	IL	LOT	LOT	LOT
Goodwin, C.J.....	0-0	PS	PS	PS	PS	PS	NWT	NWT	NWT	NWT	NWT	NWT	NWT	NWT	NWT	NWT	NWT
Green, A.J.....	9-9	WR	WR	WR	WR	WR	WR	WR	WR	IL	IL	WR	RI	RI	RI	RI	RI
Hackenberg, Christian.....	0-0	PS	PS	PS	PS	PS	PS	PS	PS	NWT	NWT	NWT	NWT	NWT	NWT	NWT	NWT
Harris, Clark.....	16-0	P	P	P	P	P	P	P	P	P	P	P	P	P	P	P	P
Harris, Davontae.....	3-0	RI	RI	RI	RI	RI	RI	RI	RI	RI	RI	RI	RI	RI	IL	P	P
Hart, Bobby.....	16-16	ROT	ROT	ROT	ROT	ROT	ROT	ROT	ROT	ROT	ROT	ROT	ROT	ROT	ROT	ROT	ROT
Henderson, Trayvon.....	0-0	RI	RI	RI	RI	RI	RI	RI	RI	RI	RI	RI	RI	RI	RI	RI	RI
Hopkins, Trey.....	16-9	P	P	C	C	C	C	C	C	RG	P	P	LG	LG	P	P	P
Hubbard, Sam.....	16-0	P	P	P	P	P	P	P	P	P	P	P	P	P	P	P	P
Huber, Kevin.....	16-0	P	P	P	P	P	P	P	P	P	P	P	P	P	P	P	P
Jackson, William, III.....	16-16	RCB	RCB	RCB	RCB	RCB	RCB	RCB	RCB	RCB	RCB	RCB	RCB	RCB	RCB	RCB	RCB
Jefferson, Malik.....	12-0	IL	P	P	P	IL	P	P	P	P	P	P	P	P	P	RI	RI
Johnson, Michael.....	15-15	RDE	RDE	IL	RDE	RDE	RDE	RDE	RDE	RDE	RDE	RDE	RDE	RDE	RDE	RDE	RDE
Kirkpatrick, Dre.....	13-13	LCB	LCB	LCB	LCB	LCB	LCB	LCB	LCB	LCB	LCB	IL	LCB	IL	LCB	LCB	RI
Kroft, Tyler.....	5-2	P	TE	P	P	TE	IL	IL	IL	IL	IL	RI	RI	RI	RI	RI	RI
Lawson, Carl.....	7-0	P	P	P	P	P	P	P	DNP	RI	RI	RI	RI	RI	RI	RI	RI
Lengel, Matt.....	11-2	NWT	NWT	NWT	NWT	NWT	P	P	P	TE	P	P	TE	P	P	P	P
Lundblade, Brad.....	0-0	PS	PS	PS	PS	PS	PS	PS	PS	PS	PS	PS	PS	PS	PS	PS	PS
Malone, Josh.....	9-0	P	P	P	P	P	P	IL	P	IL	IL	IL	IL	IL	IL	P	P
McRae, Tony.....	12-1	P	P	P	P	P	P	nkIDB	P	P	P	P	IL	IL	P	IL	IL
Mixon, Joe.....	14-13	HB	HB	IL	IL	HB	HB	HB	HB	HB	HB	HB	HB	HB	HB	HB	P
Nickerson, Hardy.....	16-7	P	LB	P	P	P	P	P	P	P	LB	P	P	LB	LB	MLB	LB
Ogbuehi, Cedric.....	2-0	IL	IL	IL	IL	IL	IL	P	DNP	DNP	P	IL	IL	IL	IL	IL	IL
Perkins, Kent.....	0-0	PS	PS	PS	PS	PS	PS	PS	PS	PS	PS	PS	PS	PS	PS	PS	IL
Phillips, Darius.....	15-1	P	P	DNP	P	P	P	P	P	P	P	P	P	nkIDB	P	P	P
Price, Billy.....	10-10	C	C	IL	IL	IL	IL	IL	IL	C	C	C	C	C	C	C	C
Rawls, Thomas.....	1-0	NWT	NWT	IL	IL	P	NWT	NWT	NWT	NWT	NWT	NWT	NWT	NWT	NWT	NWT	NWT
Redmond, Alex.....	15-15	RG	RG	RG	RG	RG	RG	RG	RG	IL	RG	RG	RG	RG	RG	RG	RG
Rey, Vincent.....	16-2	P	P	P	P	P	P	P	SLB	P	P	SLB	P	P	P	P	P
Ringo, Christian.....	5-0	NWT	NWT	NWT	NWT	NWT	NWT	NWT	NWT	NWT	NWT	IL	P	P	P	P	P
Ross, John, III.....	13-11	3rdWR	P	3rdWR	P	IL	IL	3rdWR	IL	WR	WR	WR	WR	WR	WR	WR	WR
Russell, KeiVarae.....	7-1	PS	PS	PS	PS	PS	PS	P	P	P	IL	P	P	P	IL	IL	nkIDB
Savage, Tom.....	0-0	NWT	NWT	NWT	NWT	NWT	NWT	NWT	NWT	NWT	NWT	NWT	DNP	DNP	DNP	DNP	DNP
Schreck, Mason.....	6-0	P	P	P	IL	P	P	P	RI	RI	RI	RI	RI	RI	RI	RI	RI
Scott, Niles.....	6-0	NWT	NWT	NWT	NWT	NWT	NWT	NWT	NWT	NWT	NWT	P	P	P	P	P	P
Sharp, Hunter.....	0-0	NWT	NWT	NWT	NWT	NWT	NWT	NWT	NWT	NWT	NWT	PS	PS	PS	PS	PS	IL
Smith, Andre.....	3-0	NWT	NWT	NWT	NWT	NWT	NWT	NWT	NWT	NWT	NWT	DNP	DNP	DNP	DNP	P	P
Tate, Auden.....	7-0	IL	IL	IL	IL	IL	IL	PS	PS	P	P	IL	P	P	P	P	P
Taylor, Rod.....	0-0	RI	RI	RI	RI	RI	RI	RI	RI	RI	RI	RI	RI	RI	RI	RI	RI
Tupou, Josh.....	6-0	IL	IL	P	P	IL	P	IL	P	P	P	RI	RI	RI	RI	RI	RI
Uzomah, C.J.....	16-15	TE	TE	P	TE	TE	TE	TE	TE	TE	TE	TE	TE	TE	TE	TE	TE
Vigil, Nick.....	11-10	SLB	LB	LB	SLB	P	SLB	IL	IL	IL	IL	IL	LB	LB	LB	SLB	LB
Vollert, Andrew.....	0-0	NWT	NWT	NWT	NWT	NWT	NWT	NWT	NWT	PS	PS	PS	PS	PS	PS	PS	PS
Wallace, Aaron.....	0-0	NWT	NWT	NWT	NWT	NWT	NWT	NWT	NWT	NWT	NWT	PS	PS	PS	PS	PS	NWT
Walton, Mark.....	14-0	IL	IL	P	P	P	P	P	P	P	P	P	P	P	P	P	P
Washington, Adolphus.....	4-0	NWT	NWT	NWT	IL	P	IL	P	P	P	IL	RI	RI	RI	RI	RI	RI
Westerman, Christian.....	14-0	IL	IL	P	P	P	P	P	P	P	P	P	P	P	P	P	P
Whitfield, Kermit.....	0-0	PS	PS	PS	PS	PS	PS	PS	PS	PS	PS	PS	PS	PS	PS	PS	PS
Williams, Shawn.....	16-16	SS	SS	SS	SS	SS	SS	SS	SS	SS	SS	SS	SS	SS	SS	SS	SS
Willis, Jordan.....	16-1	P	P	RDE	P	P	P	P	P	P	P	P	P	P	P	P	P
Wilson, Brandon.....	16-0	P	P	P	P	P	P	P	P	P	P	P	P	P	P	P	P
Worley, Chris.....	2-0	PS	PS	PS	PS	PS	PS	PS	PS	PS	PS	PS	PS	PS	PS	P	P

# 2018-19 TRANSACTIONS

(TRANSACTIONS FROM 6-8-17 THROUGH 9-3-18 ARE IN BENGALS 2018 MEDIA GUIDE)

Sept. 3, 2018	— Re-signed DE <b>Michael Johnson</b> ; Placed CB <b>Davontae Harris</b> on the Reserve/Injured list; Signed QB <b>Christian Hackenberg</b> to the Practice Squad.		
Sept. 6, 2018	— Waived DT <b>Chris Okoye</b> and CB <b>Josh Shaw</b> from the Reserve/Injured list (injury settlements).	Jan. 1, 2019	— Signed K <b>Tristan Vizcaino</b> (FA) to the Reserve/Future list; QB <b>Connor Cook</b> (Practice Squad) signed to Detroit Reserve/Future list.
Sept. 8, 2018	— Signed WR <b>Alex Erickson*</b> to a contract extension.	Jan. 2, 2019	— Signed DT <b>Andrew Brown</b> (Practice Squad/Injured list) to the Reserve/Future list.
Sept. 12, 2018	— Terminated the contract of QB <b>Matt Barkley</b> (Reserve/Injured) with an injury settlement.	Jan. 7, 2019	— The Practice Squad contract expired for S <b>Chris Cooper</b> .
Sept. 18, 2018	— Signed K <b>Randy Bullock*</b> to a contract extension.	Feb. 11, 2019	— Acquired QB <b>Brad Kaaya</b> on waivers from Indianapolis.
Sept. 19, 2018	— Signed HB <b>Thomas Rawls</b> (FA); Waived HB <b>Tra Carson</b> (injured).	March 8, 2019	— Announced that a second-round tender offer was made to potential restricted free agent G/C <b>Trey Hopkins</b> ; Announced that tender offers were made to four potential exclusive rights players: CB <b>Tony McRae</b> , G <b>Alex Redmond</b> , DT <b>Josh Tupou</b> and S <b>Brandon Wilson</b> .
Sept. 20, 2018	— HB <b>Tra Carson</b> cleared waivers and reverted to the Reserve/Injured list.	March 11, 2019	— Re-signed S <b>Brandon Wilson</b> .
Sept. 26, 2018	— Signed DT <b>Adolphus Washington</b> off the Dallas Cowboys' Practice Squad; Placed DT <b>Ryan Glasgow</b> on the Reserve/Injured list.	March 12, 2019	— Re-signed OT <b>Bobby Hart</b> .
Sept. 28, 2018	— Waived HB <b>Tra Carson</b> (Reserve/Injured) with an injury settlement.	March 13, 2019	— Re-signed LB <b>Preston Brown</b> , (prior to the start of free agency); The contracts expired for the following 13 players, rendering unrestricted free agents: CB <b>Darqueze Dennard</b> , DE <b>Kasim Edebali</b> , TE <b>Tyler Eifert</b> , OT <b>Jake Fisher</b> , DE <b>Michael Johnson</b> , QB <b>Brad Kaaya</b> (potential exclusive rights player who was not tendered), TE <b>Tyler Kroft</b> , TE <b>Matt Lengel</b> (potential RFA who was not tendered), OT <b>Cedric Ogbuehi</b> , LB <b>Vincent Rey</b> , QB <b>Tom Savage</b> , OT <b>Andre Smith</b> and TE <b>C.J. Uzomah</b> ; The contract expired for G/C <b>Trey Hopkins</b> , rendering him a restricted free agent; The contracts expired for the following three players, rendering them unsigned exclusive rights players: CB <b>Tony McRae</b> , G <b>Alex Redmond</b> and DT <b>Josh Tupou</b> .
Oct. 1, 2018	— Announced that the NFL granted LB <b>Vontaze Burfict</b> (Reserve/Suspended by Commissioner list) a one-week roster exemption upon the completion of a suspension for Games 1-4.	March 14, 2019	— Re-signed TE <b>C.J. Uzomah</b> (UFA-Cin.); Signed CB <b>B.W. Webb</b> (UFA-NYG); TE <b>Tyler Kroft</b> (UFA-Cin.) signed with Buffalo.
Oct. 5, 2018	— Activated LB <b>Vontaze Burfict</b> (exemption) to the 53-player roster; Placed TE <b>Tyler Eifert</b> on the Reserve/Injured list.	March 15, 2019	— Signed G <b>John Miller</b> (UFA-Buff.).
Oct. 9, 2018	— Waived HB <b>Thomas Rawls</b> .	March 16, 2019	— OT <b>Cedric Ogbuehi</b> (UFA-Cin.) signed with Jacksonville.
Oct. 10, 2018	— Signed TE <b>Matt Lengel</b> off the Houston Texans' Practice Squad; Signed S <b>Demetrious Cox</b> (FA) to the Practice Squad; CB <b>C.J. Goodwin</b> signed off the Practice Squad by Dallas Cowboys.	March 18, 2019	— Re-signed TE <b>Tyler Eifert</b> (UFA-Cin.); Terminated the contract of LB <b>Vontaze Burfict</b> .
Oct. 18, 2018	— Signed CB <b>KeiVarae Russell</b> off the Practice Squad; Waived WR <b>Auden Tate</b> .	March 21, 2019	— Re-signed DT <b>Josh Tupou</b> (exclusive rights player-Cin.).
Oct. 19, 2018	— Signed WR <b>Auden Tate</b> to the Practice Squad.	March 22, 2019	— OT <b>Jake Fisher</b> (UFA-Cin.) signed with Buffalo.
Oct. 23, 2018	— Signed TE <b>Jordan Franks</b> off the Practice Squad; Placed TE <b>Mason Schreck</b> on the Reserve/Injured list; Signed LB <b>Brandon Bell</b> to the Practice Squad.	March 25, 2019	— Re-signed CB <b>Darqueze Dennard</b> (UFA-Cin.).
Nov. 5, 2018	— Signed LS <b>Clark Harris*</b> to a contract extension; Signed WR <b>Auden Tate</b> off the Practice Squad; Placed DE <b>Carl Lawson</b> the Reserve/Injured list; Signed QB <b>Connor Cook</b> and TE <b>Andrew Vollert</b> to the Practice Squad; Released QB <b>Christian Hackenberg</b> from the Practice Squad.	March 27, 2019	— Signed DE <b>Kerry Wynn</b> (UFA-N.Y. Giants).
Nov. 14, 2018	— Announced that CB <b>Davontae Harris</b> was designated for return from the Reserve/Injured list and eligible to practice.	April 4, 2019	— Re-signed G/C <b>Trey Hopkins</b> (RFA-Cin.).
Nov. 16, 2018	— Signed LB <b>Brandon Bell</b> off the Practice Squad; Placed TE <b>Tyler Kroft</b> on the Reserve/Injured list.	April 6, 2019	— Waived HB <b>Mark Walton</b> .
Nov. 20, 2018	— Signed DE <b>Kasim Edebali</b> (FA); Placed LB <b>Preston Brown</b> on the Reserve/Injured list; Signed WR <b>Hunter Sharp</b> and DE <b>Aaron Wallace</b> to the Practice Squad; Placed DT <b>Andrew Brown</b> on the Practice Squad/Injured list.	April 9, 2019	— Re-signed CB <b>Tony McRae</b> (exclusive rights player-Cin.).
Nov. 22, 2018	— Signed DT <b>Niles Scott</b> off the Denver Broncos' Practice Squad; Placed DT <b>Josh Tupou</b> on the Reserve/Injured list.	April 10, 2019	— Re-signed G <b>Alex Redmond</b> (exclusive rights player-Cin.); QB <b>Tom Savage</b> (UFA-Cin.) signed with Detroit.
Nov. 23, 2018	— Signed DT <b>Christian Ringo</b> off the Dallas Cowboys' Practice Squad; Placed DT <b>Adolphus Washington</b> on the Reserve/Injured list.	April 15, 2019	— TE <b>Moritz Böhringer</b> again assigned by NFL to Bengals roster as International Player Pathway participant (roster exemption).
Nov. 26, 2018	— Acquired QB <b>Tom Savage</b> on waivers from the San Francisco 49ers; Placed QB <b>Andy Dalton</b> the Reserve/Injured list.	April 23, 2019	— Waived DT <b>Adolphus Washington</b> .
Nov. 29, 2018	— Signed OT <b>Andre Smith</b> (FA); Placed OT <b>Jake Fisher</b> on the Reserve/Injured list.	April 24, 2019	— Exercised option to extend the contract of CB <b>William Jackson III</b> by one year through 2020.
Dec. 5, 2018	— Activated CB <b>Davontae Harris</b> from the Reserve/Injured list; Placed WR <b>A.J. Green</b> on the Reserve/Injured list.	April 25, 2019	— Selected one player in the annual NFL draft: OT <b>Jonah Williams</b> of Alabama in Round 1 (11th overall).
Dec. 18, 2018	— Signed LB <b>Chris Worley</b> off the Practice Squad; Placed LB <b>Malik Jefferson</b> on the Reserve/Injured list; Signed S <b>Chris Cooper</b> to the Practice Squad.	April 26, 2019	— Acquired a 2019 second-round draft choice (52nd overall), a '19 fourth-round draft choice (125th) and a '19 sixth-round draft choice (182nd) in a trade with Denver for a '19 second-round draft choice (42nd); Selected two players in the annual NFL draft: TE <b>Drew Sample</b> of Washington in Round 2 (52nd overall) and LB <b>Germaine Pratt</b> of North Carolina State in Round 3 (72nd overall).
Dec. 28, 2018	— Signed HB <b>Quinton Flowers</b> , OT <b>Kent Perkins</b> and WR <b>Hunter Sharp</b> off the Practice Squad; Placed WR <b>Tyler Boyd</b> , LB <b>Jordan Evans</b> and CB <b>Dre Kirkpatrick</b> on the Reserve/Injured list; DE <b>Aaron Wallace</b> signed off Practice Squad by Denver.	April 27, 2019	— Acquired a 2019 fourth-round draft choice (104th overall) in a trade with San Francisco for a '19 fourth-round draft choice (110th) and two '19 sixth-round draft choices (183rd and 198th); Acquired a 2019 fourth-round draft choice (136th) in a trade with Dallas for a '19 fifth-round draft choice (149th) and a '19 sixth-round draft choice (213th); Selected seven players in the annual NFL draft: QB <b>Ryan Finley</b> of North Carolina State in Round 4 (104th overall),
Dec. 31, 2018	— Signed the following five Practice Squad players to the		

DT **Renell Wren** of Arizona State in Round 4 (125th),  
G/C **Michael Jordan** of Ohio State in Round 4 (136th),  
HB **Trayveon Williams** of Texas A&M in Round 6 (182nd),  
LB **Deshaun Davis** of Auburn in Round 6 (210th),  
HB **Rodney Anderson** of Oklahoma in Round 6 (211th) and  
CB **Jordan Brown** of South Dakota State in Round 7  
(223rd).  
May 7, 2019 — Acquired HB **Darrin Hall** on waivers from Cleveland.  
May 10, 2019 — Signed the following five draft picks: DT **Renell Wren** (D4b),  
G/C **Michael Jordan** (D4c), HB **Trayveon Williams** (D6a),  
HB **Rodney Anderson** (D6c) and CB **Jordan Brown** (D7);  
Signed the following 10 college free agents: LB **Curtis  
Akins** (CFA-Memphis), CB **Anthony Chesley** (CFA-  
Coastal Carolina), QB **Jake Dolegala** (CFA-Central  
Connecticut State), G/OT **O'Shea Dugas** (CFA-Louisiana  
Tech), HB **Jordan Ellis** (CFA-Virginia), WR **Charles**

**Holland** (CFA-Tiffin), S **Tyree Kinneel** (CFA-Michigan),  
WR **Stanley Morgan** (CFA-Nebraska), G/OT **Keaton  
Sutherland** (CFA-Texas A&M) and WR **Damion Willis**  
(CFA-Troy).

May 11, 2019 — Signed the following three college free agents: WR **Ventell  
Bryant** (CFA-Temple), LB **Noah Dawkins** (CFA-The  
Citadel) and LB **Sterling Sheffield** (CFA-Maine); Waived  
WR **Charles Holland** and LB **Brandon Bell**.  
May 15, 2019 — Signed LB **Deshaun Davis** (D6b).  
May 16, 2019 — Signed OT **Jonah Williams** (D1) and TE **Drew Sample**  
(D2).  
May 22, 2019 — Signed OT **Justin Evans** (FA); Waived TE **Andrew Vollert**.  
May 30, 2019 — Signed QB **Ryan Finley** (D4a).  
June 10, 2019 — Signed G **John Jerry** (FA); Waived G **Rod Taylor**.  
June 27, 2019 — Signed LB **Germaine Pratt** (D3).

\* *NOTE: Signed a new contract before finishing the final season(s) of existing  
contract.*

# 2018 GAME SUMMARIES

## WEEK 1, GAME 1

### Cincinnati Bengals 34, Indianapolis Colts 23 Sunday, Sept. 9, 2018 at Lucas Oil Stadium

The Bengals captured their first win in Indianapolis since 1997, thanks to 24 unanswered points in the second half that were punctuated by an 83-yard scoop-and-score by reserve S Clayton Fejedelem with 24 seconds left, as the Colts were attempting to drive for a game-winning TD. Fejedelem had been thrust into extended action after starting SS Shawn Williams was ejected for a personal foul penalty in the first half. The defense gave up 319 passing yards and two TDs to Colts QB Andrew Luck, who made his first start since the 2016 season. Big plays on defense by the Bengals were key. In addition to Fejedelem's FR, LB Preston Brown had an INT at the Cincinnati seven-yard line on the Colts' first drive, and DE Carlos Dunlap sacked Luck at the end of the third quarter to push a Colts FG attempt back to 55 yards (Colts K Adam Vinatieri's attempt fell short). On offense, QB Andy Dalton posted a 109.7 passer rating, while HB Joe Mixon had 149 yards from scrimmage (95 rushing, 54 receiving) and a TD.

SCORE BY PERIODS	1	2	3	4	OT	PTS.
Cincinnati.....	3	7	7	17	—	34
Indianapolis.....	3	13	7	0	—	23

TEAM — SCORING PLAY	QTR-LEFT
Cin. — R.Bullock 42 field goal.....	1-8:20
Ind. — A.Vinatieri 21 field goal.....	1-1:23
Ind. — E.Ebron 26 pass from A.Luck (A.Vinatieri kick).....	2-12:02
Ind. — A.Vinatieri 38 field goal.....	2-3:01
Cin. — J.Ross 3 pass from A.Dalton (R.Bullock kick).....	2-1:44
Ind. — A.Vinatieri 51 field goal.....	2-0:02
Ind. — T.Hilton 5 pass from A.Luck (A.Vinatieri kick).....	3-8:13
Cin. — A.Green 38 pass from A.Dalton (R.Bullock kick).....	3-4:09
Cin. — J.Mixon 1 run (R.Bullock kick).....	4-11:07
Cin. — R.Bullock 39 field goal.....	4-3:57
Cin. — C.Fejedelem 83 fumble return (R.Bullock kick).....	4-0:24

**Missed FGs:** A.Vinatieri (55SH). **Attendance:** 58,699. **Time:** 3:04.

TEAM STATISTICS	CIN.	IND.
First downs.....	19	24
Third down conversions-attempts.....	4-8	11-17
Total net yards.....	330	380
Net yards rushing.....	101	75
Net yards passing.....	229	305
Pass attempts-completions-interceptions.....	28-21-1	53-39-1
Sacks against-yards lost.....	2-14	2-14
Punts-average.....	2-48.0	2-47.5
Punt returns-yards.....	1-(-1)	1-0
Kickoff returns-yards.....	2-42	2-54
Penalties-yards.....	8-94	7-91
Fumbles-lost.....	2-1	1-1
Time of possession.....	27:12	32:48

#### RUSHING

CIN.	ATT	YDS	LG	TD	IND.	ATT	YDS	LG	TD
J.Mixon	17	95	27	1	J.Wilkins	14	40	12	0
A.Dalton	2	8	7	0	N.Hines	5	19	6	0
G.Bernard	1	-2	-2	0	C.Michael	2	9	8	0
					A.Luck	1	7	7	0
TOTALS	20	101	27	1	TOTALS	22	75	12	0

#### PASSING

CIN.	ATT	CMP	YDS	TD-I	IND.	ATT	CMP	YDS	TD-I
A.Dalton	28	21	243	2-1	A.Luck	53	39	319	2-1
TOTALS	28	21	243	2-1	TOTALS	53	39	319	2-1

#### RECEIVING

CIN.	NO	YDS	LG	TD	IND.	NO	YDS	LG	TD
A.Green	6	92	38t	1	R.Grant	8	59	13	0
J.Mixon	5	54	21	0	J.Doyle	7	60	13	0
T.Eifert	3	44	29	0	N.Hines	7	33	17	0
T.Boyd	3	26	17	0	T.Hilton	5	46	13	1
G.Bernard	1	11	11	0	E.Ebron	4	51	26t	1
T.Kroft	1	9	9	0	J.Wilkins	3	21	8	0
C.Uzomah	1	4	4	0	C.Rogers	3	18	8	0
J.Ross	1	3	3t	1	Z.Pascal	1	18	18	0
					E.Swoope	1	13	13	0
TOTALS	21	243	38t	2	TOTALS	39	319	26t	2

#### DEFENSE

**Cincinnati** (press box stats) — **ST-AT-TT:** N.Vigil 11-0-11, C.Fejedelem 9-1-10, J.Bates 8-0-8, R.Glasgow 3-2-5, P.Brown 4-0-4, W.Jackson 4-0-4, H.Nickerson 4-0-4, G.Atkins 3-1-4, D.Kirkpatrick 3-0-3, D.Dennard 2-1-3, J.Evans 2-1-3, C.Dunlap 2-0-2, S.Williams 2-0-2, M.Johnson 1-0-1, A.Billings 0-1-1. **SKS.-YDS.:** C.Dunlap 1-8, G.Atkins 1-6. **INT.-YDS.:** P.Brown 1-2. **PD:** D.Kirkpatrick 3, P.Brown 1, D.Dennard 1, C.Dunlap 1. **FF:** C.Fejedelem 1. **FR-YDS.:** C.Fejedelem 1-83.

**Indianapolis** (press box stats) — **ST-AT-TT:** D.Leonard 6-3-9, C.Geathers 7-0-7, N.Hairston 6-0-6, A.Walker 5-0-5, M.Hooker 4-0-4, M.Hunt 3-0-3, A.Woods 0-3-3, M.Farley 2-0-2, K.Moore 2-0-2, S.Moore 2-0-2, D.Autry 1-0-1, A.Muhammad 1-0-1, J.Sheard 1-0-1, Q.Wilson 1-0-1. **SKS.-YDS.:** M.Hunt 2-14. **INT.-YDS.:** K.Moore 1-32. **PD:** K.Moore 1, J.Sheard 1. **FF:** M.Farley 1, C.Geathers 1. **FR-YDS.:** D.Leonard 1-0.

## WEEK 2, GAME 2

### Cincinnati Bengals 34, Baltimore Ravens 23 Thursday night, Sept. 13, 2018 at Paul Brown Stadium

The Bengals scored 28 first-half points, including TD passes by QB Andy Dalton on four of the team's first five possessions, and then held on late for the win. Three of Dalton's TDs went to WR A.J. Green, who had the first three-TD game of his decorated career. The Bengals held the Ravens without a sack despite 42 pass attempts by Dalton, who finished with a 107.7 passer rating. The Bengals' defense allowed 425 total yards, but it had four sacks and three takeaways. S Shawn Williams made perhaps the game's biggest play when he sacked Ravens QB Joe Flacco and forced a fumble the Bengals recovered with 2:52 left. K Randy Bullock's ensuing 40-yard FG extended the Bengals' lead to 11 and secured the win. The Bengals improved to 2-0, while the Ravens fell to 1-1.

SCORE BY PERIODS	1	2	3	4	OT	PTS.
Baltimore.....	0	14	3	6	—	23
Cincinnati.....	14	14	0	6	—	34

TEAM — SCORING PLAY	QTR-LEFT
Cin. — A.Green 4 pass from A.Dalton (R.Bullock kick).....	1-10:35
Cin. — A.Green 32 pass from A.Dalton (R.Bullock kick).....	1-6:26
Cin. — A.Green 7 pass from A.Dalton (R.Bullock kick).....	2-13:02
Balt. — J.Allen 1 run (J.Tucker kick).....	2-8:20
Cin. — T.Boyd 14 pass from A.Dalton (R.Bullock kick).....	2-2:58
Balt. — M.Andrews 1 pass from J.Flacco (J.Tucker kick).....	2-0:08
Balt. — J.Tucker 55 field goal.....	3-12:30
Balt. — J.Brown 21 pass from J.Flacco (pass failed).....	4-9:35
Cin. — R.Bullock 28 field goal.....	4-2:59
Cin. — R.Bullock 40 field goal.....	4-2:25

**Missed FGs:** None. **Attendance:** 50,018. **Time:** 3:26.

TEAM STATISTICS	BALT.	CIN.
First downs.....	28	24
Third down conversions-attempts.....	7-16	5-13
Total net yards.....	425	373
Net yards rushing.....	66	108
Net yards passing.....	359	265
Pass attempts-completions-interceptions.....	55-32-2	42-24-0
Sacks against-yards lost.....	4-17	0-0
Punts-average.....	3-56.3	6-40.2
Punt returns-yards.....	1-(-2)	2-24
Kickoff returns-yards.....	1-32	3-56
Penalties-yards.....	7-51	9-92
Fumbles-lost.....	2-1	1-0
Time of possession.....	28:10	31:50

#### RUSHING

BALT.	ATT	YDS	LG	TD	CIN.	ATT	YDS	LG	TD
A.Collins	9	35	14	0	J.Mixon	21	84	21	0
J.Allen	6	8	6	1	G.Bernard	6	27	11	0
J.Flacco	3	8	3	0	J.Ross	1	-3	-3	0
M.Williams	1	7	7	0					
L.Jackson	2	6	5	0					
C.Moore	1	2	2	0					
TOTALS	22	66	14	1	TOTALS	28	108	21	0

#### PASSING

BALT.	ATT	CMP	YDS	TD-I	CIN.	ATT	CMP	YDS	TD-I
J.Flacco	55	32	376	2-2	A.Dalton	42	24	265	4-0
TOTALS	55	32	376	2-2	TOTALS	42	24	265	4-0

#### RECEIVING

BALT.	NO	YDS	LG	TD	CIN.	NO	YDS	LG	TD
M.Crabtree	5	56	17	0	T.Boyd	6	91	27	1
W.Snead	5	54	19	0	A.Green	5	69	32t	3
J.Allen	5	36	16	0	G.Bernard	4	15	8	0
J.Brown	4	92	45	1	C.Uzomah	3	45	29	0
A.Collins	3	55	24	0	T.Eifert	2	23	16	0
M.Williams	3	31	25	0	T.Kroft	2	11	6	0
M.Andrews	3	17	11	1	J.Ross	1	8	8	0
N.Boyle	2	26	17	0	J.Mixon	1	3	3	0
C.Moore	2	9	5	0					
TOTALS	32	376	45	2	TOTALS	24	265	32t	4

#### DEFENSE

**Baltimore** (press box stats) — **ST-AT-TT:** T.Jefferson 6-3-9, P.Onwuasor 3-5-8, E.Weddle 6-1-7, M.Humphrey 5-2-7, K.Young 4-3-7, T.Young 4-0-4, M.Judon 3-0-3, B.Carr 2-1-3, C.Wormley 2-0-2, B.Urban 1-1-2, M.Pierce 0-2-2, B.Williams 0-2-2, P.Ricard 1-0-1, Z.Smith 1-0-1, T.Williams 0-1-1. **SKS.-YDS.:** None. **INT.-YDS.:** None. **PD:** T.Suggs 3, B.Carr 1, T.Jefferson 1, B.Urban 1, E.Weddle 1. **FF:** None. **FR-YDS.:** None.

**Cincinnati** (press box stats) — **ST-AT-TT:** N.Vigil 6-3-9, S.Williams 6-2-8, D.Dennard 6-2-8, H.Nickerson 5-3-8, J.Evans 4-2-6, G.Atkins 2-3-5, S.Hubbard 3-2-5, J.Bates 3-0-3, D.Kirkpatrick 2-1-3, R.Glasgow 2-0-2, C.Lawson 2-0-2, C.Dunlap 1-0-1, C.Fejedelem 1-0-1, W.Jackson 1-0-1, J.Willis 1-0-1. **SKS.-YDS.:** G.Atkins 2-6, S.Hubbard 1-11, S.Williams 1-0. **INT.-YDS.:** J.Bates 1-21, S.Williams 1-1. **PD:** C.Dunlap 3, W.Jackson 2, J.Bates 1, D.Kirkpatrick 1, H.Nickerson 1, N.Vigil 1, S.Williams 1, J.Willis 1. **FF:** S.Williams 1. **FR-YDS.:** J.Willis 1-0.

**WEEK 3, GAME 3****Carolina Panthers 31, Cincinnati Bengals 21**  
Sunday, Sept. 23, 2018 at Bank of America Stadium

The Bengals were minus-four in turnovers and surrendered 230 net rushing yards to the Panthers, including 184 to RB Christian McCaffrey. Panthers QB Cam Newton accounted for all four Carolina TDs (two rushing, two passing), despite being held to just 150 yards through the air. Several key Bengals were inactive due to injuries, including HB Joe Mixon (knee), C Billy Price (foot), RDE Michael Johnson (knee) and LB Preston Brown (ankle). In addition, during the game itself, WR A.J. Green (pelvis) and DT Ryan Glasgow (knee) both left in the second half with injuries. Andy Dalton passed for a season-high 352 yards and also two TDs, but three of his four INTs resulted in 17 Panthers points. WR Tyler Boyd led Cincinnati with 132 receiving yards and a TD, while TE Tyler Eifert, who battled injuries much of the last two seasons, recorded his most receptions (six) and receiving yards (74) in a game in nearly two years. The Bengals fell to 2-1 but kept a share of the lead in the AFC North, while the Panthers improved to 2-1.

SCORE BY PERIODS	1	2	3	4	OT	PTS.
Cincinnati.....	7	7	7	0	—	21
Carolina.....	7	14	7	3	—	31

TEAM — SCORING PLAY	QTR-LEFT
Cin. — G.Bernard 1 run (R.Bullock kick).....	1-7:40
Car. — C.Newton 2 run (G.Gano kick).....	1-3:02
Car. — D.Funchess 4 pass from C.Newton (G.Gano kick).....	2-12:03
Cin. — C.Uzomah 1 pass from A.Dalton (R.Bullock kick).....	2-6:59
Car. — C.Anderson 24 pass from C.Newton (G.Gano kick).....	2-2:47
Car. — C.Newton 5 run (G.Gano kick).....	3-5:34
Cin. — T.Boyd 27 pass from A.Dalton (R.Bullock kick).....	3-2:53
Car. — G.Gano 40 field goal.....	4-1:11

**Missed FGs:** R.Bullock (53W/L). **Attendance:** 72,161. **Time:** 3:07.

TEAM STATISTICS	CIN.	CAR.
First downs.....	25	23
Third down conversions-attempts.....	4-10	6-13
Total net yards.....	396	377
Net yards rushing.....	66	230
Net yards passing.....	330	147
Pass attempts-completions-interceptions.....	46-29-4	24-15-0
Sacks against-yards lost.....	2-22	1-3
Punts-average.....	3-44.0	4-41.3
Punt returns-yards.....	1-9	1-4
Kickoff returns-yards.....	0-0	0-0
Penalties-yards.....	4-36	3-17
Fumbles-lost.....	0-0	1-0
Time of possession.....	26:05	33:55

**RUSHING**

CIN.	ATT	YDS	LG	TD	CAR.	ATT	YDS	LG	TD
G.Bernard	12	61	23	1	C.McCaffrey	28	184	45	0
T.Boyd	1	5	5	0	C.Newton	10	36	12	2
					C.Anderson	2	9	6	0
					A.Armah	1	1	1	0
TOTALS	13	66	23	1	TOTALS	41	230	45	2

**PASSING**

CIN.	ATT	CMP	YDS	TD-I	CAR.	ATT	CMP	YDS	TD-I
A.Dalton	46	29	352	2-4	C.Newton	24	15	150	2-0
TOTALS	46	29	352	2-4	TOTALS	24	15	150	2-0

**RECEIVING**

CIN.	NO	YDS	LG	TD	CAR.	NO	YDS	LG	TD
T.Boyd	6	132	49	1	D.Funchess	4	67	27	1
T.Eifert	6	74	20	0	I.Thomas	3	20	18	0
A.Green	5	58	31	0	T.Smith	3	19	8	0
G.Bernard	5	25	8	0	C.McCaffrey	2	10	11	0
J.Ross	3	16	9	0	C.Anderson	1	24	24t	1
C.Uzomah	2	19	18	1	J.Wright	1	7	7	0
T.Kroft	1	16	16	0	D.Moore	1	3	3	0
J.Malone	1	12	12	0					
TOTALS	29	352	49	2	TOTALS	15	150	27	2

**DEFENSE**

**Cincinnati** (press box stats) — **ST-AT-TT:** N.Vigil 9-3-12, J.Bates 4-4-8, D.Kirkpatrick 5-2-7, H.Nickerson 4-3-7, C.Dunlap 4-2-6, D.Dennard 3-2-5, S.Williams 2-3-5, G.Atkins 0-5-5, R.Glasgow 1-3-4, J.Evans 1-2-3, S.Hubbard 2-0-2, W.Jackson 1-0-1, C.Lawson 1-0-1, V.Rey 1-0-1, J.Tupou 0-1-1, J.Willis 0-1-1. **SKS.-YDS.:** C.Dunlap 1-3. **INT.-YDS.:** None. **PD:** C.Dunlap 1, D.Kirkpatrick 1. **FF:** C.Dunlap 1. **FR-YDS.:** None.

**Carolina** (press box stats) — **ST-AT-TT:** S.Thompson 7-1-8, C.Jones 4-4-8, D.Jackson 7-0-7, M.Adams 4-1-5, L.Kuechly 3-2-5, J.Bradberry 3-1-4, K.Short 2-1-3, D.Mayo 0-2-2, D.Poe 0-2-2, M.Addison 1-0-1, V.Butler 1-0-1, B.Cox 1-0-1, E.Obada 1-0-1. **SKS.-YDS.:** M.Addison 1-12, E.Obada 1-10. **INT.-YDS.:** D.Jackson 2-0, L.Kuechly 1-0, E.Obada 1-0. **PD:** J.Bradberry 3, D.Jackson 2, L.Kuechly 1, E.Obada 1. **FF:** None. **FR-YDS.:** None.

**WEEK 4, GAME 4****Cincinnati Bengals 37, Atlanta Falcons 36**  
Sunday, Sept. 30, 2018 at Mercedes-Benz Stadium

The Bengals won a thriller on their first-ever visit to Mercedes-Benz Stadium. QB Andy Dalton led a dramatic 16-play, 75-yard drive in the game's final four minutes that ended with a 13-yard TD pass to WR A.J. Green with seven seconds left. Dalton completed seven of 12 passes for 65 yards and twice scrambled for another 13 yards rushing on the drive, which included one third-down conversion and two fourth-down conversions. For the game, Dalton completed 29 of 41 passes for 337 yards, three TDs and one INT (109.5 rating). WR Tyler Boyd had 100 yards receiving on a season-high 11 catches, including four that converted third downs and two on the final drive that converted fourth downs. The Cincinnati defense gave up 495 net yards in the shootout, and allowed Atlanta to convert 11 of 15 third downs. Bengals TE Tyler Eifert had four catches for 38 yards and a TD, but left the game in the third quarter with a serious ankle injury. The victory was the Bengals' first win in Atlanta since 1987. Cincinnati improved to 3-1, while the Falcons fell to 1-3.

SCORE BY PERIODS	1	2	3	4	OT	PTS.
Cincinnati.....	14	14	0	9	—	37
Atlanta.....	7	17	3	9	—	36

TEAM — SCORING PLAY	QTR-LEFT
Atl. — I.Smith 7 run (M.Bryant kick).....	1-10:27
Cin. — T.Eifert 15 pass from A.Dalton (R.Bullock kick).....	1-7:23
Cin. — G.Bernard 10 run (R.Bullock kick).....	1-0:12
Atl. — L.Paulsen 17 pass from M.Ryan (M.Bryant kick).....	2-11:03
Cin. — J.Ross 39 pass from A.Dalton (R.Bullock kick).....	2-8:11
Atl. — C.Ridley 11 pass from M.Ryan (M.Bryant kick).....	2-2:55
Cin. — G.Bernard 1 run (R.Bullock kick).....	2-0:44
Atl. — M.Bryant 55 field goal.....	2-0:00
Atl. — M.Bryant 28 field goal.....	3-11:22
Atl. — C.Ridley 30 pass from M.Ryan (pass failed).....	4-14:25
Cin. — R.Bullock 36 field goal.....	4-8:19
Atl. — M.Bryant 32 field goal.....	4-4:15
Cin. — A.Green 13 pass from A.Dalton (pass failed).....	4-0:07

**Missed FGs:** None. **Attendance:** 71,985. **Time:** 3:25.

TEAM STATISTICS	CIN.	ATL.
First downs.....	30	25
Third down conversions-attempts.....	7-12	11-15
Total net yards.....	407	495
Net yards rushing.....	99	92
Net yards passing.....	308	403
Pass attempts-completions-interceptions.....	41-29-1	39-29-0
Sacks against-yards lost.....	3-29	3-16
Punts-average.....	2-15.5	1-41.0
Punt returns-yards.....	1-13	0-0
Kickoff returns-yards.....	2-82	4-95
Penalties-yards.....	6-55	10-95
Fumbles-lost.....	0-0	0-0
Time of possession.....	30:38	29:22

**RUSHING**

CIN.	ATT	YDS	LG	TD	ATL.	ATT	YDS	LG	TD
G.Bernard	15	69	14	2	T.Coleman	14	51	9	0
A.Dalton	2	13	11	0	I.Smith	7	35	13	1
M.Walton	5	9	4	0	M.Ryan	2	5	4	0
A.Erickson	1	8	8	0	C.Ridley	1	1	1	0
TOTALS	23	99	14	2	TOTALS	24	92	13	1

**PASSING**

CIN.	ATT	CMP	YDS	TD-I	ATL.	ATT	CMP	YDS	TD-I
A.Dalton	41	29	337	3-1	M.Ryan	39	29	419	3-0
TOTALS	41	29	337	3-1	TOTALS	39	29	419	3-0

**RECEIVING**

CIN.	NO	YDS	LG	TD	ATL.	NO	YDS	LG	TD
T.Boyd	11	100	13	0	J.Jones	9	173	49	0
A.Green	4	78	38	1	M.Sanu	6	111	36	0
T.Eifert	4	38	15t	1	C.Ridley	4	54	30t	2
G.Bernard	4	27	17	0	T.Coleman	3	26	15	0
J.Ross	2	52	39t	1	I.Smith	3	13	5	0
M.Walton	2	28	24	0	A.Hooper	1	19	19	0
A.Erickson	1	8	8	0	L.Paulsen	1	17	17t	1
C.Uzomah	1	6	6	0	J.Hardy	1	4	4	0
					M.Hall	1	2	2	0
TOTALS	29	337	39t	3	TOTALS	29	419	49	3

**DEFENSE**

**Cincinnati** (press box stats) — **ST-AT-TT:** N.Vigil 8-0-8, J.Bates 7-1-8, P.Brown 4-2-6, D.Dennard 5-0-5, G.Atkins 4-1-5, W.Jackson 3-1-4, S.Williams 2-2-4, A.Billings 3-0-3, C.Dunlap 3-0-3, J.Evans 2-1-3, C.Fejedelem 2-0-2, H.Nickerson 1-1-2, S.Hubbard 1-0-1, D.Kirkpatrick 1-0-1, C.Lawson 1-0-1, M.Johnson 0-1-1. **SKS.-YDS.:** C.Lawson 1-7, G.Atkins 1-5, C.Dunlap 1-4. **INT.-YDS.:** None. **PD:** D.Dennard 1, T.McRae 1. **FF:** None. **FR-YDS.:** None.

**Atlanta** (press box stats) — **ST-AT-TT:** D.Kazee 7-0-7, D.Trufant 6-1-7, D.Campbell 5-0-5, B.Poole 3-2-5, D.Riley 3-2-5, I.Oliver 4-0-4, R.Alford 3-1-4, J.Crawford 3-1-4, G.Jarrett 2-1-3, T.McKinley 2-1-3, F.Oluokun 2-1-3, B.Wreh-Wilson 2-0-2, V.Beasley 1-0-1, B.Reed 1-0-1, D.Senat 1-0-1, S.Means 0-1-1. **SKS.-YDS.:** T.McKinley 2-5-24, J.Crawford 0-5-5. **INT.-YDS.:** D.Kazee 1-23. **PD:** D.Trufant 2, R.Alford 1, V.Beasley 1, D.Kazee 1, I.Oliver 1. **FF:** None. **FR-YDS.:** None.



**WEEK 5, GAME 5****Cincinnati Bengals 27, Miami Dolphins 17**  
Sunday, Oct. 7, 2018 at Paul Brown Stadium

Cincinnati rallied from a 17-0 deficit, scoring 27 unanswered points, including 24 in the fourth quarter. It was just the eighth time in Bengals history that the team rallied from a deficit of 17 or more points to win. It also was just the fourth time in team history that the Bengals scored 24 or more points in a fourth quarter (all wins). Bengals QB Andy Dalton led a nine-play, 67-yard drive that resulted in a 20-yard FG and a 20-17 lead with 3:30 left. It was his 23rd career game-winning drive, which set a new franchise mark. The Bengals' defense was stout overall. Miami gained just 297 yards, converted only four of 13 third downs (30.8 percent), scored just 10 points and never ran a play from scrimmage in the red zone. The Bengals' defensive line harassed Dolphins QB Ryan Tannehill repeatedly and was responsible for 14 of the team's 24 fourth-quarter points. DE Michael Johnson returned a Tannehill INT 22 yards for a TD with 11:43 left to tie the game 17-17. Then, after the Bengals took 20-17 lead, DE Sam Hubbard recovered a Tannehill fumble and returned it 19 yards for a TD with 2:37 left to put the game out of reach. It was the first time in Bengals history that two Bengals defensive linemen scored a TD in the same game, and the first time that two defensive linemen scored in the same quarter of an NFL game since Dec. 10, 1989. WR A.J. Green had 112 yards receiving on six catches. It was his 32nd career game with 100 or more yards receiving, setting a new mark for most in team history. The Bengals improved to 4-1, while the Dolphins fell to 3-2.

SCORE BY PERIODS	1	2	3	4	OT	PTS.
Miami	0	14	3	0	—	17
Cincinnati	0	0	3	24	—	27

TEAM — SCORING PLAY	QTR.-LEFT
Mia. — K.Drake 22 pass from R.Tannehill (J.Sanders kick)	2-7:22
Mia. — J.Grant 71 punt return (J.Sanders kick)	2-0:23
Mia. — J.Sanders 42 field goal	3-9:25
Cin. — R.Bullock 51 field goal	3-5:07
Cin. — J.Mixon 18 pass from A.Dalton (R.Bullock kick)	4-14:54
Cin. — M.Johnson 22 interception return (R.Bullock kick)	4-11:43
Cin. — R.Bullock 20 field goal	4-3:30
Cin. — S.Hubbard 19 fumble return (R.Bullock kick)	4-2:37

**Missed FGs:** R.Bullock (37B). **Attendance:** 52,708. **Time:** 3:02.

TEAM STATISTICS	MIA.	CIN.
First downs	17	17
Third down conversions-attempts	4-13	2-11
Total net yards	297	332
Net yards rushing	128	103
Net yards passing	169	229
Pass attempts-completions-interceptions	35-20-2	30-20-1
Sacks against-yards lost	3-16	2-19
Punts-average	5-41.8	4-43.3
Punt returns-yards	3-85	2-19
Kickoff returns-yards	3-89	0-0
Penalties-yards	9-85	6-47
Fumbles-lost	1-1	0-0
Time of possession	29:25	30:35

**RUSHING**

MIA.	ATT	YDS	LG	TD	CIN.	ATT	YDS	LG	TD
F.Gore	12	63	10	0	J.Mixon	22	93	31	0
K.Drake	6	46	25	0	A.Dalton	4	10	7	0
R.Tannehill	3	17	9	0					
K.Ballage	1	2	2	0					
TOTALS	22	128	25	0	TOTALS	26	103	31	0

**PASSING**

MIA.	ATT	CMP	YDS	TD-I	CIN.	ATT	CMP	YDS	TD-I
R.Tannehill	35	20	185	1-2	A.Dalton	30	20	248	1-1
TOTALS	35	20	185	1-2	TOTALS	30	20	248	1-1

**RECEIVING**

MIA.	NO	YDS	LG	TD	CIN.	NO	YDS	LG	TD
K.Drake	7	69	22t	1	A.Green	6	112	23	0
A.Wilson	5	43	16	0	T.Boyd	4	44	31	0
D.Amendola	3	30	16	0	A.Erickson	3	24	10	0
M.Gesicki	3	26	16	0	J.Mixon	3	22	18t	1
K.Stills	2	17	13	0	C.Uzomah	2	43	25	0
					M.Walton	2	3	2	0
TOTALS	20	185	22	1	TOTALS	20	248	31	1

**DEFENSE**

**Miami** (press box stats) — **ST-AT-TT:** R.Jones 7-1-8, J.Baker 6-0-6, R.McMillan 4-2-6, T.McDonald 3-3-6, M.Fitzpatrick 4-1-5, T.McTyler 3-2-5, K.Alonso 4-0-4, C.Harris 2-1-3, V.Taylor 2-0-2, D.Godchaux 1-1-2, R.Quinn 1-1-2, C.Malveaux 0-2-2, J.Woodard 1-0-1, X.Howard 0-1-1, S.Anthony 0-1-1. **SKS-YDS:** J.Baker 2-19. **INT-YDS:** K.Alonso 1-15. **PD:** R.Jones 2, K.Alonso 1, X.Howard 1. **FF:** None. **FR-YDS:** None.

**Cincinnati** (press box stats) — **ST-AT-TT:** N.Vigil 7-2-9, V.Burfict 4-3-7, J.Bates 4-1-5, S.Williams 2-2-4, P.Brown 3-0-3, S.Hubbard 3-0-3, G.Atkins 2-1-3, D.Dennard 2-1-3, C.Dunlap 2-1-3, M.Johnson 2-1-3, J.Willis 1-2-3, D.Kirkpatrick 2-0-2, J.Evans 1-0-1, W.Jackson 1-0-1, C.Lawson 0-1-1, A.Washington 0-1-1. **SKS-YDS:** G.Atkins 2-16, C.Dunlap 1-0. **INT-YDS:** M.Johnson 1-22, J.Bates 1-0. **PD:** W.Jackson 2, D.Kirkpatrick 2, J.Bates 1, S.Hubbard 1, M.Johnson 1, N.Vigil 1. **FF:** C.Dunlap 1. **FR-YDS:** S.Hubbard 1-19.

**WEEK 6, GAME 6****Pittsburgh Steelers 28, Cincinnati Bengals 21**  
Sunday, Oct. 14, 2018 at Paul Brown Stadium

QB Andy Dalton led the Bengals on a nine-play, 75-yard drive that culminated in a go-ahead TD by HB Joe Mixon with 1:18 to play, but Steelers QB Ben Roethlisberger countered with a seven-play, 77-yard drive of his own in the waning moments, capped by a 31-yard TD by WR Antonio Brown that gave Pittsburgh its sixth straight win in Cincinnati. The Bengals' defense was hit hard by injuries during the game, as S Shawn Williams (concussion), CB Darqueze Dennard (shoulder) and LB Nick Vigil (knee) all left the contest and did not return, while several other defenders missed time. The Steelers took advantage, totaling 481 yards behind a 100-yard rusher in RB James Conner and two 100-yard receivers in Brown and WR JuJu Smith-Schuster. The Bengals' offense, which was without C Billy Price (foot), TE Tyler Kroft (foot), WR John Ross III (groin) and HB Giovani Bernard (knee), was led by Dalton (92.3 passer rating) and Pittsburgh native Tyler Boyd, who recorded the first two-TD game of his career. The contest also marked the first time in 98 Bengals-Steelers meetings (including postseason) that neither team committed a turnover. Late in the game, Dalton moved into second place on the Bengals' all-time passing yardage list, ahead of QB Boomer Esiason (27,149), and P Kevin Huber took over the Bengals' career lead in punting yards, ahead of P Lee Johnson (32,196). The Bengals fell to 4-2, while the Steelers improved to 3-2-1.

SCORE BY PERIODS	1	2	3	4	OT	PTS.
Pittsburgh	0	14	3	11	—	28
Cincinnati	7	7	0	7	—	21

TEAM — SCORING PLAY	QTR.-LEFT
Cin. — T.Boyd 2 pass from A.Dalton (R.Bullock kick)	1-4:36
Pitt. — J.Conner 1 run (C.Boswell kick)	2-14:33
Pitt. — J.Conner 1 run (C.Boswell kick)	2-1:07
Cin. — T.Boyd 14 pass from A.Dalton (R.Bullock kick)	2-0:19
Pitt. — C.Boswell 21 field goal	3-6:53
Pitt. — C.Boswell 24 field goal	4-3:32
Cin. — J.Mixon 4 run (R.Bullock kick)	4-1:18
Pitt. — A.Brown 31 pass from B.Roethlisberger (B.Roethlisberger-J.Smith-Schuster pass)	4-0:10

**Missed FGs:** None. **Attendance:** 60,594. **Time:** 3:08.

TEAM STATISTICS	PITT.	CIN.
First downs	26	19
Third down conversions-attempts	8-14	6-12
Total net yards	481	275
Net yards rushing	112	62
Net yards passing	369	213
Pass attempts-completions-interceptions	46-32-0	42-26-0
Sacks against-yards lost	0-0	3-16
Punts-average	4-43.0	6-45.0
Punt returns-yards	2-22	1-6
Kickoff returns-yards	2-48	3-122
Penalties-yards	9-69	6-30
Fumbles-lost	1-0	0-0
Time of possession	34:56	25:04

**RUSHING**

PITT.	ATT	YDS	LG	TD	CIN.	ATT	YDS	LG	TD
J.Conner	19	111	26	2	J.Mixon	11	64	17	1
S.Ridley	1	2	2	0	M.Walton	2	-2	-1	0
B.Roethlisberger	1	-1	-1	0					
TOTALS	21	112	26	2	TOTALS	13	62	17	1

**PASSING**

PITT.	ATT	CMP	YDS	TD-I	CIN.	ATT	CMP	YDS	TD-I
B.Roethlisberger	46	32	369	1-0	A.Dalton	42	26	229	2-0
TOTALS	46	32	369	1-0	TOTALS	42	26	229	2-0

**RECEIVING**

PITT.	NO	YDS	LG	TD	CIN.	NO	YDS	LG	TD
J.Smith-Schuster	7	111	29	0	A.Green	7	85	23	0
V.McDonald	7	68	26	0	T.Boyd	7	62	16	2
A.Brown	5	105	48	1	C.Uzomah	6	54	13	0
J.James	5	26	9	0	J.Mixon	4	20	8	0
J.Conner	4	18	8	0	A.Erickson	2	8	6	0
X.Grimble	2	35	22	0					
R.Switzer	1	7	7	0					
B.Roethlisberger	1	-1	-1	0					
TOTALS	32	369	48	1	TOTALS	26	229	23	2

**DEFENSE**

**Pittsburgh** (press box stats) — **ST-AT-TT:** V.Williams 6-1-7, C.Sutton 5-0-5, M.Hilton 4-1-5, J.Hargrave 2-3-5, S.Tuitt 1-4-5, T.Edmunds 3-0-3, J.Haden 3-0-3, B.Dupree 2-0-2, J.Bostic 1-1-2, T.Watt 1-1-2, A.Burns 1-0-1, S.Davis 1-0-1, T.Alualu 0-1-1. **SKS-YDS:** S.Tuitt 1-7, J.Hargrave 1-5, V.Williams 1-4. **INT-YDS:** None. **PD:** J.Haden 2, J.Bostic 1, M.Hilton 1, C.Sutton 1, T.Watt 1. **FF:** None. **FR-YDS:** None.

**Cincinnati** (press box stats) — **ST-AT-TT:** J.Bates 4-6-10, V.Burfict 4-4-8, P.Brown 3-5-8, D.Dennard 4-0-4, C.Dunlap 2-2-4, C.Fejedelem 2-2-4, M.Johnson 2-2-4, W.Jackson 2-1-3, H.Nickerson 1-2-3, D.Phillips 2-0-2, J.Evans 1-1-2, S.Hubbard 1-1-2, T.McRae 1-1-2, V.Rey 1-1-2, S.Williams 1-1-2, A.Billings 0-2-2, J.Willis 1-0-1, G.Atkins 0-1-1. **SKS-YDS:** None. **INT-YDS:** None. **PD:** V.Burfict 2, P.Brown 1, D.Kirkpatrick 2, W.Jackson 1, S.Williams 1. **FF:** D.Phillips 1. **FR-YDS:** None.

**WEEK 7, GAME 7****Kansas City Chiefs 45, Cincinnati Bengals 10**  
Sunday night, Oct. 21, 2018 at Arrowhead Stadium

Few doubted that defeating the Chiefs at Arrowhead would be challenging, particularly with respect to holding Kansas City's offense in check, and that definitely proved to be the case in the contest, which was flexed from 1 p.m. into the Sunday night primetime spot. The Chiefs rolled for 551 yards of offense against the Bengals, the most by a Cincinnati opponent since Cleveland totaled 554 in a 51-45 Browns win at Cleveland Browns Stadium in Game 2 of the 2007 season. QB Patrick Mahomes completed 28 of 39 passes for 358 yards, four TDs and one INT for a 123.7 passer rating for the Chiefs, who totaled 33 first downs and did not punt in the game. The Chiefs also had 198 yards rushing, including 45 by Mahomes. Cincinnati's offense was unable to sustain drives against Kansas City. The Bengals totaled just 239 yards — their lowest output of the season — and had just one drive longer than 50 yards. The 35-point losing margin was Cincinnati's largest since the team lost 37-0 to the N.Y. Jets at The Meadowlands in the 2009 season finale, and the Chiefs' 45 points were the most scored against the Bengals since the Buffalo Bills won 49-31 at Paul Brown Stadium in Game 10 of the 2010 season. The Bengals fell to 4-3, while the Chiefs improved to 5-1.

SCORE BY PERIODS	1	2	3	4	OT	PTS.
Cincinnati.....	0	7	3	0	—	10
Kansas City.....	7	17	14	7	—	45

TEAM — SCORING PLAY	QTR.-LEFT
K.C. — K.Hunt 6 pass from P.Mahomes (H.Butker kick).....	1-8:08
K.C. — K.Hunt 15 pass from P.Mahomes (H.Butker kick).....	2-13:18
Cin. — C.Uzomah 4 pass from A.Dalton (R.Bullock kick).....	2-7:25
K.C. — D.Harris 17 pass from P.Mahomes (H.Butker kick).....	2-1:55
K.C. — H.Butker 26 field goal.....	2-0:08
K.C. — K.Hunt 2 run (H.Butker kick).....	3-11:19
K.C. — R.Parker 33 interception return (H.Butker kick).....	3-11:10
Cin. — R.Bullock 33 field goal.....	3-6:16
K.C. — T.Hill 3 pass from P.Mahomes (H.Butker kick).....	4-12:50

**Missed FGs:** H.Butker (53WL). **Attendance:** 75,676. **Time:** 3:04.

TEAM STATISTICS	CIN.	K.C.
First downs.....	15	33
Third down conversions-attempts.....	4-11	9-12
Total net yards.....	239	551
Net yards rushing.....	65	198
Net yards passing.....	174	353
Pass attempts-completions-interceptions.....	33-19-1	39-28-1
Sacks against-yards lost.....	2-13	2-5
Punts-average.....	5-51.6	0-0.0
Punt returns-yards.....	0-0	4-21
Kickoff returns-yards.....	3-65	1-23
Penalties-yards.....	8-58	8-50
Fumbles-lost.....	2-0	2-0
Time of possession.....	26:17	33:43

RUSHING									
CIN.	ATT	YDS	LG	TD	K.C.	ATT	YDS	LG	TD
J.Mixon	13	50	20	0	K.Hunt	15	86	21	1
M.Walton	4	10	3	0	S.Ware	8	59	34	0
J.Driskel	1	5	5	0	P.Mahomes	4	45	23	0
C.Fejedelem	1	0	0	0	T.Hill	2	8	6	0
TOTALS	19	65	20	0	TOTALS	29	198	34	1

PASSING									
CIN.	ATT	CMP	YDS	TD-I	K.C.	ATT	CMP	YDS	TD-I
A.Dalton	29	15	148	1-1	P.Mahomes	39	28	358	4-1
J.Driskel	4	4	39	0-0					
TOTALS	33	19	187	1-1	TOTALS	39	28	358	4-1

RECEIVING									
CIN.	NO	YDS	LG	TD	K.C.	NO	YDS	LG	TD
A.Green	7	117	31	0	T.Hill	7	68	27	1
C.Core	3	30	18	0	T.Kelce	5	95	43	0
T.Boyd	3	27	13	0	K.Hunt	5	55	15t	2
J.Mixon	3	1	3	0	S.Watkins	4	74	50	0
C.Uzomah	2	13	9	1	S.Ware	3	30	22	0
A.Erickson	1	-1	-1	0	D.Robinson	2	13	9	0
					D.Harris	1	17	17t	1
					C.Conley	1	6	6	0
TOTALS	19	187	31	1	TOTALS	28	358	50	4

**DEFENSE**

**Cincinnati** (press box stats) — **ST-AT-TT:** S.Williams 10-3-13, J.Bates 7-5-12, J.Evans 4-2-6, A.Billings 5-0-5, P.Brown 3-2-5, D.Kirkpatrick 2-2-4, V.Burfit 2-0-2, D.Phillips 2-0-2, J.Willis 2-0-2, C.Dunlap 1-1-2, W.Jackson 1-1-2, S.Hubbard 1-0-1, T.McRae 1-0-1, G.Atkins 0-1-1, C.Lawson 0-1-1. **SKS-YDS.:** A.Billings 1-4, C.Dunlap 1-1. **INT.-YDS.:** S.Williams 1-21. **PD:** W.Jackson 2, S.Williams 1. **FF:** None. **FR-YDS.:** None.

**Kansas City** (press box stats) — **ST-AT-TT:** O.Scandrick 5-1-6, D.O'Daniel 4-0-4, K.Fuller 3-0-3, A.Hitchens 3-0-3, C.Jones 3-0-3, D.Nnadi 3-0-3, J.Lucas 2-1-3, R.Ragland 2-1-3, D.Ford 2-0-2, J.Shaw 2-0-2, X.Williams 2-0-2, A.Bailey 1-1-2, B.Speaks 1-1-2, E.Murray 1-0-1, S.Nelson 1-0-1, R.Parker 1-0-1, C.Ward 1-0-1, Te.Smith 0-1-1. **SKS-YDS.:** C.Jones 1-11, D.Ford 1-2. **INT.-YDS.:** R.Parker 1-33. **PD:** S.Nelson 2, K.Fuller 1, R.Parker 1, O.Scandrick 1. **FF:** D.Ford 1. **FR-YDS.:** None.

**WEEK 8, GAME 8****Cincinnati Bengals 37, Tampa Bay Buccaneers 34**  
Sunday, Oct. 28, 2018 at Paul Brown Stadium

Bengals QB Andy Dalton led an eight-play, 50-yard drive in the final minute that ended with a FG on the game's final play for the win. Cincinnati had leads of 21-0, 27-9 and 34-16 in the first three quarters before Tampa Bay benched QB Jameis Winston after his fourth INT, a pick-six to Bengals S Jessie Bates III. Backup QB Ryan Fitzpatrick, a former Bengal, replaced Winston and led the Bucs to 18 unanswered points to tie the game 34-34 with 1:05 left before the Bengals' final march. Dalton completed 21 of 34 passes for 280 yards, two TDs and a 107.5 passer rating, while HB Joe Mixon rushed for 123 yards and two TDs on 21 carries. The Bengals improved to 5-3, while the Buccaneers fell to 3-4.

SCORE BY PERIODS	1	2	3	4	OT	PTS.
Tampa Bay.....	0	9	7	18	—	34
Cincinnati.....	7	20	7	3	—	37

TEAM — SCORING PLAY	QTR.-LEFT
Cin. — J.Mixon 1 run (R.Bullock kick).....	1-3:04
Cin. — T.Boyd 9 pass from A.Dalton (R.Bullock kick).....	2-10:04
Cin. — J.Mixon 8 run (R.Bullock kick).....	2-5:07
T.B. — D.Jackson 60 pass from J.Winston (kick failed).....	2-4:36
Cin. — A.Green 17 pass from A.Dalton (kick failed).....	2-2:34
T.B. — C.Catanzaro 25 field goal.....	2-0:03
T.B. — P.Barber 1 run (C.Catanzaro kick).....	3-9:18
Cin. — J.Bates 21 interception return (R.Bullock kick).....	3-2:10
T.B. — C.Catanzaro 38 field goal.....	4-12:54
T.B. — M.Evans 72 pass from R.Fitzpatrick (C.Catanzaro kick).....	4-9:57
T.B. — O.Howard 18 pass from R.Fitzpatrick (R.Fitzpatrick to C.Godwin pass).....	4-1:05
Cin. — R.Bullock 44 field goal.....	4-0:00

**Missed FGs:** None. **Attendance:** 45,134. **Time:** 3:23.

TEAM STATISTICS	T.B.	CIN.
First downs.....	29	21
Third down conversions-attempts.....	10-18	5-13
Total net yards.....	576	402
Net yards rushing.....	126	138
Net yards passing.....	450	264
Pass attempts-completions-interceptions.....	50-29-4	34-21-0
Sacks against-yards lost.....	6-20	2-16
Punts-average.....	3-49.7	6-43.8
Punt returns-yards.....	1-8	2-29
Kickoff returns-yards.....	0-0	2-31
Penalties-yards.....	11-75	4-46
Fumbles-lost.....	1-0	0-0
Time of possession.....	35:59	24:01

RUSHING									
T.B.	ATT	YDS	LG	TD	CIN.	ATT	YDS	LG	TD
P.Barber	19	85	16	1	J.Mixon	21	123	43	2
J.Winston	3	18	9	0	A.Dalton	3	10	8	0
R.Fitzpatrick	1	18	18	0	M.Walton	2	7	4	0
J.Rodgers	1	4	4	0	T.Boyd	1	-2	-2	0
D.Jackson	1	4	4	0					
R.Jones	2	-3	1	0					
TOTALS	27	126	18	1	TOTALS	27	138	43	2

PASSING									
T.B.	ATT	CMP	YDS	TD-I	CIN.	ATT	CMP	YDS	TD-I
J.Winston	35	18	276	1-4	A.Dalton	34	21	280	2-0
R.Fitzpatrick	15	11	194	2-0					
TOTALS	50	29	470	3-4	TOTALS	34	21	280	2-0

RECEIVING									
T.B.	NO	YDS	LG	TD	CIN.	NO	YDS	LG	TD
A.Humphries	7	76	17	0	T.Boyd	9	138	28	1
M.Evans	6	179	72t	1	A.Green	5	76	23	1
O.Howard	4	68	20	1	J.Mixon	3	15	9	0
J.Rodgers	4	25	10	0	J.Franks	1	32	32	0
D.Jackson	3	68	60t	1	M.Walton	1	10	10	0
C.Godwin	2	32	20	0	A.Erickson	1	5	5	0
C.Brake	1	13	13	0	M.Lengel	1	4	4	0
J.Watson	1	5	5	0					
R.Jones	1	4	4	0					
TOTALS	29	470	72	3	TOTALS	21	280	32	2

**DEFENSE**

**Tampa Bay** (press box stats) — **ST-AT-TT:** J.Evans 6-2-8, L.David 3-5-8, B.Grimes 3-2-5, J.Whitehead 4-0-4, A.Adams 2-1-3, C.Nassib 2-1-3, J.Pierre-Paul 2-1-3, A.Taylor 1-2-3, B.Allen 2-0-2, D.Bond 2-0-2, C.Davis 2-0-2, Dev.Harris 2-0-2, I.Johnson 2-0-2, M.Stewart 2-0-2, R.Nunez-Roches 1-0-1, W.Gholston 0-1-1, V.Vea 0-1-1. **SKS-YDS.:** J.Pierre-Paul 2-16. **INT.-YDS.:** None. **PD:** A.Adams 1, C.Davis 1, B.Grimes 1. **FF:** None. **FR-YDS.:** None.

**Cincinnati** (press box stats) — **ST-AT-TT:** J.Evans 7-4-11, P.Brown 5-2-7, S.Williams 5-2-7, J.Bates 4-2-6, D.Kirkpatrick 5-0-5, D.Phillips 5-0-5, C.Dunlap 4-1-5, S.Hubbard 3-2-5, M.Johnson 2-3-5, W.Jackson 3-0-3, A.Washington 1-2-3, A.Billings 2-0-2, J.Willis 1-1-2, J.Tupou 1-0-1, G.Atkins 0-1-1. **SKS-YDS.:** C.Dunlap 2-6, J.Evans 1-5-0, A.Washington 1-8, S.Hubbard 1-6, M.Johnson 0-5-0. **INT.-YDS.:** S.Williams 1-29, J.Bates 1-21, P.Brown 1-18, J.Evans 1-7. **PD:** J.Bates 2, S.Williams 2, P.Brown 1, J.Evans 1, S.Hubbard 1, W.Jackson 1, D.Kirkpatrick 1, M.Johnson 1, D.Phillips 1. **FF:** None. **FR-YDS.:** None.

**WEEK 10, GAME 9****New Orleans Saints 51, Cincinnati Bengals 14**  
Sunday, Nov. 11, 2018 at Paul Brown Stadium

New Orleans rolled for 509 net yards, including 244 net yards rushing, in the disappointing home loss for Cincinnati. Saints QB Drew Brees played a near perfect game, completing 22 of 25 passes for 265 yards, three TDs and no INTs for a 150.4 passer rating, and the Saints scored on their first nine possessions. The Bengals played without five starters who were inactive due to injuries, including WR A.J. Green (toe). It was the third straight game in which the Bengals had given up more than 500 yards, an NFL first. The Bengals relieved defensive coordinator Teryl Austin of his duties the following day. Cincinnati fell to 5-4, while New Orleans improved to 8-1 with the win, its eighth straight.

SCORE BY PERIODS	1	2	3	4	OT	PTS.
New Orleans .....	7	28	10	6	—	51
Cincinnati .....	7	0	0	7	—	14

TEAM — SCORING PLAY	QTR-LEFT
N.O. — M.Thomas 7 pass from D.Brees (W.Lutz kick) .....	1-6:30
Cin. — J.Ross 2 pass from A.Dalton (R.Bullock kick) .....	1-1:56
N.O. — M.Ingram 28 pass from D.Brees (W.Lutz kick) .....	2-13:33
N.O. — A.Kamara 4 run (W.Lutz kick) .....	2-5:34
N.O. — A.Kamara 1 run (W.Lutz kick) .....	2-1:22
N.O. — M.Thomas 17 pass from D.Brees (W.Lutz kick) .....	2-0:02
N.O. — W.Lutz 29 field goal .....	3-9:04
N.O. — D.Brees 1 run (W.Lutz kick) .....	3-2:25
N.O. — W.Lutz 42 field goal .....	4-10:41
N.O. — W.Lutz 41 field goal .....	4-7:17
Cin. — J.Driskel 27 run (R.Bullock kick) .....	4-4:42

**Missed FGs:** None. **Attendance:** 52,492. **Time:** 2:44.

TEAM STATISTICS	N.O.	CIN.
First downs .....	33	13
Third down conversions-attempts .....	7-12	0-6
Total net yards .....	509	284
Net yards rushing .....	244	110
Net yards passing .....	265	174
Pass attempts-completions-interceptions .....	27-22-0	23-14-2
Sacks against-yards lost .....	0-0	4-24
Punts-average .....	0-0.0	4-39.3
Punt returns-yards .....	1-2	0-0
Kickoff returns-yards .....	0-0	6-107
Penalties-yards .....	1-5	4-26
Fumbles-lost .....	0-0	0-0
Time of possession .....	39:46	20:14

**RUSHING**

N.O.	ATT	YDS	LG	TD	CIN.	ATT	YDS	LG	TD
M.Ingram	13	104	33	0	J.Mixon	11	61	14	0
A.Kamara	12	56	14	2	J.Driskel	2	35	27t	1
D.Washington	11	47	20	0	A.Dalton	1	8	8	0
T.Hill	4	24	8	0	G.Bernard	2	6	4	0
Z.Line	2	13	9	0					
D.Brees	2	3	2	1					
T.Bridgewater	3	-3	-1	0					
TOTALS	47	244	33	3	TOTALS	16	110	27t	1

**PASSING**

N.O.	ATT	CMP	YDS	TD-I	CIN.	ATT	CMP	YDS	TD-I
D.Brees	25	22	265	3-0	A.Dalton	20	12	153	1-2
T.Hill	1	0	0	0-0	J.Driskel	3	2	45	0-0
T.Bridgewater	1	0	0	0-0					
TOTALS	27	22	265	3-0	TOTALS	23	14	198	1-2

**RECEIVING**

N.O.	NO	YDS	LG	TD	CIN.	NO	YDS	LG	TD
M.Thomas	8	70	17t	2	T.Boyd	3	65	36	0
A.Kamara	4	46	19	0	C.Uzomah	3	23	10	0
M.Ingram	3	58	28t	1	J.Ross	2	39	37	1
K.Kirkwood	2	45	42	0	G.Bernard	2	30	26	0
D.Arnold	2	25	23	0	J.Mixon	2	24	17	0
A.Carr	2	20	12	0	C.Core	2	17	11	0
B.Watson	1	1	1	0					
TOTALS	22	265	42	3	TOTALS	14	198	37	1

**DEFENSE**

**New Orleans** (press box stats) — **ST-AT-TT:** A.Anzalone 4-1-5, D.Davis 3-2-5, M.Williams 3-1-4, E.Apple 3-0-3, A.Okafor 3-0-3, D.Onyemata 0-3-3, V.Bell 2-0-2, S.Rankins 2-0-2, K.Crawley 1-0-1, J.Hardee 1-0-1, C.Jordan 1-0-1, C.Robertson 1-0-1, J.Robinson 1-0-1, P.Williams 1-0-1, T.Davison 0-1-1, T.Hendrickson 0-1-1, A.Klein 0-1-1, M.Lattimore 0-1-1. **SKS-YDS:** A.Anzalone 1-9, S.Rankins 1-7, A.Okafor 1-6, C.Jordan 1-2. **INT.-YDS:** M.Williams 1-78, E.Apple 1-29. **PD:** E.Apple 2, C.Banjo 1, K.Crawley 1, M.Williams 1. **FF:** None. **FR-YDS:** None.

**Cincinnati** (press box stats) — **ST-AT-TT:** J.Bates 4-7-11, S.Williams 6-4-10, P.Brown 5-4-9, J.Evans 5-3-8, D.Kirkpatrick 4-1-5, J.Tupou 3-2-5, W.Jackson 3-1-4, G.Atkins 2-2-4, C.Fejedelem 3-0-3, M.Jefferson 1-2-3, D.Phillips 2-0-2, A.Billings 1-1-2, C.Dunlap 1-1-2, A.Washington 1-1-2, S.Hubbard 0-2-2, V.Rey 0-2-2, K.Russell 0-2-2, M.Johnson 1-0-1, J.Willis 0-1-1, B.Wilson 0-1-1. **SKS-YDS:** None. **INT.-YDS:** None. **PD:** P.Brown 1. **FF:** None. **FR-YDS:** None.

**WEEK 11, GAME 10****Baltimore Ravens 24, Cincinnati Bengals 21**  
Sunday, Nov. 18, 2018 at M&T Bank Stadium

Bengals head coach Marvin Lewis took over as defensive coordinator in the game, and while the change didn't produce immediate dramatic results with respect to yardage given up — the Ravens gained 403 total yards — Lewis and Bengals players left the game optimistic that the defense was headed in the right direction. Cincinnati played without seven-time Pro Bowl WR A.J. Green for the second straight game, and his absence was noticeable, as the Bengals totaled just 255 net yards against a Ravens defense that entered the game No. 2 in the NFL in both yards and points allowed. QB Andy Dalton completed 19 of 36 passes for 211 yards, two TDs and no INTs, WR Tyler Boyd converted key third downs on all four of his receptions (for 71 yards), and WR John Ross III caught a contested 22-yard TD. But Cincinnati totaled just 48 net yards rushing, while giving up 265 to Baltimore, including 117 to Ravens rookie QB Lamar Jackson, who was making his first NFL start. The Bengals had an opportunity to tie or go ahead when they received their last possession with 2:45 left, but a Dalton pass to WR Cody Core on fourth-and-three with 1:46 left was incomplete. Both teams left the game with 5-5 records.

SCORE BY PERIODS	1	2	3	4	OT	PTS.
Cincinnati .....	0	7	14	0	—	21
Baltimore .....	7	6	8	3	—	24

TEAM — SCORING PLAY	QTR-LEFT
Balt. — A.Collins 7 run (J.Tucker kick) .....	1-7:31
Cin. — J.Mixon 1 run (R.Bullock kick) .....	2-12:57
Balt. — J.Tucker 28 field goal .....	2-1:46
Balt. — J.Tucker 56 field goal .....	2-0:00
Cin. — M.Lengel 4 pass from A.Dalton (R.Bullock kick) .....	3-11:46
Cin. — J.Ross 22 pass from A.Dalton (R.Bullock kick) .....	3-5:45
Balt. — G.Edwards 11 run (G.Edwards run) .....	3-1:03
Balt. — J.Tucker 24 field goal .....	4-8:12

**Missed FGs:** R.Bullock (52WR). **Attendance:** 70,077. **Time:** 3:05.

TEAM STATISTICS	CIN.	BALT.
First downs .....	15	23
Third down conversions-attempts .....	6-14	8-16
Total net yards .....	255	403
Net yards rushing .....	48	267
Net yards passing .....	207	136
Pass attempts-completions-interceptions .....	37-19-0	19-13-1
Sacks against-yards lost .....	1-4	3-14
Punts-average .....	6-41.8	4-39.3
Punt returns-yards .....	2-46	2-14
Kickoff returns-yards .....	2-35	4-67
Penalties-yards .....	7-58	5-31
Fumbles-lost .....	0-0	1-0
Time of possession .....	21:51	38:09

**RUSHING**

CIN.	ATT	YDS	LG	TD	BALT.	ATT	YDS	LG	TD
A.Dalton	2	29	20	0	L.Jackson	26	119	21	0
J.Mixon	12	14	4	1	G.Edwards	17	115	17	1
G.Bernard	2	5	3	0	A.Collins	7	18	7t	1
					C.Moore	1	8	8	0
					T.Montgomery	0	5	5	0
					J.Allen	1	2	2	0
					J.Brown	1	0	0	0
TOTALS	16	48	20	1	TOTALS	53	267	21	2

**PASSING**

CIN.	ATT	CMP	YDS	TD-I	BALT.	ATT	CMP	YDS	TD-I
A.Dalton	36	19	211	2-0	L.Jackson	19	13	150	0-1
T.Boyd	1	0	0	0-0					
TOTALS	37	19	211	2-0	TOTALS	19	13	150	0-1

**RECEIVING**

CIN.	NO	YDS	LG	TD	BALT.	NO	YDS	LG	TD
T.Boyd	4	71	32	0	W.Snead	5	51	17	0
G.Bernard	4	20	8	0	N.Boyle	4	36	16	0
C.Uzomah	3	41	20	0	J.Brown	1	23	23	0
J.Mixon	3	38	21	0	M.Andrews	1	19	19	0
J.Ross	2	27	22t	1	C.Moore	1	14	14	0
A.Tate	1	5	5	0	M.Crabtree	1	7	7	0
J.Franks	1	5	5	0					
M.Lengel	1	4	4t	1					
TOTALS	19	211	32	2	TOTALS	13	150	23	0

**DEFENSE**

**Cincinnati** (press box stats) — **ST-AT-TT:** S.Williams 9-2-11, H.Nickerson 8-3-11, J.Bates 7-2-9, D.Dennard 6-0-6, S.Hubbard 5-0-5, M.Johnson 5-0-5, V.Burfield 1-3-4, A.Billings 3-0-3, W.Jackson 3-0-3, C.Dunlap 2-1-3, G.Atkins 2-0-2, J.Evans 2-0-2, D.Kirkpatrick 2-0-2, V.Rey 2-0-2, J.Tupou 2-0-2, J.Willis 1-0-1, C.Fejedelem 0-1-1. **SKS-YDS:** A.Billings 1-7, S.Hubbard 1-5, G.Atkins 1-2. **INT.-YDS:** S.Williams 1-22. **PD:** J.Evans 1, S.Williams 1. **FF:** None. **FR-YDS:** None.

**Baltimore** (press box stats) — **ST-AT-TT:** T.Jefferson 4-2-6, C.Mosley 4-1-5, K.Young 4-0-4, P.Onwuasor 3-1-4, J.Smith 3-0-3, T.Young 2-0-2, M.Pierce 1-1-2, Z.Smith 1-1-2, M.Judon 0-2-2, C.Clark 1-0-1, A.Levine 1-0-1, T.Suggs 1-0-1, E.Weddele 1-0-1, B.Urban 1-0-1, C.Wormley 1-0-1, T.Bowser 0-1-1. **SKS-YDS:** T.Bowser 0.5-2, M.Judon 0.5-2. **INT.-YDS:** None. **PD:** B.Carr 1, M.Humphrey 1, T.Jefferson 1, C.Mosley 1, M.Pierce 1, J.Smith 1, Z.Smith 1. **FF:** None. **FR-YDS:** None.

**WEEK 12, GAME 11****Cleveland Browns 35, Cincinnati Bengals 20**  
Sunday, Nov. 25, 2018 at Paul Brown Stadium

The Bengals fell behind 28-0 late in the first half, and that four-score deficit proved too large to overcome. QB Andy Dalton suffered a thumb injury on his throwing hand early in the second half against the Browns and did not return. Jeff Driskel, Dalton's backup, finished the game. Dalton was placed on the Reserve/Injured list the following day. Driskel filled in admirably against the Browns, despite inheriting tough game conditions. The Bengals were down 35-7 when he took the field in the third quarter, and Cincinnati's offense had entered the game without two other injured starters — WR A.J. Green (toe) and LOT Cordy Glenn (back). Driskel, who led the team to two second-half scores, completed 17 of 29 passes for 155 yards and one TD (84.7 passer rating). He also rushed three times for nine yards and another TD. HB Joe Mixon totaled 155 yards from scrimmage — a team high for the season — with 89 yards rushing (14 carries; 6.4-yard average) and 66 yards receiving (seven catches; 9.4). WR Tyler Boyd finished the game with seven receptions for 85 yards and a TD. The Bengals fell to 5-6, while the Browns improved to 4-6-1.

SCORE BY PERIODS	1	2	3	4	OT	PTS.
Cleveland .....	14	14	7	0	—	35
Cincinnati .....	0	7	7	6	—	20

TEAM — SCORING PLAY	QTR-LEFT
Cle. — N.Chubb 1 run (G.Joseph kick) .....	1-9:11
Cle. — A.Callaway 13 pass from B.Mayfield (G.Joseph kick) .....	1-1:37
Cle. — D.Njoku 6 pass from B.Mayfield (G.Joseph kick) .....	2-9:18
Cle. — N.Chubb 14 pass from B.Mayfield (G.Joseph kick) .....	2-2:25
Cin. — J.Ross 2 pass from A.Dalton (R.Bullock kick) .....	2-0:32
Cle. — D.Fells 6 pass from B.Mayfield (G.Joseph kick) .....	3-12:56
Cin. — T.Boyd 28 pass from J.Driskel (R.Bullock kick) .....	3-4:56
Cin. — J.Driskel 2 run (kick failed) .....	4-7:57

**Missed FGs:** R.Bullock (54B). **Attendance:** 56,122. **Time:** 3:18.

TEAM STATISTICS	CLE.	CIN.
First downs .....	24	25
Third down conversions-attempts .....	5-10	4-12
Total net yards .....	342	372
Net yards rushing .....	84	129
Net yards passing .....	258	243
Pass attempts-completions-interceptions .....	26-19-0	46-27-1
Sacks against-yards lost .....	0-0	1-12
Punts-average .....	4-47.0	2-49.5
Punt returns-yards .....	2-6	3-57
Kickoff returns-yards .....	2-33	2-49
Penalties-yards .....	7-61	13-66
Fumbles-lost .....	0-0	1-1
Time of possession .....	32:04	27:56

CLE.	ATT	YDS	LG	TD	CIN.	ATT	YDS	LG	TD
N.Chubb	28	84	27	1	J.Mixon	14	89	32	0
D.Johnson	2	16	13	0	A.Dalton	2	21	21	0
B.Mayfield	4	4	5	0	G.Bernard	1	10	10	0
B.Perriman	1	-12	-12	0	J.Driskel	3	9	6	1
TOTALS	35	84	27	1	TOTALS	20	129	32	1

CLE.	ATT	CMP	YDS	TD-I	CIN.	ATT	CMP	YDS	TD-I
B.Mayfield	26	19	258	4-0	J.Driskel	29	17	155	1-0
					A.Dalton	17	10	100	1-1
TOTALS	26	19	258	4-0	TOTALS	46	27	255	2-1

CLE.	NO	YDS	LG	TD	CIN.	NO	YDS	LG	TD
D.Njoku	5	63	24	1	T.Boyd	7	85	28t	1
A.Callaway	4	62	21	1	J.Mixon	7	66	16	0
N.Chubb	3	44	23	1	C.Uzomah	6	39	13	0
J.Landry	3	30	14	0	J.Ross	3	31	17	1
R.Higgins	1	24	24	0	A.Tate	2	15	11	0
D.Johnson	1	23	23	0	G.Bernard	1	12	12	0
B.Perriman	1	6	6	0	C.Core	1	7	7	0
D.Fells	1	6	6t	1					
TOTALS	19	258	24	4	TOTALS	27	255	28t	2

**DEFENSE**  
**Cleveland** (press box stats) — **ST-AT-TT:** J.Schobert 6-2-8, B.Boddy-Calhoun 4-2-6, J.Peppers 4-1-5, T.Carrie 3-2-5, A.Zettel 2-3-5, D.Ward 4-0-4, G.Avery 3-1-4, J.Collins 2-2-4, D.Randall 3-0-3, L.Ogunjobi 2-1-3, T.Coley 1-0-1, M.Garrett 1-0-1, D.Kindred 1-0-1, E.Ogbah 0-1-1, B.Price 0-1-1. **SKS-YDS:** M.Garrett 1-12. **INT.-YDS:** D.Randall 1-2. **PD:** T.Carrie 1, J.Collins 1, J.Peppers 1, D.Randall 1, D.Ward 1. **FF:** None. **FR-YDS:** E.Ogbah 1-0.

**Cincinnati** (press box stats) — **ST-AT-TT:** V.Burfict 2-6-8, S.Williams 6-1-7, J.Evans 3-3-6, J.Bates 5-0-5, V.Rey 3-2-5, D.Dennard 2-3-5, C.Dunlap 2-2-4, W.Jackson 2-2-4, S.Hubbard 1-3-4, A.Billings 3-0-3, G.Atkins 0-3-3, N.Scott 2-0-2, D.Phillips 1-0-1, J.Willis 1-0-1, M.Johnson 0-1-1. **SKS-YDS:** None. **INT.-YDS:** None. **PD:** J.Bates 1, V.Burfict 1. **FF:** None. **FR-YDS:** None.

**WEEK 13, GAME 12****Denver Broncos 24, Cincinnati Bengals 10**  
Sunday, Dec. 2, 2018 at Paul Brown Stadium

QB Jeff Driskel made his first career NFL start, after starter Andy Dalton was placed on Reserve/Injured earlier in the week due to a thumb injury suffered in the previous game. The Bengals' offense, however, managed just 10 points, and the team fell to its former DBs coach Vance Joseph, in his second season as Broncos head coach. Driskel completed 25 of 37 passes (67.6 percent) for 236 yards, one TD and one INT (80.6 rating) in his debut as a starter, but the Bengals committed 12 penalties and had three costly turnovers. Denver was led by rookie RB Phillip Lindsay, who rushed for 157 yards and two TDs, including a 65-yarder in the third quarter to give the Broncos a 21-3 lead. WR A.J. Green, who had missed the previous three contests with a toe injury, returned to action but left early in the second quarter after re-aggravating the injury. The Bengals fell to 5-7 while the Broncos improved to 6-6.

SCORE BY PERIODS	1	2	3	4	OT	PTS.
Denver .....	0	7	14	3	—	24
Cincinnati .....	0	3	7	0	—	10

TEAM — SCORING PLAY	QTR-LEFT
Den. — P.Lindsay 6 run (B.McManus kick) .....	2-1:56
Cin. — R.Bullock 35 field goal .....	2-0:12
Den. — C.Sutton 30 pass from C.Keenum (B.McManus kick) .....	3-11:27
Den. — P.Lindsay 65 run (B.McManus kick) .....	3-7:35
Cin. — C.Core 30 pass from J.Driskel (R.Bullock kick) .....	3-2:45
Den. — B.McManus 29 field goal .....	4-0:23

**Missed FGs:** McManus (50WL). **Attendance:** 44,392. **Time:** 3:13.

TEAM STATISTICS	DEN.	CIN.
First downs .....	16	20
Third down conversions-attempts .....	5-13	5-13
Total net yards .....	361	311
Net yards rushing .....	218	111
Net yards passing .....	143	202
Pass attempts-completions-interceptions .....	21-12-0	37-25-1
Sacks against-yards lost .....	2-8	4-34
Punts-average .....	6-43.3	7-43.3
Punt returns-yards .....	3-6	2-4
Kickoff returns-yards .....	0-0	1-29
Penalties-yards .....	7-60	12-100
Fumbles-lost .....	1-1	2-2
Time of possession .....	28:40	31:20

DEN.	ATT	YDS	LG	TD	CIN.	ATT	YDS	LG	TD
P.Lindsay	19	157	65t	2	J.Mixon	12	82	23	0
R.Freeman	12	48	10	0	G.Bernard	5	14	4	0
C.Keenum	2	9	10	0	M.Walton	1	10	10	0
D.Booker	1	4	4	0	J.Driskel	3	3	5	0
					J.Ross	1	2	2	0
					A.Erickson	1	0	0	0
TOTALS	34	218	65	2	TOTALS	23	111	23	0

DEN.	ATT	CMP	YDS	TD-I	CIN.	ATT	CMP	YDS	TD-I
C.Keenum	21	12	151	1-0	J.Driskel	37	25	236	1-1
TOTALS	21	12	151	1-0	TOTALS	37	25	236	1-1

DEN.	NO	YDS	LG	TD	CIN.	NO	YDS	LG	TD
C.Sutton	4	85	30t	1	T.Boyd	6	97	23	0
E.Sanders	4	19	14	0	G.Bernard	6	32	16	0
D.Booker	2	38	30	0	C.Uzomah	5	33	20	0
A.Janovich	1	7	7	0	J.Ross	2	13	11	0
P.Lindsay	1	2	2	0	J.Mixon	2	13	9	0
					C.Core	1	30	30t	1
					M.Lengel	1	9	9	0
					A.Green	1	7	7	0
					A.Erickson	1	2	2	0
TOTALS	12	151	30t	1	TOTALS	25	236	30t	1

**DEFENSE**  
**Denver** (press box stats) — **ST-AT-TT:** T.Davis 9-1-10, J.Simmons 7-2-9, S.Cravens 4-2-6, J.Jones 4-0-4, B.Chubb 3-0-3, D.Stewart 3-0-3, I.Yiadom 3-0-3, A.Gotsis 2-1-3, V.Miller 2-1-3, B.Roby 1-2-3, W.Parks 2-0-2, S.Harris 1-1-2, K.Bierria 1-0-1, C.Harris 1-0-1, J.Jewell 1-0-1, D.Wolfe 1-0-1. **SKS-YDS:** S.Harris 1.5-12.5, V.Miller 1.5-10.5, B.Chubb 1-11. **INT.-YDS:** J.Simmons 1-8. **PD:** A.Gotsis 1, B.Roby 1, J.Simmons 1. **FF:** B.Chubb 1. **FR-YDS:** B.Chubb 1-4.

**Cincinnati** (press box stats) — **ST-AT-TT:** S.Williams 7-2-9, D.Kirkpatrick 5-0-5, J.Evans 3-2-5, A.Billings 2-3-5, H.Nickerson 3-1-4, M.Johnson 2-2-4, D.Dennard 2-1-3, C.Dunlap 1-2-3, J.Bates 2-0-2, V.Burfict 2-0-2, S.Hubbard 2-0-2, C.Ringo 2-0-2, N.Vigil 0-2-2, W.Jackson 1-0-1, N.Scott 1-0-1, J.Willis 1-0-1. **SKS-YDS:** J.Willis 1-7, S.Hubbard 1-1. **INT.-YDS:** None. **PD:** J.Evans 1, W.Jackson 1. **FF:** H.Nickerson 1. **FR-YDS:** N.Vigil 1-0.

**WEEK 14, GAME 13****L.A. Chargers 26, Cincinnati Bengals 21**  
Sunday, Dec. 9, 2018 at StubHub Center

Cincinnati entered the game as two-TD underdogs on the road against a team with the second-best record in the AFC, but turned in what was considered to be an encouraging performance. The end result still was a loss, but the Bengals, who faced deficits of 14-3 early and 23-15 late, fought back to a chance to tie the game with a two-point conversion just after the two-minute warning. HB Joe Mixon scored on a one-yard TD run with 1:50 left to pull the Bengals within two points, 23-21, but QB Jeff Driskel was sacked on the two-point attempt. The Chargers recovered the ensuing onside kick, then added a FG with just under a minute left for the game's final score. Mixon finished the game with 111 yards rushing on 26 carries (4.3-yard average) and another 27 yards receiving on five catches. It was his fifth game of the season with 115 or more yards from scrimmage. In his second start of the season, Driskel completed 18 of 27 passes for 170 yards, one TD and no INTs (96.2 passer rating). The Bengals' defense allowed just 288 net yards — its fewest of the season — to a Chargers offense which entered the game ranked fifth in the NFL in average net yards (399.4). The Bengals fell to 5-8, while the Chargers improved to 10-3.

SCORE BY PERIODS	1	2	3	4	OT	PTS.
Cincinnati.....	3	9	0	9	—	21
L.A. Chargers.....	7	10	3	6	—	26

TEAM — SCORING PLAY	QTR.-LEFT
LAC — K.Allen 14 pass from P.Rivers (M.Badgley kick).....	1-11:39
Cin. — R.Bullock 47 field goal.....	1-6:23
LAC — A.Ekeler 5 run (M.Badgley kick).....	2-14:51
Cin. — R.Bullock 23 field goal.....	2-5:01
Cin. — J.Ross 6 pass from J.Driskel (pass failed).....	2-0:20
LAC — M.Badgley 59 field goal.....	2-0:00
LAC — M.Badgley 31 field goal.....	3-7:38
Cin. — R.Bullock 46 field goal.....	4-12:12
LAC — M.Badgley 32 field goal.....	4-7:45
Cin. — J.Mixon 1 run (pass failed).....	4-1:50
LAC — M.Badgley 45 field goal.....	4-0:49

**Missed FGs:** None. **Attendance:** 25,358. **Time:** 2:58.

TEAM STATISTICS	CIN.	LAC
First downs.....	19	17
Third down conversions-attempts.....	5-13	5-13
Total net yards.....	295	288
Net yards rushing.....	144	85
Net yards passing.....	151	203
Pass attempts-completions-interceptions.....	27-18-0	29-19-0
Sacks against-yards lost.....	3-19	2-17
Punts-average.....	3-44.0	4-43.3
Punt returns-yards.....	2-23	1-0
Kickoff returns-yards.....	6-121	3-83
Penalties-yards.....	6-34	6-38
Fumbles-lost.....	0-0	0-0
Time of possession.....	32:38	27:22

CIN.	ATT	YDS	LG	TD	LAC	ATT	YDS	LG	TD
J.Mixon	26	111	19	1	A.Ekeler	15	66	18	1
A.Erickson	1	14	14	0	J.Jackson	7	12	3	0
J.Driskel	2	12	9	0	P.Rivers	2	7	5	0
G.Bernard	3	7	6	0	K.Allen	1	0	0	0
TOTALS	32	144	19	1	TOTALS	25	85	18	1

CIN.	ATT	CMP	YDS	TD-I	LAC	ATT	CMP	YDS	TD-I
J.Driskel	27	18	170	1-0	P.Rivers	29	19	220	1-0
TOTALS	27	18	170	1-0	TOTALS	29	19	220	1-0

CIN.	NO	YDS	LG	TD	LAC	NO	YDS	LG	TD
J.Mixon	5	27	11	0	K.Allen	5	78	37	1
T.Boyd	3	52	20	0	M.Williams	3	45	19	0
C.Uzomah	3	37	24	0	Ty.Williams	3	14	7	0
C.Core	3	30	14	0	A.Ekeler	2	28	21	0
G.Bernard	2	13	9	0	J.Jackson	2	23	17	0
J.Ross	2	11	6t	1	A.Gates	2	19	10	0
					T.Benjamin	1	11	11	0
					D.Wait	1	2	2	0
TOTALS	18	170	24	1	TOTALS	19	220	37	1

**DEFENSE**  
**Cincinnati** (press box stats) — **ST-AT-TT:** J.Bates 4-3-7, S.Williams 4-2-6, C.Dunlap 4-0-4, K.Russell 3-1-4, M.Johnson 2-2-4, D.Dennard 3-0-3, J.Evans 3-0-3, W.Jackson 3-0-3, C.Ringo 1-2-3, N.Vigil 1-2-3, H.Nickerson 2-0-2, J.Willis 2-0-2, G.Atkins 1-0-1, C.Fejedelem 1-0-1, D.Phillips 1-0-1, N.Scott 1-0-1, A.Billings 0-1-1. **SKS.-YDS.:** C.Dunlap 1-10, A.Billings 0.5-3.5, C.Ringo 0.5-3.5. **INT.-YDS.:** None. **PD:** C.Dunlap 2, W.Jackson 2, D.Dennard 1, N.Vigil 1. **FF:** None. **FR-YDS.:** None.

**L.A. Chargers** (press box stats) — **ST-AT-TT:** J.Addae 7-2-9, D.James 6-1-7, J.Brown 4-3-7, J.Bosa 6-0-6, M.Davis 5-1-6, M.Ingram 4-1-5, A.Phillips 4-0-4, D.King 2-1-3, C.Hayward 2-0-2, D.Philon 2-0-2, D.Square 2-0-2, U.Nwosu 1-1-2, K.Emanuel 1-0-1, Ju.Jones 1-0-1, I.Rochell 0-1-1. **SKS.-YDS.:** J.Bosa 1-10, U.Nwosu 10-9, K.Emanuel 1-0. **INT.-YDS.:** None. **PD:** J.Brown 1, A.Phillips 1, D.Square 1. **FF:** None. **FR-YDS.:** None.

**WEEK 15, GAME 14****Cincinnati Bengals 30, Oakland Raiders 16**  
Sunday, Dec. 16, 2018 at Paul Brown Stadium

Cincinnati scored on four consecutive first-half drives en route to a 20-7 halftime lead. Oakland scored three second-half FGs to pull to within seven points, 23-16, late in the fourth quarter. After that third FG, however, Bengals WR Alex Erickson returned the ensuing kickoff 77 yards (a season long) to the Raiders' 21-yard line, and HB Joe Mixon scored on a 15-yard rush two plays later for the game's final score. Mixon rushed for a season-high 129 yards and two TDs on 27 carries (4.8-yard average), while WR Tyler Boyd caught four passes for 38 yards and a TD, passing 1000 yards receiving on the season. Cincinnati's defense held Oakland to just 297 total net yards, including just 68 yards rushing. It also held the Raiders to just three total third-down conversions, a season low for Cincinnati opponents, and recorded two fumble recoveries for the first time this season. DT Geno Atkins and DE Sam Hubbard combined for five sacks (Atkins had three, and Hubbard had two). The win was the first for QB Jeff Driskel, who made his third start in place injured Andy Dalton. The Bengals improved to 6-8, while the Raiders fell to 3-11.

SCORE BY PERIODS	1	2	3	4	OT	PTS.
Oakland.....	0	7	6	3	—	16
Cincinnati.....	7	13	0	10	—	30

TEAM — SCORING PLAY	QTR.-LEFT
Cin. — T.Boyd 7 pass from J.Driskel (R.Bullock kick).....	1-3:00
Cin. — J.Mixon 1 run (R.Bullock kick).....	2-10:17
Cin. — R.Bullock 34 field goal.....	2-6:41
Oak. — L.Smith 1 pass from D.Carr (D.Carson kick).....	2-3:48
Cin. — R.Bullock 38 field goal.....	2-1:39
Oak. — D.Carson 50 field goal.....	3-6:27
Oak. — D.Carson 27 field goal.....	3-2:38
Cin. — R.Bullock 23 field goal.....	4-10:45
Oak. — D.Carson 40 field goal.....	4-5:05
Cin. — J.Mixon 15 run (R.Bullock kick).....	4-4:04

**Missed FGs:** None. **Attendance:** 44,568. **Time:** 3:13.

TEAM STATISTICS	OAK.	CIN.
First downs.....	13	18
Third down conversions-attempts.....	3-14	8-19
Total net yards.....	297	294
Net yards rushing.....	68	171
Net yards passing.....	229	123
Pass attempts-completions-interceptions.....	38-21-0	33-14-1
Sacks against-yards lost.....	5-34	1-7
Punts-average.....	6-38.2	5-43.2
Punt returns-yards.....	3-22	1-4
Kickoff returns-yards.....	3-71	4-168
Penalties-yards.....	8-90	9-85
Fumbles-lost.....	2-2	0-0
Time of possession.....	26:41	33:19

OAK.	ATT	YDS	LG	TD	CIN.	ATT	YDS	LG	TD
D.Martin	9	39	9	0	J.Mixon	27	129	47	2
D.Waller	1	21	21	0	J.Driskel	7	32	15	0
J.Richard	4	9	5	0	G.Bernard	6	7	6	0
D.Washington	1	1	1	0	J.Ross	1	3	3	0
S.Roberts	1	-2	-2	0					
TOTALS	16	68	21	0	TOTALS	41	171	47	2

OAK.	ATT	CMP	YDS	TD-I	CIN.	ATT	CMP	YDS	TD-I
D.Carr	38	21	263	1-0	J.Driskel	33	14	130	1-1
TOTALS	38	21	263	1-0	TOTALS	33	14	130	1-1

OAK.	NO	YDS	LG	TD	CIN.	NO	YDS	LG	TD
J.Nelson	6	88	44	0	T.Boyd	4	38	21	1
J.Richard	5	67	32	0	A.Erickson	3	23	11	0
S.Roberts	3	29	20	0	G.Bernard	2	25	22	0
J.Cook	2	23	13	0	J.Mixon	2	1	1	0
M.Ateman	2	20	12	0	C.Uzomah	1	27	27	0
D.Waller	1	44	44	0	C.Core	1	10	10	0
L.Smith	1	1	1t	1	J.Ross	1	6	6	0
D.Carr	1	-9	-9	0					
TOTALS	21	263	44	1	TOTALS	14	130	27	1

**DEFENSE**  
**Oakland** (press box stats) — **ST-AT-TT:** K.Joseph 5-2-7, N.Morrow 5-1-6, M.Lee 4-2-6, P.Hall 2-3-5, J.Cabinda 4-0-4, D.Worley 4-0-4, T.Whitehead 1-3-4, J.Hankins 2-1-3, M.Hurst 2-1-3, R.Melvin 2-1-3, A.Key 1-2-3, F.Rucker 1-2-3, E.Harris 2-0-2, C.McDonald 2-0-2, G.Conley 1-1-2, D.Moore 1-0-1, J.Ellis 0-1-1, E.Lamur 0-1-1, N.Nelson 0-1-1. **SKS.-YDS.:** K.Joseph 1-7. **INT.-YDS.:** E.Harris 1-1. **PD:** E.Harris 2, R.Melvin 1, F.Rucker 1. **FF:** None. **FR-YDS.:** None.

**Cincinnati** (press box stats) — **ST-AT-TT:** D.Dennard 7-1-8, S.Williams 6-0-6, G.Atkins 5-1-6, N.Vigil 4-1-5, J.Bates 2-3-5, H.Nickerson 2-2-4, D.Kirkpatrick 3-0-3, S.Hubbard 2-0-2, W.Jackson 1-1-2, V.Rey 1-0-1, J.Willis 1-0-1, A.Billings 0-1-1, C.Dunlap 0-1-1, M.Johnson 0-1-1, C.Ringo 0-1-1, B.Wilson 0-1-1. **SKS.-YDS.:** G.Atkins 3-20, S.Hubbard 2-14. **INT.-YDS.:** None. **PD:** S.Williams 2, D.Dennard 1, W.Jackson 1. **FF:** D.Dennard 1, S.Hubbard 1. **FR-YDS.:** D.Dennard 1-0, C.Dunlap 1-0.



**WEEK 16, GAME 15****Cleveland Browns 26, Cincinnati Bengals 18**  
Sunday, Dec. 23, 2018 at FirstEnergy Stadium

Cincinnati's offense struggled, particularly early. In first half, the Bengals totaled just 36 net yards, including minus-15 yards passing, en route to a 16-0 halftime deficit. Not until early in the fourth quarter did Cincinnati complete a drive that ended in a score. But by then, the 23-0 lead the Browns had mounted proved too much to overcome. The Bengals did their best to close the gap late. Down 26-3, QB Jeff Driskel hit TE C.J. Uzomah for a 14-yard TD pass with 4:56 left. Then, after Cincinnati blocked a Cleveland punt on the following drive, Driskel connected with WR John Ross III for a three-yard TD pass and then hit WR Cody Core for a two-point conversion to pull to within eight points, 26-18 with 2:56 left. However, on the third play of the ensuing drive, Cleveland took a short pass 66 yards to end any possibility that Cincinnati, which had no timeouts left, could regain possession and attempt to tie the game. Driskel completed 13 of 19 passes for 133 yards, two TDs and no INTs (123.4 passer rating), while Browns QB Baker Mayfield completed 27 of 37 passes for 284 yards, three TDs and no INTs (121.9). The Bengals fell to 6-9, while the Browns improved to 7-7-1. The loss cemented the Bengals' first last-place finish in the AFC North since 2010, and the win gave Cleveland its first series sweep over Cincinnati since 2002.

SCORE BY PERIODS	1	2	3	4	OT	PTS.
Cincinnati.....	0	0	0	18	—	18
Cleveland.....	0	16	7	3	—	26

TEAM — SCORING PLAY	QTR.-LEFT
Cle. — D.Njoku 3 pass from B.Mayfield (G.Joseph kick).....	2-10:20
Cle. — D.Fells 1 pass from B.Mayfield (kick failed).....	2-7:12
Cle. — G.Joseph 37 field goal.....	2-0:10
Cle. — R.Higgins 17 pass from B.Mayfield (G.Joseph kick).....	3-4:53
Cin. — R.Bullock 51 field goal.....	4-14:55
Cle. — G.Joseph 31 field goal.....	4-7:26
Cin. — C.Uzomah 14 pass from J.Driskel (R.Bullock kick).....	4-4:56
Cin. — J.Ross 3 pass from J.Driskel (J.Driskel-C.Core pass).....	4-2:56

**Missed FGs:** None. **Attendance:** 67,431. **Time:** 2:45.

TEAM STATISTICS	CIN.	CLE.
First downs.....	15	23
Third down conversions-attempts.....	1-8	5-12
Total net yards.....	209	493
Net yards rushing.....	102	146
Net yards passing.....	107	347
Pass attempts-completions-interceptions.....	19-13-0	38-28-0
Sacks against-yards lost.....	3-26	0-0
Punts-average.....	5-43.8	3-29.3
Punt returns-yards.....	1-2	2-12
Kickoff returns-yards.....	3-77	3-42
Penalties-yards.....	3-15	6-57
Fumbles-lost.....	1-0	0-0
Time of possession.....	24:29	35:31

**RUSHING**

CIN.	ATT	YDS	LG	TD	CLE.	ATT	YDS	LG	TD
J.Mixon	17	68	20	0	N.Chubb	19	112	22	0
J.Driskel	5	21	15	0	B.Mayfield	6	16	10	0
J.Ross	1	7	7	0	D.Johnson	2	12	7	0
C.Fejedelem	1	6	6	0	J.Landry	1	6	6	0
TOTALS	24	102	20	0	TOTALS	28	146	22	0

**PASSING**

CIN.	ATT	CMP	YDS	TD-I	CLE.	ATT	CMP	YDS	TD-I
J.Driskel	19	13	133	2-0	B.Mayfield	37	27	284	3-0
					J.Landry	1	1	63	0-0
TOTALS	19	13	133	2-0	TOTALS	38	28	347	3-0

**RECEIVING**

CIN.	NO	YDS	LG	TD	CLE.	NO	YDS	LG	TD
C.Uzomah	4	49	14t	1	R.Higgins	6	60	17t	1
C.Core	2	36	27	0	D.Johnson	6	54	21	0
A.Erickson	2	35	28	0	J.Landry	4	47	19	0
J.Mixon	2	10	11	0	D.Njoku	3	73	66	1
G.Bernard	2	0	4	0	D.Fells	3	18	9	1
J.Ross	1	3	3t	1	B.Perriman	2	76	63	0
					N.Chubb	2	3	2	0
					D.Hilliard	1	15	15	0
					S.DeValve	1	1	1	0
TOTALS	13	133	28	2	TOTALS	28	347	66	3

**DEFENSE**

**Cincinnati** (press box stats) — **ST-AT-TT:** J.Bates 6-3-9, D.Dennard 6-1-7, S.Williams 5-1-6, N.Vigil 4-2-6, H.Nickerson 4-1-5, D.Phillips 4-1-5, C.Dunlap 2-2-4, G.Atkins 2-0-2, W.Jackson 2-0-2, J.Willis 2-0-2, V.Burfict 1-1-2, M.Johnson 1-1-2, C.Ringo 1-1-2, S.Hubbard 1-0-1, D.Kirkpatrick 1-0-1, A.Billings 0-1-1, V.Rey 0-1-1. **SKS.-YDS.:** None. **INT.-YDS.:** None. **PD:** C.Dunlap 1, W.Jackson 1, D.Phillips 1. **FF:** None. **FR-YDS.:** None.

**Cleveland** (press box stats) — **ST-AT-TT:** D.Ward 5-0-5, M.Garrett 3-2-5, L.Ogunjobi 4-0-4, G.Avery 3-1-4, J.Peppers 1-3-4, J.Collins 3-0-3, J.Schobert 3-0-3, D.Randall 1-2-3, E.Ogbah 0-3-3, T.Carrie 2-0-2, D.Kindred 2-0-2, B.Boddy-Calhoun 1-0-1, T.Mitchell 1-0-1, C.Smith 0-1-1, J.Whitehead 0-1-1. **SKS.-YDS.:** G.Avery 1-10, L.Ogunjobi 1-8, J.Schobert 1-8. **INT.-YDS.:** None. **PD:** G.Avery 1. **FF:** J.Schobert 1. **FR-YDS.:** None.

**WEEK 17, GAME 16****Pittsburgh Steelers 16, Cincinnati Bengals 13**  
Sunday, Dec. 30, 2018 at Heinz Field

The Bengals jumped out to a 10-0 lead behind a solid defensive effort that included a 58-yard pick-six by S.Shawn Williams off of Steelers QB Ben Roethlisberger. But the Steelers rebounded in the second half, outscoring the Bengals 13-3 en route to a comeback victory in the season finale. Cincinnati's offense was held out of the end zone the entire game and managed just 196 total yards, 105 of which came on the ground via HB Joe Mixon, who notched his fourth 100-yard game of the season and third in four games. His 51-yard rush in the fourth quarter was the team's season long. The game was the last for Bengals head coach Marvin Lewis, who mutually parted ways with the team the next morning. The Steelers' playoff hopes were dashed minutes after the final whistle, when Baltimore topped Cleveland in dramatic fashion to win the AFC North title. Cincinnati finished its season 6-10, while Pittsburgh finished 9-6-1.

SCORE BY PERIODS	1	2	3	4	OT	PTS.
Cincinnati.....	0	10	0	3	—	13
Pittsburgh.....	0	3	7	6	—	16

TEAM — SCORING PLAY	QTR.-LEFT
Cin. — S.Williams 58 interception return (R.Bullock kick).....	2-12:37
Cin. — R.Bullock 49 field goal.....	2-2:12
Pitt. — M.McCrane 39 field goal.....	2-0:00
Pitt. — J.Smith-Schuster 11 pass from B.Roethlisberger (M.McCrane kick).....	3-3:50
Pitt. — M.McCrane 47 field goal.....	4-8:35
Cin. — R.Bullock 32 field goal.....	4-6:17
Pitt. — M.McCrane 35 field goal.....	4-1:56

**Missed FGs:** None. **Attendance:** 63,874. **Time:** 3:00.

TEAM STATISTICS	CIN.	PITT.
First downs.....	9	18
Third down conversions-attempts.....	3-12	5-15
Total net yards.....	196	343
Net yards rushing.....	125	65
Net yards passing.....	71	278
Pass attempts-completions-interceptions.....	24-12-0	45-31-1
Sacks against-yards lost.....	4-24	1-9
Punts-average.....	6-46.3	5-37.8
Punt returns-yards.....	1-1	3-20
Kickoff returns-yards.....	4-87	3-68
Penalties-yards.....	9-85	9-70
Fumbles-lost.....	2-0	1-0
Time of possession.....	25:38	34:22

**RUSHING**

CIN.	ATT	YDS	LG	TD	PITT.	ATT	YDS	LG	TD
J.Mixon	13	105	51	0	J.Conner	14	64	16	0
J.Driskel	2	13	12	0	B.Roethlisberger	3	3	5	0
G.Bernard	3	7	4	0	J.Samuels	2	2	4	0
					E.Rogers	1	-4	-4	0
TOTALS	18	125	51	0	TOTALS	20	65	16	0

**PASSING**

CIN.	ATT	CMP	YDS	TD-I	PITT.	ATT	CMP	YDS	TD-I
J.Driskel	24	12	95	0-0	B.Roethlisberger	45	31	287	1-1
TOTALS	24	12	95	0-0	TOTALS	45	31	287	1-1

**RECEIVING**

CIN.	NO	YDS	LG	TD	PITT.	NO	YDS	LG	TD
A.Erickson	6	63	13	0	E.Rogers	7	57	17	0
G.Bernard	2	8	9	0	J.Samuels	7	40	12	0
A.Tate	1	15	15	0	J.Smith-Schuster	5	37	12	1
C.Uzomah	1	6	6	0	J.Washington	3	64	47	0
J.Mixon	1	2	2	0	V.McDonald	3	39	22	0
J.Ross	1	1	1	0	J.Conner	3	30	20	0
					X.Grimble	1	16	16	0
					R.Switzer	1	2	2	0
					R.Nix	1	2	2	0
TOTALS	12	95	15	0	TOTALS	31	287	47	1

**DEFENSE**

**Cincinnati** (press box stats) — **ST-AT-TT:** N.Vigil 12-5-17, S.Williams 6-2-8, D.Dennard 5-2-7, K.Russell 6-0-6, S.Hubbard 2-2-4, A.Billings 3-0-3, W.Jackson 3-0-3, J.Bates 2-1-3, H.Nickerson 2-1-3, C.Ringo 2-0-2, G.Atkins 1-1-2, D.Phillips 1-0-1, J.Willis 1-0-1, M.Johnson 0-1-1. **SKS.-YDS.:** C.Ringo 1-9. **INT.-YDS.:** S.Williams 1-58. **PD:** J.Bates 2, D.Dennard 2, K.Russell 1, W.Williams 1. **FF:** D.Dennard 1. **FR-YDS.:** None.

**Pittsburgh** (press box stats) — **ST-AT-TT:** L.Fort 4-4-8, T.Watt 4-3-7, Te.Edmunds 3-1-4, J.Hargrave 2-2-4, M.Burnett 3-0-3, B.Dupree 3-0-3, S.Tuitt 2-1-3, J.Dangerfield 2-0-2, C.Heyward 2-0-2, C.Sensabaugh 2-0-2, T.Alualu 0-2-2, M.Allen 1-0-1, J.Haden 1-0-1, M.Hilton 1-0-1, C.Sutton 1-0-1, A.Chickillo 0-1-1. **SKS.-YDS.:** C.Heyward 2-15, T.Watt 1-6, A.Chickillo 0-5-15, S.Tuitt 0-5-15. **INT.-YDS.:** None. **PD:** C.Sensabaugh 2, M.Burnett 1, S.Tuitt 1. **FF:** T.Watt 2. **FR-YDS.:** None.

# 2018 PRESEASON STATISTICS

RECORD: 3-1

DATE	W-L	SCORE	OPPONENT	ATTENDANCE
8-9-18	W	30-27	CHICAGO	35,633
8-18-18	W	21-13	at Dallas	88,883
8-26-18	W	26-13	at Buffalo	67,450
8-30-18	L	26-27	INDIANAPOLIS	39,520

TEAM STATISTICS		BENGALS	OPPONENTS
TOTAL FIRST DOWNS	.....	82	86
Rushing	.....	19	28
Passing	.....	50	50
Penalty	.....	13	8
3rd Down: Made-Att	.....	18-55	24-57
3rd Down Pct.	.....	32.7	42.1
4th Down: Made-Att	.....	1-2	2-6
4th Down Pct.	.....	50.0	33.3
POSSESSION AVG.	.....	29:13	30:47
TOTAL NET YARDS	.....	1458	1443
Avg. Per Game	.....	364.5	360.8
Total Plays	.....	258	271
Avg. Per Play	.....	5.3	5.3
NET YARDS RUSHING	.....	373	471
Avg. Per Game	.....	93.3	117.8
Total Rushes	.....	112	99
NET YARDS PASSING	.....	1085	972
Avg. Per Game	.....	271.3	243.0
Sacked-Yards Lost	.....	3-17	13-91
Gross Yards	.....	1102	1063
Att.-Completions	.....	143-87	159-101
Completion Pct.	.....	60.8	63.5
Had Intercepted	.....	3	3
PUNTS-AVG.	.....	23-44.7	22-43.1
Net Punting Avg.	.....	23-41.3	22-38.7
PENALTIES-YARDS	.....	36-294	35-373
FUMBLES-BALLS LOST	.....	5-1	5-3
TOUCHDOWNS	.....	10	10
Rushing	.....	3	4
Passing	.....	7	5
Returns	.....	0	1

SCORE BY PERIODS	1	2	3	4	OT	PTS
BENGALS.....	35	28	17	23	0	103
OPPONENTS.....	10	21	26	23	0	80

SCORING	TD	TD-R	TD-P	TD-Rt	K-PAT	FG	S	PTS
Jonathan Brown.....	0	0	0	0	4-5	6-6	0	22
Randy Bullock.....	0	0	0	0	4-4	5-5	0	19
Tra Carson.....	2	2	0	0	—	—	0	12
John Ross III.....	1	0	1	0	—	—	0	8
Tyler Boyd.....	1	0	1	0	—	—	0	6
A.J. Green.....	1	0	1	0	—	—	0	6
Brian Hill.....	1	0	1	0	—	—	0	6
Josh Malone.....	1	0	1	0	—	—	0	6
Joe Mixon.....	1	0	1	0	—	—	0	6
Auden Tate.....	1	0	1	0	—	—	0	6
Mark Walton.....	1	1	0	0	—	—	0	6
BENGALS.....	10	3	7	0	8-9	11-11	0	103
OPPONENTS.....	10	4	5	1	8-8	4-5	0	80

**Two-point conversions:** John Ross III. BENGALS 1-1 (0-0 R, 1-1 P), OPPONENTS 0-2 (0-1 R, 0-1 P).

**Sacks-yards:** Carl Lawson 3.5-26, Jordan Willis 2.5-18, Sam Hubbard 2-14, Geno Atkins 1.5-12, Andrew Billings 1.5-12, Trayvon Henderson 1-9, Nick Vigil 1-0. BENGALS 13-91, OPPONENTS 3-17.

**Fumbles-lost:** Mason Schreck 2-0, Kermit Whitfield 2-0, Tyler Boyd 1-1. BENGALS 5-1. OPPONENTS 5-3.

<b>RUSHING</b>	<b>ATT</b>	<b>YDS</b>	<b>AVG</b>	<b>LG</b>	<b>TD</b>
Brian Hill .....	17	87	5.1	18	0
Tra Carson .....	20	77	3.9	14	2
Clayton Fejedelem .....	1	49	49.0	49	0
Quinton Flowers .....	16	41	2.6	11	0
Giovani Bernard .....	9	28	3.1	11	0
Joe Mixon .....	13	24	1.8	5	0
Mark Walton .....	22	21	1.0	10	1
Andy Dalton .....	2	17	8.5	13	0
Kermit Whitfield .....	1	13	13.0	13	0
Jarveon Williams .....	5	11	2.2	7	0
Jeff Driskel .....	1	7	7.0	7	0
Ray Lawry .....	1	2	2.0	2	0
Logan Woodside .....	3	-1	-3.3	2	0
Tyler Boyd .....	1	-3	-3.0	-3	0
<b>BENGALS</b> .....	112	373	3.3	49	3
<b>OPPONENTS</b> .....	99	471	4.8	69	4

RECEIVING	REC	YDS	AVG	LG	TD
Mason Schreck.....	10	118	11.8	29	0
A.J. Green.....	7	107	15.3	26	1
Josh Malone.....	7	101	14.4	28	1
Tyler Boyd.....	7	59	8.4	24	1
Alex Erickson.....	6	86	14.3	28	0
Brian Hill.....	6	70	11.7	44	1
C.J. Uzomah.....	6	66	11.0	23	0
Tra Carson.....	6	44	7.3	15	0
John Ross III.....	4	115	28.8	57t	1
Kermit Whitfield.....	4	49	12.3	27	0
Auden Tate.....	3	66	22.0	33t	1
Joe Mixon.....	3	48	16.0	24t	1
Tyler Kroft.....	3	37	12.3	21	0
Giovani Bernard.....	3	17	5.7	11	0
Cethan Carter.....	2	26	13.0	16	0
Jordan Franks.....	2	19	9.5	12	0
Devonte Boyd.....	2	13	6.5	8	0
Moritz Böhringer.....	2	8	4.0	4	0
Jarveon Williams.....	1	29	29.0	29	0
Tyler Eifert.....	1	11	11.0	11	0
Quinton Flowers.....	1	8	8.0	8	0
Mark Walton.....	1	5	5.0	5	0
BENGALS.....	87	1102	12.7	57t	7
OPPONENTS.....	101	1063	10.5	56	5

INTERCEPTIONS	NO	YDS	AVG	LG	TD
Trayvon Henderson .....	1	10	10.0	10	0
Brandon Bell .....	1	0	0.0	0	0
KeiVarae Russell .....	1	0	0.0	0	0
BENGALS .....	3	10	3.3	10	0
OPPONENTS .....	3	73	24.3	47t	1

PUNTING	NO	YDS	AVG	NET	TB	IN-20	LG	BLK.
Kevin Huber.....	23	1028	44.7	41.3	1	10	55	0
BENGALS.....	23	1028	44.7	41.3	1	10	55	0
OPPONENTS	22	949	43.1	38.7	1	7	59	0

PUNT RETURNS	NO	FC	YDS	AVG	LG	TD
Alex Erickson.....	5	4	38	7.6	19	0
Darius Phillips.....	3	4	26	8.7	24	0
Tyler Boyd.....	1	0	4	4.0	4	0
John Ross III.....	1	1	9	9.0	9	0
BENGALS.....	10	9	77	7.7	24	0
OPPONENTS.....	12	5	58	4.8	16	0

KICKOFF RETURNS	NO	YDS	AVG	LG	TD
Darius Phillips.....	6	163	27.2	44	0
Alex Erickson.....	2	42	21.0	23	0
Kermit Whitfield.....	2	37	18.5	23	0
Brandon Wilson.....	1	16	16.0	16	0
BENGALS.....	11	258	23.5	44	0
OPPONENTS.....	11	271	24.6	36	0

FIELD GOALS	1-19	20-29	30-39	40-49	50+
Jonathan Brown.....	1-1	3-3	1-1	0-0	1-1
Randy Bullock.....	0-0	2-2	1-1	2-2	0-0
BENGALS .....	1-1	5-5	2-2	2-2	1-1
OPPONENTS .....	0-0	0-0	3-3	1-1	0-1

**Jonathan Brown:** (24G), (55G, 34G), (19G), (21G, 21G).

**Randy Bullock:** (28G, 29G), (—), (46G, 37G, 40G), (—).

**Bengals:** (28G, 24G, 29G), (55G, 34G), (46G, 37G, 40G, 19G), (21G, 21G).

**Opponents:** (39G, 35G, 52SH), (35G, 45G), (—), (—).

DEFENSE*	ST	AT	TT	SKS-YDS	INT-YDS	PD	FF	FR-YDS
Hardy Nickerson	.....	9	18	0-0	0-0	0	0	1-7
Malik Jefferson	.....	9	15	0-0	0-0	2	0	0-0
Jordan Evans	.....	8	14	0-0	0-0	0	0	0-0
Brandon Wilson	.....	6	13	0-0	0-0	0	0	0-0
Brandon Bell	.....	10	12	0-0	1-0	1	0	1-0
Trayvon Henderson	.....	8	11	1-9	1-10	2	0	0-0
C.J. Goodwin	.....	8	10	0-0	0-0	2	0	0-0
Junior Joseph	.....	8	10	0-0	0-0	1	0	0-0
Jordan Willis	.....	4	10	2.5-18	0-0	0	0	0-0
KeiVarae Russell	.....	1	9	0-0	1-0	3	0	0-0
Josh Shaw	.....	6	3	0-0	0-0	0	0	0-0
Jessie Bates III	.....	6	2	0-0	0-0	0	0	0-0
Darius Phillips	.....	6	2	0-0	0-0	2	0	0-0
Nick Vigil	.....	6	2	1-0	0-0	0	0	0-0
Sam Hubbard	.....	5	2	2-14	0-0	0	1	0-0
Carl Lawson	.....	5	2	3.5-26	0-0	0	1	0-0
Preston Brown	.....	6	0	0-0	0-0	0	0	0-0
Davontae Harris	.....	6	0	0-0	0-0	0	1	0-0
Shawn Williams	.....	5	1	0-0	0-0	0	0	0-0
Andrew Billings	.....	4	1	1.5-12	0-0	0	0	0-0
Ryan Glasgow	.....	4	1	0-0	0-0	0	0	0-0
Darqueze Dennard	.....	4	0	0-0	0-0	0	0	0-0
Carlos Dunlap	.....	4	0	0-0	0-0	0	0	0-0
Dre Kirkpatrick	.....	4	0	0-0	0-0	3	0	0-0
Tyrice Beverette	.....	3	1	4	0-0	0	0	0-0
Geno Atkins	.....	2	2	1.5-12	0-0	0	0	0-0
Clayton Fejedelem	.....	1	3	4	0-0	0	0	0-0
Josh Tupou	.....	1	3	4	0-0	0	1	0-0
George Iloka	.....	2	1	3	0-0	0	0	0-0
Eddy Wilson	.....	2	1	3	0-0	0	0	1-0
Chris Worley	.....	2	1	3	0-0	0	0	0-0
Chris Baker	.....	2	0	2	0-0	0	0	0-0
William Jackson III	.....	1	0	1	0-0	0	0	0-0
Jared Murphy	.....	1	0	1	0-0	0	0	0-0
Chris Okoye	.....	1	0	1	0-0	0	0	0-0
Simeyon Robinson	.....	1	0	1	0-0	0	0	0-0
Michael Johnson	.....	0	1	1	0-0	0	0	0-0
Tony McRae	.....	0	0	0	0-0	2	0	0-0

SPECIAL TEAMS*	ST	AT	TT	FF	FR-YDS	BP	BFG	BXP
Clayton Fejedelem .....	4	0	4	0	0-0	0	0	0
Hardy Nickerson .....	4	0	4	0	0-0	0	0	0
Brandon Bell .....	1	2	3	0	0-0	0	0	0
Mason Schreck .....	2	0	2	0	0-0	0	0	0
Chris Worley .....	2	0	2	0	0-0	0	0	0
Cody Core .....	1	0	1	0	0-0	0	0	0
Jordan Franks .....	1	0	1	0	0-0	0	0	0
C.J. Goodwin .....	1	0	1	0	0-0	0	0	0
Trayvon Henderson .....	1	0	1	0	0-0	0	0	0
KeiVarae Russell .....	1	0	1	0	0-0	0	0	0
Mark Walton .....	1	0	1	0	0-0	0	0	0
Brandon Wilson .....	1	0	1	0	0-0	0	0	0
Cethan Carter .....	0	1	1	0	0-0	0	0	0
Ryan Hewitt .....	0	1	1	0	0-0	0	0	0
Sam Hubbard .....	0	1	1	0	0-0	0	0	0
Malik Jefferson .....	0	1	1	0	0-0	0	0	0
Junior Joseph .....	0	1	1	0	0-0	0	0	0

PASSING	ATT	CMP	YDS	CMP%	YDS/ATT	TD	TD%	INT	INT%	LG	SKD-YDS	RAT
Jeff Driskel .....	58	38	448	65.5	7.72	2	3.4	1	1.7	33t	2-13	93.2
Matt Barkley .....	36	17	230	47.2	6.39	1	2.8	1	2.8	44	0-0	65.7
Andy Dalton .....	31	22	324	71.0	10.45	4	12.9	1	3.2	57t	0-0	130.9
Logan Woodside .....	18	10	100	55.6	5.56	0	0.0	0	0.0	29	1-4	71.5
BENGALS .....	143	87	1102	60.8	7.71	7	4.9	3	2.1	57t	3-17	92.5
OPPONENTS .....	159	101	1063	63.5	6.69	5	3.1	3	1.9	56	13-91	85.5

# 2018 PRESEASON PARTICIPATION CHART

## LEGEND

(NOTE: Position designation indicates start.)  
**P** — played as a substitute  
**DNP** — did not play

**RI** — reserve/injured list  
**RPUP** — reserve/physically unable to perform list  
**RNFI** — reserve/non-football injury list

**NWT** — not with team  
**REX** — roster exemption  
**#** — unsigned

NAME	Cin. G-S	1 CHI.	2 @Dall.	3 @Buff.	4 IND.
Atkins, Geno	3-3	DT	DT	DT	DNP
Baker, Chris	2-0	P	P	NWT	NWT
Barkley, Matt	4-1	P	P	P	QB
Bates, Jessie, III	4-1	P	P	FS	P
Bell, Brandon	4-1	P	P	P	SLB
Bernard, Giovanni	3-0	P	P	P	DNP
Beverette, Tyrice	3-0	P	P	DNP	P
Billings, Andrew	3-3	NT	NT	NT	DNP
Böhninger, Moritz	4-0	P	P	P	P
Boling, Clint	3-3	LG	LG	LG	DNP
Boyd, Devonte	3-0	P	P	DNP	P
Boyd, Tyler	3-2	WR	WR	P	DNP
Brown, Andrew	2-0	DNP	DNP	P	P
Brown, Jonathan	4-0	P	P	P	P
Brown, Preston	3-3	MLB	MLB	MLB	DNP
Bullock, Randy	3-0	P	P	P	DNP
Burfict, Vontaze	0-0	DNP	DNP	DNP	DNP
Carson, Tra	4-0	P	P	P	P
Carter, Cethan	4-1	P	P	P	H-B
Core, Cody	1-0	P	DNP	DNP	DNP
Dalton, Andy	3-3	QB	QB	QB	DNP
Dennard, Darqueze	3-0	P	P	P	DNP
Driskel, Jeff	4-0	P	P	P	P
Dunlap, Carlos	3-3	LDE	LDE	LDE	DNP
Eifert, Tyler	2-1	DNP	DNP	TE	P
Erickson, Alex	4-0	P	P	P	P
Evans, Jordan	4-4	WLB	WLB	WLB	WLB
Fejedelem, Clayton	3-0	P	P	P	DNP
Fisher, Jake	4-1	P	P	P	LOT
Fleer, Austin	1-0	P	NWT	NWT	NWT
Flowers, Quinton	4-0	P	P	P	P
Franks, Jordan	4-0	P	P	P	P
Glasgow, Ryan	4-1	P	P	P	DT
Glenn, Cordy	4-3	LOT	LOT	LOT	P
Goodwin, C.J.	4-1	P	P	P	LCB
Green, A.J.	3-3	WR	WR	WR	DNP
Harris, Clark	4-0	P	P	P	P
Harris, Davontae	2-0	P	P	DNP	DNP
Hart, Bobby	4-4	ROT	ROT	ROT	ROT
Helms, Cory	2-0	P	P	DNP	NWT
Henderson, Trayvon	4-1	P	P	P	FS
Hewitt, Ryan	4-1	P	H-B	P	P
Hill, Brian	4-0	P	P	P	P
Hilliary, Darius	0-0	NWT	NWT	NWT	NWT
Hopkins, Trey	4-2	RG	RG	P	P
Hubbard, Sam	4-0	P	P	P	P
Huber, Kevin	4-0	P	P	P	P
Iloka, George	2-2	FS	FS	NWT	NWT
Jackson, William, III	3-3	RCB	RCB	RCB	DNP
Jefferson, Malik	4-0	P	P	P	P
Johnson, Michael	4-3	RDE	RDE	RDE	P
Johnson, T.J.	4-1	P	P	P	C
Joseph, Junior	4-0	P	P	P	P
Kirkpatrick, Dre	3-3	LCB	LCB	LCB	DNP
Kroft, Tyler	3-2	TE	TE	P	DNP
Lawry, Ray	1-0	P	NWT	NWT	NWT
Lawson, Carl	4-1	P	P	P	RDE
Lundblade, Brad	4-0	P	P	P	P
Malone, Josh	4-1	P	P	P	WR
McRae, Tony	1-0	DNP	DNP	P	DNP
Mixon, Joe	3-3	HB	HB	HB	DNP
Murphy, Jared	4-0	P	P	P	P
Murray, Justin	4-0	P	P	P	P
Nickerson, Hardy	4-1	P	P	P	MLB
Ogbuehi, Cedric	4-0	P	P	P	P
Okoye, Chris	4-0	P	P	P	P
Perkins, Kent	4-0	P	P	P	P
Phillips, Darius	4-0	P	P	P	P
Price, Billy	3-3	C	C	C	DNP
Redmond, Alex	4-2	P	P	RG	RG
Rey, Vincent	1-0	P	DNP	DNP	DNP
Robinson, Simeyon	3-0	NWT	P	P	P
Ross, John, III	4-2	P	P	WR	WR
Ross, Kayaune	3-0	DNP	P	P	P
Russell, KeiVarae	4-1	P	P	P	RCB
Schreck, Mason	4-1	P	P	P	TE
Shaw, Josh	3-0	P	P	P	DNP
Shelton, Sojourn	0-0	DNP	DNP	NWT	NWT
Tate, Auden	4-0	P	P	P	P
Taylor, Rod	0-0	RI	RI	RI	RI
Tupou, Josh	2-1	DNP	DNP	P	NT
Uzomah, C.J.	3-2	TE	P	2ndTE	DNP
Vigil, Nick	3-3	SLB	SLB	SLB	DNP
Walton, Mark	4-1	P	P	P	HB
Westerman, Christian	4-1	P	P	P	LG
White, Ka Raun	4-0	P	P	P	P
Whitfield, Kermit	4-0	P	P	P	P
Williams, Jarveon	3-0	P	P	P	DNP
Williams, Shawn	4-3	SS	SS	SS	P
Willis, Jordan	4-1	P	P	P	LDE
Wilson, Brandon	4-1	P	P	P	SS
Wilson, Eddy	4-0	P	P	P	P
Woodside, Logan	2-0	DNP	P	DNP	P
Worley, Chris	4-0	P	P	P	P







**FULLBACK  
ICKEY WOODS  
[1988-91]**

# RECORDS



# REGULAR-SEASON INDIVIDUAL RECORDS

The following are regular-season records. Postseason records can be found in the postseason portion of the team history section.

## SERVICE

### MOST SEASONS

16	Ken Anderson.....	1971-86
15	Ken Riley.....	1969-83
14	Reggie Williams.....	1976-89
13	Jim Breech.....	1980-92
13	Anthony Munoz.....	1980-92
13	Joe Walter.....	1985-97
13	Rich Brahm.....	1994-2006

### GAMES PLAYED/CAREER

207	Ken Riley.....	1969-83
206	Reggie Williams.....	1976-89
192	Ken Anderson.....	1971-86
188	Tim Krumrie.....	1983-94
185	Anthony Munoz.....	1980-92

### CONSECUTIVE GAMES PLAYED

169	Lee Johnson.....	1988-98
149	Pat McInally.....	1976-85
137	Reggie Williams.....	1980-89
122	Tim Krumrie.....	1987-94
117	Tony McGee.....	1993-2001
117	Clark Harris.....	2009-16

## SCORING

### TOTAL POINTS

CAREER	1151	Jim Breech.....	1980-92
	779	Shayne Graham.....	2003-09
	718	Mike Nugent.....	2010-16
	660	Doug Pelfrey.....	1993-99
	549	Horst Muhlmann.....	1969-74

SEASON	132	Mike Nugent.....	2011
(total)	131	Shayne Graham.....	2005
	130	Shayne Graham.....	2007
	122	Shayne Graham.....	2004
	121	Doug Pelfrey.....	1995

SEASON	8.25	Mike Nugent (132 points/16 games).....	2011
(average per	8.19	Shayne Graham (131 points/16 games).....	2005
team game)	8.13	Shayne Graham (130 points/16 games).....	2007
	7.93	Horst Muhlmann (111 points/14 games).....	1972
	7.71	Horst Muhlmann (108 points/14 games).....	1970

GAME	24	Larry Kinnebrew.....	Oct. 28, 1984 at Houston
	24	Corey Dillon.....	Dec. 4, 1997 vs. Tennessee
	24	Marvin Jones.....	Oct. 27, 2013 vs. N.Y. Jets
	21	Shayne Graham.....	Nov. 11, 2007 at Baltimore
	19	Horst Muhlmann.....	Nov. 8, 1970 at Buffalo
	19	Horst Muhlmann.....	Dec. 17, 1972 at Houston

### TOUCHDOWNS

CAREER	70	Pete Johnson.....	1977-83
	66	Chad Johnson.....	2001-10
	64	James Brooks.....	1984-91
	64	Carl Pickens.....	1992-99
	63	A.J. Green.....	2011-18

SEASON	17	Carl Pickens.....	1995
	16	Pete Johnson.....	1981
	15	Pete Johnson.....	1979
	15	Ickey Woods.....	1988
	14	Pete Johnson.....	1983
	14	James Brooks.....	1988

GAME	4	Larry Kinnebrew.....	Oct. 28, 1984 at Houston
	4	Corey Dillon.....	Dec. 4, 1997 vs. Tennessee
	4	Marvin Jones.....	Oct. 27, 2013 vs. N.Y. Jets
	3	(many times; most recently A.J. Green, Sept. 13, 2018 vs. Baltimore)	

### MOST GAMES WITH AT LEAST ONE TOUCHDOWN

CONSECUTIVE	10	Carl Pickens.....	Nov. 27, 1994-Oct. 1, 1995
	9	A.J. Green.....	Sept. 16, 2012-Nov. 18, 2012
	8	T.J. Houshmandzadeh.....	Sept. 10-Nov. 4, 2007
	6	Stan Fritts.....	Nov. 17, 1975-Dec. 21, 1975
	6	Rudi Johnson.....	Nov. 6-Dec. 18, 2005

## POINTS AFTER TOUCHDOWNS

CAREER	476	Jim Breech.....	1980-92
	248	Shayne Graham.....	2003-09
	247	Mike Nugent.....	2010-16
	201	Doug Pelfrey.....	1993-99
	189	Horst Muhlmann.....	1969-74

SEASON	56	Jim Breech.....	1988
	52	Mike Nugent.....	2013
	50	Jim Breech.....	1986
	49	Jim Breech.....	1981
	48	Jim Breech.....	1985
	48	Mike Nugent.....	2015

GAME	8	Jim Breech.....	Oct. 29, 1989 vs. Tampa Bay
	7	(seven times; most recently Mike Nugent, Oct. 27, 2013 vs. N.Y. Jets)	

## CONSECUTIVE POINTS AFTER TOUCHDOWNS

158	Shayne Graham.....	Sept. 7, 2003-Nov. 26, 2006
103	Doug Pelfrey.....	Sept. 18, 1994-Oct. 5, 1997
101	Horst Muhlmann.....	Oct. 19, 1969-Nov. 19, 1972
86	Mike Nugent.....	Sept. 22, 2013-Sept. 13, 2015
69	Mike Nugent.....	Oct. 9, 2011-Sept. 22, 2013

## FIELD GOALS

CAREER	225	Jim Breech.....	1980-92
	177	Shayne Graham.....	2003-09
	157	Mike Nugent.....	2010-16
	153	Doug Pelfrey.....	1993-99
	120	Horst Muhlmann.....	1969-74

SEASON	33	Mike Nugent.....	2011
(total)	31	Shayne Graham.....	2007
	29	Doug Pelfrey.....	1995
	28	Doug Pelfrey.....	1994
	28	Shayne Graham.....	2005

SEASON	2.06	Mike Nugent (33 field goals/16 games).....	2011
(average per	1.94	Shayne Graham (31 field goals/16 games).....	2007
team game)	1.93	Horst Muhlmann (27 field goals/14 games).....	1972
	1.81	Doug Pelfrey (29 field goals/16 games).....	1995
	1.78	Horst Muhlmann (25 field goals/14 games).....	1970

GAME	7	Shayne Graham.....	Nov. 11, 2007 at Baltimore
	6	Doug Pelfrey.....	Nov. 6, 1994 at Seattle (OT)
	5	(eight times; most recently Mike Nugent, Sept. 29, 2016 vs. Miami)	

## CONSECUTIVE FIELD GOALS

21	Shayne Graham.....	2007
17	Shayne Graham.....	2005-06
15	Mike Nugent.....	2014
14	Mike Nugent.....	2010-11
14	Randy Bullock.....	2017-18

## LONGEST FIELD GOALS

55	Chris Bahr.....	Sept. 23, 1979 vs. Houston
55	Mike Nugent.....	Nov. 25, 2012 vs. Oakland
54	Doug Pelfrey.....	Dec. 24, 1994 vs. Philadelphia
54	Neil Rackers.....	Sept. 8, 2002 vs. San Diego
54	Mike Nugent.....	Sept. 12, 2010 at New England
54	Mike Nugent.....	Oct. 20, 2013 at Detroit
54	Mike Nugent.....	Oct. 31, 2013 at Miami

## FIELD GOAL PERCENTAGE

CAREER	86.76	Shayne Graham (177 made/204 att.).....	2003-09
	81.77	Mike Nugent (157 made/192 att.).....	2010-16
	77.27	Doug Pelfrey (153 made/198 att.).....	1993-99
	71.88	Jim Breech (225 made/313 att.).....	1980-92
	64.52	Horst Muhlmann (120 made/186 att.).....	1969-74
	57.94	Chris Bahr (62 made/107 att.).....	1976-79

NOTE: Minimum 75 attempts.

SEASON	91.18	Shayne Graham (31 made/34 att.).....	2007
	90.00	Randy Bullock (18 made/20 att.).....	2017
	88.00	Shayne Graham (22 made/25 att.).....	2003
	87.50	Shayne Graham (28 made/32 att.).....	2005
	87.50	Shayne Graham (21 made/24 att.).....	2008

NOTE: Minimum one attempt per game in season.

**CAREER FIELD GOAL PERCENTAGE BY DISTANCE**

**1-19 YARDS** 96.55 Horst Muhlmann (28 made/29 att.) ..... 1969-74  
 NOTE: Minimum 25 attempts.

**20-29 YARDS** 100.00 Mike Nugent (47 made/47 att.) ..... 2010-16  
 96.67 Shayne Graham (58 made/60 att.) ..... 2003-09  
 94.12 Doug Pelfrey (48 made/51 att.) ..... 1993-99  
 92.31 Jim Breech (84 made/91 att.) ..... 1980-92  
 78.13 Chris Bahr (25 made/32 att.) ..... 1976-79  
 NOTE: Minimum 25 attempts.

**30-39 YARDS** 90.28 Shayne Graham (65 made/72 att.) ..... 2003-09  
 85.45 Mike Nugent (47 made/55 att.) ..... 2010-16  
 83.84 Jim Breech (83 made/99 att.) ..... 1980-92  
 78.13 Doug Pelfrey (50 made/64 att.) ..... 1993-99  
 NOTE: Minimum 25 attempts.

**40-49 YARDS** 83.33 Shayne Graham (45 made/54 att.) ..... 2003-09  
 76.81 Mike Nugent (53 made/69 att.) ..... 2010-16  
 69.35 Doug Pelfrey (43 made/62 att.) ..... 1993-99  
 50.55 Jim Breech (46 made/91 att.) ..... 1980-92  
 NOTE: Minimum 25 attempts.

**50+ YARDS** 47.06 Doug Pelfrey (eight made/17 att.) ..... 1993-99  
 43.75 Shayne Graham (seven made/16 att.) ..... 2003-09  
 42.11 Mike Nugent (eight made/19 att.) ..... 2010-16  
 41.67 Chris Bahr (five made/12 att.) ..... 1976-79  
 NOTE: Minimum 10 attempts.

**SAFETIES**

**CAREER** 2 Reggie Williams ..... 1976-89  
 2 Alfred Williams ..... 1991-94

**RUSHING****TOTAL RUSHING ATTEMPTS**

**CAREER** 1865 Corey Dillon ..... 1997-2003  
 1441 Rudi Johnson ..... 2001-07  
 1402 Pete Johnson ..... 1977-83  
 1344 James Brooks ..... 1984-91  
 1109 Cedric Benson ..... 2008-11

**SEASON** 361 Rudi Johnson ..... 2004  
 341 Rudi Johnson ..... 2006  
 340 Corey Dillon ..... 2001  
 337 Rudi Johnson ..... 2005  
 321 Cedric Benson ..... 2010

**GAME** 43 Rudi Johnson ..... Nov. 9, 2003 vs. Houston  
 39 Corey Dillon ..... Dec. 4, 1997 vs. Tennessee  
 38 Pete Johnson ..... Dec. 4, 1983 at Pittsburgh  
 38 Cedric Benson ..... Dec. 21, 2008 at Cleveland  
 37 Cedric Benson ..... Oct. 25, 2009 vs. Chicago

**RUSHING YARDS**

**CAREER** 8061 Corey Dillon ..... 1997-2003  
 6447 James Brooks ..... 1984-91  
 5742 Rudi Johnson ..... 2001-07  
 5421 Pete Johnson ..... 1977-83  
 4176 Cedric Benson ..... 2008-11

**SEASON** 1458 Rudi Johnson ..... 2005  
 1454 Rudi Johnson ..... 2004  
 1435 Corey Dillon ..... 2000  
 1315 Corey Dillon ..... 2001  
 1311 Corey Dillon ..... 2002

**GAME** 278 Corey Dillon ..... Oct. 22, 2000 vs. Denver  
 246 Corey Dillon ..... Dec. 4, 1997 vs. Tennessee  
 216 Corey Dillon ..... Dec. 3, 2000 vs. Arizona  
 202 Rudi Johnson ..... Nov. 28, 2004 vs. Cleveland  
 201 James Brooks ..... Dec. 23, 1990 vs. Houston

**AVERAGE YARDS PER RUSHING ATTEMPT**

**CAREER** 4.80 James Brooks (6447 yards/1344 att.) ..... 1984-91  
 4.55 Essex Johnson (3070 yards/675 att.) ..... 1968-75  
 4.32 Corey Dillon (8061 yards/1865 att.) ..... 1997-2003  
 4.18 Giovanni Bernard (2900 yards/688 att.) ..... 2013-18  
 4.08 Jeremy Hill (2873 yards/704 att.) ..... 2014-17  
 4.06 Archie Griffin (2808 yards/691 att.) ..... 1976-83  
 4.04 Larry Kinnebrew (2582 yards/639 att.) ..... 1983-87  
 NOTE: Minimum 500 attempts.

**RUSHING TOUCHDOWNS**

**CAREER** 64 Pete Johnson ..... 1977-83  
 48 Rudi Johnson ..... 2001-07  
 45 Corey Dillon ..... 1997-2003  
 37 Larry Kinnebrew ..... 1983-87  
 37 James Brooks ..... 1984-91

**SEASON** 15 Ickey Woods ..... 1988  
 14 Pete Johnson ..... 1979  
 14 Pete Johnson ..... 1983  
 12 Pete Johnson ..... 1981  
 12 Rudi Johnson ..... 2004  
 12 Rudi Johnson ..... 2005  
 12 Rudi Johnson ..... 2006

**GAME** 4 Corey Dillon ..... Dec. 4, 1997 vs. Tennessee  
 3 (many times; most recently Jeremy Hill, Oct. 4, 2015 vs. Kansas City)

**LONGEST RUSHES**

96-td Corey Dillon ..... Oct. 28, 2001 at Detroit  
 89-td Giovanni Bernard ..... Oct. 12, 2014 vs. Carolina  
 87-td Paul Robinson ..... Oct. 27, 1968 at Oakland  
 86-td Essex Johnson ..... Dec. 5, 1971 at Cleveland  
 85-td Jeremy Hill ..... Dec. 22, 2014 vs. Denver

**MOST 100-YARD GAMES**

**CAREER** 28 Corey Dillon ..... 1997-2003  
 19 Rudi Johnson ..... 2001-07  
 17 James Brooks ..... 1984-91  
 15 Cedric Benson ..... 2008-11  
 14 Pete Johnson ..... 1977-83

**SEASON** 6 Cedric Benson ..... 2009  
 5 Ickey Woods ..... 1988  
 5 James Brooks ..... 1989  
 5 Harold Green ..... 1992  
 5 Corey Dillon ..... 1999  
 5 Corey Dillon ..... 2000  
 5 Corey Dillon ..... 2002  
 5 Rudi Johnson ..... 2004  
 5 Rudi Johnson ..... 2006  
 5 Jeremy Hill ..... 2014

**CONSECUTIVE** 4 Paul Robinson ..... 1968 (Games 8-11)  
 3 Pete Johnson ..... 1980 (Games 13-15)  
 3 Corey Dillon ..... 1997 (Games 13-15)  
 3 Corey Dillon ..... 1999 (Games 12-14)  
 3 BenJarvus Green-Ellis ..... 2012 (Games 10-12)  
 3 Jeremy Hill ..... 2014 (Games 14-16)

**PASSING****TOTAL PASSING ATTEMPTS**

**CAREER** 4475 Ken Anderson ..... 1971-86  
 3921 Andy Dalton ..... 2011-18  
 3564 Boomer Esiason ..... 1984-92, 97  
 3217 Carson Palmer ..... 2003-10  
 2221 Jeff Blake ..... 1994-99

**SEASON** 586 Carson Palmer ..... 2010  
 586 Andy Dalton ..... 2013  
 581 Jon Kitna ..... 2001  
 575 Carson Palmer ..... 2007  
 567 Jeff Blake ..... 1995

**GAME** 68 Jon Kitna ..... Dec. 30, 2001 vs. Pittsburgh (OT)  
 56 Ken Anderson ..... Dec. 20, 1982 at San Diego  
 54 Boomer Esiason ..... Dec. 25, 1989 at Minnesota  
 54 Andy Dalton ..... Sept. 18, 2016 at Pittsburgh  
 53 Boomer Esiason ..... Nov. 22, 1987 vs. Pittsburgh  
 53 Andy Dalton ..... Oct. 31, 2013 at Miami (OT)

(Regular-season individual records, continued)

### COMPLETIONS

CAREER	2654	Ken Anderson .....	1971-86
	2443	Andy Dalton .....	2011-18
	2024	Carson Palmer .....	2003-10
	2015	Boomer Esiason .....	1984-92, 97
	1240	Jeff Blake .....	1994-99

SEASON (total)	373	Carson Palmer .....	2007
	364	Andy Dalton .....	2016
	363	Andy Dalton .....	2013
	362	Carson Palmer .....	2010
	345	Carson Palmer .....	2005

SEASON (average per team game)	24.22	Ken Anderson (218 comp./nine games) .....	1982
	23.31	Carson Palmer (373 comp./16 games) .....	2007
	22.75	Andy Dalton (364 comp./16 games) .....	2016
	22.69	Andy Dalton (363 comp./16 games) .....	2013
	22.63	Carson Palmer (362 comp./16 games) .....	2010

GAME	40	Ken Anderson .....	Dec. 20, 1982 at San Diego
	37	Carson Palmer .....	Nov. 18, 2007 vs. Arizona
	36	Carson Palmer .....	Oct. 24, 2010 at Atlanta
	35	Jon Kitna .....	Dec. 30, 2001 vs. Pittsburgh (OT)
	34	Carson Palmer .....	Sept. 12, 2010 at New England

### COMPLETION PERCENTAGE

CAREER	62.92	Carson Palmer (2024 comp./3217 att.) .....	2003-10
	62.31	Andy Dalton (2443 comp./3921 att.) .....	2011-18
	59.31	Ken Anderson (2654 comp./4475 att.) .....	1971-86
	59.11	Jon Kitna (1009 comp./1707 att.) .....	2001-05
	56.54	Boomer Esiason (2015 comp./3564 att.) .....	1984-92, 97
	56.36	Virgil Carter (328 comp./582 att.) .....	1970-73

NOTE: Minimum 500 attempts.

SEASON	70.55	Ken Anderson (218 comp./309 att.) .....	1982
	67.78	Carson Palmer (345 comp./509 att.) .....	2005
	66.67	Ken Anderson (198 comp./297 att.) .....	1983
	66.06	Andy Dalton (255 comp./386 att.) .....	2015
	64.94	Ken Anderson (213 comp./328 att.) .....	1974
	64.87	Carson Palmer (373 comp./575 att.) .....	2007

NOTE: Minimum 14 attempts per games in season.

GAME	90.91	Ken Anderson (20/22) .....	Nov. 10, 1974 vs. Pittsburgh
	87.10	Ken Anderson (27/31) .....	Jan. 2, 1983 at Houston
	86.96	Turk Schonert (20/23) .....	Nov. 25, 1984 vs. Atlanta
	84.21	Carson Palmer (32/38) .....	Nov. 25, 2007 vs. Tennessee
	83.33	Carson Palmer (20/24) .....	Oct. 25, 2009 vs. Chicago
	83.33	Andy Dalton (25/30) .....	Oct. 1, 2017 at Cleveland

NOTE: Minimum 20 attempts.

### PASSING YARDS

CAREER	32,838	Ken Anderson .....	1971-86
	28,100	Andy Dalton .....	2011-18
	27,149	Boomer Esiason .....	1984-92, 97
	22,694	Carson Palmer .....	2003-10
	15,134	Jeff Blake .....	1994-99

SEASON (total)	4293	Andy Dalton .....	2013
	4206	Andy Dalton .....	2016
	4131	Carson Palmer .....	2007
	4035	Carson Palmer .....	2006
	3970	Carson Palmer .....	2010

SEASON (average per team game)	277.22	Ken Anderson (2495 yards/nine games) .....	1982
	268.31	Andy Dalton (4293 yards/16 games) .....	2013
	262.88	Andy Dalton (4206 yards/16 games) .....	2016
	258.19	Carson Palmer (4131 yards/16 games) .....	2007
	252.19	Carson Palmer (4035 yards/16 games) .....	2006

NOTE: Minimum average of 14 attempts per games in season.

GAME	490	Boomer Esiason .....	Oct. 7, 1990 at L.A. Rams (OT)
	447	Ken Anderson .....	Nov. 17, 1975 vs. Buffalo
	440	Carson Palmer .....	Nov. 12, 2006 vs. San Diego
	425	Boomer Esiason .....	Dec. 21, 1986 vs. N.Y. Jets
	416	Ken Anderson .....	Dec. 20, 1982 at San Diego

### AVERAGE YARDS PER PASSING ATTEMPT

CAREER	7.62	Boomer Esiason (27,149 yards/3564 att.) .....	1984-92, 97
	7.34	Ken Anderson (32,838 yards/4475 att.) .....	1971-86
	7.17	Andy Dalton (28,100 yards/3921 att.) .....	2011-18
	7.05	Carson Palmer (22,694 yards/3217 att.) .....	2003-10
	6.81	Jeff Blake (15,134 yards/2221 att.) .....	1994-99
	6.62	Virgil Carter (3850 yards/582 att.) .....	1970-73

NOTE: Minimum 500 attempts.

SEASON	9.41	Greg Cook (1854 yards/197 att.) .....	1969
	9.21	Boomer Esiason (3572 yards/388 att.) .....	1988
	8.44	Boomer Esiason (3959 yards/469 att.) .....	1986
	8.42	Andy Dalton (3250 yards/386 att.) .....	2015
	8.41	Ken Anderson (3169 yards/377 att.) .....	1975

NOTE: Minimum 14 attempts per games in season.

### TOUCHDOWN PASSES

CAREER	197	Ken Anderson .....	1971-86
	188	Andy Dalton .....	2011-18
	187	Boomer Esiason .....	1984-92, 97
	154	Carson Palmer .....	2003-10
	93	Jeff Blake .....	1994-99

SEASON	33	Andy Dalton .....	2013
	32	Carson Palmer .....	2005
	29	Ken Anderson .....	1981
	28	Boomer Esiason .....	1988
	28	Boomer Esiason .....	1989
	28	Jeff Blake .....	1995
	28	Carson Palmer .....	2006

GAME	6	Carson Palmer .....	Sept. 16, 2007 at Cleveland
	5	Boomer Esiason .....	Dec. 21, 1986 vs. N.Y. Jets
	5	Boomer Esiason .....	Oct. 29, 1989 vs. Tampa Bay
	5	Carson Palmer .....	Oct. 25, 2009 vs. Chicago
	5	Andy Dalton .....	Oct. 27, 2013 vs. N.Y. Jets

### PASSES HAD INTERCEPTED

CAREER	160	Ken Anderson .....	1971-86
	131	Boomer Esiason .....	1984-92, 97
	104	Andy Dalton .....	2011-18
	100	Carson Palmer .....	2003-10
	62	Jeff Blake .....	1994-99

SEASON	22	Ken Anderson .....	1978
	22	Boomer Esiason .....	1990
	22	Jon Kitna .....	2001
	20	Carson Palmer .....	2007
	20	Carson Palmer .....	2010
	20	Andy Dalton .....	2013

GAME	5	Boomer Esiason .....	Oct. 16, 1988 at New England
	4	(many times; most recently Andy Dalton, Sept. 23, 2018 at Carolina)	

### PASSER RATING

CAREER	88.8	Andy Dalton .....	2011-18
	86.9	Carson Palmer .....	2003-10
	83.1	Boomer Esiason .....	1984-92, 97
	81.9	Ken Anderson .....	1971-86
	79.3	Jeff Blake .....	1994-99
	74.9	Virgil Carter .....	1970-73

NOTE: Minimum 500 attempts.

SEASON	106.3	Andy Dalton .....	2015
	101.1	Carson Palmer .....	2005
	98.4	Ken Anderson .....	1981
	97.4	Boomer Esiason .....	1988
	95.7	Ken Anderson .....	1974

NOTE: Minimum 14 attempts per games in season.

### LONGEST PASSES

94-td	Ken Anderson to Billy Brooks .....	Nov. 13, 1977 at Minnesota
90-td	Virgil Carter to Speedy Thomas .....	Sept. 19, 1971 vs. Philadelphia
88-td	Jeff Blake to Darnay Scott .....	Sept. 17, 1995 at Seattle
86-td	Boomer Esiason to Eddie Brown .....	Nov. 6, 1988 vs. Pittsburgh
86-td	Andy Dalton to Brandon LaFell .....	Dec. 24, 2016 at Houston

### MOST 300-YARD GAMES

CAREER	24	Andy Dalton .....	2011-18
	23	Boomer Esiason .....	1984-92, 97
	19	Ken Anderson .....	1971-86
	17	Carson Palmer .....	2003-10
	8	Jeff Blake .....	1994-99

SEASON	5	Boomer Esiason .....	1987
	5	Carson Palmer .....	2007
	5	Andy Dalton .....	2013
	4	Ken Anderson .....	1982
	4	Boomer Esiason .....	1985
	4	Boomer Esiason .....	1989
	4	Carson Palmer .....	2010
	4	Andy Dalton .....	2015
	4	Andy Dalton .....	2016

CONSECUTIVE	4	Andy Dalton .....	2013 (Games 6-9)
	3	Ken Anderson .....	1984 (Games 1-3)
	3	Andy Dalton .....	2015 (Games 3-5)
	2	(many times; most recently Andy Dalton, 2018, Games 3-4)	

**RECEIVING****TOTAL RECEPTIONS**

<b>CAREER</b>	751	Chad Johnson	2001-10
	602	A.J. Green	2011-18
	530	Carl Pickens	1992-99
	507	T.J. Houshmandzadeh	2001-08
	417	Cris Collinsworth	1981-88
<b>SEASON</b>	112	T.J. Houshmandzadeh	2007
	100	Carl Pickens	1996
	99	Carl Pickens	1995
	98	A.J. Green	2013
	97	Chad Johnson	2005
	97	A.J. Green	2012
<b>GAME</b>	13	Carl Pickens	Oct. 11, 1998 vs. Pittsburgh
	12	(many times; most recently A.J. Green, Sept. 11, 2016 at N.Y. Jets)	

**RECEIVING YARDS**

<b>CAREER</b>	10,783	Chad Johnson	2001-10
	8907	A.J. Green	2011-18
	7101	Isaac Curtis	1973-84
	6887	Carl Pickens	1992-99
	6698	Cris Collinsworth	1981-88
<b>SEASON</b>	1440	Chad Johnson	2007
	1432	Chad Johnson	2005
	1426	A.J. Green	2013
	1369	Chad Johnson	2006
	1355	Chad Johnson	2003
<b>GAME</b>	260	Chad Johnson	Nov. 12, 2006 vs. San Diego
	227	A.J. Green	Sept. 27, 2015 at Baltimore
	224	A.J. Green	Dec. 7, 2014 vs. Pittsburgh
	222	Terrell Owens	Oct. 3, 2010 at Cleveland
	216	Eddie Brown	Nov. 6, 1988 vs. Pittsburgh

**AVERAGE YARDS PER RECEPTION**

<b>CAREER</b>	17.07	Isaac Curtis (7101 yards/416 rec.)	1973-84
	16.90	Eddie Brown (6134 yards/363 rec.)	1985-91
	16.68	Tim McGee (4703 yards/282 rec.)	1986-92, 94-95
	16.06	Cris Collinsworth (6698 yards/417 rec.)	1981-88
	15.48	Darnay Scott (5975 yards/386 rec.)	1994-2001

NOTE: Minimum 100 receptions.

<b>SEASON</b>	24.02	Eddie Brown (1273 yards/53 rec.)	1988
	22.57	Bob Trumpy (835 yards/37 rec.)	1969
	21.38	Eric Crabtree (855 yards/40 rec.)	1969
	21.23	Isaac Curtis (934 yards/44 rec.)	1975
	21.10	Isaac Curtis (633 yards/30 rec.)	1974

NOTE: Minimum 30 receptions.

**RECEIVING TOUCHDOWNS**

<b>CAREER</b>	66	Chad Johnson	2001-10
	63	Carl Pickens	1992-99
	63	A.J. Green	2011-18
	53	Isaac Curtis	1973-84
	41	Eddie Brown	1985-91
<b>SEASON</b>	17	Carl Pickens	1995
	13	Tyler Eifert	2015
	12	Carl Pickens	1996
	12	T.J. Houshmandzadeh	2007
	11	Carl Pickens	1994
	11	A.J. Green	2012
	11	A.J. Green	2013
<b>GAME</b>	4	Marvin Jones	Oct. 27, 2013 vs. N.Y. Jets
	3	(many times; most recently A.J. Green, Sept. 13, 2018 vs. Baltimore)	

**LONGEST RECEPTIONS**

94-td	Billy Brooks from Ken Anderson	Nov. 13, 1977 at Minnesota
90-td	Speedy Thomas from Virgil Carter	Sept. 19, 1971 vs. Philadelphia
88-td	Darnay Scott from Jeff Blake	Sept. 17, 1995 at Seattle
86-td	Eddie Brown from Boomer Esiason	Nov. 6, 1988 vs. Pittsburgh
86-td	Brandon LaFell from Andy Dalton	Dec. 24, 2016 at Houston

**MOST 100-YARD GAMES**

<b>CAREER</b>	33	A.J. Green	2011-18
	31	Chad Johnson	2001-10
	20	Isaac Curtis	1973-84
	19	Carl Pickens	1992-99
	18	Cris Collinsworth	1981-88
<b>SEASON</b>	6	A.J. Green	2013
	5	Eddie Brown	1988
	5	Tim McGee	1989
	5	Carl Pickens	1994
	5	Carl Pickens	1995
	5	Chad Johnson	2002
	5	Chad Johnson	2003
	5	Chad Johnson	2007
	5	A.J. Green	2012
	5	A.J. Green	2014
<b>CONSECUTIVE</b>	5	A.J. Green	2013 (Games 6-10)
	4	Carl Pickens	1994 (Games 10-13)
	3	Isaac Curtis	1973 (Games 13-14) to '74 (Game 1)
	3	Chad Johnson	2002 (Games 9-11)
	3	Chad Johnson	2006 (Games 9-11)
	3	T.J. Houshmandzadeh	2007 (Games 3-5)

**PUNTING****TOTAL PUNTS**

<b>CAREER</b>	768	Kevin Huber	2009-18
	746	Lee Johnson	1988-98
	700	Pat McInally	1976-85
	379	Kyle Larson	2004-08
	285	Dave Lewis	1970-73
<b>SEASON</b>	100	Kyle Larson	2008
	94	Daniel Pope	2000
	91	Pat McInally	1978
	91	Kevin Huber	2011
	90	Lee Johnson	1993
<b>GAME</b>	11	Lee Johnson	Nov. 2, 1997 vs. San Diego
	11	Kyle Larson	Nov. 16, 2008 vs. Philadelphia (OT)
	11	Kyle Larson	Nov. 30, 2008 vs. Baltimore
	11	Kevin Huber	Oct. 19, 2014 at Indianapolis

**PUNTING YARDS**

<b>CAREER</b>	34,618	Kevin Huber	2009-18
	32,196	Lee Johnson	1988-98
	29,307	Pat McInally	1976-85
	15,900	Kyle Larson	2004-08
	12,447	Dave Lewis	1970-73
<b>SEASON</b>	4101	Kevin Huber	2017
(total)	4023	Kevin Huber	2011
	3954	Lee Johnson	1993
	3945	Kyle Larson	2008
	3919	Pat McInally	1978
<b>SEASON</b>	260.79	Dave Lewis (3651 yards/14 games)	1970
(average per team game)	256.31	Kevin Huber (4101 yards/16 games)	2017
	251.44	Kevin Huber (4023 yards/16 games)	2011
	247.13	Lee Johnson (3954 yards/16 games)	1993
	246.56	Kyle Larson (3945 yards/16 games)	2008
<b>GAME</b>	558	Kevin Huber	Oct. 19, 2014 at Indianapolis
	483	Dave Lewis	Sept. 26, 1971 at Pittsburgh
	480	Kyle Larson	Nov. 30, 2008 vs. Baltimore
	474	Lee Johnson	Nov. 2, 1997 vs. San Diego
	465	Scott Fulhage	Oct. 4, 1987 vs. San Diego

**AVERAGE YARDS PER PUNT**

<b>CAREER</b>	45.08	Kevin Huber (34,618 yards/768 punts)	2009-18
	43.67	Dave Lewis (12,447 yards/285 punts)	1970-73
	43.16	Lee Johnson (32,196 yards/746 punts)	1988-98
	41.95	Kyle Larson (15,900 yards/379 punts)	2004-08
	41.87	Pat McInally (29,307 yards/700 punts)	1976-85
	41.46	Dale Livingston (5805 yards/140 punts)	1968-69

NOTE: Minimum 100 punts.

<b>SEASON</b>	46.84	Kevin Huber (3419 yards/73 punts)	2014
	46.60	Kevin Huber (4101 yards/88 punts)	2017
	46.58	Kevin Huber (3540 yards/76 punts)	2012
	46.32	Kevin Huber (3613 yards/78 punts)	2016
	46.22	Dave Lewis (3651 yards/79 punts)	1970

NOTE: Minimum 40 punts.

<b>GAME</b>	63.00	Will Brice (189 yds./three punts)	Sept. 12, 1999 at Tennessee
	55.67	Pat McInally (167 yds./three punts)	Sept. 27, 1981 vs. Buff. (OT)
	55.50	Kevin Huber (222 yds./four punts)	Dec. 1, 2013 at San Diego
	55.00	Lee Johnson (220 yds./four punts)	Oct. 24, 1993 at Houston
	54.80	Pat McInally (274 yds./five punts)	Oct. 21, 1979 at Cleveland

NOTE: Minimum three punts.

(Regular-season individual records, continued)

### NET YARDS PER PUNT

(SINCE 1976)

CAREER	39.79	Kevin Huber .....	2009-18
	35.74	Kyle Larson .....	2004-08
	35.28	Lee Johnson .....	1988-98
	33.96	Pat McNally .....	1976-85
	32.36	Nick Harris .....	2001-03

NOTE: Minimum 100 punts.

SEASON	42.10	Kevin Huber .....	2014
	41.97	Kevin Huber .....	2012
	40.80	Kevin Huber .....	2017
	40.50	Kevin Huber .....	2013
	40.48	Kevin Huber .....	2015

NOTE: Minimum 40 punts.

GAME	55.5	Kevin Huber .....	Dec. 1, 2013 at San Diego
	51.3	Lee Johnson .....	Nov. 6, 1994 at Seattle (OT)
	50.3	Kyle Larson .....	Dec. 9, 2007 vs. St. Louis
	50.3	Kevin Huber .....	Oct. 27, 2013 vs. N.Y. Jets
	49.0	Kevin Huber .....	Sept. 21, 2014 vs. Tennessee

NOTE: Minimum three punts.

### INSIDE-20 PUNTS

(SINCE 1976)

CAREER	266	Kevin Huber .....	2009-18
	186	Lee Johnson .....	1988-98
	157	Pat McNally .....	1976-85
	109	Kyle Larson .....	2004-08
	37	Nick Harris .....	2001-03

SEASON	33	Kevin Huber .....	2012
	32	Kevin Huber .....	2017
	29	Kevin Huber .....	2018
	28	Kyle Larson .....	2008
	28	Kevin Huber .....	2010

GAME	6	Lee Johnson .....	Nov. 2, 1997 vs. San Diego
	6	Kevin Huber .....	Sept. 14, 2017 vs. Houston
	5	Pat McNally .....	Oct. 5, 1980 at Green Bay
	5	Pat McNally .....	Oct. 21, 1984 vs. Cleveland
	5	Kevin Huber .....	Sept. 13, 2009 vs. Denver
	5	Kevin Huber .....	Sept. 26, 2010 at Carolina

### LONGEST PUNTS

75	Kyle Larson .....	Oct. 9, 2005 at Jacksonville
75	Kevin Huber .....	Dec. 1, 2013 at San Diego
73	Brad Costello .....	Dec. 13, 1998 at Indianapolis
72	Will Brice .....	Sept. 12, 1999 at Tennessee
72	Kevin Huber .....	Oct. 10, 2010 vs. Tampa Bay
72	Kevin Huber .....	Dec. 11, 2016 at Cleveland

### PUNT RETURNS

#### TOTAL PUNT RETURNS

CAREER	153	Brandon Tate .....	2011-15
	140	Mike Martin .....	1983-89
	130	Lemar Parrish .....	1970-77
	98	Adam Jones .....	2010-17
	91	Tommy Casanova .....	1972-77

SEASON	51	Brandon Tate .....	2011
	43	Patrick Robinson .....	1993
	40	Quan Cosby .....	2009
	39	Alex Erickson .....	2017
	36	Brandon Tate .....	2013

GAME	7	Tony Davis .....	Nov. 27, 1977 vs. N.Y. Giants
	7	Craig Yeast .....	Sept. 10, 2000 vs. Cleveland
	7	Brandon Tate .....	Oct. 2, 2011 vs. Buffalo
	6	(eight times; most recently Alex Erickson, Dec. 24, 2016 at Houston)	

### PUNT RETURN YARDS

CAREER	1411	Brandon Tate .....	2011-15
	1381	Mike Martin .....	1983-89
	1201	Lemar Parrish .....	1970-77
	1115	Adam Jones .....	2010-17
	784	Tommy Casanova .....	1972-77

SEASON	543	Brandon Tate .....	2011
	474	Quan Cosby .....	2009
	376	Mike Martin .....	1984
	338	Lemar Parrish .....	1974
	336	Brandon Tate .....	2013

GAME	126	T.J. Houshmandzadeh .....	Nov. 25, 2001 at Cleveland
	114	Quan Cosby .....	Sept. 20, 2009 at Green Bay
	106	Tommy Casanova .....	Oct. 8, 1972 vs. Denver
	100	Carl Pickens .....	Sept. 20, 1992 at Green Bay
	95	Lemar Parrish .....	Oct. 6, 1974 vs. Washington

### AVERAGE YARDS PER PUNT RETURN

CAREER	11.38	Adam Jones (1115 yards/98 ret.) .....	2010-17
	9.99	Quan Cosby (699 yards/70 ret.) .....	2009-10
	9.86	Mike Martin (1381 yards/140 ret.) .....	1983-89
	9.74	Peter Warrick (526 yards/54 ret.) .....	2000-04
	9.64	Corey Sawyer (482 yards/50 ret.) .....	1994-98
	9.24	Lemar Parrish (1201 yards/130 ret.) .....	1970-77

NOTE: Minimum 50 returns.

SEASON	18.778	Lemar Parrish (338 yards/18 ret.) .....	1974
	15.667	Mike Martin (376 yards/24 ret.) .....	1984
	12.045	Adam Jones (265 yards/22 ret.) .....	2014
	11.850	Quan Cosby (474 yards/40 ret.) .....	2009
	11.808	Corey Sawyer (307 yards/26 ret.) .....	1994

NOTE: Minimum 1.25 returns per game in season.

### PUNT RETURNS FOR TOUCHDOWNS

CAREER	4	Lemar Parrish .....	1970-77
	2	Mitchell Price .....	1990-93
	2	Craig Yeast .....	1999-2000
	2	Peter Warrick .....	2000-04

SEASON	2	Lemar Parrish .....	1974
	2	Craig Yeast .....	1999
	1	(many times; most recently Adam Jones, 2012)	

GAME	1	(many times; most recently Adam Jones, Sept. 16, 2012 vs. Cleveland)	
------	---	--	--

### LONGEST PUNT RETURNS

95-td	Carl Pickens .....	Sept. 20, 1992 at Green Bay
90-td	Lemar Parrish .....	Oct. 6, 1974 vs. Washington
86-td	Craig Yeast .....	Nov. 21, 1999 vs. Baltimore
86	T.J. Houshmandzadeh .....	Nov. 25, 2001 at Cleveland
82-td	Corey Sawyer .....	Sept. 25, 1994 at Houston
82-td	Peter Warrick .....	Dec. 17, 2000 vs. Jacksonville

### KICKOFF RETURNS

#### TOTAL KICKOFF RETURNS

CAREER	146	Tremain Mack .....	1997-2000
	145	Brandon Tate .....	2011-15
	136	Stanford Jennings .....	1984-90
	122	Glenn Holt .....	2006-08
	115	Eric Ball .....	1989-94

SEASON	64	Tab Perry .....	2005
	59	Glenn Holt .....	2007
	56	Bernard Scott .....	2010
	55	Deacon Turner .....	1979
	53	Brandon Bennett .....	2003

GAME	8	Eric Bieniemy .....	Nov. 30, 1997 at Philadelphia
	8	Tab Perry .....	Nov. 20, 2005 vs. Indianapolis
	7	(many times; most recently Brandon Tate, Oct. 5, 2014 at New England)	

### KICKOFF RETURN YARDS

CAREER	3583	Tremain Mack .....	1997-2000
	3517	Brandon Tate .....	2011-15
	2961	Glenn Holt .....	2006-08
	2752	Stanford Jennings .....	1984-90
	2522	Alex Erickson .....	2016-18

SEASON	1562	Tab Perry .....	2005
	1432	Glenn Holt .....	2007
	1382	Tremain Mack .....	1999
	1257	Bernard Scott .....	2010
	1231	Brandon Bennett .....	2002

GAME	228	Brandon Bennett .....	Nov. 10, 2002 at Baltimore
	212	Tremain Mack .....	Nov. 1, 1998 vs. Denver
	206	Bernard Scott .....	Nov. 15, 2009 at Pittsburgh
	201	Eric Bieniemy .....	Oct. 26, 1997 at N.Y. Giants
	197	Tab Perry .....	Dec. 4, 2005 at Pittsburgh



**AVERAGE YARDS PER KICKOFF RETURN**

<b>CAREER</b>	26.35	Adam Jones (1344 yards/51 ret.)	2010-17
	24.97	Alex Erickson (2522 yards/101 ret.)	2016-18
	24.66	Lemar Parrish (1504 yards/61 ret.)	1970-77
	24.54	Tremain Mack (3583 yards/146 ret.)	1997-2000
	24.48	Bernard Scott (1787 yards/73 ret.)	2009-12
	24.27	Glenn Holt (2961 yards/122 ret.)	2006-08

NOTE: Minimum 50 returns.

<b>SEASON</b>	31.26	Adam Jones (844 yards/27 ret.)	2014
	27.93	Alex Erickson (810 yards/29 ret.)	2016
	27.10	Tremain Mack (1382 yards/51 ret.)	1999
	26.23	Alex Erickson (1049 yards/40 ret.)	2018
	26.11	Brandon Tate (914 yards/35 ret.)	2013

NOTE: Minimum 1.25 returns per games in season.

**KICKOFF RETURNS FOR TOUCHDOWNS**

<b>CAREER</b>	2	Tremain Mack	1997-2000
---------------	---	--------------	-----------

<b>SEASON</b>	1	(many times; most recently Bernard Scott, 2009)	
---------------	---	---	--

<b>GAME</b>	1	(many times; most recently Bernard Scott, Nov. 15, 2009 at Pittsburgh)	
-------------	---	--	--

**LONGEST KICKOFF RETURNS**

102-td	Eric Bieniemy	Oct. 26, 1997 at N.Y. Giants
100-td	Glenn Holt	Nov. 4, 2007 at Buffalo
99-td	Tremain Mack	Nov. 14, 1999 vs. Tennessee
98-td	Stanford Jennings	Nov. 13, 1988 at Kansas City
97-td	Willie Shelby	Oct. 3, 1976 at Cleveland
97-td	Tremain Mack	Sept. 27, 1998 at Baltimore
97	Adam Jones	Oct. 12, 2014 vs. Carolina

**INTERCEPTIONS****TOTAL INTERCEPTIONS**

<b>CAREER</b>	65	Ken Riley	1969-83
	33	Louis Breeden	1978-87
	31	David Fulcher	1986-92
	26	Leon Hall	2007-15
	25	Lemar Parrish	1970-77

<b>SEASON</b>	10	Deltha O'Neal	2005
	9	Ken Riley	1976
	8	Ken Riley	1983
	8	David Fulcher	1989
	8	Ashley Ambrose	1996
	8	Tory James	2004
	8	Reggie Nelson	2015

<b>GAME</b>	3	Lemar Parrish	Dec. 17, 1972 at Houston
	3	Ken Riley	Dec. 12, 1976 at N.Y. Jets
	3	Louis Breeden	Dec. 14, 1980 at Chicago (OT)
	3	Ken Riley	Nov. 28, 1982 vs. L.A. Raiders
	3	David Fulcher	Oct. 1, 1989 at Kansas City
	3	David Fulcher	Dec. 17, 1989 vs. Houston
	3	Deltha O'Neal	Sept. 18, 2005 vs. Minnesota
	3	Leon Hall	Dec. 21, 2008 at Cleveland

**INTERCEPTION RETURN YARDS**

<b>CAREER</b>	596	Ken Riley	1969-83
	558	Louis Breeden	1978-87
	354	Lemar Parrish	1970-77
	333	Reggie Nelson	2010-15
	305	Ray Griffin	1978-84

<b>SEASON</b>	167	Ray Griffin	1979
	145	Louis Breeden	1981
	141	Ken Riley	1976
	131	Shawn Williams	2018
	126	Darryl Williams	1993

<b>GAME</b>	107	James Francis	Nov. 22, 1992 vs. Detroit
	102	Louis Breeden	Nov. 8, 1981 at San Diego
	102	Artrell Hawkins	Nov. 3, 2002 at Houston
	101	Dre Kirkpatrick	Nov. 19, 2017 at Denver
	97	Darryl Williams	Nov. 7, 1993 vs. Pittsburgh

**LONGEST INTERCEPTION RETURNS**

102-td	Louis Breeden	Nov. 8, 1981 at San Diego
102-td	Artrell Hawkins	Nov. 3, 2002 at Houston
101	Dre Kirkpatrick	Nov. 19, 2017 at Denver
97-td	Darryl Williams	Nov. 7, 1993 vs. Pittsburgh
96-td	Ray Griffin	Nov. 11, 1979 vs. San Diego

**INTERCEPTION RETURNS FOR TOUCHDOWNS**

<b>CAREER</b>	5	Ken Riley	1969-83
	4	Lemar Parrish	1970-77
	3	Ray Griffin	1978-84
	3	James Griffin	1983-85
	3	James Francis	1990-98
	3	Johnathan Joseph	2006-10
	3	Leon Hall	2007-15

<b>SEASON</b>	2	Lemar Parrish	1972
	2	Tommy Casanova	1976
	2	Scott Perry	1978
	2	Ray Griffin	1980
	2	Ken Riley	1983

<b>GAME</b>	2	Lemar Parrish	Dec. 17, 1972 at Houston
-------------	---	---------------	--------------------------

**SACKS****TOTAL SACKS****(SINCE 1976)**

<b>CAREER</b>	83.5	Eddie Edwards	1977-88
	72.5	Carlos Dunlap	2010-18
	71.0	Geno Atkins	2010-18
	62.5	Reggie Williams	1976-89
	59.0	Ross Browner	1978-86

<b>SEASON</b>	22.0	Coy Bacon	1976
	13.5	Carlos Dunlap	2015
	13.0	Eddie Edwards	1983
	12.5	Geno Atkins	2012
	12.0	Eddie Edwards	1980

<b>GAME</b>	5.0	Eddie Edwards	Dec. 21, 1980 vs. Cleveland
	5.0	Antwan Odom	Sept. 20, 2009 at Green Bay
	4.0	Alfred Williams	Oct. 16, 1994 at Pittsburgh
	3.5	Gerald Dixon	Dec. 21, 1997 vs. Baltimore
	3.0	(many times; most recently Geno Atkins, Dec. 16, 2018 vs. Oakland)	

# REGULAR-SEASON TEAM RECORDS

## WINS/LOSSES

### GAMES WON

SEASON	12	1981
	12	1988
	12	2015
	11	1975
	11	2005
	11	2013

### HIGHEST WINNING PERCENTAGE

SEASON	.786	1975 (11-3)
	.750	1981 (12-4)
	.750	1988 (12-4)
	.750	2015 (12-4)
	.714	1973 (10-4)
	.714	1976 (10-4)

### CONSECUTIVE GAMES WON

ALL GAMES	8	1970 (Games 8-14) and 1971 (Game 1)
	8	2015 (Games 1-8)
	7	1973 (Games 9-14) and 1974 (Game 1)

ONE SEASON	8	2015 (Games 1-8)
	7	1970 (Games 8-14)
	6	1973 (Games 9-14)
	6	1975 (Games 1-6)
	6	1988 (Games 1-6)

HOME GAMES	11	2012 (one), 2013 (eight) and 2014 (two)
	10	1988 (eight) and 1989 (two)
	9	1975 (three) and 1976 (six)
	9	2012 (one) and 2013 (eight)
	8	1973 (seven) and 1974 (one)

ROAD GAMES	5	2008 (one) and 2009 (four)
	4	(seven times; most recently 2015)

### GAMES LOST

SEASON	14	2002
	13	(four times; most recently 1998)

### LOWEST WINNING PERCENTAGE

SEASON	.125 (2-14)	2002
	.188 (3-13)	(four times; most recently 1998)

### CONSECUTIVE GAMES LOST

ALL GAMES	11	1992 (Game 16) and 1993 (Games 1-10)
	10	2010 (Games 4-13)
	9	1977 (Game 14) and 1978 (Games 1-8)
	9	1993 (Game 16) and 1994 (Games 1-8)
	9	1998 (Games 6-14)

HOME GAMES	11	1998 (five) and 1999 (six)
	7	2002
	6	1987
	6	1992 (one) and 1993 (five)

ROAD GAMES	15	1992 (three), 1993 (eight) and 1994 (four)
	10	1979 (eight) and 1980 (two)
	10	1990 (two) and 1991 (eight)

ONE SEASON	10	1993 (Games 1-10)
	10	2010 (Games 4-13)
	9	1998 (Games 6-14)
	8	(four times; most recently 2008, Games 1-8)

## SCORING

### POINTS SCORED

SEASON	448	1988
	441	1985
	430	2013
	421	1981
	421	2005

GAME	61	Dec. 17, 1972 at Houston
	61	Dec. 17, 1989 vs. Houston
	58	Nov. 28, 2004 vs. Cleveland
	56	Oct. 29, 1989 vs. Tampa Bay
	55	Nov. 6, 1983 at Houston

HALF	45	Dec. 17, 1972 at Houston .....2nd half
	41	Dec. 21, 1975 vs. San Diego .....1st half
	38	Dec. 20, 1970 vs. Boston .....1st half
	38	Nov. 20, 1983 vs. Houston .....1st half

QUARTER	31	Nov. 17, 2013 vs. Cleveland .....2nd quarter
	28	Dec. 17, 1972 at Houston .....4th quarter
	28	Oct. 23, 1988 vs. Houston .....1st quarter
	28	Nov. 19, 1989 vs. Detroit .....2nd quarter
	27	Oct. 5, 1986 at Green Bay .....2nd quarter
	27	Dec. 21, 1975 vs. San Diego .....1st quarter

NOTE: The Bengals' highest point total in a third quarter is 21 (five times), most recently Dec. 17, 1989 vs. Houston.

### TOUCHDOWNS

SEASON	59	1988
	54	2013
	53	1985
	52	1989
	51	1981
	51	1986

GAME	8	Oct. 29, 1989 vs. Tampa Bay
	8	Dec. 17, 1989 vs. Houston
	7	(eight times; most recently Oct. 27, 2013 vs. N.Y. Jets)

### RUSHING TOUCHDOWNS

SEASON	27	1988
	24	1983
	24	1986
	23	1979
	23	1997

GAME	5	Nov. 6, 1983 at Houston
	5	Oct. 23, 1988 vs. Houston
	4	(eight times; most recently Oct. 4, 2015 vs. Kansas City)

### PASSING TOUCHDOWNS

SEASON	33	2013
	32	1989
	32	2005
	31	1985
	31	2015

GAME	6	Oct. 29, 1989 vs. Tampa Bay
	6	Sept. 16, 2007 at Cleveland
	5	Dec. 21, 1986 vs. N.Y. Jets
	5	Dec. 17, 1989 vs. Houston
	5	Oct. 25, 2009 vs. Chicago
	5	Oct. 27, 2013 vs. N.Y. Jets

### POINTS AFTER TOUCHDOWNS

SEASON	56	1988
	52	2013
	50	1986
	50	1989
	49	1981
	49	1985

GAME	8	Oct. 29, 1989 vs. Tampa Bay
	7	(seven times; most recently Oct. 27, 2013 vs. N.Y. Jets)

FIELD GOALS		
<b>SEASON</b>	33	2011
(total)	31	2007
	30	2012
	29	1995
	28	1994
	28	2005
	28	2016
<b>SEASON</b>	2.06	2011 (33 field goals/16 games)
(average per	1.94	2007 (31 field goals/16 games)
team game)	1.93	1972 (27 field goals/14 games)
	1.88	2012 (30 field goals/16 games)
	1.81	1995 (29 field goals/16 games)
	1.79	1970 (25 field goals/14 games)
<b>GAME</b>	7	Nov. 11, 2007 at Baltimore
	6	Nov. 6, 1994 at Seattle (OT)
	5	(eight times; most recently Sept. 29, 2016 vs. Miami)
SAFETIES		
<b>SEASON</b>	3	1993
	2	(four times; most recently 1995)
<b>GAME</b>	1	(many times; most recently Nov. 27, 2016 at Baltimore)
OFFENSE		
FIRST DOWNS		
<b>SEASON</b>	361	1981
	351	1988
	348	1986
	348	1989
	344	1985
<b>GAME</b>	35	Dec. 17, 1989 vs. Houston
	35	Oct. 30, 2016 vs. Washington (OT) [at London, England]
	34	Nov. 17, 1975 vs. Buffalo
	34	Dec. 7, 1975 at Philadelphia
	34	Nov. 27, 1988 vs. Buffalo
	34	Dec. 4, 1997 vs. Tennessee
TOTAL NET YARDS		
<b>SEASON</b>	6490	1986
	6101	1989
	6057	1988
	5968	1981
	5900	1985
<b>GAME</b>	621	Dec. 21, 1986 vs. N.Y. Jets
	584	Dec. 7, 1986 at New England
	584	Dec. 17, 1989 vs. Houston
	582	Oct. 7, 1990 at L.A. Rams (OT)
	571	Nov. 22, 1981 vs. Denver
NET YARDS RUSHING		
<b>SEASON</b>	2710	1988
	2533	1986
	2483	1989
	2329	1979
	2314	2000
<b>GAME</b>	407	Oct. 22, 2000 vs. Denver
	300	Dec. 7, 1986 at New England
	292	Dec. 3, 2000 vs. Arizona
	279	Dec. 12, 1999 vs. Cleveland
	276	Dec. 4, 1997 vs. Tennessee
RUSHING ATTEMPTS		
<b>SEASON</b>	563	1988
	560	1979
	542	1983
	540	1984
	538	1987
<b>GAME</b>	61	Oct. 11, 1987 at Seattle
	57	Nov. 9, 2003 vs. Houston
	55	Oct. 14, 1973 vs. Pittsburgh
	55	Dec. 4, 1977 at Kansas City
	55	Dec. 4, 1983 at Pittsburgh
AVERAGE YARDS PER RUSHING ATTEMPT		
<b>SEASON</b>	4.862	1986 (2533 yards/521 att.)
	4.813	1988 (2710 yards/563 att.)
	4.694	1989 (2483 yards/529 att.)
	4.685	2018 (1682 yards/359 att.)
	4.675	2000 (2314 yards/495 att.)

NET YARDS PASSING		
<b>SEASON</b>	4136	2013
(total)	4012	2007
	3995	1981
	3957	1986
	3942	2016
<b>SEASON</b>	259.89	1982 (2339 yards/nine games)
(average per	258.50	2013 (4136 yards/16 games)
team game)	250.75	2007 (4012 yards/16 games)
	249.69	1981 (3995 yards/16 games)
	247.31	1986 (3957 yards/16 games)
<b>GAME</b>	483	Oct. 7, 1990 at L.A. Rams (OT)
	447	Nov. 19, 1989 vs. Detroit
	441	Nov. 17, 1975 vs. Buffalo
	417	Nov. 12, 2006 vs. San Diego
	416	Dec. 21, 1986 vs. N.Y. Jets
PASSING ATTEMPTS		
<b>SEASON</b>	602	2001
	591	2002
	590	2010
	587	2013
	586	1995
<b>GAME</b>	68	Dec. 30, 2001 vs. Pittsburgh (OT)
	56	Dec. 20, 1982 at San Diego
	54	Dec. 25, 1989 at Minnesota
	54	Sept. 18, 2016 at Pittsburgh
	53	Nov. 22, 1987 vs. Pittsburgh
	53	Oct. 31, 2013 at Miami (OT)
COMPLETIONS		
<b>SEASON</b>	373	2007
	365	2010
	364	2013
	364	2016
	362	2005
<b>GAME</b>	40	Dec. 20, 1982 at San Diego
	37	Nov. 18, 2007 vs. Arizona
	36	Oct. 24, 2010 at Atlanta
	35	Dec. 30, 2001 vs. Pittsburgh (OT)
	34	Sept. 12, 2010 at New England
PASSES HAD INTERCEPTED		
<b>SEASON</b>	30	1978
	26	2001
	25	1980
	23	1990
	22	(four times; most recently 2004)
<b>GAME</b>	5	(six times; most recently Nov. 25, 2001 at Cleveland)
FEWEST SACKS ALLOWED		
<b>SEASON</b>	17	2007
(total)	21	2005
	23	2014
	24	1972
	24	1973
<b>SEASON</b>	1.06	2007 (17 sacks/16 games)
(average per	1.31	2005 (21 sacks/16 games)
team game)	1.44	2014 (23 sacks/16 games)
	1.56	1995 (25 sacks/16 games)
	1.56	2011 (25 sacks/16 games)
MOST SACKS ALLOWED		
<b>SEASON</b>	63	1979
(total)	57	1969
	53	1993
	53	1998
	52	2000
<b>SEASON</b>	4.07	1969 (57 sacks/14 games)
(average per	3.94	1979 (63 sacks/16 games)
team game)	3.31	1993 (53 sacks/16 games)
	3.31	1998 (53 sacks/16 games)
	3.25	2000 (52 sacks/16 games)
<b>GAME</b>	10	Oct. 19, 1969 vs. Denver
	10	Nov. 29, 1992 vs. Pittsburgh
	10	Oct. 13, 1996 at Pittsburgh

**DEFENSE****FEWEST POINTS ALLOWED**

<b>SEASON</b>	177	1982 (strike season with nine games)
(total)	210	1976
	229	1972
	231	1973
	235	1977

<b>SEASON</b>	15.00	1976 (210 points/14 games)
(average per	16.36	1972 (229 points/14 games)
team game)	16.50	1973 (231 points/14 games)
	16.79	1977 (235 points/14 games)
	17.44	2015 (279 points/16 games)

<b>GAME</b>	0	(many times; most recently Dec. 14, 2014 at Cleveland)
-------------	---	--

**MOST POINTS ALLOWED**

<b>SEASON</b>	460	1999
	456	2002
	455	2018
	452	1998
	437	1985

<b>GAME</b>	52	Dec. 8, 2002 at Carolina
	51	Sept. 9, 1979 at Buffalo
	51	Sept. 16, 2007 at Cleveland
	51	Nov. 11, 2018 vs. New Orleans
	50	Dec. 20, 1982 at San Diego

<b>HALF</b>	42	Nov. 12, 2006 vs. San Diego (2nd half)
	41	Sept. 9, 1979 at Buffalo (2nd half)
	36	Nov. 19, 1995 vs. Pittsburgh (2nd half)
	36	Dec. 8, 2002 at Carolina (2nd half)

**FEWEST FIRST DOWNS ALLOWED**

<b>GAME</b>	5	Dec. 14, 2014 at Cleveland
	6	Oct. 14, 1973 vs. Pittsburgh
	6	Dec. 12, 1976 at N.Y. Jets
	7	Sept. 26, 1976 vs. Green Bay
	8	Nov. 30, 1969 at Buffalo
	8	Dec. 20, 1970 vs. Boston
	8	Nov. 28, 1971 vs. San Diego
	8	Sept. 29, 2016 vs. Miami

**MOST FIRST DOWNS ALLOWED**

<b>GAME</b>	34	Dec. 20, 1982 at San Diego
	34	Oct. 13, 1985 vs. N.Y. Giants
	33	Nov. 24, 1968 vs. Oakland
	33	Oct. 21, 2018 at Kansas City
	33	Nov. 11, 2018 vs. New Orleans

**FEWEST TOTAL NET YARDS ALLOWED**

<b>SEASON</b>	2893	1982 (strike season with nine games)
(total)	3552	1972
	3670	1976
	3705	1973
	3906	1971

<b>SEASON</b>	253.71	1972 (3552 yards/14 games)
(average per	262.14	1976 (3670 yards/14 games)
team game)	264.64	1973 (3705 yards/14 games)
	270.44	1983 (4327 yards/16 games)
	279.00	1971 (3906 yards/14 games)

<b>GAME</b>	36	Sept. 26, 1976 vs. Green Bay
	72	Dec. 12, 1976 at N.Y. Jets
	107	Dec. 14, 2014 at Cleveland
	130	Nov. 28, 1971 vs. San Diego
	137	Sept. 17, 1972 at New England

**MOST TOTAL NET YARDS ALLOWED**

<b>SEASON</b>	6618	2018
(total)	6349	1995
	5911	1979
	5763	1998
	5749	2014

<b>SEASON</b>	413.63	2018 (6618 yards/16 games)
(average per	396.81	1995 (6349 yards/16 games)
team game)	381.21	1969 (5337 yards/14 games)
	369.44	1979 (5911 yards/16 games)
	360.19	1998 (5763 yards/16 games)

<b>GAME</b>	661	Dec. 20, 1982 at San Diego
	604	Nov. 24, 1968 vs. Oakland
	595	Nov. 19, 2006 at New Orleans
	576	Oct. 28, 2018 vs. Tampa Bay
	556	Nov. 19, 1995 vs. Pittsburgh

**FEWEST NET YARDS RUSHING ALLOWED**

<b>GAME</b>	11	Dec. 12, 1999 vs. Cleveland
	22	Dec. 23, 1990 vs. Houston
	25	Sept. 19, 2004 vs. Miami
	26	Sept. 19, 1982 at Pittsburgh (OT)
	27	Oct. 13, 1985 vs. N.Y. Giants
	27	Sept. 15, 1996 vs. New Orleans

**MOST NET YARDS RUSHING ALLOWED**

<b>GAME</b>	313	Oct. 26, 1969 at Kansas City
	309	Dec. 7, 1969 at Oakland
	293	Nov. 12, 1972 vs. Oakland
	281	Dec. 22, 1985 at New England
	275	Oct. 7, 2001 at Pittsburgh

**FEWEST NET YARDS PASSING ALLOWED**

<b>GAME</b>	-35	Sept. 26, 1976 vs. Green Bay
	-4	Oct. 4, 1981 at Houston
	3	Sept. 15, 1974 vs. Cleveland
	8	Dec. 12, 1976 at N.Y. Jets
	19	Nov. 24, 1991 vs. L.A. Raiders

**MOST NET YARDS PASSING ALLOWED**

<b>GAME</b>	504	Nov. 19, 2006 at New Orleans
	486	Dec. 20, 1982 at San Diego
	450	Oct. 28, 2018 vs. Tampa Bay
	446	Oct. 30, 2016 vs. Washington (OT) [at London, England]
	443	Oct. 13, 1985 vs. New York Giants

**INTERCEPTIONS**

<b>SEASON</b>	34	1996
	31	2005
	27	1971
	26	1976
	25	1984

<b>GAME</b>	6	Nov. 28, 1971 vs. San Diego
	6	Dec. 12, 1976 at N.Y. Jets

**SACKS**

<b>SEASON</b>	51	2012
(total)	48	2001
	46	1976
	45	1992
	45	2011

<b>SEASON</b>	3.29	1976 (46 sacks/14 games)
(average per	3.19	2012 (51 sacks/16 games)
team game)	3.07	1973 (43 sacks/14 games)
	3.00	2001 (48 sacks/16 games)
	2.81	1992 (45 sacks/16 games)
	2.81	2011 (45 sacks/16 games)

<b>GAME</b>	8	Oct. 16, 1994 at Pittsburgh
	8	Dec. 9, 2001 vs. Jacksonville
	7	(nine times; most recently Sept. 10, 2006 at Kansas City)

(Regular-season team records, continued)

PENALTIES		
FEWEST PENALTIES INCURRED		
SEASON	50	1969
	55	1968
	56	1982 (strike season with nine games)
	69	1998
	71	1970
MOST PENALTIES INCURRED		
SEASON	126	1999
	118	1980
	114	2009
	114	2018
	111	1986
	111	2015
GAME	17	Sept. 18, 2005 vs. Minnesota
	16	Oct. 6, 1985 vs. N.Y. Jets
	16	Nov. 7, 1999 at Seattle
	15	(three times; most recently Nov. 21, 1999 vs. Baltimore)

FEWEST PENALTY YARDS INCURRED		
SEASON	475	1982 (strike season with nine games)
(total)	556	1969
	586	1968
	591	2008
	618	1994
SEASON	36.94	2008 (591 yards/16 games)
(average per	38.63	1994 (618 yards/16 games)
team game)	38.75	1998 (620 yards/16 games)
	39.19	1990 (627 yards/16 games)
	39.71	1969 (556 yards/14 games)
MOST PENALTY YARDS INCURRED		
SEASON	1027	1999
(total)	1027	2017
	1000	2013
	957	2018
	956	1978
SEASON	65.79	1971 (921 yards/14 games)
(average per	64.19	1999 (1027 yards/16 games)
team game)	64.19	2017 (1027 yards/16 games)
	62.50	2013 (1000 yards/16 games)
	61.36	1977 (859 yards/14 games)
GAME	173	Dec. 4, 2017 vs. Pittsburgh
	134	Nov. 10, 2013 at Baltimore (OT)
	133	Oct. 1, 1978 at San Francisco
	132	Nov. 1, 1987 vs. Houston
	127	Nov. 21, 1999 vs. Baltimore



# OPPONENTS' INDIVIDUAL RECORDS

## SCORING

### TOTAL POINTS

<b>GAME</b>	24	Roland Hooks, Sept. 9, 1979 at Buffalo (four rushing TDs)
	24	Az-Zahir Hakim, Oct. 3, 1999 vs. St. Louis (three receiving TDs/one punt return TD)
	24	LaDainian Tomlinson, Nov. 12, 2006 vs. San Diego (four rushing TDs)

### TOUCHDOWNS

<b>GAME</b>	4	Roland Hooks, Sept. 9, 1979 at Buffalo (four rushing TDs)
	4	Az-Zahir Hakim, Oct. 3, 1999 vs. St. Louis (three rec. TDs/one PR TD)
	4	LaDainian Tomlinson, Nov. 12, 2006 vs. San Diego (four rushing TDs)

### FIELD GOALS

<b>GAME</b>	7	Cairo Santos, Oct. 4, 2015 vs. Kansas City (seven for seven)
	6	Chris Boswell, Dec. 18, 2016 vs. Pittsburgh (six for six)
	5	(nine times; most recently Chris Boswell, Oct. 22, 2017 at Pittsburgh [five for five])

### LONGEST FIELD GOALS

60	Steve Cox, Oct. 21, 1984 vs. Cleveland
59	Michael Badgley, Dec. 9, 2018 at L.A. Chargers
58	Robbie Gould, Sept. 8, 2013 at Chicago
57	Justin Tucker, Nov. 27, 2016 at Baltimore
56	Josh Lambo, Nov. 5, 2017 at Jacksonville
56	Justin Tucker, Nov. 18, 2018 at Baltimore

## RUSHING

### TOTAL RUSHING ATTEMPTS

<b>GAME</b>	45	Jamie Morris, Dec. 17, 1988 vs. Washington (OT) (152 rushing yards)
	41	Franco Harris, Oct. 17, 1976 at Pittsburgh (143 rushing yards)
	40	Adrian Murrell, Sept. 28, 1997 vs. N.Y. Jets (156 rushing yards)

### RUSHING YARDS

<b>GAME</b>	227	Priest Holmes, Nov. 22, 1998 vs. Baltimore (36 attempts)
	216	Jamal Lewis, Sept. 16, 2007 at Cleveland (27 attempts)
	215	Terrell Davis, Sept. 21, 1997 at Denver (27 attempts)
	202	Earl Campbell, Oct. 26, 1980 at Houston (27 attempts)
	201	Larry Johnson, Jan. 1, 2006 at Kansas City (26 attempts)

### RUSHING TOUCHDOWNS

<b>GAME</b>	4	Roland Hooks, Sept. 9, 1979 at Buffalo
	4	LaDainian Tomlinson, Nov. 12, 2006 vs. San Diego
	3	(many times; most recently Larry Johnson, Jan. 1, 2006 at Kansas City)

### LONGEST RUSHES

92-td	Bo Jackson, Nov. 5, 1989 at L.A. Raiders
88	Bo Jackson, Dec. 16, 1990 at L.A. Raiders
80-td	Warren McVea, Oct. 26, 1969 at Kansas City

## PASSING

### TOTAL PASSING ATTEMPTS

<b>GAME</b>	63	Elvis Grbac, Sept. 23, 2001 vs. Baltimore (33 completions)
	62	Phil Simms, Oct. 13, 1985 vs. N.Y. Giants (40 completions)
	62	Joe Flacco, Sept. 7, 2014 at Baltimore (35 completions)
	60	Carson Wentz, Dec. 4, 2016 vs. Philadelphia (36 completions)
	58	Donovan McNabb, Nov. 16, 2008 vs. Philadelphia (OT) (28 completions)

### COMPLETIONS

<b>GAME</b>	40	Phil Simms, Oct. 13, 1985 vs. N.Y. Giants (62 attempts)
	39	Andrew Luck, Sept. 9, 2018 at Indianapolis (53 attempts)
	38	Kirk Cousins, Oct. 30, 2016 vs. Washington (OT) (London, Eng.) (56 att.)
	37	Drew Brees, Nov. 19, 2006 at New Orleans (52 attempts)
	36	Carson Wentz, Dec. 4, 2016 vs. Philadelphia (60 attempts)

### PASSING YARDS

<b>GAME</b>	513	Phil Simms, Oct. 13, 1985 vs. N.Y. Giants (40 comp./62 att.)
	510	Drew Brees, Nov. 19, 2006 at New Orleans (37 comp./52 att.)
	458	Kirk Cousins, Oct. 30, 2016 vs. Wash. (OT) (London, Eng.) (38 comp./56 att.)
	450	Dan Marino, Oct. 1, 1995 vs. Miami (33 comp./48 att.)
	437	Jeff Garcia, Dec. 5, 1999 vs. San Francisco (33 comp./49 att.)

### TOUCHDOWN PASSES

<b>GAME</b>	5	Warren Moon, Oct. 14, 1990 at Houston
	5	Jim Kelly, Oct. 21, 1991 at Buffalo
	5	Warren Moon, Oct. 11, 1992 vs. Houston
	5	Kelly Holcomb, Nov. 28, 2004 vs. Cleveland
	5	Derek Anderson, Sept. 16, 2007 at Cleveland

### PASSES HAD INTERCEPTED

<b>GAME</b>	5	Daryle Lamonica, Nov. 2, 1969 vs. Oakland (44 passes)
	5	Daunte Culpepper, Sept. 18, 2005 vs. Minnesota (37 passes)
	5	Kyle Orton, Sept. 25, 2005 at Chicago (39 passes)
	5	Brett Favre, Oct. 30, 2005 vs. Green Bay (39 passes)

## LONGEST PASSES

99-td	Jeff Garcia to Andre' Davis.....	Oct. 17, 2004 at Cleveland
94-td	Ben Roethlisberger to Martavis Bryant.....	Dec. 7, 2014 vs. Pittsburgh
87-td	Jerry Rhome to Charlie Joiner.....	Dec. 13, 1970 at Houston
87-td	Kyle Orton to Brandon Stokley .....	Sept. 13, 2009 vs. Denver
84-td	Jim Kelly to Chris Burkett .....	Sept. 14, 1986 vs. Buffalo
84-td	Jay Schroeder to Willie Gault .....	Nov. 5, 1989 at L.A. Raiders

## RECEIVING

### TOTAL RECEPTIONS

<b>GAME</b>	14	Jimmy Smith, Jan. 2, 2000 at Jacksonville (165 receiving yards)
	13	Art Monk, Dec. 15, 1985 at Washington (230 receiving yards)
	13	Hines Ward, Nov. 30, 2003 at Pittsburgh (149 receiving yards)
	13	Steve Smith, Sept. 27, 2015 at Baltimore (186 receiving yards)
	12	Mark Bavaro, Oct. 13, 1985 vs. N.Y. Giants (176 receiving yards)
	12	Jack Doyle, Oct. 29, 2017 vs. Indianapolis (121 receiving yards)

### RECEIVING YARDS

<b>GAME</b>	260	Wes Chandler, Dec. 20, 1982 at San Diego (10 receptions)
	230	Art Monk, Dec. 15, 1985 at Washington (13 receptions)
	220	James Lofton, Oct. 21, 1991 at Buffalo (eight receptions)
	201	Roddy White, Oct. 24, 2010 at Atlanta (11 receptions)

### RECEIVING TOUCHDOWNS

<b>GAME</b>	3	Warren Wells, Dec. 7, 1969 at Oakland
	3	Roger Carr, Sept. 19, 1976 at Baltimore
	3	Haywood Jeffires, Oct. 11, 1992 vs. Houston
	3	Haywood Jeffires, Nov. 14, 1993 vs. Houston
	3	Az-Zahir Hakim, Oct. 3, 1999 vs. St. Louis
	3	Steve Heiden, Nov. 28, 2004 vs. Cleveland
	3	Marvin Harrison, Dec. 18, 2006 at Indianapolis
	3	Stevie Johnson, Nov. 21, 2010 vs. Buffalo

## PUNTING

### TOTAL PUNTS

<b>GAME</b>	12	Bill Van Heusen, Oct. 6, 1968 at Denver (532 punting yards)
	12	Josh Miller, Oct. 15, 2000 at Pittsburgh (526 punting yards)

### LONGEST PUNTS

76	Lee Johnson, Sept. 9, 2001 vs. New England
74	Dan Pastorini, Oct. 24, 1976 at Houston
74	Brad Wing, Dec. 7, 2014 vs. Pittsburgh
74	Brett Kern, Nov. 12, 2017 at Tennessee
72	Brian Hansen, Oct. 17, 1993 vs. Cleveland
72	Sean Landeta, Sept. 20, 1998 vs. Green Bay
72	Josh Miller, Nov. 30, 2003 at Pittsburgh

## PUNT RETURNS

### PUNT RETURN YARDS

<b>GAME</b>	153	Steve Smith, Dec. 8, 2002 at Carolina (three returns)
	127	Billy "White Shoes" Johnson, Oct. 5, 1975 at Houston (six returns)
	120	Josh Cribbs, Oct. 4, 2009 at Cleveland (OT) (six returns)

### LONGEST PUNT RETURNS

95-td	Lamont Brightful, Nov. 10, 2002 at Baltimore
92-td	Eric Metcalf, Sept. 4, 1994 vs. Cleveland
87-td	Jermaine Lewis, Sept. 27, 1998 at Baltimore
87-td	Steve Smith, Dec. 8, 2002 at Carolina

## KICKOFF RETURNS

### KICKOFF RETURN YARDS

<b>GAME</b>	229	Desmond Howard, Oct. 28, 2001 at Detroit (five returns)
	220	Terrence McGee, Dec. 24, 2005 vs. Buffalo (five returns)
	212	Richard Alston, Nov. 28, 2004 vs. Cleveland (10 returns)

### LONGEST KICKOFF RETURNS

105-td	Mercury Morris, Sept. 14, 1969 vs. Miami
105-td	Trindon Holliday, Nov. 4, 2012 vs. Denver
103-td	Bob Gresham, Sept. 23, 1973 vs. Houston
101-td	Derrick Mason, Nov. 18, 2001 vs. Tennessee
100-td	Max Anderson, Sept. 22, 1968 vs. Buffalo
100-td	Jon Vaughn, Dec. 20, 1992 vs. New England

## INTERCEPTIONS

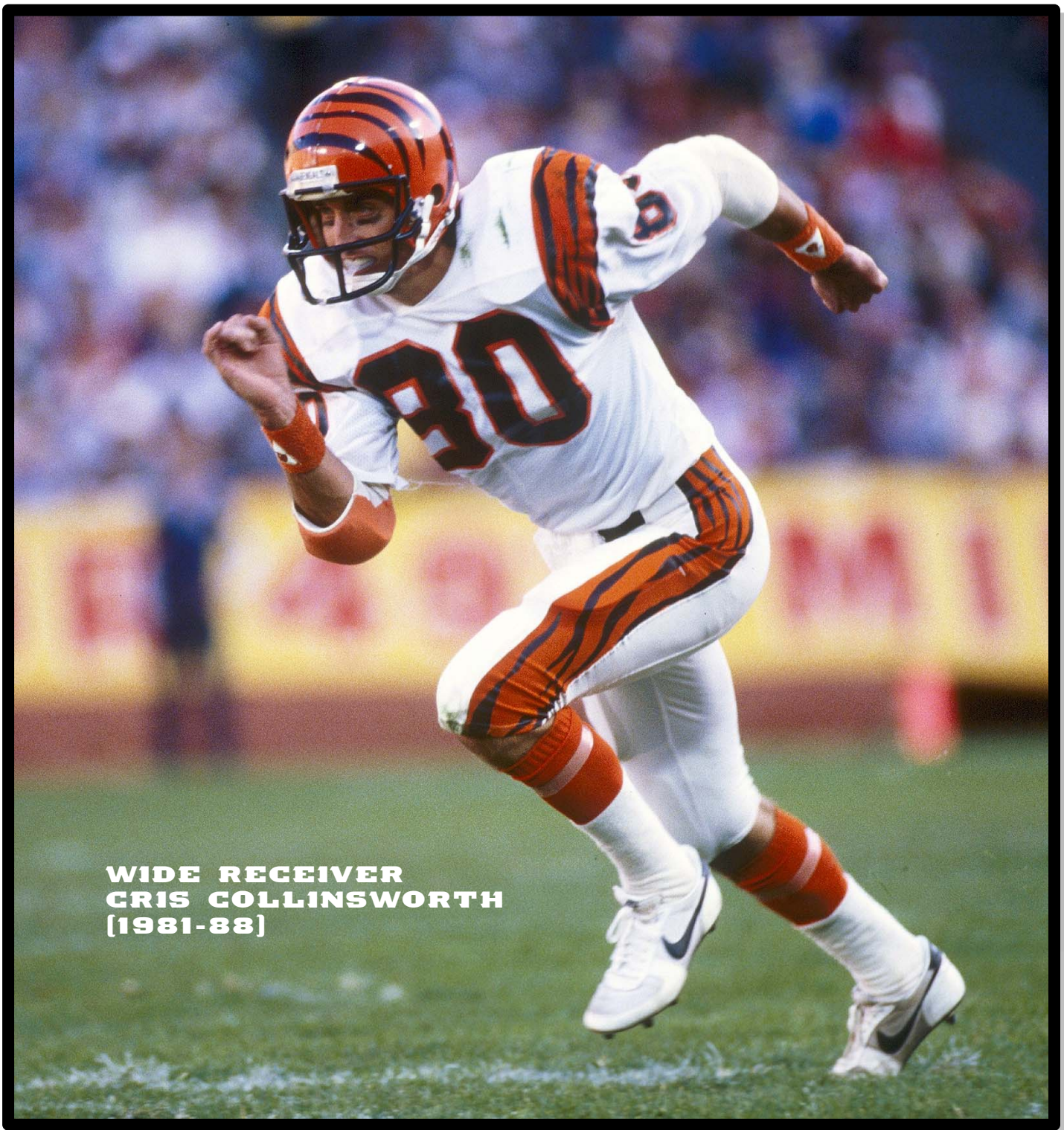
### TOTAL INTERCEPTIONS

<b>GAME</b>	3	Mike Wagner, Oct. 28, 1973 at Pittsburgh
	3	Lee Roy Jordan, Nov. 4, 1973 at Dallas
	3	Anthony Leonard, Oct. 1, 1978 at San Francisco
	3	Todd Scott, Sept. 27, 1992 vs. Minnesota
	3	Antrel Rolle, Nov. 18, 2007 vs. Arizona

### LONGEST INTERCEPTION RETURNS

98-td	Chad Williams, Dec. 1, 2002 vs. Baltimore
94-td	Brent Grimes, Oct. 31, 2013 at Miami
85-td	Kelvin Hayden, Dec. 7, 2008 at Indianapolis
83-td	Phillip Buchanon, Sept. 14, 2003 at Oakland





**WIDE RECEIVER  
CRIS COLLINSWORTH  
[1981-88]**

# **TEAM HISTORY**



## PRE-1966

Paul Brown had left the Cleveland Browns following the 1962 season, with an NFL coaching record of 115-49-6 and three league championships. He had also won four titles with the Browns in the All-America Football Conference, before they joined the NFL. But Brown was ousted from Cleveland by Art Modell, who had bought the Browns franchise in 1961. Despite Brown's founder's status with the Cleveland club, he had never been majority owner, and Modell showed Brown the door while telling the already legendary coach, "This can never be my team as long as you are here." It was a compliment, in a fashion, but it was a bitter blow to pro football's legendary innovator. Brown sought to return to the game, with operational control of a franchise, and in 1965 his son Mike completed a study on pro football expansion. The study recommended Cincinnati as a potential site. Later that year, Paul Brown met with Ohio Governor James Rhodes, who agreed to support a push for a second team for the state.

## 1966

Faced with serious concerns from the Reds baseball team regarding Crosley Field, as well as with growing civic support to push for pro football, Cincinnati's city council approved the construction of a dual-purpose downtown riverfront stadium, with seating capacity of more than 50,000.

## 1967

Cincinnati was awarded an American Football League expansion franchise on May 24, and on Sept. 26, the league's ownership decision came down in favor of the group led by Paul Brown. The franchise was to begin play in 1968, but it acquired its first player late in '67, trading two draft picks to the Miami Dolphins for QB John Stofa. And what would the team's nickname be? A Cincinnati newspaper poll showed much sentiment among Queen City fans for the name "Buckeyes," but Brown nixed that idea. Brown said that the name "belonged to Ohio State," and he added that the Buckeyes weren't all that popular in Kentucky, Indiana and West Virginia, which he considered part of a regional fan base for his team. Ownership instead chose the nickname "Bengals," with Brown making the announcement at an Oct. 26 news conference. The tiger theme was familiar to Brown, who had enjoyed great success with the Massillon (Ohio) High School Tigers early in his coaching career. Also, "Bengals" had been the nickname of a Cincinnati pro football franchise of the late 1930s and early '40s, and Brown had three members of that original Bengals team at his news conference. Brown cited a "precedence for reviving old team nicknames," noting that the Baltimore Colts and Buffalo Bills carried the same nicknames as previous unrelated pro teams in their towns. As for how the original 1930s team came to be known as Bengals, one school of thought associated the name with a hugely popular mid-'30s movie called "The Lives of a Bengal Lancer." The movie dealt not with tigers, but with the exploits of British soldiers in colonial India. That concept was clearly in Paul Brown's mind some 32 years after the movie's 1935 nomination for Best Picture, because Brown said at the nickname news conference, "We mean the tigers, not the lancers." But whatever connection may have been made between the original team and the movie, it seems to have been more a case of coincidence than design. The original Bengals indisputably used tiger images in promoting the team. And Hal Pennington, who coached and managed the team after his 1934 graduation from Xavier University as a multi-sport star, said in a '67 interview that he named the team to represent a tiger theme. Pennington said he was sitting in his mother's kitchen when he was struck by a product or advertisement — he couldn't remember exactly what — whose trademark included the name "Bengal" and a tiger-head image. "The (tiger) picture was so animated, it inspired me," Pennington recalled. "I just figured 'Bengals' would be a good name for the team."

## 1968

The Bengals fielded their first team, with an agreement to play two seasons at Nippert Stadium, on the University of Cincinnati campus, during construction of the as-yet-unnamed downtown stadium. The Bengals were placed as the fifth team the AFL's Western Division, bringing league membership to 10. They were awarded 40 veteran players in the AFL allocation draft, but the draft was not generous to Cincinnati, allowing existing teams wide latitude to protect the best talent. Of the 40 selections, only 16 ever played for Cincinnati, and only three would play as many as four seasons. G Pat Matson of Oregon, obtained from the Denver Broncos, would play the most Bengals seasons (seven) of any of the expansion draft signees. In the college draft, the Bengals selected Tennessee

center Bob Johnson as their first pick. Johnson would go on to play 12 Bengals seasons, with an AFL All-Star game selection. The Bengals played their first preseason game on Aug. 3 at Nippert, losing 38-14 to Kansas City before a crowd of 21,682. Jon Stofa was the starting QB against the Chiefs. In the regular season, the Bengals lost their opener at San Diego, with rookie Dewey Warren as starting QB, but Cincinnati won its next two, posting double-digit margins at home over Denver and Buffalo. The team would win only once more, however, finishing 3-11. Though Warren, a sixth-round draft choice from Tennessee, took the first regular-season snap at QB, Stofa and future Bengals head coach Sam Wyche also saw significant time at QB during the season. Regular-season home attendance averaged 25,766. Rookie RB Paul Robinson led the AFL in rushing with 1023 yards and was named AFL Rookie of the Year.

## 1969

The team selected QB Greg Cook of the University of Cincinnati with its first draft pick (fifth overall), and Cook was an immediate sensation. He led the second-year club to a 3-0 start, including victories over AFL powerhouses Oakland and Kansas City. "If (Cook) stays with it, I've got myself another Otto Graham," Paul Brown said. But Cook suffered a shoulder injury in Cincinnati's Game 3 win over Kansas City, and though he returned to play later in the season, winning the AFL passing title and league Offensive Rookie of the Year honors, he never fully recovered from the injury. The Chillicothe, Ohio native would play in only one more game after '69, and likely more than any other Bengals player, he has inspired thoughts of "what might have been." Cook's average-yards-per-pass-attempt in '69 was 9.41, still a team record through 2018 and the oldest surviving mark in the franchise record book. Although the team faltered after Cook's injury, finishing 4-9-1, Brown was named AFL Coach of the Year, and LB Bill Bergey, the team's second-round draft pick, was named AFL Defensive Rookie of the Year. Local support for the Bengals grew steadily, and on Oct. 7, the club announced that the remainder of the home season at Nippert Stadium was sold out. On Nov. 9, the Bengals played the franchise's first game on an artificial surface, tying Houston 31-31 at the Astrodome. The club experienced a tragedy on the morning of Sept. 15, day of the season opener, when LB Frank Buncom of Southern California, a 29-year-old about to enter his eighth NFL season, was found dead at the team hotel, due to a blood clot that had reached a lung.

## 1970

The year was a highly significant one for the Bengals, in both a football and a civic sense. On the football side, the Bengals moved into the NFL as part of the league's merger with the AFL. Paul Brown's quest in returning to pro football, following his ouster from Cleveland by Art Modell in 1962, had always been about re-joining the NFL. So when the Bengals began play in the AFL in 1968, it was key for Brown to know that the '70 NFL-AFL merger was already approved. There was much debate and controversy over exactly how the leagues would combine. The Bengals pushed strongly for a full merger, with the 26 clubs divided into two 13-team conferences. Other interests sought to keep the 16 NFL teams and 10 AFL teams in separate conferences of unequal size. But the full-merger view prevailed, with the NFL's Baltimore Colts, Cleveland Browns and Pittsburgh Steelers agreeing to join the 10 AFL teams in the new American Football Conference (AFC). The remaining 13 NFL teams formed the National Conference. The Bengals were part of a four-team AFC Central Division, joined by Cleveland, Pittsburgh and the AFL Houston Oilers. Thus was born the twice-annual "Battle of Ohio" between the Bengals and Browns. The Bengals started horribly on the field, losing six of their first seven games, but they roared to life in winning their last seven and claimed the first AFC Central title at 8-6, by a game over Cleveland. The Bengals became, at that time, the youngest franchise (third year of existence) to reach the NFL playoffs. Baltimore squelched the Bengals 17-0 in the first round of the playoffs, but that Colts club would go on to win Super Bowl V, and Brown won the Associated Press NFL Coach of the Year award. On the civic side, 1970 was the debut season for Cincinnati's dual-sport downtown stadium, which would be the Bengals' home through 1999. It was announced on Jan. 9 that the facility was officially named "Cincinnati Riverfront Stadium," but in popular usage the name soon became just "Riverfront Stadium." Though seating capacity for football varied, due to whether the Reds' home baseball season was still on, the new stadium roughly doubled the capacity of Nippert Stadium. The Bengals first played at Riverfront on Aug. 8, defeating Washington in a preseason game. The first regular-season game was on Sept. 20, a 31-21 win over Oakland, with QB and future Bengals head coach

Sam Wyche scoring the new facility's first regular-season football points, on a five-yard TD run in the first quarter. The club averaged 58,251 home attendance in the regular season. The baseball Reds had begun their tenure at Riverfront with a game vs. Atlanta on June 30.

## 1971

The Bengals went 5-0-1 in preseason and opened the regular season with high hopes of defending their AFC Central Division title. They started off with a 37-14 rout of Philadelphia at home, but they lost the next seven and finished at 4-10. The puzzling outfit stumbled despite outgaining foes by more than 25 yards per game and posting a plus-16 turnover differential. Six of their losses came by four points or less. QB Sam Wyche, who would become Bengals head coach in 1984, was traded in May to Washington, and Virgil Carter was the starting QB for most of the season. But Carter missed some time with injuries, allowing for the debut of third-round draft pick Ken Anderson, who immediately attracted notice as a prospect of great promise. Anderson could not turn the '71 season around, but it was the start of a 16-year career (longest in Bengals history through 2018) that would end with him holding all the team's major passing records at that time. The first of Anderson's career 197 Bengals TD passes was a five-yarder to WR Eric Crabtree in the fourth quarter of a 20-17 loss on Oct. 3 at Green Bay. On Nov. 28, the Bengals posted the first shutout in franchise history, 31-0 at home over San Diego. Regular-season home attendance was strong in Riverfront Stadium's second year, as the average of 59,266 would not be topped until the 2003 season at Paul Brown Stadium. Cincinnati's Dave Lewis won his second consecutive NFL punting title, averaging 44.8 yards.

## 1972

The team rallied from the disappointment of 1971 to finish 8-6 for the second time in three seasons. It wasn't enough for a second playoff berth in three years, but Coach Paul Brown said at season's end that the Bengals had met his goal of becoming a "fully competitive" NFL franchise by Year Five. (The Bengals would back up those words by going 38-18 over the next four seasons.) Besides the drama of a playoff bid that ended with a loss to Cleveland in Game 13, the season's major storyline was the battle between veteran Virgil Carter and second-year Ken Anderson for the No. 1 QB spot. Anderson got Brown's nod in preseason, but Carter took the job back for Game 9 vs. Oakland, after Anderson had struggled in a 40-17 loss to Pittsburgh. Carter was injured in the Oakland game, however, and Anderson started Game 10, a 20-19 upset loss to a Baltimore team that had won only twice. Carter started in a Game 11 win at Chicago, but passed for only 120 yards with two INTs, and Anderson was re-installed at No. 1 for a Game 12 win vs. the Giants. Anderson started the crucial Game 13 vs. Cleveland, but he was sidelined with an injury, and the Browns sealed a 27-24 win when Carter suffered an INT by LB Billy Andrews on a short pass to Cleveland's goal line with 0:36 to play. Anderson came back to start the play-for-pride season finale, directing a 61-17 romp at Houston, and Anderson would not again be seriously challenged until 1984, when at age 35 he was bothered by injuries and began to give way to Boomer Esiason. DT Mike Reid, Cincinnati's top pick from the 1970 draft, was the only Bengal named to the Pro Football Writers' first-team All-Pro squad, but rookie S Tommy Casanova also made a big impression and was voted by his teammates as the club's MVP. The 61 points scored at Houston stands through 2018 as a club record. It has been matched once since, in a 61-7 win vs. the same Houston franchise in 1989.

## 1973

The Bengals claimed their second AFC Central title in the division's four-year existence, winning their last six games after a 4-4 start and claiming the crown over 10-4 Pittsburgh via conference-record tiebreaker. The Bengals' rivalry with the Steelers heated up in '73, with Pittsburgh QB Terry Bradshaw saying, "I'd really rather beat Cincinnati than anybody." The Bengals and Steelers split their two season meetings. In postseason, the Bengals lost 34-16 at Miami, which would go on to win Super Bowl VIII. It marked the second time in two playoff appearances that the Bengals were eliminated by the team that would go on to win it all. Though the schedule at this time remained at just 14 games, the Bengals missed by just 15 total yards having two 1000-yard rushers. Veteran Essex Johnson had 997 yards, and bruising 12th-round draft choice Boobie Clark had 988. Clark was named AFC Rookie of the Year. Through 2018, only six teams in NFL history have had two 1000-yard rushers in a season (Bengals not among them), and four of those instances came in 16-game seasons. The '73 offense was further improved by WR Isaac Curtis, a first-round draft pick who would go on to play 12 excellent seasons for Cincinnati. The NFL's rules on home television blackouts were changed for 1973, with blackouts lifted on games

sold out 72 hours in advance, and the Sept. 24 game vs. Houston — a 24-10 Bengals victory — became the first Bengals home contest with live local TV. Paul Brown turned 65 on Sept. 7, but retirement was not on his mind. He would go on to serve through 1975 as head coach, and he would remain the Bengals' chief executive until his death in 1991 at age 82.

## 1974

A break-even (7-7) season for Cincinnati included the individual highlight of QB Ken Anderson winning the first of his four NFL passing titles. He posted a league-best 95.7 rating, with 213 completions in 328 attempts (64.9 percent) for 2667 yards, with 18 TDs and 10 INTs. In a Nov. 10 win vs. Pittsburgh, Anderson set a Bengals record (still standing through 2018) for completion percentage, ringing up a 90.9 by connecting on 20-of-22. Through 2018, that's third-best in NFL history (minimum 20 attempts). CB Lemar Parrish led the NFL in punt returns, with an 18.8-yard average that remains through '18 as the franchise record. The Bengals were 7-4 through 11 games, but were still a game and a half behind first-place Pittsburgh, and Cincinnati lost its last three contests. The Bengals swept the "Battle of Ohio" series vs. Cleveland for the first time, winning 33-7 at home in the season opener and 34-24 at Cleveland in Game 5. The campaign was preceded by a tumultuous offseason. Labor unrest roiled the league scene well into the preseason. The NFL Players Association called a strike, but not all players were on board, and most teams welcomed willing veterans into training camps. The Bengals were at the top in terms of veterans reporting to camp. Early preseason games were played with large numbers of rookies and other new personnel, however, and the Bengals offered fans refunds to those games. Most fans kept their tickets. The strike effort dwindled as preseason neared its end, and the regular season opened normally. Prior to preseason, the Bengals were in the thick of an NFL battle against player raids by the new World Football League, as they disputed the WFL Philadelphia franchise's signing of star LB Bill Bergey to a contract to begin in 1976, even though Bergey still was obligated to the Bengals through 1975. The Bengals lost that battle in court, but the decision wound up being moot. Bergey's offers from the unstable new league eventually fell through, and on July 10 of '74, Cincinnati traded Bergey to Philadelphia's NFL team, the Eagles, for first-round draft choices in 1976 and '77, plus a second-rounder in '77.

## 1975

In their final season with Paul Brown as head coach, the Bengals opened with six straight wins and went on to post an 11-3 record. Their .786 winning percentage stands through 2018 as the best in franchise history, and their plus-differential in yards per game (81.2, on 361.4 offensively vs. 280.2 defensively) also stands as a franchise record. The team also set a franchise record for fumble recoveries per game (1.57, on 22 total). But two of Cincinnati's losses were to AFC Central Division rival Pittsburgh, and the Steelers took the division title at 12-2, setting up their drive to the Super Bowl X championship. The Bengals qualified as the AFC Wild Card team for the playoffs, but had to play on the road at Oakland, which also had finished 11-3, and the Raiders prevailed, 31-28, withstanding a Bengals rally from a 31-14 deficit. QB Ken Anderson won the second of his four NFL passing championships, with a 93.9 rating, and he was also named Dodge NFL Man of the Year, an award reflecting both athletic and civic achievement. Attempts to revive the injury-plagued career of iconic QB Greg Cook ended on July 9, when the Bengals allowed Kansas City to claim Cook on waivers. Cook played in preseason for the Chiefs but did not reach the regular season with the club. The Bengals opened the preseason in the Hall of Fame game at Canton, Ohio, playing Washington on Aug. 2 on a day when the on-field temperature was estimated at 105, believed to be the hottest conditions ever (through 2018) for any Bengals game. Labor unrest forced the preseason to unfold under another strike threat, but it was averted just before the regular season began. The Bengals defense was strong despite the pre-training camp loss of Pro Bowl DT Mike Reid, who retired at age 26 to pursue a career in music. The last player still with the Bengals from the 1968 expansion draft, G Pat Matson, was traded to Green Bay on Sept. 10. Prior to the season, Paul Brown hired Kim Wood as the first "strength coach" in franchise history, citing the need for a more comprehensive year-round conditioning program for players. Wood would serve in the job through 2002.

## 1976

On Jan. 1, Paul Brown announced his retirement as head coach, while remaining general manager and overall chief executive. Brown had coached 41 seasons at various levels of football, with a career including dominance at the high school level, a national championship at Ohio State, and an AAFC and NFL dynasty with the Cleveland Browns. Brown also led the expansion Bengals into the playoffs in their third season (1970), making them the "youngest franchise" in

league history at that time to reach postseason. His overall coaching record was 342-126-15, for a winning percentage of .724. Brown named Bill "Tiger" Johnson, Bengals offensive line coach since the franchise's inception, as his successor as head coach. Johnson led the team to a 10-4 record, tied with Pittsburgh atop the AFC Central, but the Steelers won a tiebreaker (head-to-head sweep) for the division title, and the Bengals lost out to 11-3 New England for what was then a lone AFC Wild Card spot in the playoffs. The Bengals' .714 winning percentage is the highest (through 2018) of any Cincinnati team not to make the playoffs. The Bengals entered the final regular-season weekend tied with Pittsburgh at 9-4, but the Steelers clinched the playoff spot with a Saturday win against Houston. The Bengals were playing only for pride the following day when they swamped the N.Y. Jets 42-3 in what was to be the last Jets appearance by Hall of Fame QB Joe Namath. The Bengals acquired defensive end Coy Bacon in a March 31 trade with San Diego for WR Charlie Joiner, and Bacon contributed 22.0 sacks, still the Bengals record through 2018, and by a margin of 9.0. The team had 46 sacks, and its average of 3.29 per game is still the franchise record through 2016. Also still a record through '18 is the club's average yield of only 15.0 points per game. CB Ken Riley led the AFC with nine INTs. In the first round of the draft, Cincinnati selected HB Archie Griffin, the two-time Heisman Trophy winner from Ohio State, and Griffin went on to play for the Bengals through 1983.

## 1977

Head coach Bill Johnson posted a second straight winning record (8-6), but the team missed the playoffs, one game behind AFC Central champion Pittsburgh. The Bengals logged a huge win in Game 15, beating Pittsburgh 17-10 in a Saturday afternoon contest at frigid Riverfront Stadium (temperatures hovering between five and 10 degrees). The game left the teams tied for the division lead, and the Bengals were assured of winning a season-end tiebreaker, based on better point differential in their 1-1 season split with the Steelers. But on the final weekend, Pittsburgh won 10-9 over San Diego, and the Bengals fell 21-16 at Houston. The Oilers tied the Bengals' 8-6 record and officially took second place in a tiebreaker, but Houston also missed the postseason. The Bengals rallied into contention after a 2-3 start that included a season-opening loss to underdog Cleveland, the first time the Bengals had lost in a season opener played at home, following six straight wins in that situation. On Nov. 13 at Minnesota, QB Ken Anderson and WR Billy Brooks teamed up for a 94-yard TD pass, which stands through 2018 as the longest pass play in franchise history. The season ended the NFL's 17-year run (1961-77) of playing a 14-game regular-season schedule.

## 1978

The Bengals and the NFL played the first year with a 16-game schedule, and it was a long 16 for Cincinnati. QB Ken Anderson missed the first four games with a broken bone in his right hand, and Bill Johnson resigned as head coach following an 0-5 start. Among the first four games, Cincinnati's losing margins included one point (vs. Kansas City), three points (in overtime at Cleveland) and two points (vs. New Orleans). Johnson was replaced as head coach by Homer Rice, who had joined the staff for '78 as quarterbacks coach. The team dropped to a 1-12 mark before rallying to win the last three games. The Bengals closed the year with a 48-16 rout of Cleveland, a 32-point winning margin that stood until 2015 as Cincinnati's largest in the Battle of Ohio series. Prior to the season, CB Lemar Parrish and DE Coy Bacon were traded to Washington for the Redskins' first-round draft pick in 1979 (used to select RB Charles Alexander). Two Pro Bowlers, TE Bob Trumpy and S Tommy Casanova, retired prior to the season. On July 26, Paul Brown's eldest son, Robin, died of cancer at age 46, and Paul Brown had to cancel plans to be the presenter for Weeb Ewbank at Ewbank's Pro Football Hall of Fame induction. The Ben-Gals cheerleaders were in the news in '78. They attracted considerable new attention, going away from their "malt shop" look to a more revealing uniform, described at the time as "chic, smart and sexy, but not vulgar."

## 1979

Fullback Pete Johnson powered his way to 15 TDs, a club record at the time. But the team finished 4-12 in its only full season under head coach Homer Rice, who was released the day after the Dec. 16 season finale. The team struggled despite a plus-15 mark in turnover differential (44 takeaways, 29 giveaways). On Dec. 28, Rice was replaced by former Cleveland Browns head coach Forrest Gregg, who resigned as head coach of the CFL Toronto Argonauts to take the job. During the season, controversy flared over the publication of "PB: The Paul Brown Story," an autobiography written by Brown in collaboration with sportswriter Jack Clary. The book included lengthy and explicit criticism of

Cleveland Browns owner Art Modell, who had fired Brown as Cleveland head coach after the 1962 season. Modell made a formal complaint to the league office, charging Brown with violating league policy on public criticism of other teams' management. Brown eventually was fined \$10,000 by Pete Rozelle, whose appointment as NFL Commissioner in 1960 had been spearheaded by Brown. After paying his fine, Brown told reporters, "I have sent (Rozelle) his check, but I stand by the book as written. His (Rozelle's) action is not based on any judgment on the facts I have presented." Prior to the season, on Jan. 17, the Bengals created the coaching staff's first full-time position in charge of special teams, hiring Frank Gansz. On Nov. 14, after an injury to C Blair Bush, C Bob Johnson was coaxed out of retirement and played the remainder of the season. Johnson was the team's original No. 1 draft pick in 1968, and when he hung up his cleats for good after the '79 season, it marked the final departure of the last player who had been on the inaugural '68 club. On Sept. 23 vs. Houston, Bengal Chris Bahr kicked a 55-yard FG, which would stand alone as longest in franchise history for 33 years, until Mike Nugent tied it in 2012.

## 1980

Forrest Gregg managed only a 6-10 record in his first season as head coach, but he was laying the groundwork for a trip to the Super Bowl the following year. The first building block in that plan was the drafting of Southern California OT Anthony Munoz with the No. 3 overall selection. Munoz, who 18 years later would be a first-ballot Hall-of-Fame inductee, having played his entire career with Cincinnati, was enthusiastically endorsed by Gregg as Cincinnati's top choice. Gregg's deciding moment came when he was accidentally knocked to the ground by an errant Munoz forearm while working Munoz out in a supposedly "light-contact" drill on a scouting trip. Gregg himself was a Hall of Fame OT, inducted in 1977. After drafting Munoz, the Bengals endured a high-profile and acrimonious contract negotiation with Munoz agent Mike Trope. But Munoz was signed just before training camp, hyped as "the NFL's first million-dollar offensive tackle," and he started all season at LOT. Gregg instituted notably tougher discipline policies on Bengals players and became the first Cincinnati head coach to insist players wear sport coats and ties on road trips. But on the field, QB Ken Anderson was injury-plagued and wound up splitting time with Jack Thompson on an offense whose 244 total points ranked last in the AFC. Gregg notched two of his wins against defending league champion Pittsburgh, but his club lost twice to eventual AFC Central champ Cleveland, which had fired him as head coach after the 1977 campaign.

## 1981

The Bengals began the year with a dramatically redesigned uniform, highlighted by their now-signature striped helmets, and they ended the season in the Super Bowl, losing a heartbreaking 26-21 decision to San Francisco. The Bengals were favored in Super Bowl XVI at Pontiac, Mich., but they finished minus-three in turnover differential and fell short in trying to erase a 20-0 halftime deficit. Still, it was a foundational year for Bengals-mania in the Tri-State. Coach Forrest Gregg's second Bengals edition won the AFC Central Division title by four games, with a 12-4 record, and they won home playoff games over Buffalo and San Diego. Cincinnati's 27-7 "Freezer Bowl" AFC Championship win over the Chargers was played in conditions of minus-59 wind chill, still the lowest in NFL history through 2018. (The recorded temperature was minus-nine, second lowest in league history). Attendance at the Freezer Bowl was 46,302, more than creditable considering the weather, and attendance at the game is such a point of pride among longtime fans, it's said jokingly that more than 10 times that number of 46,302 now claim to have been in the stands. QB Ken Anderson earned NFL Most Valuable Player honors with a league-best and career-high passer rating of 98.4. With 29 TD passes and just 10 INTs, Anderson posted a 2.9-to-1 ratio, best in franchise history until 2015. TE Dan Ross and rookie WR Cris Collinsworth had big receiving years. Ross' 71 receptions was a club record to that point. FB Pete Johnson rumbled for a then club-record 1077 rushing yards, with 12 TDs. Future Hall of Fame OT Anthony Munoz played his second season and earned his first of what would be a Bengals-record 11 Pro Bowl berths. Defensively, the front line trio of DEs Ross Browner and Eddie Edwards and DT Wilson Whitley were in the fourth of their five seasons starting together. An outstanding veteran LB corps of Jim LeClair, Reggie Williams, Glenn Cameron and Bo Harris finished 1-4 in tackles. CB Ken Riley, by far the franchise's all-time INT leader, was in the 13th of his 15-season Bengals career. For QB Anderson, getting to his eventual season accolades was no easy journey. The year began with Anderson trade rumors (nothing materialized), and Anderson went through preseason in an open competition with Jack Thompson, the franchise's No. 1 draft pick from 1979. Anderson became sure of the season-opening job only when Thompson became unavailable, due to an injury in the final preseason contest. Anderson fared poorly in the season opener vs. Seattle



and was benched in favor of Turk Schonert. But although Schonert was a hero that day, leading a wild come-from-behind win, Anderson was re-installed by Gregg the following week and went on to his memorable season. Cincinnati swooned over rookie WR Collinsworth, who produced the franchise's first 1000-yard receiving season (1009) and displayed a magnetic personality that by year's end infected fans far beyond the Queen City. In December, Collinsworth became the first Bengals player featured on a Sports Illustrated cover. The offense had four Pro Bowlers (Anderson, Collinsworth, Johnson and Munoz), and the special teams had one (P Pat McNally), but the defense had none. Paul Brown was named NFL Executive of the Year by The Sporting News. Tickets for Super Bowl XVI were only \$40 face value. It was also an historic year for technology in the Bengals organization. On Sept. 25, it was confirmed to media that the club had bought and installed its first office-wide computer system, with "several terminals available for the ticket office and other business needs." As noted above, the new uniforms for 1981 featured tiger-striped helmets, and they made quite a splash. The design was chosen by Paul Brown, who said he wanted the helmet to be "instantly recognizable even from a distance." The bold look sparked debate among fans, and the Cincinnati Enquirer quoted a source from NFL Properties as saying "the design was not our first choice" among several presented to the Bengals. "But," the Enquirer source continued, "these helmets will definitely get recognized." Indeed, they have become an institution, still distinctive among NFL headgear after 36 years.

## 1982

The Bengals finished a strike-shortened season at 7-2, tied for the second-best record in the AFC. QB Ken Anderson was at the height of his Cincinnati prowess, winning his fourth NFL passing title (95.3 rating). Anderson stands through 2018 as the only Bengal to win more than two major NFL season titles of any variety. Anderson's 70.55 completion percentage was an NFL season record at the time, and through '18 it still stands as sixth-best in league history. Anderson also set a standing Bengals season record for passing yards per game, at 277.2. Isaac Curtis and Cris Collinsworth were in their second year as a Cadillac duo at wide receiver, helping Anderson to his high marks. But a players' strike began after Week 2 and lasted 57 days, until Nov. 17. Games scheduled in Weeks 3-9 wound up being canceled, and Week 10 games were rescheduled for Jan. 2, a week after the regular season had been scheduled to end. They were the first NFL regular-season games not played in the calendar year of the season. The defending AFC champion Bengals split their first two games, and when play resumed after the strike, they established themselves as again one of the top clubs in the conference, winning four straight to stand at 5-1. Cincinnati was 6-1 in its seven post-strike games, the only loss being a memorable 50-34 Monday night shootout at San Diego. In that game, Anderson set a Bengals record for completions (40) that still stands through 2018, but the Chargers' 661 yards net offense stands as the most ever allowed by the Bengals, and Chargers WR Wes Chandler set a still-standing Cincinnati opponents' record with 260 receiving yards. Buoyed by the previous season's AFC championship and the strong regular-season finish, Bengals fans had high hopes of a second straight Super Bowl appearance as the playoffs began. But in one of the most stunning losses in Bengals history, Cincinnati opened an expanded playoff format by falling 44-17 to the underdog N.Y. Jets at Riverfront Stadium. The Jets' point total stands through 2018 as the most ever in the playoffs against the Bengals, and Freeman McNeil's 202 rushing yards also still stand as a Bengals opponent playoff record. Four Bengals went to the Pro Bowl — Anderson, WR Cris Collinsworth, OT Anthony Munoz and TE Dan Ross. The nine regular-season games played were the fewest in the NFL since 1934, the year before the league adopted standard number of games for all teams. Bengals players were among the first to vote as a team to end the strike, doing so Nov. 11 in a meeting at the club's Spinney Field practice facility.

## 1983

It was a tumultuous year from start to finish as the Bengals posted a 7-9 record, dropping from the postseason picture after going 19-6 over the previous two regular seasons. In January, the new United States Football League announced that it would begin play in the spring of 1984, and the USFL roiled the '83 offseason by pursuing contracts with NFL players and coaches, including a number of Bengals. G Dave Lapham and TE Dan Ross signed "future contracts" with the new league for 1984, and they would indeed go there, but they played out their Bengals contracts for Cincinnati in '83. The biggest stunner to Cincinnati fans came June 27, when star WR Cris Collinsworth signed a future contract to begin in 1985 with the USFL Tampa Bay Bandits. But over an extended period of angst in Bengals Nation, extending into February 1985, Collinsworth and Bandits

owner John Bassett never fully consummated their deal. Collinsworth wound up playing his full pro football career (through 1988) with the Bengals. In July, offensive coordinator Lindy Infante signed a future deal as head coach of the USFL Jacksonville Bulls, and rather than let him coach in Cincinnati under his '83 contract, the Bengals fired him for breach of contract. On June 2, once highly-touted QB Jack Thompson was traded to the Tampa Bay Bucs for a 1984 first-round draft choice. On July 26, Bengals DE Ross Browner and FB Pete Johnson were among the first four NFL players ever suspended by the NFL for illegal drug activity. They missed all of training camp and Games 1-4 of the regular season. The team lost six of its first seven games, and in Game 6, a Monday night Riverfront Stadium visit by Pittsburgh, Steelers DE Keith Gary inflicted a severe neck sprain on QB Ken Anderson, bringing him down with a visually sickening twist of the face mask. Though Gary would in the end be only fined by the NFL (not suspended), the play proved to be key in raising NFL awareness that QBs were often in vulnerable positions and needed more rules protection. "It's fortunate (the play) was on national television," said Paul Brown. "Maybe now it won't be repeated." Anderson missed the next three games. On Nov. 20 vs. Houston, an obscure rookie drafted in the 10th round made his first NFL start, as an injury replacement. The player was Tim Krumrie, who would take over as full-time starter the next season and become one of the best defensive linemen and most admired players in franchise history. The Bengals rallied to finish 6-3 over their last nine games, and coach Forrest Gregg was under contract through 1984. But on Dec. 24, Gregg resigned with the team's blessing to take the head coaching job in Green Bay, where he had played his way into the Hall of Fame as an offensive tackle. On Dec. 29, the Bengals replaced Gregg with Indiana University head coach Sam Wyche, a former Bengals QB who five years later would join Gregg as the only other Bengal coach to take the team to the Super Bowl. Despite their disappointing season, the Bengals led the NFL in total defense under Gregg and coordinator Hank Bullough, allowing only 270.4 yards per game. The performance stands through 2018 as the club's only No. 1 defensive ranking.

## 1984

Rookie head coach Sam Wyche took the Bengals on a wild ride that ended just short of a playoff berth. The team rose from an 0-5 start to finish 8-8, winning its last four. After routing Buffalo 52-21 in a 1 p.m. ET season finale, the Bengals needed the 11-4 L.A. Raiders to win at home over 8-7 Pittsburgh in a 4 p.m. game. That result would have produced a Bengals-Steelers tie for the AFC Central title, and the Bengals would have been declared champions via tiebreaker. But the Steelers dashed Cincinnati's hopes in a 13-7 win over the Raiders, as Wyche and a number of invited media members watched on television at the coach's home. Wyche juggled his quarterbacks all season, due to injuries and/or coaching decisions. Ken Anderson began and finished the year as No. 1, starting nine games, but rookie Boomer Esiason started four and veteran Turk Schonert started three. Esiason made the first of his eventual 123 Bengals starts on Oct. 7 vs. Houston, in a battle of 0-5 teams. Esiason didn't dazzle, passing for 159 yards with no TDs and two INTs, but the Bengals won 13-3, and Esiason would finish 3-1 in his four starts on the year. Prior to the season, it was a big year for Cincinnati in the trade department. The Bengals entered April holding the No. 1 overall pick in the draft, via their 1983 trade of QB Jack Thompson to Tampa Bay. But with the top prospect, Brigham Young QB Steve Young, having signed with the USFL Los Angeles Express, the Bengals traded the pick on April 5 to New England, gaining the Nos. 16 and 28 spots in round one. The Bengals selected DE Pete Koch of Maryland at No. 16 and G Brian Blados of North Carolina at No. 28. The Patriots used the No. 1 pick on Nebraska WR Irving Fryar. On May 29, the Bengals made arguably the best straight player-for-player trade in franchise history, sending FB Pete Johnson to San Diego for RB James Brooks. Johnson would prove to be on the downside of his career, while Brooks would have a stellar Bengals tenure through 1991. The year 1984 was, and remains through 2018, the second time in club history for the Bengals to have three first-round draft picks (first year was 1977). With their own first-round '84 selection, the Bengals chose LB Ricky Hunley of Arizona, but Hunley became (and remains through 2018) the only Bengals first-rounder never to sign with Cincinnati. Hunley's stalemated contract negotiations set a Bengals record for length, and on Oct. 9, he was traded to Denver for three future selections, two of which brought Cincinnati productive WR Tim McGee (first round 1986) and Pro Bowl S David Fulcher (third round 1986).

## 1985

The 7-9 Bengals scored 441 points in Sam Wyche's second season as head coach, a club record at the time. But their 437 points allowed also was a record to that point. Rookie WR Eddie Brown, who had surprisingly been available with the No. 13 pick in the '85 draft, missed the first 18 days of training camp due to

contract talks, but he wound up as Associated Press NFL Rookie of the Year after catching 53 passes for 942 yards and eight TDs. Bengals icon Ken Anderson opened the season as the starting QB, but the 15th-year vet was supplanted in Game 3 by second-year pro Boomer Esiason, who went on to pass for 27 TDs and just 12 INTs while posting a 93.2 passer rating. The team rebounded from an 0-3 start to stand 7-7 after a rousing 50-24 win over Dallas, and a playoff berth was clearly within range in an AFC Central Division race in which no team was able to dominate. But in Game 15, the Bengals lost 27-24 at Washington after leading 24-7, and their only hope for the playoffs entering the final weekend was via tiebreaker in a possible three-way deadlock with Pittsburgh and Cleveland. The day before their season finale at New England, they were eliminated — and Cleveland became division champion — when Pittsburgh lost a Saturday game to the N.Y. Giants. Prior to and during the season, the team had a number of high-profile personnel issues. Star WR Cris Collinsworth, who had stunned Cincinnati fans in 1983 by signing a “future contract” with the United States Football League’s Tampa Bay Bandits, was to join the Bandits for their 1985 spring season. But after a soap-opera series of “will he go or will he stay?” events, Collinsworth re-signed with Cincinnati on Feb. 27. WR Isaac Curtis, a premier Bengal for 12 years, was released in July and shortly thereafter announced his retirement from pro football. DE Ross Browner went to Houston of the USFL in the spring, but he re-signed with Cincinnati in late August. TE Dan Ross, another ex-Bengal who had gone to the USFL, was re-acquired by Cincinnati in late August but was traded to Seattle in October.

## 1986

The '86 team was the second Bengals club, and the last one through 2018, to win 10 or more games and not make the playoffs. They lost their chance for a division title when they were bombed 34-3 by eventual champ Cleveland in Game 15 at Riverfront Stadium, but they stayed alive for a Wild Card berth to the very end. After swamping the N.Y. Jets 52-21 on the season's final Sunday, they were set to qualify with a Miami win over visiting New England on Monday night. But as many Bengals players gathered to watch at a popular Cincinnati night spot, the Patriots won 34-27, taking the AFC East title by a game over the Jets and eliminating Cincinnati from postseason. The 10-6 Jets and 10-6 Chiefs took the Wild Card spots over the Bengals via tiebreaker, with better records against AFC foes. In his first full season as Bengals starting QB, Boomer Esiason passed for a then-club-record 3959 yards, and RB James Brooks posted a club record that still stands through 2018 for yards from scrimmage (1773, on 1087 rushing and 686 receiving). LB Reggie Williams won the prestigious NFL Man of the Year award, for his combined football and community efforts. In late July, the NFL completed successful defense of a multi-million-dollar antitrust suit filed by the United States Football League. The courts ruled technically in favor of the USFL, but awarded only a token \$1 in damages. “(The suit) could have been catastrophic to the NFL,” Bengals assistant GM Mike Brown told reporters. “We are glad to see it end in what we consider a complete victory.” In '86, the NFL began the regular use of instant replay officiating and stepped up its drug-testing program, two measures that were supported by the Bengals. After a year of instant replay, however, the Bengals would join a minority of teams that unsuccessfully opposed its continuation.

## 1987

The Bengals entered the season with big plans, after finishing 10-6 in 1986, but their aspirations were to be dashed. They started 1-1, but the loss was an exceedingly painful one, as Cincinnati lost to San Francisco despite having a lead and the ball with :06 to play. After that loss, the NFL players' union went on strike. Games scheduled for Week 3 were canceled, and the next three games were played primarily by replacement players. Cincinnati went 1-2 in the three “replacement games.” The replacement-player strategy led to picketing by Bengals veterans outside the team's practice facility, but replacement ball was effective in breaking the strike. A total of 85 NFL veterans crossed picket lines to play in the first replacement games, and though the Bengals were a stronger union team than many, LB Reggie Williams was among the 85. The flow increased after the first replacement weekend, though the Bengals had only one additional defection from the strike ranks, DE Eddie Edwards. But veterans agreed leaguewide to return for Game 6 and beyond, without a settlement to their labor issues. The “real Bengals,” however, could not get it back together again, posting a 2-8 record after their return, for a 4-11 overall team finish. The season ended with widespread speculation that fourth-year head coach Sam Wyche would be replaced, but Bengals general manager Paul Brown announced

Dec. 30 that the club would honor the final year of Wyche's five-year contract. Brown termed the 1987 season “an aberration” for which Wyche should not take the brunt of blame, and looking ahead to 1988, Brown told media, “We have a team with talent, and yours truly does not consider this to be a rebuilding year.” Brown and Wyche, of course, were to be vindicated as the Bengals would go on to win the 1988 AFC Championship. One bright spot from '87 was the first Pro Bowl berth for NT Tim Krumrie, the 10th-round '83 draft choice who had already earned status as a key player and fan favorite. Prior to the '87 campaign, Bengals Nation saw the end of an era, as QB Ken Anderson announced his retirement on June 2. The 1986 season had been Anderson's 16th as a Bengal, a term that stands through 2018 as the longest in franchise history. Anderson had participated in the team's spring minicamp, but he changed his mind about a 17th season following a late May exam that showed reduced strength in his right (throwing) shoulder. “The doc told me, ‘You're starting to wear out a little bit,’ ” Anderson said, “and there is life after football. I want to make sure that I can continue to play golf and otherwise enjoy that life.”

## 1988

Snubbed on the NFL's prime-time TV schedule after a 4-11 season, the Bengals staged one of the biggest turnarounds in NFL history, posting a 12-4 record. They clinched the AFC home field advantage for the playoffs, and they won games at Riverfront Stadium over Seattle and Buffalo before losing a dramatic Super Bowl XXIII by 20-16 to San Francisco at Joe Robbie Stadium in Miami. In the Super Bowl, the Bengals took a 16-13 lead on a 40-yard Jim Breech FG with 3:20 remaining, but the 49ers drove 92 yards in 11 plays to seize victory with 0:34 to play, on a 10-yard pass from Joe Montana to John Taylor. The Bengals suffered two dramatic player losses for the Super Bowl, as troubled FB Stanley Wilson missed the Sunday game due to a Saturday night drug relapse, and Pro Bowl NT Tim Krumrie suffered a broken leg early in the first quarter, with TV cameras catching the fracture in grim detail. NFL Commissioner Pete Rozelle called Super Bowl XXIII the most exciting to that point in history of the game, which had recently suffered from very lopsided results. (The five previous winners had an average victory margin of 27.6 points). Nine Bengals were selected for the Pro Bowl, a club record that still stands through 2018. FB Ickey Woods did not make the Pro Bowl, but in his only full season of a career later derailed by injuries, he rushed for 1066 yards and a club-record 15 rushing TDs. His “Ickey Shuffle” dance became an iconic TD celebration nationally and would bring him widespread notice for many years, despite the brevity of his playing career. Sam Wyche, whose continued status as head coach was questioned by many entering the season, was named NFL Coach of the Year by the Pro Football Writers Association. But the more prestigious coaching award, from Associated Press, went to Mike Ditka of Chicago, whose team lost 28-3 in the NFC Championship game. Cincinnati's two playoff wins were fraught with high-level controversy over Wyche's hurry-up “no huddle” offense. In the Divisional game, Seattle players transparently feigned injuries to buy time for situational defensive substitutions, and that flap, raised to a higher level by comments from Buffalo coach Marv Levy, led the NFL to ban the no-huddle for the AFC Championship game against the Bills. But the Bengals dispatched Buffalo 21-10 without their full bag of tricks, and the NFL later admitted its ban was a mistake. The Bengals were allowed to use the no-huddle in the Super Bowl. In developments prior to the season, the Ben-Gals cheerleading squad was reinstated after a year's absence — “We heard from the fans that they wanted them back,” said assistant general manager Mike Brown — and LB Reggie Williams on June 16 became the first (and still only) Bengal to serve on Cincinnati City Council, appointed by the Charter Party to a seat from which Charterite Arn Bortz had retired. In January of '88, Williams had received the “Sportsman of the Year” award from Sports Illustrated, and he was presented the award by President Reagan in a ceremony at the White House.

## 1989

The defending AFC champions showed the ability to be among the NFL's most powerful teams, winning games by scores of 41-10, 56-23, 42-7 and 61-7. But injuries and inconsistencies defined the season, and Cincinnati finished 8-8 and out of the playoffs despite outscoring foes by 404-285. The plus-119 point differential stands through 2018 as the biggest plus in NFL history by a team without a winning record. The Bengals had a chance to claim a Wild Card berth in the final game of the league's regular season, a Monday night (Christmas night) match in Minnesota. But the Vikings, needing a win to clinch the NFL Central title, prevailed by 29-21. The Bengals started 4-1 but lost four of their next five. Colorful and controversial head coach Sam Wyche helped keep fans' emotions high as he sparred throughout the season with division rivals Cleveland and Houston. Wyche took repeated issue with rowdy crowd behavior in

Cleveland Stadium's "Dawg Pound," and when Bengals fans threw snowballs on the field during a Dec. 10 home game vs. Seattle, Wyche grabbed a public address microphone and scolded the crowd, saying "You don't live in Cleveland, you live in Cincinnati." The next week, in the highest-drama moment of Wyche's long feud with Houston coach Jerry Glanville, Wyche eschewed running out the clock in the final minute despite holding a 58-7 lead over the Oilers. He called for a FG and got a 61-7 conquest, then blasted Glanville as a "phony" in his post-game news conference. Prior to the season, iconic Bengals WR Cris Collinsworth was released in final cuts. On Sept. 17 vs. Pittsburgh, 1988 rookie sensation Ickey Woods suffered a knee injury that would play a big part in short-circuiting his career. Woods would play only two more partial seasons (1990 and '91). On May 11, the long-troubled saga of Bengals FB Stanley Wilson ended when Wilson was permanently barred from the NFL by Commissioner Pete Rozelle. NFL fans had been shocked in March when Rozelle announced his impending retirement. Rozelle, noted often as the most successful sports commissioner in United States history, had been boosted into the job in 1960 as an unknown compromise candidate supported by the Bengals' Paul Brown. Rozelle was replaced by Paul Tagliabue on Oct. 26. The '89 draft stands through 2018 as the only one in which Cincinnati did not exercise a first-round choice. Slated originally to have the next-to-last selection in round one, the Bengals traded down with Atlanta and made RB Eric Ball their first selection, with the seventh pick of Round 2. LB Reggie Williams retired with the end of the season, his 14th as a Bengal. In November, Williams was elected to Cincinnati City Council, after having already served five months as an appointed replacement to fill a Charter Party vacancy.

## 1990

The Bengals weathered a season with the only five-game road trip in franchise history, finishing 9-7 and claiming the AFC Central title out of a three-way tie with Houston and Pittsburgh. Cincinnati finished first based on best head-to-head record against the other two teams (3-1). Houston earned a Wild Card berth, and Pittsburgh missed postseason, based on the Oilers topping the Steelers in the tiebreaker of record against all AFC opponents. The Bengals had no assurance of making the playoffs entering the season's final day, but they earned the division title by beating Cleveland in an afternoon game, combined with a Houston victory over Pittsburgh that night. The Bengals had stayed in the race in Week 15 by pounding Houston 40-20 at Riverfront Stadium, and they pounded the Oilers again at home in the Wild Card round of the playoffs, prevailing 41-14. Cincinnati was eliminated the next week in the Divisional round at Los Angeles, falling 20-10 to the Raiders. In the L.A. game, Raiders RB Bo Jackson, the dual-sport superstar, suffered a hip injury in the third quarter when tackled by Bengals LB Kevin Walker. Though the tackle looked routine and the injury was not initially considered serious, it proved to be a hip dislocation that ended Jackson's pro football career. He never would play in another NFL game, and in baseball, he would not again appear in as many as 100 games in a season. The Bengals had to play five straight regular-season games on the road because their scheduled Oct. 14 home game against Houston was moved to Houston, due to a stadium conflict with Reds postseason baseball play. The Reds in fact did not wind up playing at home on Oct. 14, but the schedule change had to be made in advance — on the basis of the baseball game being possible — because Riverfront Stadium's baseball/football conversion process was too cumbersome to allow a late decision. The Bengals schedule had called for two road games prior to Oct. 14 and two road games after Oct. 14. The Bengals finished 2-3 on the trip, and their scheduled Dec. 23 game at Houston was moved to Cincinnati. In the second of the five straight road games, a 34-31 overtime win against the L.A. Rams at Anaheim Stadium, Boomer Esiason passed for 490 yards, a team record that still stands through 2018. Esiason passed for only 412 yards before the overtime, however, leaving Ken Anderson's 447 in 1975 vs. Buffalo as the highest club total in regulation time. Prior to the season, offensive coordinator Bruce Coslet left the Bengals to become head coach of the N.Y. Jets, and in the Sept. 9 regular-season opener, at Riverfront, the Bengals beat the Jets 25-20.

## 1991

Paul Brown, the Bengals' founder and first head coach, and a member of the Pro Football Hall of Fame, died on Aug. 5 at age 82, at his Cincinnati home. The cause of his death was complications from pneumonia. His funeral was held Aug. 7 in his hometown of Massillon, Ohio. Among those in attendance were NFL Commissioner Paul Tagliabue, former commissioner Pete Rozelle, numerous team owners and eight Hall of Famers. Pall bearers included former

Bengals Ken Anderson, Reggie Williams and Dave Lapham. As directed by Brown during his final days, the current coaches and players remained at work in training camp at Wilmington, Ohio during the days after Brown's death. But head coach Sam Wyche, a private pilot, flew his own plane from Wilmington to Massillon during a short break in his camp schedule. At the funeral, Pete Rozelle said: "Whether they know it or not, nearly everyone in the game of football has been affected by Paul Brown. His wealth of ideas changed the game." Brown's son Mike, a key figure in both bringing the Bengals to Cincinnati and in operating the club, took over as chief executive. The season, a major disappointment at 3-13, would be the eighth and final one for Wyche as Bengals coach. Following a Dec. 24 end-of-season meeting between Wyche and Mike Brown, the team announced that Wyche had unexpectedly resigned. Wyche interpreted events as his being fired, but there was no disagreement that his tenure had ended. On Dec. 27, the Bengals announced that WRs coach Dave Shula was promoted to replace Wyche. Shula, the son of legendary coach Don Shula, became at age 32 the second-youngest head coach in NFL history. (Harland Svare took over the L.A. Rams in 1962 at age 31). Mike Brown and Wyche went on to maintain cordial relations, and a disagreement over compensation for Wyche from his 1992 contract was later settled amicably. Wyche would go on to join the Tampa Bay Buccaneers as head coach from 1992-95. Prior to the season, the NFL announced new guidelines for media locker room access, action that had been sparked in large part by Wyche repeatedly expressing concern over the propriety of having female reporters in the locker room. Though the NFL maintained full access for all reporters, teams were instructed to screen shower areas from view, provide robes or extra-large towels to all players, and provide separate post-game interview areas for head coaches and key players.

## 1992

In the franchise's 25th anniversary season, the team started 2-0 under new head coach Dave Shula, with wins at Seattle and vs. the L.A. Raiders. And they seemed a lock to go 3-0 the next week against an 0-2 Green Bay team under rookie head coach Mike Holmgren, leading almost all the way. But a little-known Packers QB, Brett Favre, made the first splash of what would become one of the NFL's greatest careers. Favre directed a 21-point fourth quarter for a 24-23 win. A second-year pro at the time, playing in only his fourth game, Favre had come off the bench to replace injured starter Don Majkowski in the first quarter. Favre's two TD passes, including a 35-yarder to unheralded WR Kittrick Taylor with 0:13 to play, were the first two of a total that would rise to an NFL-record 508. The Green Bay game was the start of a five-game losing streak for Cincinnati, and the team finished 5-11. The year was marked by news involving many of the franchise's biggest names. All-Pro OT Anthony Munoz, with 11 Pro Bowl selections on his resume, was limited to eight games by injuries and announced his retirement prior to playing in the season finale. Another Bengals icon, QB Boomer Esiason, was benched in favor of '92 top draft pick David Klingler after the team fell to 4-7. Esiason asked to be traded as the season ended, and the club said it would try to accommodate him. Early '92 was the end of the line for Ickey Woods, Cincinnati's 1988 rookie RB sensation. Woods had seen some action in '90 and '91, after suffering a season-ending '89 left knee injury, but his '91 year included a significant right knee injury, and he was waived after failing to show well in the '92 spring minicamp. WR Eddie Brown, a standout performer from 1985-91, saw his NFL career essentially ended by a ruptured disc in his neck discovered early in training camp. Brown underwent surgery and missed the season. He gained free agency after the season, but found the market slow and wound up re-signing with the Bengals. He was released in final 1993 preseason cuts and did not play again in the NFL. Through 1991, Brown ranked third in Bengals history in receiving yards (6134) and held club records for receiving yards in a game (216) and a season (1273). Bright spots in '92 included WR Carl Pickens, named Associated Press NFL Rookie of the Year, and RB Harold Green, whose 1170 rushing yards were second-most in club history to that point. After the season finale, the Bengals hired team QB legend Ken Anderson as QBs coach. In the Game 3 loss at Green Bay, Bengals rookie Pickens turned in a 95-yard punt return for a TD, the longest punt return through 2018 in Bengals history.

## 1993

The difficult road toward the eventual 2000 completion of Paul Brown Stadium began in earnest in November of '93. At that time, Bengals president Mike Brown, with support from NFL Commissioner Paul Tagliabue, sounded the call that Riverfront Stadium had become economically obsolete in the changing world of pro football. Brown warned that absent real progress on improving the Bengals' stadium situation, the club might be forced to consider moving. The first step toward a solution came in December, when the club agreed to stay at least

through 1998, in exchange for a deal to partially renovate Riverfront and amend the team's lease. It was also stated that civic leaders would explore construction of a new stadium by the "early 2000s." The Bengals played their first season since 1984 without QB Boomer Esiason, who was traded to the N.Y. Jets in March for a third-round 1993 draft pick. David Klingler, Cincinnati's first-round 1992 selection, had taken over at QB at the end of 1992. Klingler directed late-season victories in '93 over the Rams and Falcons, but the bottom line was a 3-13 finish. Klingler had missed three games at midseason, due to back problems, but veteran backup Jay Schroeder had been unable to right the ship. The '93 season was the most defense-dominated in Bengals history (through 2018), as Cincinnati and its foes averaged total combined points of only 31.6 per game. Preseason cuts had seen the Bengals release longtime kicker Jim Breech in favor of rookie Doug Pelfrey of Kentucky, a Greater Cincinnati native (Fort Thomas, Ky.) who would play for the team through 1999. Breech through 2018 is still Cincinnati's all-time leading scorer (1151). Breech started his Bengals career in 1980, after one season with Oakland, and through '18 he ranks fourth in NFL history in consecutive games played scoring at least one point (186). Changing public attitudes on smoking impacted Bengals fans in April, as Cincinnati City Council enacted a ban on smoking in seating areas at Riverfront Stadium, to take effect in 1994.

## 1994

A shot of "Blake-mania" livened a 3-13 overall season. Due to injuries to QBs David Klingler and Donald Hollas, late-August waiver pickup Jeff Blake got a chance to start on Oct. 30 against Dallas, the two-time defending Super Bowl champions. Blake couldn't engineer the season's first win, but he threw for two TDs and had the Bengals up 20-17 until late in the third quarter of an eventual 23-20 loss. Blake went on to lead wins the next two weeks, at Seattle and vs. Houston. He remained the starter despite Klingler's return to health, and finished the year as a huge fan favorite, leading the NFL in pass completions of 50 or more yards (eight). In a nationally televised Oct. 2 Sunday night game at Riverfront, Miami's Don Shula and Cincinnati's Dave Shula became the first father and son to oppose one another as head coaches in North American major pro sports. The Dolphins won, 23-7. The Bengals closed the season with a unique comeback, beating Philadelphia 33-30 when Doug Pelfrey kicked two FGs in the last :03 of the fourth quarter. He connected from 22 yards at :03 to tie the score, then kicked a 54-yarder at :01, after the Bengals kickoff team recovered an Eagles muff at the Philadelphia 37. Though there is no official NFL record for multiple FGs in the waning seconds of a game, the Elias Sports Bureau confirms that from 1970 through 2018, no other player has kicked two in the last :03. On May 5, the Bengals signed Ohio State DT Dan Wilkinson, the first overall pick in the '94 draft. Wilkinson was the first player ever drafted No. 1 overall by the Bengals (later to be joined in 1995 by RB Ki-Jana Carter and in 2003 by QB Carson Palmer). In December, fan favorite Tim Krumrie, a two-time Pro Bowler, announced his retirement, effective at season's end. Krumrie was honored by the team at the regular-season finale, and shortly after the season he was hired to the coaching staff. He served as a defensive assistant in 1995 and was promoted to defensive line coach in 1996. The two-point conversion was added to NFL rules prior to the '94 season, with the Bengals among 23 teams voting in favor, and in the first preseason game, when Cincinnati played against Tampa Bay and former head coach Sam Wyche, a Buccaneers two-point conversion was the deciding play in a 17-16 Tampa Bay win. Much debate and some controversy continued through the year as the Bengals and baseball's Reds negotiated with Cincinnati leaders about the need for a new stadium, or even two. As co-tenants with the Bengals at Riverfront, the Reds balked at parts of an agreement the Bengals had reached in 1993 for interim improvements at Riverfront, and in an attempt to resolve issues, a city/county Stadium Task Force was formed, led by Cincinnati mayor Roxanne Qualls and Hamilton County Commission president Guy Guckenberger. The Bengals meanwhile agreed to share the cost of major improvements to Spinney Field, the team's city-owned practice facility.

## 1995

The Bengals were alive in the playoff race through Game 14, but were eliminated in a 26-10 loss at Cleveland in Game 15. The Dec. 17 Browns game was the last home game for Cleveland prior to the franchise's controversial move to Baltimore. The Bengals' 7-9 finish included a 2-0 start and wins in four of the last seven games, but Cincinnati lost six of seven in a midseason stretch, including a 26-23 home loss to Miami in "Shula Bowl II," as Bengals head coach

Dave Shula opposed his father, Don, for the second straight year. The Bengals closed the season by erasing a 21-point deficit in a 27-24 win vs. Minnesota, tying the largest comeback to win in club history. Jeff Blake held serve on the No. 1 QB job he had gained in 1994, keeping David Klingler in a backup role, and both Blake and WR Carl Pickens earned Pro Bowl berths. Pickens set a franchise record for TDs (17, all receiving) that stands through 2018. (In receiving TDs only, no other Bengals player through '18 has had more than 12.) The Bengals had retained Pickens for 1995 by matching a free agency offer he received from Arizona. The Bengals suffered a severe blow in preseason game three on Aug. 17 at Detroit, as RB Ki-Jana Carter of Penn State, the top overall pick in the '95 draft, was lost for the season to a severe knee injury. Carter, who had missed the first two preseason games with an ankle sprain, was lost at Detroit on his third Cincinnati carry. The Bengals had traded with Carolina to gain Carter as an offensive centerpiece, moving up in the first round for the first time in franchise history. Carter would come back to play seven NFL seasons, four of those for Cincinnati, but he never matched his college form at the pro level and closed with only 1144 career rushing yards. The year of 1995 was filled with issues regarding the Bengals' need for a new stadium. A lack of progress on the local front led club president Mike Brown to explore the possibility of a move to Baltimore, pressed by a deadline on Baltimore's end. But Brown repeatedly professed he had no desire to move the team unless forced to by an untenable local situation. On June 28, just minutes before a Bengals-set deadline, Cincinnati City Council voted 5-4 to approve a Hamilton County plan from Commissioner Bob Bedinghaus to raise the county sales tax by one percent to fund two new stadiums. In the end that proposal was scaled down to a one-half percent hike, funding stadiums and also providing homeowners with property tax relief. But after the County Commission voted to implement the tax, forces opposed to the increase successfully petitioned to make approval subject to a public referendum to be held in March of 1996. In October, Mike Brown announced that the Bengals for 1996 would move most of their front-office operation from Riverfront Stadium to the team's new practice facility building at Spinney Field.

## 1996

Progress continued to be forged on the Bengals' efforts to secure their future in Cincinnati with a new stadium. The biggest step came on March 19, when Hamilton County voters approved by 61-to-39 percent a measure to fund new Bengals and Reds stadiums with a half-cent sales tax increase. The vote came after vigorous public debate, and the Cincinnati Post termed it a "landslide victory" for backers of the issue. On Sept. 10, the Bengals reached preliminary agreement with Hamilton County on a 30-year lease, for an as-yet unnamed and un-sited stadium. The Bengals pushed vigorously for a riverfront site, opposing proposals to build in the Broadway Commons area just northeast of downtown. Both public polls and experts' recommendations indicated a preference for a riverfront site, but the question remained undecided as the year ended. The new stadium's name also remained undecided, but early public response showed strong support for naming it after Bengals founder Paul Brown. On Sept. 9, Riverfront Stadium was re-named Cinergy Field, as the energy utility Cinergy reached a \$6 million naming rights deal with Hamilton County to cover the stadium's remaining years of use. On the field, the team lost six of its first seven games, but Cincinnati's fortunes took a U-turn after offensive coordinator Bruce Coslet was promoted to head coach on Oct. 21, replacing the released Dave Shula. Coslet directed the team to a 7-2 finish, including a 5-0 mark at Cinergy Field. The Bengals stayed alive for the playoffs until the next-to-last week of the season, when despite defeating Houston they were eliminated due to results elsewhere. Coslet, signed only through '96 when he took over as head coach, was extended on Dec. 14 through 2000. A signature win for Coslet came Nov. 3 at Baltimore, when the Bengals rallied from a 21-3 deficit to win 24-21. The 18-point deficit stands through 2018 as largest ever overcome by the Bengals in a road win. WR Carl Pickens, who in 1995 had become the first Bengal to lead the AFC in receptions, led the conference again with 100, the first Bengal to hit the century mark. The defense had 34 INTs, a club record that stands through 2018. CB Ashley Ambrose, a veteran free agent in his first Bengals season, led the team with eight INTs and went to the Pro Bowl along with Pickens.

## 1997

On Feb. 13, the Bengals and Hamilton County reached tentative agreement on a western riverfront site for a new football stadium. The Bengals yielded to County wishes for a site one block farther west than the club's preferred spot, supporting the goal of opening central riverfront space for development of other attractions and neighborhoods between a football and a baseball stadium

(though the baseball site had yet to be agreed upon.). A drawback for the development of the more western football site was that some of the needed land was not owned by the county, and that would lead to future delays, as well as higher costs than the Bengals' preferred site. On May 29, the 30-year Bengals lease was completed and signed. It was announced on May 29 that the facility would be named Paul Brown Stadium, with the Bengals agreeing to cover \$5 million for the loss of potential corporate naming rights. On April 29, the Bengals received a favorable ruling in a tax case that had threatened the viability of the franchise. In United States Tax Court in Chicago, Judge John O. Colvin ruled that the heirs of the late Paul Brown were not liable for \$40 million sought by the Internal Revenue Service, due to a dispute over Paul Brown's acquisition of team shares held formerly by John Sawyer. The Cincinnati Enquirer editorial page opined that the Bengals had been spared an unfair "ambush by the IRS." The football team opened training camp in a state-of-the-art new facility at Georgetown (Ky.) College, after 29 seasons of training at Wilmington (Ohio) College. On April 5, the Bengals had re-signed QB Boomer Esiason as a veteran No. 2 to back up Jeff Blake. Esiason had gone on to play for the Jets and Cardinals since playing for the Bengals from 1984-92. The team was struggling with a 2-7 record on Nov. 9 at Indianapolis when Blake was sidelined with a concussion, and the 36-year-old Esiason entered the game in the third quarter and led a comeback victory. The Bengals lost the next week at Pittsburgh with Blake as the starter, and Esiason was named starter for the final five games. The Bengals were 4-1 in his starts, and they scored 42 points in the start he lost. Esiason did not have enough pass attempts to qualify for a Bengals-record season passer rating, or for the NFL passing title, but he finished the season with a 106.9 rating. The team finished the season 7-9. It was the last Bengals hurrah for Esiason, who retired after the season to take a broadcasting job with ABC's Monday Night Football. The '97 season saw the debut of HB Corey Dillon, a second-round draft choice who stands through 2018 as the club's all-time leading rusher (8061 yards). On Dec. 4 vs. Tennessee at Cinergy Field, Dillon rushed for 246 yards and four TDs, breaking Jim Brown's NFL record for rushing yards in a game by a rookie (237) and tying the Bengals record for TDs and points in a game. Dillon's four TDs and 24 points remain tied for the Bengals record through 2018.

## 1998

On Jan. 24, Bengals OT Anthony Munoz (1980-92) was voted to the Pro Football Hall of Fame. Munoz was part of a five-member induction class, and he and Chicago Bears LB Mike Singletary became the 47th and 48th players among the then-194 members to be elected in their first year of eligibility. The official induction ceremony took place Aug. 1, at the Hall in Canton, Ohio. NFL labor events had led to Munoz gaining free agent status after announcing his retirement following the 1992 season, and he had signed with Tampa Bay (and his former Bengals head coach, Sam Wyche) as a free agent in '93. But Munoz gave up the comeback bid after suffering a shoulder injury in training camp, and because he was not with the Bucs in the regular season, he is recognized in the Hall as having played only for the Bengals. Plans for the Bengals' new stadium hit a serious snag in January of '98, due to a dispute between Hamilton County and the city over the county acquiring 12.5 acres of city land that it needed to build at its preferred western riverfront site. As the stalemate dragged on, the Bengals announced that if no agreement was reached by Jan. 31, the club would no longer be bound by the lease it had signed in spring of 1997. Tension continued to build until, at 1:15 a.m. on Feb. 1, City Council forged a past-the-11th-hour agreement to accept a county proposal. On April 25, officials from the county, city and the Bengals joined in a public groundbreaking for Paul Brown Stadium construction, with plans for the facility to be ready for the 2000 season. The news on the field was not so encouraging, as the team dipped to 3-13 in its second full season under head coach Bruce Coslet. QB Boomer Esiason, who had a sensational late-season return to the starting job in 1997, after four seasons playing elsewhere, announced prior to the season that he was retiring to join ABC's Monday Night Football as a broadcaster. The Bengals signed former Steeler Neil O'Donnell to compete with Jeff Blake for the starting QB job. O'Donnell won the job in training camp, but the team lost nine straight after beating Pittsburgh in Game 5. Blake started Games 14 and 15 before being injured, and the season ended with no clear starter in sight for 1999. HB Corey Dillon rushed for 1130 yards, becoming the first Bengal (and still through 2018 the only Bengal) to top 1000 in each of his first two Cincinnati seasons. In the season opener vs. Tennessee, injury-plagued HB Ki-Jana Carter, top overall pick in the 1995 draft, suffered a season-ending wrist fracture. DT Dan Wilkinson, drafted No. 1 overall by the Bengals in 1994, saw a rather stormy Cincinnati

career end prior to the season, when he was traded to Washington for picks in the first and third rounds of the '98 draft. The Bengals used the picks to obtain LB Brian Simmons (first round) and G Mike Goff (third round).

## 1999

For the first year since the idea's original proposal in 1993, plans for the Bengals' new stadium proceeded with only minor issues. The rise of the seating bowl of Paul Brown Stadium was watched by citizens throughout the year. However, past issues — particularly a delay in Hamilton County's acquisition of needed land from the city — put construction on a very tight schedule to meet the goal of an August, 2000, inaugural game. On the field in '99, veteran Jeff Blake and rookie first-round draft choice Akili Smith would end up sharing QB duties during a 4-12 season. Blake was benched after an 0-4 start, and Smith started and won his NFL debut, 18-17 on Oct. 10 at Cleveland. The game marked the renewal of the "Battle of Ohio" series, as the Browns returned to play as an expansion team. Cleveland had spent three years without NFL football after the Browns moved to Baltimore for the 1996 season. The Bengals did not win again until Game 12, however, and Smith suffered a season-ending ankle injury in Game 9 vs. Jacksonville. Blake engineered three straight wins in Games 12-14, but the team lost the final two. HB Corey Dillon rushed for 1200 yards and went to the Pro Bowl along with KOR Tremain Mack, whose 27.1-yard average was the team record until Adam Jones surpassed it in 2014.

## 2000

The Paul Brown Stadium era began on Aug. 19, as the Bengals christened Cincinnati's new football showplace with a 24-20 preseason win over the Chicago Bears. WR Peter Warrick scored the first Bengals preseason points in PBS on a 14-yard end-around run in the first quarter. In the stadium's Grand Opening regular-season game Sept. 10 vs. Cleveland, before a Cincinnati sports record crowd of 64,006 (since surpassed by the Bengals). The Browns won, 24-7. Rookie WR Ron Dugans scored the first Bengals regular-season points in PBS on a four-yard TD pass from Akili Smith. The '00 Bengals drew four other crowds which exceeded the pre-PBS record for a sports crowd in Cincinnati, but the Browns game stood as the new record at year's end. On Sept. 25, following an 0-3 start to the season, Bruce Coslet resigned as head coach and was replaced by assistant head coach/defensive coordinator Dick LeBeau, who was named interim head coach. The team finished 4-9 under LeBeau, including 4-6 in the final 10 games and a 2-2 mark in the final four. On Dec. 20, LeBeau signed a multi-year contract to begin in 2001. LeBeau's first victory, on Oct. 22 vs. Denver, featured a then NFL-record 278 rushing yards by Corey Dillon, who went on to set a Bengals record (since broken) of 1435 yards for the season, earning his second straight trip to the Pro Bowl. Against Denver, Dillon broke a 1977 record of 275 yards set by Chicago's Walter Payton. It was an all-or-nothing day for Dillon, as he was stopped on 10 of his 22 carries for one or fewer yards, but he had five runs of 30-plus, including TD runs of 65 and 41 yards. "It seemed like a high school game," Dillon said of his numbers. Dillon's 278 stood as the NFL record until Sept. 14, 2003, when Baltimore's Jamal Lewis had a 295-yard game vs. Cleveland, and Dillon's total ranks fourth in league history through 2018. The Denver game was Cincinnati's first regular-season win at Paul Brown Stadium. Akili Smith opened the year as starting QB, but the offense stalled, and he was replaced after a Nov. 5 loss at Dallas by veteran 2000 free agent signee Scott Mitchell. Prior to the season, on June 1, the Bengals released HB Ki-Jana Carter, their injury-plagued 1995 top draft pick. On July 20, Cincinnati released talented but malcontent WR Carl Pickens. Pickens' departure had left Darnay Scott set to take over as the No. 1 wideout, but Scott suffered a broken leg in training camp on Aug. 1 and missed the season.

## 2001

The Bengals got off to a 4-3 start in Dick LeBeau's first full season as head coach, but they did not win again until the final two games, finishing 6-10. The defense finished No. 9 in the NFL, but the offense ranked 23rd. The early season was played amidst the tragedy of the Sept. 11 terrorist attacks in New York and Washington D.C. All of the NFL's Week 2 games, scheduled for Sept. 16-17, were postponed until the first weekend in January, the weekend after the regular season had been scheduled to end. The Bengals resumed play on Sept. 23, moving to 2-0 with a win over Baltimore at Paul Brown Stadium, and by that time stadium security procedures had been strengthened, including a ban on "coolers, backpacks and oversize purses." Also, the Federal Aviation Administration moved to ban aircraft from operating within three miles of outdoor venues with events in progress. Free agent signee Jon Kitna took over as the starting QB, winning a training camp battle with Scott Mitchell and Akili Smith. The '01 season featured the Bengals' first visit to Pittsburgh's new Heinz Field, on Oct. 7. On



Oct. 28 at Detroit, a 31-27 Bengals win featured a 96-yard TD run by HB Corey Dillon, which stands through 2018 as the longest scrimmage play in Bengals history. The '01 season was the first for flamboyant WR Chad Johnson, who through 2018 is Cincinnati's all-time leader in receptions (751) and receiving yards (10,783). Johnson, a second-round draft pick from Oregon State, put up only modest rookie numbers, missing four games with a collarbone fracture, but he publicly pleaded with coaches and medical staff to let him come back sooner from the injury, and he promised, "I'm going to make a lot of noise here early." On Oct. 14, the Bengals re-set their own record for the largest crowd ever at a Cincinnati sports event, as 64,217 fans watched a 24-14 win over Cleveland.

## 2002

The Bengals began the season in a new division, the AFC North, as the NFL realigned into eight four-team divisions. The Bengals were successful in efforts to keep longtime rivals Cleveland and Pittsburgh as division foes, and the Baltimore Ravens completed the four-team lineup. The Bengals entered the season after an encouraging 2001 finish. But despite some noteworthy individual performances, the team sunk to the worst record (2-14) in franchise history. The team was hit hard by injuries, losing the league's second-highest number of games by starters. The offense got off to a very slow start with free agent signer Gus Frerotte at QB. The offense perked up noticeably after the 2001 starter, Jon Kitna, returned to the No. 1 QB role. For the first time since 1989, Cincinnati had a 3000-yard passer (Kitna), a 1000-yard rusher (Corey Dillon) and a 1000-yard receiver (Chad Johnson). On Nov. 10 at Baltimore, Johnson had the first of his 31 games of 100 receiving yards, second-most in team history (seven catches, 110 yards). On Oct. 27 vs. Tennessee, Dillon raised his Bengals career rushing total to 6542 yards, passing James Brooks (6447) into the all-time franchise lead that he still holds through 2018 with 8061 yards. The Bengals set a team record for pass completions with 350 (since surpassed). But the team was 0-7 before getting a win at expansion Houston. The defense was inconsistent, and with nine TDs allowed on special teams or by the offense, the Bengals as a team allowed the second-most points (456) in club history. On Dec. 30, it was announced that head coach Dick LeBeau would not be retained for 2003.

## 2003

The Bengals launched a new era on Jan. 14, when Marvin Lewis was hired as the ninth head coach in franchise history. "We've turned over a new leaf," said Bengals president Mike Brown. Lewis went on to coach a franchise-record 16 seasons with the Bengals and became the team's all-time leader in wins (131). At the time of his hiring, Lewis was the eighth African-American to be named an NFL head coach. Architect of the Baltimore Ravens' record-setting Super Bowl defense in 2000, Lewis received a broad mandate from Bengals ownership to implement his program, and the team finished 8-8, six games better than the 2-14 Bengals of 2002. Though the Bengals missed the playoffs — eliminated on the final weekend of the season — their six-game improvement was the biggest of any NFL team from '02 to '03. It was also the second-biggest one-year improvement in Bengals history. Lewis finished second to Bill Belichick, coach of the World Champion New England Patriots, in Associated Press voting for NFL Coach of the Year. The season included the four largest pro sports crowds in Cincinnati history (to that time), topped by 65,362 on Dec. 28 vs. Cleveland, and the highlight game was a 24-19 win on Nov. 16 over an unbeaten (9-0) Kansas City team. The Chiefs game started what would be a Bengals-record streak of 57 consecutive home sellouts in regular season and postseason. WR Chad Johnson, who led the AFC with 1355 receiving yards, signed a five-year contract extension in November. Prior to the season, the Bengals had the No. 1 overall pick in the NFL Draft for the third time in team history, and the club chose Southern California QB Carson Palmer. Palmer was signed on April 24, just before the actual draft, as the Bengals took the option to execute an early signing. Palmer did not play as a rookie, as veteran Jon Kitna was the only NFL QB to play every offensive snap for his team, but Palmer would go on to set numerous Bengals passing records, beginning his playing career in 2004. QB Akili Smith, an unsuccessful first-round QB choice in 1999, was released on June 2. In an ironic twist for longtime Bengals followers, the club prior to the season hired Ricky Hunley as LBs coach. Hunley was a Bengals first-round draft choice as a player (LB) in 1984, but he never signed with Cincinnati, staging the longest holdout in franchise history before being traded to Denver on Oct. 9, 1984.

## 2004

In their second season under head coach Marvin Lewis, the Bengals continued their rebuilding process, posting a second straight 8-8 record. All eight

regular-season games at Paul Brown Stadium were sellouts — the first sold-out regular season since 1992 at Riverfront Stadium — and the total regular-season attendance of 524,248 put the team over the half-million mark for the first time. The team's break-even finish was a creditable performance, given that injuries were severe (18 players were placed on season-ending medical reserve lists) and that second-year QB Carson Palmer was seeing his first NFL playing time. Palmer, the 2003 first overall NFL draft pick, had not played as a rookie while backing up Jon Kitna. Palmer started the first 13 games before missing the final three with a knee strain. HB Rudi Johnson rushed for a club-record 1454 yards (a mark he later broke), and the team had four players named to the Pro Bowl, its highest total since 1990. The Pro Bowl quartet was Rudi Johnson, WR Chad Johnson, OT Willie Anderson and CB Tory James. K Shayne Graham set a club record with 122 points (since surpassed by Mike Nugent). Home games were played on a new, synthetic FieldTurf surface, on which installation was complete in early July. PBS had grass fields from 2000-03, but durability and maintenance issues dictated a switch. The team also made its first significant uniform change since 1981. The signature striped helmet was not changed, but the jersey design was modernized, black pants were added as a regular option to white pants, and a special-occasion orange jersey was added for up to two games per year. The team wore orange jerseys for the first time in franchise history in a 26-3 win vs. Dallas on Nov. 7. On Nov. 28, the Bengals played in what remains through 2018 as the second-highest scoring game in NFL history, a 58-48 home win over Cleveland (106 total points). The game stands through '18 as the only one in which the Bengals have scored in double figures in all four quarters (14-13-14-17). Prior to the season, HB Corey Dillon, the club's all-time rushing yards leader, was traded to New England for a second-round 2005 draft choice (Bengals chose S Madiou Williams).

## 2005

In head coach Marvin Lewis' third season, the Bengals returned to the playoffs, winning the AFC North Division title with an 11-5 record. But Cincinnati lost 31-17 to Pittsburgh in a Wild Card round playoff game, the first postseason game at Paul Brown Stadium, and QB Carson Palmer's postseason was regrettably short. Palmer, who posted a 101.1 regular-season passer rating, a Bengals record at the time, was lost to a serious knee injury on the club's second offensive snap in the playoff game, downed by former Bengal Kimo von Oelhoffen. On the play, Palmer had launched a 66-yard completion to WR Chris Henry. In the regular season, the team won its first four games, including an 88-29 point margin in the first three. The Bengals clinched the division title in Game 14, with a 41-17 victory at Detroit. A number of club individual single-season records were set, including two that still stand through 2018 — 1458 rushing yards by HB Rudi Johnson and 10 INTs by CB Deltha O'Neal. Five Bengals were voted to the Pro Bowl, the largest Cincinnati contingent since the 1989 team placed six. The five were Palmer, O'Neal, OT Willie Anderson, K Shayne Graham and WR Chad Johnson. The season's home crowds included the top four attendance figures in franchise history to that time, headed by 66,104 for the Bengals-Steelers game on Oct. 23. Two notable Bengals "voices" passed away in '05. Phil Samp, the team's radio play-by-play man from 1968-90, died on March 10, and Tom Kinder Sr., the stadium public address announcer from 1968-2004, died on April 10.

## 2006

For the first time since 1992, the Bengals sold out all games before the season began, and a waiting list was established for new season ticket buyers. The regular-season attendance mark was 527,870, for an average of 65,984, and both the total and the averages stand through 2018 as club records. Also prior to the season, it was also announced that head coach Marvin Lewis had signed a contract extension through 2010. Lewis completed his fourth season by joining Paul Brown as the only Bengals head coaches to go four straight seasons without a losing record, but though the team remained in contention until the final weekend, it missed the '06 playoffs with an 8-8 mark. The Bengals lost their last three games after standing 8-5. A win in either of the two final games could have secured a playoff berth, but Cincinnati lost 24-23 in Game 15 at Denver when an errant PAT snap foiled a chance to force overtime, and the Bengals lost the season finale in overtime vs. Pittsburgh, after record-setting K Shayne Graham missed a 39-yard FG try on the final play of regulation. QB Carson Palmer, sidelined with a major knee injury in the 2005 postseason, made good on his bid to play the full 2006 regular season, starting every game. He set a club record to that point with 4035 passing yards, and he boldfaced his status as the cornerstone of the roster by winning the Most Valuable Player Award in the Pro Bowl on Feb. 10, 2007. He stands through 2018 as the only Bengal to win the award. The season was a particularly notable one for flamboyant WR Chad Johnson. In March, NFL owners voted to clamp down on player end-zone

celebrations, an art that Johnson had been increasingly expanding in production value. In April, Johnson was signed to a contract extension through 2011. He was featured on a Sports Illustrated cover in October, and for the season he became the only Bengal (through 2018) to lead the NFL in receiving yards, with 1369. Johnson set a still-standing Bengals record for receiving yards in a game, with 260 on Nov. 12 vs. San Diego, and with 190 the next week at New Orleans, he set an NFL record at the time for receiving yards in consecutive games (450). Also in '06, Johnson became the first player to lead the AFC or NFC in receiving yards for a fourth consecutive season. In February, federal judge S. Arthur Spiegel dismissed a Hamilton County lawsuit against the Bengals regarding the Paul Brown Stadium lease, ending two years of legal disputes. In March, the Bengals and Buffalo Bills were the only NFL teams to vote against a new Collective Bargaining Agreement with the players, deeming it unsound, and as time would pass, numerous owners and analysts would in hindsight praise the Cincinnati-Buffalo stance. The 2006 agreement, in some views, ultimately led to the conditions that caused a lockout of players from March through July of 2011. The Bengals in '06 were among a number of teams responding to concerns about rowdy fan behavior at NFL games. The club installed and staffed a "Jerk Line" that fans could call during games to report problems. LB David Pollack, Cincinnati's top draft choice in 2005, suffered what would prove to be a career-ending neck fracture in the home opener vs. Cleveland. Pollack was never paralyzed and made a full recovery, but after some consideration of a comeback, he ultimately decided against it and moved into a successful career as a sports broadcaster.

## 2007

In a Harris Interactive survey released in February, Paul Brown Stadium was the only football stadium to make a list of "America's Favorite 150 Buildings and Structures." PBS ranked 101st on the list, whose range included all manner of major structures, including skyscrapers, museums, churches, hotels and even bridges. (The Empire State Building ranked first). Among all sports venues, only Wrigley Field (31) and the old Yankee Stadium (84) ranked higher than PBS. For the second straight season, the Bengals sold out all games before the season began. The team entered the season with high expectations, with its first two home games selected for ESPN Monday Night Football. But the season's first half ended with a disappointing 2-6 record, and a second-half rally lifted the club only to 7-9, the first losing season for head coach Marvin Lewis. WR T.J. Houshmandzadeh tied for the league receptions title (112), setting a club record that still stands through 2018 and becoming the only Bengal ever to gain a share of the league lead. WR Chad Johnson broke his own team receiving yards record with 1440, a season mark that stands through 2018, and K Shayne Graham set two marks that stand through '18 — season field-goal percentage (91.2 on 31-of-34) and FGs in a game (seven). Graham was seven-for-seven on Nov. 11 at Baltimore, scoring all of Cincinnati's points in a 21-7 win. On Sept. 16 at Cleveland, QB Carson Palmer set a Bengals game record (still standing through 2018) with six TD passes, but the Bengals lost in a 51-45 shootout to the underdog Browns, starting a four-game losing streak that followed a season opening Monday night win vs. Baltimore. On Oct. 28 vs. Pittsburgh, the team established a franchise record for single-game attendance, recording a figure of 66,188. That number stands through 2018 as the largest crowd ever to attend a sports event in Cincinnati, and other Bengals crowds at Paul Brown Stadium more than fill out the other spots on the all-time Cincinnati top 10.

## 2008

With a club-record 23 players sent to the Reserve/Injured list, the Bengals struggled to a 4-11-1 finish. And that list of 23 did not include the biggest missing name, QB Carson Palmer, who stayed on the roster all season but played in only four games due to an elbow injury. Ryan Fitzpatrick replaced Palmer at QB. The team partly salvaged the season, going 4-3-1 in the campaign's second half, but that was after an 0-8 start. Though the offense was near record lows in many statistical categories, the defense was promising under new coordinator Mike Zimmer, rising to a No. 12 NFL yardage ranking, the team's best since 2001. For the third straight year, all home games were declared sold out before the season began. The Bengals' 13-13 tie on Nov. 16 vs. Philadelphia was the NFL's first deadlock since 2002, and some players on both teams would admit that they had been expecting the contest to continue when the 15-minute overtime ended scoreless, not realizing that NFL games still could end in ties. It was the first overtime tie in Bengals history. The Bengals had played one other tie, at Houston in 1969, but that game went just the regulation four quarters, as

overtime was not yet in the rules. On Aug. 29, star WR Chad Johnson legally changed his name to Chad Ochocinco, a Spanish reference to his uniform number (85). But he was not permitted to have the new name on his jersey until 2009, after he had fulfilled contractual obligations regarding the purchase of existing licensed "Johnson" merchandise. In 2012, while with the Miami Dolphins, Ochocinco would change his name back to Johnson, and the league subsequently determined that in all future references in league material, the player would be known as Johnson, regardless of the year involved. The 2008 preseason ended with dramatic final cuts, as those released included three Bengals with six Pro Bowls among them — OT Willie Anderson, HB Rudi Johnson and CB Deltha O'Neal. On May 19, the Bengals waived talented but troubled LB Odell Thurman, who had been a rookie sensation in 2005. Thurman had not played in 2006 or '07, suspended by the NFL for various behavior issues, and on May 19 Bengals coach Marvin Lewis said the team "had not seen the right steps taken" by Thurman to justify another chance to play for Cincinnati. Thurman would not play again anywhere in the NFL.

## 2009

Rebounding from the disappointment of injury-plagued 2008, the Bengals won their second division championship under coach Marvin Lewis, finishing with a 10-6 record. Their march to the AFC North title included a 6-0 mark in division games, marking the only time in franchise history (through 2018) for Cincinnati to sweep its division opponents. The Bengals were eliminated in the first round of the playoffs, however, losing 24-14 to the visiting N.Y. Jets, who went on to reach the AFC Championship Game. The Bengals weathered tragedy en route to the title. On Oct. 8, Vikki Zimmer, wife for 27 years to Bengals defensive coordinator Mike Zimmer, died unexpectedly in Cincinnati. And on Dec. 17, WR Chris Henry died in North Carolina from injuries suffered in a Dec. 16 fall from a moving pickup truck. Henry was not with the team at the time, recuperating from a forearm fracture suffered Nov. 8 vs. Baltimore. The Bengals chartered a plane for the entire team to attend Henry's funeral in New Orleans on Dec. 22, and NFL Commissioner Roger Goodell also attended. On the field in '09, the Bengals were led by their defense, which continued rapid improvement under coordinator Zimmer. The Bengals finished fourth in the NFL in fewest yards allowed (301.4 per game). The team suffered a stunning home loss to Denver in the season opener, on a wildly improbable late play, but Cincinnati rebounded to win its next four. The Bengals led Denver 7-6 with less than a minute to play, but the Broncos won 12-7 on an 87-yard TD pass that was deflected by the Bengals defense to Denver's Brandon Stokley, who was not the intended receiver. The play stands through 2018 as the NFL's longest game-winning TD play from scrimmage in the final minute of the fourth quarter. On Oct. 4, Shayne Graham's 31-yard FG beat the Browns 23-20 in the longest Bengals game not to end in a tie. Graham's winning kick came with :04 remaining in overtime. On Oct. 25 vs. Chicago, Bengals HB Cedric Benson vaulted into the NFL rushing lead with a 189-yard game against Chicago, the team with which he had debuted unsuccessfully as a high first-round draft choice. The Bengals won 45-10 in a game nicknamed the "Benson Bowl," and NFL Network reported that Benson's rushing total was the most by a player against his former team in league history, with research going back to 1950. Long known for his mischievous on-field antics, WR Chad Johnson logged his last significant zany move as a Bengal on Nov. 8 vs. Baltimore, when he playfully offered a dollar bill to the officiating crew as they were discussing a ruling. The NFL was not amused, and Johnson was fined \$20,000. In Games 10-12, for the only time in franchise history (through 2018), the Bengals got 100-yard rushing games from three different players in a span of three games (Bernard Scott at Oakland, Larry Johnson vs. Cleveland and Cedric Benson vs. Detroit). It was the first such instance in the NFL since 1993. Benson set a Bengals individual record for 100-yard rushing games in a season (six), and the club set a mark with eight individual 100-yard rushers. Both marks stand through 2018.

## 2010

Following a 2009 division championship, the team never jelled despite having veteran talent, including that of high-profile free agent WR Terrell Owens. After a 2-1 start, the Bengals tied a dubious team one-season record by losing 10 in a row. Wins in two of the last three games did little to ease the dissatisfaction. Head coach Marvin Lewis ended the season with an expired contract, but two days after the season finale, it was announced that Lewis had signed to return for a franchise-record ninth season in 2011, a wise move given that the next five Bengals teams would make the playoffs. In '10, Owens and WR Chad Johnson combined for 139 receptions for 1814 yards and 13 TDs, and Cedric Benson rushed for 1111 yards while Carson Palmer passed for 3970. But the team could not deliver in the clutch. Opponents scored eight TDs on returns

(INTs, fumbles, kicks), and the Bengals were minus-eight in turnover differential. Injuries played a part, as the Bengals were forced to place 17 players on the Reserve/Injured list, and nine were veteran defensive players who would have started or seen significant action if healthy. The season was the last one in stripes for Chad Johnson, who completed the year with franchise career record records (still standing through 2018) for receptions (751), receiving yards (10,783) and receiving TDs (66). The club recorded a franchise-record 57th consecutive sellout (regular and postseason) for a Monday night game on Nov. 8 vs. Pittsburgh, but the streak ended when the Nov. 21 Buffalo game failed to sell out. The Bengals played five preseason games, their most since 1988, as the club was selected to open the NFL preseason against Dallas in the Pro Football Hall of Fame Game on Aug. 8 at Canton, Ohio. On Aug. 7, former Bengals assistant coach and head coach Dick LeBeau was inducted into the Hall of Fame. LeBeau, who spent 18 years on the Cincinnati coaching staff, also had a stellar playing career as a DB with the Detroit Lions, and after leaving Cincinnati he became a successful defensive coordinator with Pittsburgh.

## 2011

Shortly after re-signing for a Bengals-record ninth season as head coach, Marvin Lewis had a message for Bengals fans upset over the 2010 team's 4-12 record. "I will fix us," Lewis pledged, and the record would bear him out. Lewis led a young team — the AFC's youngest as of Week 1 — to a 9-7 record and a Wild Card playoff berth. Cincinnati lost at Houston in the Wild Card game. The young Bengals squad was not able to work with the coaching staff until late July, due to a player lockout over labor issues that had begun in March. The lockout ended just as training camps were due to open, with the announcement of a new NFL Collective Bargaining Agreement. But Cincinnati's players had staged numerous workouts on their own during the lockout, and two veteran leaders — DT Domata Peko and OT Andrew Whitworth — were accorded great credit for helping the team hang together in preparation for its surprise season. The Bengals defied widespread last-place predictions from preseason analysts by putting new offensive pieces together quickly. Working in the scheme of new offensive coordinator Jay Gruden, the club's top two draft picks — WR A.J. Green and QB Andy Dalton — became the first rookie QB-WR duo in NFL history to make the Pro Bowl. K Mike Nugent, from nearby Centerville, Ohio, set club records (still standing through 2018) for points (132) and FGs (33) in a season. The defense, in its fourth season under coordinator Mike Zimmer, ranked seventh in the NFL. DT Geno Atkins, a fourth-round 2010 draft pick, began emerging as one of the best draft steals in franchise history, tying for the NFL lead in sacks (7.5) among interior linemen and earning his first Pro Bowl berth. Dalton's success at QB led to the Bengals trading holdout veteran QB Carson Palmer to Oakland on Oct. 18, and Cincinnati received Oakland's first-round 2012 draft choice and second-round 2013 draft choice. The picks were used on CB Dre Kirkpatrick (2012) and HB Giovani Bernard (2013). On July 29, the Bengals traded talented but problematic Chad Johnson, their all-time leader in receptions (751) and receiving yards (10,783), to New England for a fifth-round and a sixth-round draft choice. Cincinnati used the picks to draft WRs Marvin Jones (2012) and Cobi Hamilton (2013). Johnson would make only 15 more NFL catches, released by New England in June of 2012 and released by Miami the following August. Lewis closed the year with 69 career victories, passing Sam Wyche (64) for most by a Bengals head coach. Through 2010, Lewis had been tied with Wyche and Paul Brown for most seasons as Bengals head coach (eight).

## 2012

The Bengals brought training camp to downtown Cincinnati, holding camp at the club's home facility for the first time. The team had trained for 29 seasons at Wilmington (Ohio) College and for the next 15 at Georgetown (Ky.) College. Changes in the NFL's Collective Bargaining Agreement helped drive the change, as the Bengals joined a majority of NFL teams which had switched to their home bases. With the new CBA reducing the amount of time players could be on the practice field, it was thought that their increased non-field time could be much better used at Paul Brown Stadium, where medical and classroom facilities were far superior to any remote camp site. Plans for a second straight playoff season seemed to have gone awry when the team lost four straight after a 3-1 start, standing 3-5 at the season's halfway point. But the Bengals stormed back to go 7-1 in the second half and clinched a Wild Card postseason berth with a 10-6 record. The only loss in the final eight games came by one point, 20-19 to Dallas,

on a Cowboys FG at the final gun. Of 131 NFL teams to post 3-5 starts between 1990-2012, the Bengals were one of only nine to reach the playoffs, and the 7-1 finish tied the 1981 Cincinnati Super Bowl team for best second-half record in a 16-game season. Cincinnati lost at Houston in the first round of the playoffs for the second straight year, but it was the first time for the Bengals to reach postseason two years in a row since 1981-82. The Bengals clinched their playoff berth with a 13-10 win at Pittsburgh in Game 15, at the same time eliminating the rival Steelers from contention. CB Leon Hall got the only Bengals TD against the Steelers, on a 17-yard INT return. The defense ranked sixth in the NFL in fewest yards allowed (319.7 per game), and it collected a team-record 51 sacks (though the 1976 team, in a 14-game season, had a higher average of sacks per game). All-Pro DT Geno Atkins led the sack parade with 12.5, third-most in club history and most on the season by a margin of 4.5 among NFL interior linemen. WR A.J. Green scored at least one TD in nine straight games (Games 2-10), a Bengals record for within one season. He became only the second NFL player in a 48-year span to have at least one receiving TD in nine straight games in a season, joining Hall of Famer Jerry Rice. P Kevin Huber posted averages of 46.6 gross and 42.0 net, club records that he reset in 2014. New technology lessened the need of the '12 team for notebooks and attention to bulletin boards, as the Bengals became one of the first NFL clubs to issue players tablets, for easy distribution of schedules, video and other key information. Shortly after the end of the season, Bengals RBs coach Jim Anderson announced his retirement. Anderson had joined the Bengals staff in 1984, and his 29 seasons stand through 2018 as a franchise record for most total seasons on the Cincinnati coaching staff. During his last six seasons, Anderson had the most consecutive years with his team of any position coach in the NFL.

## 2013

Coach Marvin Lewis led the Bengals to their third straight playoff appearance — a franchise first. Cincinnati won its third AFC North Division title under Lewis, posting an 11-5 record and clinching the crown with a 42-14 rout of Minnesota in Game 15. The Bengals went 8-0 at home for the second time in club history (also 1988), and they were among only five NFL clubs to reach the postseason each year from 2011-13. They were in the postseason for the fourth time in five years, among only six teams to qualify four or more times in that span. For the third straight season, however, the playoffs ended all too soon for Cincinnati, as San Diego prevailed 27-10 in a first round game at Paul Brown Stadium. The '13 team played three overtime games, most in a season in franchise history. They won the first OT contest, but lost in OT in consecutive weeks in Games 9 and 10. It was the first time in franchise history for the team to play two straight OT games. The consecutive losses dropped the team's record to 6-4, but Lewis' club closed the season with five wins in the last six games. QB Andy Dalton set franchise records for passing yards (4293) and TD passes in a season (33), and he became one of only five QBs in NFL history to pilot a playoff club in his first three seasons in the league. WR A.J. Green was named to the Pro Bowl for the third time in his three-year career, and he set club records for most 100-yard receiving games in a season (six) and most consecutive 100-yard receiving games (five). Second-year WR Marvin Jones also posted a club mark, becoming the first Bengal with four TD receptions in a game (Oct. 27 vs. N.Y. Jets). Jones accomplished his feat in the franchise's 700th regular-season game. Green (11) and Jones (10) became the first Bengals duo to each hit double figures in TD receptions in a season. Marvin Lewis earned a "coaching-tree" compliment after the season when, in an NFL rarity, each of his coordinators signed as NFL head coaches. Offensive coordinator Jay Gruden went to Washington, and defensive boss Mike Zimmer went to Minnesota. Also in the TV realm, the Bengals in '13 agreed for the second time in five years to be featured during preseason on the all-access HBO series, "Hard Knocks." The club allowed virtually unfettered access to team activities to crews from NFL Films. Though many NFL clubs have shied from invitations to be a Hard Knocks team, the Bengals won the AFC North title for the second straight time after doing the show, as they also won after doing Hard Knocks in 2009.

## 2014

Head coach Marvin Lewis led the Bengals to a 10-5-1 record and a Wild Card playoff berth, and to new heights in terms of consistent success for the franchise. Lewis had the team in postseason for the fourth straight year, extending the club-record of three set in 2013 — and the team established a new club mark with a third straight season of double-digit wins. The season ended when an injury-depleted team lost 26-10 at Indianapolis in a Wild Card playoff game, but the Bengals stood as one of only four NFL teams to have made the playoffs four straight years. Lewis' club record for head coaching victories was

extended to 100 in the season's final win, a Monday night playoff clincher in Week 16 vs. Denver. The Bengals tied a franchise record with four regular-season games in prime time on national TV. WR A.J. Green was voted to a fourth straight Pro Bowl, joining WR Isaac Curtis as the only Bengals selected in each of their first four seasons, and CB Adam Jones became the first Bengal to win an NFL kickoff return title, averaging a franchise-record 31.3 yards. In the year's biggest off-field story, DT Devon Still touched hearts across the nation with his openness regarding his daughter Leah being diagnosed with cancer. The Bengals worked to have sales of Still's No. 75 jersey benefit pediatric cancer research, and nearly 15,000 jerseys were sold to buyers near and far. At the Nov. 6 home game vs. Cleveland, Cincinnati Children's Hospital Medical Center was presented with a check for \$1.3 million. During training camp, the team signed QB Andy Dalton to a six-year contract extension, running through 2020. On April 17, the club continued its leading role in development of the Cincinnati downtown riverfront, announcing an agreement with Hamilton County that helped pave the way for General Electric to bring a major office facility to the emerging Banks neighborhood between Paul Brown Stadium and the Reds' Great American Ball Park. Fans at home games in 2014 enjoyed the benefits of the first state-of-the-art WiFi system throughout PBS.

## 2015

The Bengals extended their franchise record for consecutive playoff seasons to five and stood as one of only four NFL teams to qualify those five consecutive years. But it was one of the more bittersweet seasons in club history. The team got off to an 8-0 start, setting a franchise record for most consecutive wins within a season and tying the mark for most wins regardless of seasons. The 12-4 finish tied Cincinnati records for most wins in a season and best winning percentage in a 16-game season. QB Andy Dalton was a huge key to it all, winning the AFC passing title with a Bengals-record 106.3 rating. But Dalton suffered a thumb injury in Game 13 vs. Pittsburgh and missed the remainder of the campaign, including a dramatic 18-16 loss to Pittsburgh in the first round of the playoffs. Backup QB AJ McCarron, who went 2-1 as a starter in the last three regular season games, rallied the Bengals in the playoff game from a 15-0 deficit after three quarters to a 16-15 lead with 1:50 to play. But the Steelers came back for a winning FG after recovering a fumble by Bengals HB Jeremy Hill deep in Pittsburgh territory. The Bengals' 2015 accomplishments also included a No. 2 NFL finish in scoring defense (17.4), the highest in club history. The club's most singular game accomplishment came Oct. 11 vs. Seattle, when the Bengals overcame a 17-point fourth-quarter deficit (24-7) to win 27-24 in overtime. The last time any NFL team had won a regular season or postseason game after trailing by 17 in the fourth quarter had been Week 15 of 2010, and Cincinnati's win ended a streak of 427 consecutive games in which teams trailing by 17-plus in the fourth quarter had lost. By the end of the postseason, the game stood as the only win for such a trailing team in the previous 536 instances.

## 2016

For the first time in six seasons, the Bengals missed the playoffs, and their 6-9-1 record came with plenty of reason to think what else might have been. Cincinnati's last five losses came by a total of 16 points, and a general lack of production in the fourth quarter was highlighted by the team suffering from crucial missed place kicks as no Bengals team had suffered in recent years. Injuries also were a worse-than-usual factor, but head coach Marvin Lewis said simply, "Your record is what you earn. We have to do a better job in so many ways (in 2017)." The most notable injury was a hamstring strain that cost WR A.J. Green all but two snaps of the last seven games. Through nine games, Green's totals of 66 receptions and 964 yards had him on pace to set club season records in both categories by wide margins. DE Carlos Dunlap had a remarkable 15 passes defensed, leading the team by five in becoming the first DL to lead the team in the category, and Dunlap led all NFL defensive linemen by seven. DE Geno Atkins led all NFL interior linemen in sacks (nine), claiming at least a piece of that crown for the fourth time in his seven seasons. Green, Dunlap and Atkins were among five Bengals in the Pro Bowl, joined also by QB Andy Dalton and OT Andrew Whitworth. The Bengals took part for the first time in the NFL's International Series, playing Washington to a 27-all tie on Oct. 30 at London's Wembley Stadium. The Bengals officially named the home team in the game, as the team played only seven games at Paul Brown Stadium, but it stands as the only regular season game in franchise history played at a neutral site. The tie against Washington was notable because it was Cincinnati's third tie in nine seasons (2008-16). Only eight other NFL teams played even one tie in that span, with the remaining 23 playing none. A notable statistic for the season was rookie WR Alex Erickson, a college free

agent signee from Wisconsin, leading the AFC with a 27.9-yard kickoff return average, second-highest in team history.

## 2017

The Bengals in 2017 celebrated their 50th season by creating a commemorative 50th logo for team uniforms and apparel, introducing special signage throughout the stadium and the city, and honoring Bengals legends at halftime of each home game. On the field, the Bengals finished the season in third place of the AFC North Division at 7-9 and missed the playoffs for the second consecutive year. The offense failed to score a TD in the team's first two games, which included a 20-0 shutout at home in the opener vs. Baltimore and 13-9 loss to Houston on national TV on Thursday Night Football. Offensive coordinator Ken Zampese was fired on Sept. 15, and QBs coach Bill Lazor was named as his replacement. Despite the adjustment, the Bengals ended the season ranked last in the NFL in total offense, averaging just 280.5 yards per game. The team allowed 40 sacks and produced just a 3.6-yard average per rush. The Bengals' defense was on the field for 184 more plays than the offense (1146 to 962), the equivalent of nearly three extra games of action. That perhaps contributed to additional injuries to defensive players, as the Bengals relied heavily upon backups as the season progressed. The defense, which ranked No. 2 in the NFL through Week 6, fell to No. 18 by the end of the season. After a 33-7 loss vs. Chicago in Week 14 and a 34-7 loss at Minnesota in Week 15 dropped their record to 5-9, the Bengals rebounded to win their final two games of the season and knock both of their opponents — Detroit and Baltimore — out of playoff contention. The Bengals' win in the season finale came in dramatic fashion, as the team stunned the Ravens at Baltimore with a knockout TD in the final minute to eliminate the Ravens from the playoffs. QB Andy Dalton hit WR Tyler Boyd for a 49-yard score on fourth down with 44 seconds left to give the Bengals the win. The win helped elevate Buffalo to the playoffs for the first time since 1999, and Bills fans showed their appreciation of Dalton's last-minute heroics by donating heavily to his charity. Bills backers made a large number of \$17 contributions (\$1 for each of the 17 consecutive non-playoff seasons for the Bills), and in the end, more than \$450,000 in donations were made to the Andy and Jordan Dalton Foundation. LB Carl Lawson led all NFL rookies in sacks (8.5) in 2017, and DT Geno Atkins led all NFL interior linemen in sacks (nine). Bengals co-founder Pete Brown, 74, died on Dec. 12. Brown, who was senior vice president of player personnel, had worked in the mid-1960s with his father, Paul, and brother, Mike, to bring pro football to Cincinnati. Two days after the season ended, Bengals head coach Marvin Lewis signed a two-year extension through 2019. Offensive line coach Paul Alexander, the second-longest tenured assistant in Bengals history at 24 seasons, departed for the Dallas Cowboys after his contract was not renewed by Cincinnati.

## 2018

The Bengals raced to a 4-1 start and stood 5-3 at the mid-way point of the season, but a 1-7 finish left them with a 6-10 final record and last-place finish in the AFC North. The season was marred by a wave of injuries that crippled the team. Of the 53 players on the roster for the regular-season opener at Indianapolis, 22 missed at least two games due to injury. Fourteen of those 22 players ended the season on Reserve/Injured, including starters QB Andy Dalton, WR A.J. Green, WR Tyler Boyd and TE Tyler Eifert, as well as other major contributors, including DE Carl Lawson and TE Tyler Kroft. Cincinnati's defense struggled from the outset, and through nine games was allowing a league-worst 454.6 net yards per game, which at the time was on pace to set an NFL record for yards allowed in a season. The Bengals fired first-year defensive coordinator Teryl Austin on Nov. 12, the day after a 51-14 home loss to New Orleans, and head coach Marvin Lewis assumed defensive coordinator duties for the season's final seven games. The Bengals' defense showed improvement under Lewis, but still finished last in the NFL at 413.6 net yards allowed per game. Second-year HB Joe Mixon rushed for 1168 yards and became the first Bengal ever to lead the AFC in rushing in a season (though RB Paul Robinson led the AFL in rushing in 1968). Boyd enjoyed a breakout season, and his 1028 receiving yards made him the first Bengal other than Green to hit the century mark in 10 seasons (Chad Johnson, 2009). On Oct. 7 vs. Miami, Green's 112 receiving yards gave him his 32nd 100-yard game, passing WR Chad Johnson (31) for most in team history. Rookie S Jessie Bates III totaled a team-best 111 tackles on defense, making him only the sixth Bengals rookie ever to lead the team in tackles. On Dec. 31, the day after the season finale, the Bengals and head coach Marvin Lewis mutually decided to part ways after 16 seasons. Lewis ended his career with a 131-122-3 regular season record (131-129-3 including postseason). His total of 131 career victories is the most in team history and at the time ranked tied for 24th in NFL history. On Feb. 4, the Bengals hired L.A. Rams quarterbacks coach Zac Taylor as the franchise's 10th head coach.

# ALL-TIME RESULTS

## REGULAR SEASON AND POSTSEASON

**All-time regular-season record: 357-427-4 (217-174-2 home, 140-253-1 road, 0-0-1 neutral)**

**All-time postseason record: 5-14 (5-5 home, 0-7 road, 0-2 neutral)**

*(All games listed are Sunday afternoon games unless noted otherwise. Opponents are capitalized for games in which the Bengals were the home team, including those games played at neutral sites. The lone regular-season, neutral-site game was played in London, England in 2016.)*

### 1968

**3-11-0 (2-5 HOME, 1-6 ROAD) 5TH IN AFL WEST**

**HEAD COACH: PAUL BROWN**

DATE	OPPONENT	W-L	SCORE	ATT.	STADIUM/NOTES
Sept. 6	at San Diego Chargers.....	L	13-29	33,687	San Diego Stadium/Friday night
Sept. 15	DENVER BRONCOS.....	W	24-10	25,049	Nippert Stadium
Sept. 22	BUFFALO BILLS.....	W	34-23	24,045	Nippert Stadium
Sept. 29	SAN DIEGO CHARGERS.....	L	10-31	28,642	Nippert Stadium
Oct. 6	at Denver Broncos.....	L	7-10	41,257	Bears Stadium
Oct. 13	at Kansas City Chiefs.....	L	3-13	47,096	Municipal Stadium
Oct. 20	MIAMI DOLPHINS.....	L	22-24	25,942	Nippert Stadium
Oct. 27	at Oakland Raiders.....	L	10-31	37,083	Oakland Coliseum
Nov. 3	HOUSTON OILERS.....	L	17-27	24,012	Nippert Stadium
Nov. 10	KANSAS CITY CHIEFS.....	L	9-16	25,537	Nippert Stadium
Nov. 17	at Miami Dolphins.....	W	38-21	31,747	Orange Bowl
Nov. 24	OAKLAND RAIDERS.....	L	0-34	27,116	Nippert Stadium
Dec. 1	at Boston Patriots.....	L	14-33	17,796	Fenway Park
Dec. 8	at N.Y. Jets.....	L	14-27	61,111	Shea Stadium
Dec. 15	— BYE —				

REGULAR-SEASON TOTALS 3-11-0 215-329 — Regular-season home att.: 180,343

### 1969

**4-9-1 (4-3 HOME, 0-6-1 ROAD) 5TH IN AFL WEST**

**HEAD COACH: PAUL BROWN**

DATE	OPPONENT	W-L	SCORE	ATT.	STADIUM/NOTES
Sept. 14	MIAMI DOLPHINS.....	W	27-21	25,335	Nippert Stadium
Sept. 21	SAN DIEGO CHARGERS.....	W	34-20	26,243	Nippert Stadium
Sept. 28	KANSAS CITY CHIEFS.....	W	24-19	27,812	Nippert Stadium
Oct. 4	at San Diego Chargers.....	L	14-21	52,748	San Diego Stadium/Saturday night
Oct. 12	N.Y. JETS.....	L	7-21	27,927	Nippert Stadium
Oct. 19	DENVER BRONCOS.....	L	23-30	27,920	Nippert Stadium
Oct. 26	at Kansas City Chiefs.....	L	22-42	50,934	Municipal Stadium
Nov. 2	OAKLAND RAIDERS.....	W	31-17	27,927	Nippert Stadium
Nov. 9	at Houston Oilers.....	T	31-31	45,298	Astrodome
Nov. 16	BOSTON PATRIOTS.....	L	14-25	25,913	Nippert Stadium
Nov. 23	at N.Y. Jets.....	L	7-40	62,128	Shea Stadium
Nov. 30	at Buffalo Bills.....	L	13-16	35,122	War Memorial Stadium
Dec. 7	at Oakland Raiders.....	L	17-37	54,427	Oakland Coliseum
Dec. 14	at Denver Broncos.....	L	16-27	42,198	Mile High Stadium

REGULAR-SEASON TOTALS 4-9-1 280-367 — Regular-season home att.: 189,077

### 1970

**8-6-0 (5-2 HOME, 3-4 ROAD) 1ST IN AFC CENTRAL**

**HEAD COACH: PAUL BROWN**

DATE	OPPONENT	W-L	SCORE	ATT.	STADIUM/NOTES
Sept. 20	OAKLAND RAIDERS.....	W	31-21	56,616	Riverfront Stadium
Sept. 27	at Detroit Lions.....	L	3-38	58,202	Tiger Stadium
Oct. 4	HOUSTON OILERS.....	L	13-20	55,094	Riverfront Stadium
Oct. 11	at Cleveland Browns.....	L	27-30	83,520	Cleveland Stadium
Oct. 18	KANSAS CITY CHIEFS.....	L	19-27	57,265	Riverfront Stadium
Oct. 25	at Washington Redskins.....	L	0-20	50,415	RFK Stadium
Nov. 2	at Pittsburgh Steelers.....	L	10-21	38,968	Three Rivers Stadium/Monday night
Nov. 8	at Buffalo Bills.....	W	43-14	43,587	War Memorial Stadium
Nov. 15	CLEVELAND BROWNS.....	W	14-10	60,007	Riverfront Stadium
Nov. 22	PITTSBURGH STEELERS.....	W	34-7	59,276	Riverfront Stadium
Nov. 29	NEW ORLEANS SAINTS.....	W	26-6	59,342	Riverfront Stadium
Dec. 6	at San Diego Chargers.....	W	17-14	41,461	San Diego Stadium
Dec. 13	at Houston Oilers.....	W	30-20	34,435	Astrodome
Dec. 20	BOSTON PATRIOTS.....	W	45-7	60,157	Riverfront Stadium

REGULAR-SEASON TOTALS 8-6-0 312-255 — Regular-season home att.: 407,757

**AFC DIVISIONAL PLAYOFF**

Dec. 26 at Baltimore Colts.....L 0-17 51,127 Memorial/Saturday afternoon

### 1971

**4-10-0 (3-4 HOME, 1-6 ROAD) 4TH IN AFC CENTRAL**

**HEAD COACH: PAUL BROWN**

DATE	OPPONENT	W-L	SCORE	ATT.	STADIUM/NOTES
Sept. 19	PHILADELPHIA EAGLES.....	W	37-14	55,880	Riverfront Stadium
Sept. 26	at Pittsburgh Steelers.....	L	10-21	48,448	Three Rivers Stadium
Oct. 3	at Green Bay Packers.....	L	17-20	56,263	Lambeau Field
Oct. 10	MIAMI DOLPHINS.....	L	13-23	60,099	Riverfront Stadium
Oct. 17	CLEVELAND BROWNS.....	L	24-27	60,284	Riverfront Stadium
Oct. 24	at Oakland Raiders.....	L	27-31	54,699	Oakland Coliseum
Oct. 31	at Houston Oilers.....	L	6-10	37,947	Astrodome
Nov. 7	ATLANTA FALCONS.....	L	6-9	59,604	Riverfront Stadium
Nov. 14	at Denver Broncos.....	W	24-10	51,200	Mile High Stadium
Nov. 21	HOUSTON OILERS.....	W	28-13	59,390	Riverfront Stadium
Nov. 28	SAN DIEGO CHARGERS.....	W	31-0	59,580	Riverfront Stadium
Dec. 5	at Cleveland Browns.....	L	27-31	82,705	Cleveland Stadium
Dec. 12	PITTSBURGH STEELERS.....	L	13-21	60,022	Riverfront Stadium
Dec. 19	at N.Y. Jets.....	L	21-35	63,151	Shea Stadium

REGULAR-SEASON TOTALS 4-10-0 284-265 — Regular-season home att.: 414,859

### 1972

**8-6-0 (4-3 HOME, 4-3 ROAD) 3RD IN AFC CENTRAL**

**HEAD COACH: PAUL BROWN**

DATE	OPPONENT	W-L	SCORE	ATT.	STADIUM/NOTES
Sept. 17	at New England Patriots.....	W	31-7	60,999	Schaefer Stadium
Sept. 24	PITTSBURGH STEELERS.....	W	15-10	54,292	Riverfront Stadium
Oct. 1	at Cleveland Browns.....	L	6-27	81,564	Cleveland Stadium
Oct. 8	DENVER BRONCOS.....	W	21-10	55,812	Riverfront Stadium
Oct. 15	at Kansas City Chiefs.....	W	23-16	79,068	Arrowhead Stadium
Oct. 22	at L.A. Rams.....	L	12-15	73,385	Los Angeles Coliseum
Oct. 29	HOUSTON OILERS.....	W	30-7	59,409	Riverfront Stadium
Nov. 5	at Pittsburgh Steelers.....	L	17-40	50,350	Three Rivers Stadium
Nov. 12	OAKLAND RAIDERS.....	L	14-20	59,485	Riverfront Stadium
Nov. 19	BALTIMORE COLTS.....	L	19-20	49,512	Riverfront Stadium
Nov. 26	at Chicago Bears.....	W	13-3	55,701	Soldier Field
Dec. 3	N.Y. GIANTS.....	W	13-10	59,523	Riverfront Stadium
Dec. 9	CLEVELAND BROWNS.....	L	24-27	59,524	Riverfront Stadium/Saturday afternoon
Dec. 17	at Houston Oilers.....	W	61-17	32,482	Astrodome

REGULAR-SEASON TOTALS 8-6-0 299-229 — Regular-season home att.: 397,557

### 1973

**10-4-0 (7-0 HOME, 3-4 ROAD) 1ST IN AFC CENTRAL**

**HEAD COACH: PAUL BROWN**

DATE	OPPONENT	W-L	SCORE	ATT.	STADIUM/NOTES
Sept. 16	at Denver Broncos.....	L	10-28	49,059	Mile High Stadium
Sept. 23	HOUSTON OILERS.....	W	24-10	51,823	Riverfront Stadium
Sept. 30	at San Diego Chargers.....	W	20-13	46,733	San Diego Stadium
Oct. 7	at Cleveland Browns.....	L	10-17	70,805	Cleveland Stadium
Oct. 14	PITTSBURGH STEELERS.....	W	19-7	55,819	Riverfront Stadium
Oct. 21	KANSAS CITY CHIEFS.....	W	14-6	56,397	Riverfront Stadium
Oct. 28	at Pittsburgh Steelers.....	L	13-20	45,761	Three Rivers Stadium
Nov. 4	at Dallas Cowboys.....	L	10-38	54,944	Texas Stadium
Nov. 11	at Buffalo Bills.....	W	16-13	76,927	Rich Stadium
Nov. 18	N.Y. JETS.....	W	20-14	55,745	Riverfront Stadium
Nov. 25	ST. LOUIS CARDINALS.....	W	42-24	50,918	Riverfront Stadium
Dec. 2	MINNESOTA VIKINGS.....	W	27-0	57,859	Riverfront Stadium
Dec. 9	CLEVELAND BROWNS.....	W	34-17	58,266	Riverfront Stadium
Dec. 16	at Houston Oilers.....	W	27-24	21,955	Astrodome

REGULAR-SEASON TOTALS 10-4-0 286-231 — Regular-season home att.: 386,827

**AFC DIVISIONAL PLAYOFF**

Dec. 23 at Miami Dolphins.....L 16-34 74,651 Orange Bowl

### 1974

**7-7-0 (4-3 HOME, 3-4 ROAD) 3RD IN AFC CENTRAL**

**HEAD COACH: PAUL BROWN**

DATE	OPPONENT	W-L	SCORE	ATT.	STADIUM/NOTES
Sept. 15	CLEVELAND BROWNS.....	W	33-7	53,113	Riverfront Stadium
Sept. 22	SAN DIEGO CHARGERS.....	L	17-20	51,178	Riverfront Stadium
Sept. 29	at San Francisco 49ers.....	W	21-3	49,895	Candlestick Park
Oct. 6	WASHINGTON REDSKINS.....	W	28-17	56,175	Riverfront Stadium
Oct. 13	at Cleveland Browns.....	W	34-24	70,897	Cleveland Stadium
Oct. 20	at Oakland Raiders.....	L	27-30	51,821	Oakland Coliseum
Oct. 27	HOUSTON OILERS.....	L	21-34	55,434	Riverfront Stadium
Nov. 3	at Baltimore Colts.....	W	24-14	36,110	Memorial Stadium
Nov. 10	PITTSBURGH STEELERS.....	W	17-10	57,532	Riverfront Stadium
Nov. 17	at Houston Oilers.....	L	3-20	44,054	Astrodome
Nov. 24	KANSAS CITY CHIEFS.....	W	33-6	49,777	Riverfront Stadium
Dec. 2	at Miami Dolphins.....	L	3-24	71,962	Orange Bowl/Monday night
Dec. 8	DETROIT LIONS.....	L	19-23	45,159	Riverfront Stadium
Dec. 14	at Pittsburgh Steelers.....	L	3-27	42,878	Three Rivers Stadium/Saturday afternoon

REGULAR-SEASON TOTALS 7-7-0 283-259 — Regular-season home att.: 368,368

### 1975

**11-3-0 (6-1 HOME, 5-2 ROAD) 2ND IN AFC CENTRAL (WILD CARD QUALIFIER)**

**HEAD COACH: PAUL BROWN**

DATE	OPPONENT	W-L	SCORE	ATT.	STADIUM/NOTES
Sept. 21	CLEVELAND BROWNS.....	W	24-17	52,874	Riverfront Stadium
Sept. 28	at New Orleans Saints.....	W	21-0	52,531	Louisiana Superdome
Oct. 5	at Houston Oilers.....	W	21-19	45,321	Astrodome
Oct. 12	NEW ENGLAND PATRIOTS.....	W	27-10	51,220	Riverfront Stadium
Oct. 19	OAKLAND RAIDERS.....	W	14-10	48,122	Riverfront Stadium
Oct. 26	at Atlanta Falcons.....	W	21-14	45,811	Atlanta-Fulton County Stadium
Nov. 2	PITTSBURGH STEELERS.....	L	24-30	58,418	Riverfront Stadium
Nov. 9	at Denver Broncos.....	W	17-16	49,919	Mile High Stadium
Nov. 17	BUFFALO BILLS.....	W	33-24	56,666	Riverfront Stadium/Monday night
Nov. 23	at Cleveland Browns.....	L	23-35	56,427	Cleveland Stadium
Nov. 30	HOUSTON OILERS.....	W	23-19	46,128	Riverfront Stadium
Dec. 7	at Philadelphia Eagles.....	W	31-0	56,984	Veterans Stadium
Dec. 13	at Pittsburgh Steelers.....	L	14-35	48,889	Three Rivers Stadium/Saturday afternoon
Dec. 21	SAN DIEGO CHARGERS.....	W	47-17	46,474	Riverfront Stadium

REGULAR-SEASON TOTALS 11-3-0 340-246 — Regular-season home att.: 359,902

**AFC DIVISIONAL PLAYOFF**

Dec. 28 at Oakland Raiders.....L 28-31 53,030 Oakland Coliseum



1976

10-4-0 (6-1 HOME, 4-3 ROAD)

2ND IN AFC CENTRAL

HEAD COACH: BILL JOHNSON

DATE	OPPOSITION	W-L	SCORE	ATT.	STADIUM/NOTES
Sept. 12	DENVER BRONCOS.....	W	17-7	53,464	Riverfront Stadium
Sept. 19	at Baltimore Colts.....	L	27-28	50,374	Memorial Stadium
Sept. 26	GREEN BAY PACKERS.....	W	28-7	44,103	Riverfront Stadium
Oct. 3	at Cleveland Browns.....	W	45-24	75,817	Cleveland Stadium
Oct. 10	TAMPA BAY BUCCANEERS.....	W	21-0	49,700	Riverfront Stadium
Oct. 17	at Pittsburgh Steelers.....	L	6-23	48,311	Three Rivers Stadium
Oct. 24	at Houston Oilers.....	W	27-7	45,999	Astrodome
Oct. 31	CLEVELAND BROWNS.....	W	21-6	54,776	Riverfront Stadium
Nov. 8	L.A. RAMS.....	W	20-12	52,480	Riverfront Stadium/Monday night
Nov. 14	HOUSTON OILERS.....	W	31-27	53,243	Riverfront Stadium
Nov. 21	at Kansas City Chiefs.....	W	27-24	46,259	Arrowhead Stadium
Nov. 28	PITTSBURGH STEELERS.....	L	3-7	55,142	Riverfront Stadium
Dec. 6	at Oakland Raiders.....	L	20-35	52,430	Oakland Coliseum/Monday night
Dec. 12	at N.Y. Jets.....	W	42-3	31,067	Shea Stadium
REGULAR-SEASON TOTALS		10-4-0	335-210	—	Regular-season home att.: 362,908

1977

8-6-0 (5-2 HOME, 3-4 ROAD)

2ND IN AFC CENTRAL

HEAD COACH: BILL JOHNSON

DATE	OPPONENT	W-L	SCORE	ATT.	STADIUM/NOTES
Sept. 18	CLEVELAND BROWNS.....	L	3-13	52,847	Riverfront Stadium
Sept. 25	SEATTLE SEAHAWKS.....	W	42-20	45,579	Riverfront Stadium
Oct. 2	at San Diego Chargers.....	L	3-24	40,352	San Diego Stadium
Oct. 9	at Green Bay Packers.....	W	17-7	53,653	Milwaukee County Stadium
Oct. 17	at Pittsburgh Steelers.....	L	14-20	47,950	Three Rivers Stadium/Monday night
Oct. 23	DENVER BRONCOS.....	L	13-24	54,395	Riverfront Stadium
Oct. 30	HOUSTON OILERS.....	W	*13-10	53,194	Riverfront Stadium/*OT
Nov. 6	at Cleveland Browns.....	W	10-7	81,932	Cleveland Stadium
Nov. 13	at Minnesota Vikings.....	L	10-42	45,371	Metropolitan Stadium
Nov. 20	MIAMI DOLPHINS.....	W	23-17	46,733	Riverfront Stadium
Nov. 27	N.Y. GIANTS.....	W	30-13	32,705	Riverfront Stadium
Dec. 4	at Kansas City Chiefs.....	W	27-7	38,488	Arrowhead Stadium
Dec. 10	PITTSBURGH STEELERS.....	W	17-10	36,133	Riverfront Stadium/Saturday afternoon
Dec. 18	at Houston Oilers.....	L	16-21	46,212	Astrodome
REGULAR-SEASON TOTALS		8-6-0	238-235	—	Regular-season home att.: 321,586

1978					
4-12-0 (3-5 HOME, 1-7 ROAD)			4TH IN AFC CENTRAL		
HEAD COACHES: BILL JOHNSON (0-5), HOMER RICE (4-7)					
DATE	OPPONENT	W-L	SCORE	ATT.	STADIUM/NOTES
Sept. 3	KANSAS CITY CHIEFS .....	L	23-24	41,810	Riverfront Stadium
Sept. 10	at Cleveland Browns .....	L	*10-13	72,691	Cleveland Stadium/*OT
Sept. 17	PITTSBURGH STEELERS .....	L	3-28	50,260	Riverfront Stadium
Sept. 24	NEW ORLEANS SAINTS .....	L	18-20	40,455	Riverfront Stadium
Oct. 1	at San Francisco 49ers .....	L	12-28	41,107	Candlestick Park
Oct. 9	at Miami Dolphins .....	L	0-21	54,729	Orange Bowl/Monday night
Oct. 15	NEW ENGLAND PATRIOTS .....	L	3-10	48,699	Riverfront Stadium
Oct. 22	at Buffalo Bills .....	L	0-5	47,754	Rich Stadium
Oct. 29	HOUSTON OILERS .....	W	28-13	50,532	Riverfront Stadium
Nov. 5	at San Diego Chargers .....	L	13-22	43,639	San Diego Stadium
Nov. 13	OAKLAND RAIDERS .....	L	21-34	51,374	Riverfront Stadium/Monday night
Nov. 19	at Pittsburgh Steelers .....	L	6-7	47,578	Three Rivers Stadium
Nov. 26	at Houston Oilers .....	L	10-17	43,245	Astrodome
Dec. 3	ATLANTA FALCONS .....	W	37-7	25,336	Riverfront Stadium
Dec. 11	at L.A. Rams .....	W	20-19	47,471	Los Angeles Coliseum/Monday night
Dec. 17	CLEVELAND BROWNS .....	W	48-16	46,985	Riverfront Stadium
REGULAR-SEASON TOTALS		4-12-0	252-284	—	Regular-season home att.: 355,451

1979

4-12-0 (4-4 HOME, 0-8 ROAD)

4TH IN AFC CENTRAL

HEAD COACH: HOMER RICE

DATE	OPPONENT	W-L	SCORE	ATT.	STADIUM/NOTES
Sept. 2	at Denver Broncos .....	L	0-10	74,788	Mile High Stadium
Sept. 9	at Buffalo Bills .....	L	24-51	43,504	Rich Stadium
Sept. 16	NEW ENGLAND PATRIOTS .....	L	14-20	41,805	Riverfront Stadium
Sept. 23	HOUSTON OILERS .....	L	*27-30	45,615	Riverfront Stadium/*OT
Sept. 30	at Dallas Cowboys .....	L	13-38	63,179	Texas Stadium
Oct. 7	KANSAS CITY CHIEFS .....	L	7-10	40,041	Riverfront Stadium
Oct. 14	PITTSBURGH STEELERS .....	W	34-10	52,381	Riverfront Stadium
Oct. 21	at Cleveland Browns .....	L	27-28	75,119	Cleveland Stadium
Oct. 28	PHILADELPHIA EAGLES .....	W	37-13	42,036	Riverfront Stadium
Nov. 4	at Baltimore Colts .....	L	28-38	37,740	Memorial Stadium
Nov. 11	SAN DIEGO CHARGERS .....	L	24-26	40,782	Riverfront Stadium
Nov. 18	at Houston Oilers .....	L	21-42	49,829	Astrodome
Nov. 25	ST. LOUIS CARDINALS .....	W	34-28	25,103	Riverfront Stadium
Dec. 2	at Pittsburgh Steelers .....	L	17-37	46,521	Three Rivers Stadium
Dec. 9	at Washington Redskins .....	L	14-28	52,882	RFK Stadium
Dec. 16	CLEVELAND BROWNS .....	W	16-12	42,183	Riverfront Stadium
REGULAR-SEASON TOTALS			4-12-0	337-421	— Regular-season home att.: 329,946

1980

6-10-0 (3-5 HOME, 3-5 ROAD)

4TH IN AFC CENTRAL

HEAD COACH: FORREST GREGG

DATE	OPPONENT	W-L	SCORE	ATT.	STADIUM/NOTES
Sept. 7	TAMPA BAY BUCCANEERS .....	L	12-17	43,211	Riverfront Stadium
Sept. 14	at Miami Dolphins .....	L	16-17	38,322	Orange Bowl
Sept. 21	PITTSBURGH STEELERS .....	W	30-28	52,490	Riverfront Stadium
Sept. 28	HOUSTON OILERS .....	L	10-13	50,413	Riverfront Stadium
Oct. 5	at Green Bay Packers .....	L	9-14	55,006	Lambeau Field
Oct. 12	at Pittsburgh Steelers .....	W	17-16	53,668	Three Rivers Stadium
Oct. 19	MINNESOTA VIKINGS .....	W	14-0	44,487	Riverfront Stadium
Oct. 26	at Houston Oilers .....	L	3-23	49,189	Astrodome
Nov. 2	SAN DIEGO CHARGERS .....	L	14-31	46,406	Riverfront Stadium
Nov. 9	at Oakland Raiders .....	L	17-28	44,132	Oakland Coliseum
Nov. 16	BUFFALO BILLS .....	L	0-14	40,836	Riverfront Stadium
Nov. 23	at Cleveland Browns .....	L	7-31	79,253	Cleveland Stadium
Nov. 30	at Kansas City Chiefs .....	W	20-6	41,594	Arrowhead Stadium
Dec. 7	BALTIMORE COLTS .....	W	34-33	35,651	Riverfront Stadium
Dec. 14	at Chicago Bears .....	W	*17-14	48,808	Soldier Field/*OT
Dec. 21	CLEVELAND BROWNS .....	L	24-27	50,058	Riverfront Stadium
REGULAR-SEASON TOTALS		6-10-0	244-312	—	Regular-season home att.: 363,552

1981

12-4-0 (6-2 HOME, 6-2 ROAD)

1ST IN AFC CENTRAL

HEAD COACH: FORREST GREGG

DATE	OPPONENT	W-L	SCORE	ATT.	STADIUM/NOTES
Sept. 6	SEATTLE SEAHAWKS .....	W	27-21	41,177	Riverfront Stadium
Sept. 13	at N.Y. Jets .....	W	31-30	49,454	Shea Stadium
Sept. 20	CLEVELAND BROWNS .....	L	17-20	52,170	Riverfront Stadium
Sept. 27	BUFFALO BILLS .....	W	*27-24	46,418	Riverfront Stadium/*OT
Oct. 4	at Houston Oilers .....	L	10-17	44,350	Astrodome
Oct. 11	at Baltimore Colts .....	W	41-19	33,060	Memorial Stadium
Oct. 18	PITTSBURGH STEELERS .....	W	34-7	57,090	Riverfront Stadium
Oct. 25	at New Orleans Saints .....	L	7-17	46,336	Louisiana Superdome
Nov. 1	HOUSTON OILERS .....	W	34-21	54,736	Riverfront Stadium
Nov. 8	at San Diego Chargers .....	W	40-17	51,259	San Diego Jack Murphy Stadium
Nov. 15	L.A. RAMS .....	W	24-10	56,836	Riverfront Stadium
Nov. 22	DENVER BRONCOS .....	W	38-21	57,207	Riverfront Stadium
Nov. 29	at Cleveland Browns .....	W	41-21	75,186	Cleveland Stadium
Dec. 6	SAN FRANCISCO 49ERS .....	L	3-21	56,796	Riverfront Stadium
Dec. 13	at Pittsburgh Steelers .....	W	17-10	50,623	Three Rivers Stadium
Dec. 20	at Atlanta Falcons .....	W	30-28	35,972	Atlanta-Fulton County Stadium
REGULAR-SEASON TOTALS		12-4-0	421-304	—	Regular-season home att.: 422,430

AFC DIVISIONAL PLAYOFF					
Jan. 3	BUFFALO BILLS.....	W	28-21	55,420	Riverfront Stadium
AFC CHAMPIONSHIP					
Jan. 10	SAN DIEGO CHARGERS.....	W	27-7	46,302	Riverfront/"Freezer Bowl" (-59° wind chill)
SUPER BOWL XVI (AT PONTIAC, MICHIGAN)					
Jan. 24	SAN FRANCISCO 49ERS.....	L	21-26	81,270	Pontiac Silverdome

1982

7-2-0 (4-0 HOME, 3-2 ROAD)

3RD IN AFC

(SUPER BOWL TOURNAMENT QUALIFIER)

HEAD COACH: FORREST GREGG

DATE	OPPONENT	W-L	SCORE	ATT.	STADIUM/NOTES
Sept. 12	HOUSTON OILERS.....	W	27-6	52,268	Riverfront Stadium
Sept. 19	at Pittsburgh Steelers.....	L	*20-26	53,973	Three Rivers Stadium/*OT
— PLAYERS' STRIKE BEGINS, SEPT. 20 —					
Sept. 27	at Cleveland Browns.....				Monday night/game canceled due to players' strike
Oct. 3	MIAMI DOLPHINS.....	—	—	—	Game canceled due to players' strike
Oct. 10	at New England Patriots.....	—	—	—	Game canceled due to players' strike
Oct. 17	at N.Y. Giants.....	—	—	—	Game canceled due to players' strike
Oct. 24	DALLAS COWBOYS.....	—	—	—	Game canceled due to players' strike
Oct. 31	PITTSBURGH STEELERS.....	—	—	—	Game canceled due to players' strike
Nov. 7	WASHINGTON REDSKINS.....	—	—	—	Game canceled due to players' strike
Nov. 14	at Houston Oilers.....	—	—	—	Game rescheduled due to players' strike
— PLAYERS' STRIKE ENDS AT 57 DAYS, NOV. 17 —					
Nov. 21	at Philadelphia Eagles.....	W	18-14	65,172	Veterans Stadium
Nov. 28	L.A. RAIDERS.....	W	31-17	53,330	Riverfront Stadium
Dec. 5	at Baltimore Colts.....	W	20-17	23,598	Memorial Stadium
Dec. 12	CLEVELAND BROWNS.....	W	23-10	54,305	Riverfront Stadium
Dec. 20	at San Diego Chargers.....	L	34-50	51,296	S.D. Jack Murphy Stadium/Monday night
Dec. 26	SEATTLE SEAHAWKS.....	W	24-10	55,330	Riverfront Stadium
Jan. 2	at Houston Oilers.....	W	35-27	26,522	Astrodome/rescheduled from Nov. 14
REGULAR-SEASON TOTALS		7-2-0	232-177	—	Regular-season home att.: 215,233
FIRST-ROUND PLAYOFF (SUPER BOWL TOURNAMENT)					
Jan. 9	N.Y. JETS.....	L	17-44	57,560	Riverfront Stadium

1983					
7-9-0 (4-4 HOME, 3-5 ROAD)			3RD IN AFC CENTRAL		
HEAD COACH: FORREST GREGG					
DATE	OPPONENT	W-L	SCORE	ATT.	STADIUM/NOTES
Sept. 4	L.A. RAIDERS .....	L	10-20	50,956	Riverfront Stadium
Sept. 11	BUFFALO BILLS .....	L	6-10	46,839	Riverfront Stadium
Sept. 15	at Cleveland Browns .....	L	7-17	79,700	Cleveland Stadium/Thursday night
Sept. 25	at Tampa Bay Buccaneers .....	W	23-17	56,023	Tampa Stadium
Oct. 2	BALTIMORE COLTS .....	L	31-34	48,104	Riverfront Stadium
Oct. 10	PITTSBURGH STEELERS .....	L	14-24	56,086	Riverfront Stadium/Monday night
Oct. 16	at Denver Broncos .....	L	17-24	74,305	Mile High Stadium
Oct. 23	CLEVELAND BROWNS .....	W	28-21	50,047	Riverfront Stadium
Oct. 30	GREEN BAY PACKERS .....	W	34-14	53,349	Riverfront Stadium
Nov. 6	at Houston Oilers .....	W	55-14	39,706	Astrodome
Nov. 13	at Kansas City Chiefs .....	L	15-20	44,711	Arrowhead Stadium
Nov. 20	HOUSTON OILERS .....	W	38-10	46,375	Riverfront Stadium
Nov. 28	at Miami Dolphins .....	L	14-38	74,506	Orange Bowl/Monday night
Dec. 4	at Pittsburgh Steelers .....	W	23-10	55,832	Three Rivers Stadium
Dec. 11	DETROIT LIONS .....	W	17-9	45,728	Riverfront Stadium
Dec. 17	at Minnesota Vikings .....	L	14-20	51,565	Metrodome/Saturday afternoon
REGULAR-SEASON TOTALS		7-9-0	346-302	—	Regular-season home att.: 397,484

**1984****8-8-0 (5-3 HOME, 3-5 ROAD) 2ND IN AFC CENTRAL****HEAD COACH:** SAM WYCHE

DATE	OPPONENT	W-L	SCORE	ATT.	STADIUM/NOTES
Sept. 2	at Denver Broncos	L	17-20	74,178	Mile High Stadium
Sept. 9	KANSAS CITY CHIEFS	L	22-27	47,111	Riverfront Stadium
Sept. 16	at N.Y. Jets	L	23-43	64,193	Giants Stadium
Sept. 23	L.A. RAMS	L	14-24	45,406	Riverfront Stadium
Oct. 1	at Pittsburgh Steelers	L	17-38	57,098	Three Rivers Stadium/Monday night
Oct. 7	HOUSTON OILERS	W	13-3	43,637	Riverfront Stadium
Oct. 14	at New England Patriots	L	14-20	48,154	Sullivan Stadium
Oct. 21	CLEVELAND BROWNS	W	12-9	50,667	Riverfront Stadium
Oct. 28	at Houston Oilers	W	31-13	34,010	Astrodome
Nov. 4	at San Francisco 49ers	L	17-23	58,324	Candlestick Park
Nov. 11	PITTSBURGH STEELERS	W	22-20	52,497	Riverfront Stadium
Nov. 18	SEATTLE SEAHAWKS	L	6-26	50,280	Riverfront Stadium
Nov. 25	ATLANTA FALCONS	W	35-14	44,678	Riverfront Stadium
Dec. 2	at Cleveland Browns	W	*20-17	51,774	Cleveland Stadium/*OT
Dec. 9	at New Orleans Saints	W	24-21	40,855	Louisiana Superdome
Dec. 16	BUFFALO BILLS	W	52-21	55,771	Riverfront Stadium
REGULAR-SEASON TOTALS		8-8-0	339-339	—	Regular-season home att.: 390,047

**1985****7-9-0 (5-3 HOME, 2-6 ROAD) 2ND IN AFC CENTRAL****HEAD COACH:** SAM WYCHE

DATE	OPPONENT	W-L	SCORE	ATT.	STADIUM/NOTES
Sept. 8	SEATTLE SEAHAWKS	L	24-28	51,625	Riverfront Stadium
Sept. 15	at St. Louis Cardinals	L	27-41	46,321	Busch Stadium
Sept. 22	SAN DIEGO CHARGERS	L	41-44	52,270	Riverfront Stadium
Sept. 30	at Pittsburgh Steelers	W	37-24	59,541	Three Rivers Stadium/Monday night
Oct. 6	N.Y. JETS	L	20-29	51,785	Riverfront Stadium
Oct. 13	N.Y. GIANTS	W	35-30	53,112	Riverfront Stadium
Oct. 20	at Houston Oilers	L	27-44	35,590	Astrodome
Oct. 27	PITTSBURGH STEELERS	W	26-21	55,421	Riverfront Stadium
Nov. 3	at Buffalo Bills	W	23-17	25,640	Rich Stadium
Nov. 10	CLEVELAND BROWNS	W	27-10	57,293	Riverfront Stadium
Nov. 17	at L.A. Raiders	L	6-13	52,501	Los Angeles Coliseum
Nov. 24	at Cleveland Browns	L	6-24	74,439	Cleveland Stadium
Dec. 1	HOUSTON OILERS	W	45-27	46,140	Riverfront Stadium
Dec. 8	DALLAS COWBOYS	W	50-24	56,936	Riverfront Stadium
Dec. 15	at Washington Redskins	L	24-27	50,544	RFK Stadium
Dec. 22	at New England Patriots	L	23-34	57,953	Sullivan Stadium
REGULAR-SEASON TOTALS		7-9-0	441-437	—	Regular-season home att.: 424,582

**1986****10-6-0 (6-2 HOME, 4-4 ROAD) 2ND IN AFC CENTRAL****HEAD COACH:** SAM WYCHE

DATE	OPPONENT	W-L	SCORE	ATT.	STADIUM/NOTES
Sept. 7	at Kansas City Chiefs	L	14-24	43,430	Arrowhead Stadium
Sept. 14	BUFFALO BILLS	W	*36-33	52,714	Riverfront Stadium/*OT
Sept. 18	at Cleveland Browns	W	30-13	78,779	Cleveland Stadium/Thursday night
Sept. 28	CHICAGO BEARS	L	7-44	55,146	Riverfront Stadium
Oct. 5	at Green Bay Packers	W	34-28	51,230	Milwaukee County Stadium
Oct. 13	PITTSBURGH STEELERS	W	24-22	54,283	Riverfront Stadium/Monday night
Oct. 19	HOUSTON OILERS	W	31-28	53,844	Riverfront Stadium
Oct. 26	at Pittsburgh Steelers	L	9-30	50,815	Three Rivers Stadium
Nov. 2	at Detroit Lions	W	24-17	52,423	Pontiac Silverdome
Nov. 9	at Houston Oilers	L	28-32	32,130	Astrodome
Nov. 16	SEATTLE SEAHAWKS	W	34-7	54,410	Riverfront Stadium
Nov. 23	MINNESOTA VIKINGS	W	24-20	53,003	Riverfront Stadium
Nov. 30	at Denver Broncos	L	28-34	58,705	Mile High Stadium
Dec. 7	at New England Patriots	W	31-7	60,633	Sullivan Stadium
Dec. 14	CLEVELAND BROWNS	L	3-34	58,062	Riverfront Stadium
Dec. 21	N.Y. JETS	W	52-21	51,619	Riverfront Stadium
REGULAR-SEASON TOTALS		10-6-0	409-394	—	Regular-season home att.: 433,081

**1987****4-11-0 (1-7 HOME, 3-4 ROAD) 4TH IN AFC CENTRAL****HEAD COACH:** SAM WYCHE

DATE	OPPONENT	W-L	SCORE	ATT.	STADIUM/NOTES
Sept. 13	at Indianapolis Colts	W	23-21	59,387	Hoosier Dome
Sept. 20	SAN FRANCISCO 49ERS	L	26-27	53,498	Riverfront Stadium
— PLAYERS' STRIKE BEGINS, SEPT. 22 —					
Sept. 27	at L.A. Rams	—	—	—	Game canceled due to players' strike
Oct. 4	SAN DIEGO CHARGERS	L	9-10	18,074	Riverfront Stadium/strike replacement game
Oct. 11	at Seattle Seahawks	W	17-10	31,739	Kingdome/strike replacement game
— PLAYERS' STRIKE ENDS AT 24 DAYS, OCT. 15 —					
Oct. 18	CLEVELAND BROWNS	L	0-34	40,179	Riverfront Stadium/strike replacement game
Oct. 25	at Pittsburgh Steelers	L	20-23	53,692	Three Rivers Stadium
Nov. 1	HOUSTON OILERS	L	29-31	52,700	Riverfront Stadium
Nov. 8	MIAMI DOLPHINS	L	14-20	53,840	Riverfront Stadium
Nov. 15	at Atlanta Falcons	W	16-10	25,758	Atlanta-Fulton County Stadium
Nov. 22	PITTSBURGH STEELERS	L	16-30	59,910	Riverfront Stadium
Nov. 29	at N.Y. Jets	L	20-27	41,135	Giants Stadium
Dec. 6	KANSAS CITY CHIEFS	W	*30-27	46,489	Riverfront Stadium/*OT
Dec. 13	at Cleveland Browns	L	24-38	77,331	Cleveland Stadium
Dec. 20	NEW ORLEANS SAINTS	L	24-41	43,424	Riverfront Stadium
Dec. 27	at Houston Oilers	L	17-21	49,775	Astrodome
REGULAR-SEASON TOTALS		4-11-0	285-370	—	Regular-season home att.: 376,249

**1988****12-4-0 (8-0 HOME, 4-4 ROAD) 1ST IN AFC CENTRAL****HEAD COACH:** SAM WYCHE

DATE	OPPONENT	W-L	SCORE	ATT.	STADIUM/NOTES
Sept. 4	PHOENIX CARDINALS	W	21-14	50,404	Riverfront Stadium
Sept. 11	at Philadelphia Eagles	W	28-24	66,459	Veterans Stadium
Sept. 18	at Pittsburgh Steelers	W	17-12	56,647	Three Rivers Stadium
Sept. 25	CLEVELAND BROWNS	W	24-17	54,943	Riverfront Stadium
Oct. 2	at L.A. Raiders	W	45-21	42,594	Los Angeles Coliseum
Oct. 9	N.Y. JETS	W	36-19	57,482	Riverfront Stadium
Oct. 16	at New England Patriots	L	21-27	59,969	Foxboro Stadium
Oct. 23	HOUSTON OILERS	W	44-21	54,659	Riverfront Stadium
Oct. 30	at Cleveland Browns	L	16-23	79,147	Cleveland Stadium
Nov. 6	PITTSBURGH STEELERS	W	42-7	56,403	Riverfront Stadium
Nov. 13	at Kansas City Chiefs	L	28-31	34,614	Arrowhead Stadium
Nov. 20	at Dallas Cowboys	W	38-24	37,865	Texas Stadium
Nov. 27	BUFFALO BILLS	W	35-21	58,672	Riverfront Stadium
Dec. 4	SAN DIEGO CHARGERS	W	27-10	56,866	Riverfront Stadium
Dec. 11	at Houston Oilers	L	6-41	50,269	Astrodome
Dec. 17	WASHINGTON REDSKINS	W	*20-17	52,157	Riverfront Stadium/Sat. afternoon/*OT
REGULAR-SEASON TOTALS		12-4-0	448-329	—	Regular-season home att.: 441,586
<b>AFC DIVISIONAL PLAYOFF</b>					
Dec. 31	SEATTLE SEAHAWKS	W	21-13	58,560	Riverfront Stadium/Saturday afternoon
<b>AFC CHAMPIONSHIP</b>					
Jan. 8	BUFFALO BILLS	W	21-10	59,747	Riverfront Stadium
<b>SUPER BOWL XXIII (AT MIAMI, FLORIDA)</b>					
Jan. 22	San Francisco 49ers	L	16-20	75,129	Joe Robbie Stadium/Sunday night

**1989****8-8-0 (5-3 HOME, 3-5 ROAD) 4TH IN AFC CENTRAL****HEAD COACH:** SAM WYCHE

DATE	OPPONENT	W-L	SCORE	ATT.	STADIUM/NOTES
Sept. 10	at Chicago Bears	L	14-17	64,730	Soldier Field
Sept. 17	PITTSBURGH STEELERS	W	41-10	53,885	Riverfront Stadium
Sept. 25	CLEVELAND BROWNS	W	21-14	55,996	Riverfront Stadium/Monday night
Oct. 1	at Kansas City Chiefs	W	21-17	61,165	Arrowhead Stadium
Oct. 8	at Pittsburgh Steelers	W	26-16	52,785	Three Rivers Stadium
Oct. 15	MIAMI DOLPHINS	L	13-20	58,184	Riverfront Stadium
Oct. 22	INDIANAPOLIS COLTS	L	12-23	57,642	Riverfront Stadium
Oct. 29	TAMPA BAY BUCCANEERS	W	56-23	57,225	Riverfront Stadium
Nov. 5	at L.A. Raiders	L	7-28	51,080	Los Angeles Coliseum
Nov. 13	at Houston Oilers	L	24-26	60,694	Astrodome/Monday night
Nov. 19	DETROIT LIONS	W	42-7	55,720	Riverfront Stadium
Nov. 26	at Buffalo Bills	L	7-24	80,074	Rich Stadium
Dec. 3	at Cleveland Browns	W	21-0	76,236	Cleveland Stadium
Dec. 10	SEATTLE SEAHAWKS	L	17-24	54,744	Riverfront Stadium
Dec. 17	HOUSTON OILERS	W	61-7	47,510	Riverfront Stadium
Dec. 25	at Minnesota Vikings	L	21-29	58,829	Metrodome/Monday night
REGULAR-SEASON TOTALS		8-8-0	404-285	—	Regular-season home att.: 440,906

**1990****9-7-0 (5-3 HOME, 4-4 ROAD) 1ST IN AFC CENTRAL****HEAD COACH:** SAM WYCHE

DATE	OPPONENT	W-L	SCORE	ATT.	STADIUM/NOTES
Sept. 9	N.Y. JETS	W	25-20	56,467	Riverfront Stadium
Sept. 16	at San Diego Chargers	W	21-16	48,098	San Diego Jack Murphy Stadium
Sept. 23	NEW ENGLAND PATRIOTS	W	41-7	56,470	Riverfront Stadium
Oct. 1	at Seattle Seahawks	L	16-31	60,135	Kingdome/Monday night
Oct. 7	at L.A. Rams	W	*34-31	62,619	Anaheim Stadium/*OT
Oct. 14	at Houston Oilers	L	17-48	53,501	Astrodome
Oct. 22	at Cleveland Browns	W	34-13	78,567	Cleveland Stadium/Monday night
Oct. 28	at Atlanta Falcons	L	17-38	53,214	Atlanta-Fulton County Stadium/Sun. night
Nov. 4	NEW ORLEANS SAINTS	L	7-21	60,067	Riverfront Stadium
Nov. 11	— BYE —				
Nov. 18	PITTSBURGH STEELERS	W	27-3	60,064	Riverfront Stadium/Sunday night
Nov. 25	INDIANAPOLIS COLTS	L	20-34	60,051	Riverfront Stadium
Dec. 2	at Pittsburgh Steelers	W	16-12	58,200	Three Rivers Stadium
Dec. 9	SAN FRANCISCO 49ERS	L	*17-20	60,084	Riverfront Stadium/*OT
Dec. 16	at L.A. Raiders	L	7-24	54,132	Los Angeles Coliseum
Dec. 23	HOUSTON OILERS	W	40-20	60,044	Riverfront Stadium
Dec. 30	CLEVELAND BROWNS	W	21-14	60,041	Riverfront Stadium
REGULAR-SEASON TOTALS		9-7-0	360-352	—	Regular-season home att.: 473,288
<b>AFC WILDCARD PLAYOFF</b>					
Jan. 6	HOUSTON OILERS	W	41-14	60,012	Riverfront Stadium
<b>AFC DIVISIONAL PLAYOFF</b>					
Jan. 13	at L.A. Raiders	L	10-20	92,045	Los Angeles Coliseum

**1991****3-13-0 (3-5 HOME, 0-8 ROAD) 4TH IN AFC CENTRAL****HEAD COACH:** SAM WYCHE

DATE	OPPONENT	W-L	SCORE	ATT.	STADIUM/NOTES
Sept. 1	at Denver Broncos	L	14-45	72,855	Mile High Stadium
Sept. 8	HOUSTON OILERS	L	7-30	56,463	Riverfront Stadium/Sunday night
Sept. 15	at Cleveland Browns	L	13-14	78,269	Cleveland Stadium
Sept. 22	WASHINGTON REDSKINS	L	27-34	52,038	Riverfront Stadium
Sept. 29	— BYE —				
Oct. 6	SEATTLE SEAHAWKS	L	7-13	60,010	Riverfront Stadium
Oct. 13	at Dallas Cowboys	L	23-35	63,275	Texas Stadium
Oct. 21	at Buffalo Bills	L	16-35	80,131	Rich Stadium/Monday night
Oct. 27	at Houston Oilers	L	3-35	58,634	Astrodome
Nov. 3	CLEVELAND BROWNS	W	23-21	55,077	Riverfront Stadium
Nov. 10	PITTSBURGH STEELERS	L	*27-33	55,503	Riverfront Stadium/*OT
Nov. 17	at Philadelphia Eagles	L	10-17	63,189	Veterans Stadium
Nov. 24	L.A. RAIDERS	L	14-38	52,044	Riverfront Stadium
Dec. 1	N.Y. GIANTS	W	27-24	45,063	Riverfront Stadium
Dec. 9	at Miami Dolphins	L	13-37	60,616	Joe Robbie Stadium/Monday night
Dec. 15	at Pittsburgh Steelers	L	10-17	35,420	Three Rivers Stadium
Dec. 22	NEW ENGLAND PATRIOTS	W	29-7	46,394	Riverfront Stadium
REGULAR-SEASON TOTALS		3-13-0	263-435	—	Regular-season home att.: 422,592

**1992****5-11-0 (3-5 HOME, 2-6 ROAD) 4TH IN AFC CENTRAL****HEAD COACH:** DAVE SHULA

DATE	OPPONENT	W-L	SCORE	ATT.	STADIUM/NOTES
Sept. 6	at Seattle Seahawks	.....W	21-3	57,350	Kingdome
Sept. 13	L.A. RAIDERS	.....W	*24-21	54,240	Riverfront Stadium/*OT
Sept. 20	at Green Bay Packers	.....L	23-24	57,272	Lambeau Field
Sept. 27	MINNESOTA VIKINGS	.....L	7-42	53,847	Riverfront Stadium
Oct. 4	— BYE —				
Oct. 11	HOUSTON OILERS	.....L	24-38	54,254	Riverfront Stadium
Oct. 19	at Pittsburgh Steelers	.....L	0-20	55,411	Three Rivers Stadium/Monday night
Oct. 25	at Houston Oilers	.....L	10-26	58,701	Astrodome
Nov. 1	CLEVELAND BROWNS	.....W	30-10	54,765	Riverfront Stadium
Nov. 8	at Chicago Bears	.....W	*31-28	56,120	Soldier Field/Sunday night/*OT
Nov. 15	at N.Y. Jets	.....L	14-17	60,196	Giants Stadium
Nov. 22	DETROIT LIONS	.....L	13-19	48,574	Riverfront Stadium
Nov. 29	PITTSBURGH STEELERS	.....L	9-21	54,253	Riverfront Stadium
Dec. 6	at Cleveland Browns	.....L	21-37	68,368	Cleveland Stadium
Dec. 13	at San Diego Chargers	.....L	10-27	50,579	San Diego Jack Murphy Stadium
Dec. 20	NEW ENGLAND PATRIOTS	.....W	20-10	45,355	Riverfront Stadium
Dec. 27	INDIANAPOLIS COLTS	.....L	17-21	47,837	Riverfront Stadium
REGULAR-SEASON TOTALS		5-11-0	274-364	—	Regular-season home att.: 413,125

**1993****3-13-0 (3-5 HOME, 0-8 ROAD) 4TH IN AFC CENTRAL****HEAD COACH:** DAVE SHULA

DATE	OPPONENT	W-L	SCORE	ATT.	STADIUM/NOTES
Sept. 5	at Cleveland Browns	.....L	14-27	75,508	Cleveland Stadium
Sept. 12	INDIANAPOLIS COLTS	.....L	6-9	50,299	Riverfront Stadium
Sept. 19	at Pittsburgh Steelers	.....L	7-34	53,682	Three Rivers Stadium
Sept. 26	SEATTLE SEAHAWKS	.....L	10-19	46,880	Riverfront Stadium
Oct. 3	— BYE —				
Oct. 10	at Kansas City Chiefs	.....L	15-17	75,394	Arrowhead Stadium
Oct. 17	CLEVELAND BROWNS	.....L	17-28	55,647	Riverfront Stadium
Oct. 24	at Houston Oilers	.....L	12-28	50,039	Astrodome
Oct. 31	— BYE —				
Nov. 7	PITTSBURGH STEELERS	.....L	16-24	51,202	Riverfront Stadium
Nov. 14	HOUSTON OILERS	.....L	3-38	42,347	Riverfront Stadium
Nov. 21	at N.Y. Jets	.....L	12-17	64,264	Giants Stadium
Nov. 28	L.A. RAIDERS	.....W	16-10	43,272	Riverfront Stadium
Dec. 5	at San Francisco 49ers	.....L	8-21	60,039	Candlestick Park/Sunday night
Dec. 12	at New England Patriots	.....L	2-7	29,794	Foxboro Stadium
Dec. 19	L.A. RAMS	.....W	15-3	36,612	Riverfront Stadium
Dec. 26	ATLANTA FALCONS	.....W	21-17	27,014	Riverfront Stadium
Jan. 2	at New Orleans Saints	.....L	13-20	58,036	Louisiana Superdome
REGULAR-SEASON TOTALS		3-13-0	187-319	—	Regular-season home att.: 353,273

**1994****3-13-0 (2-6 HOME, 1-7 ROAD) 3RD IN AFC CENTRAL****HEAD COACH:** DAVE SHULA

DATE	OPPONENT	W-L	SCORE	ATT.	STADIUM/NOTES
Sept. 4	CLEVELAND BROWNS	.....L	20-28	52,778	Riverfront Stadium
Sept. 11	at San Diego Chargers	.....L	10-27	53,217	San Diego Jack Murphy Stadium
Sept. 18	NEW ENGLAND PATRIOTS	.....L	28-31	46,640	Riverfront Stadium
Sept. 25	at Houston Oilers	.....L	13-20	44,253	Astrodome
Oct. 2	MIAMI DOLPHINS	.....L	7-23	55,056	Riverfront Stadium/Sunday night
Oct. 9	— BYE —				
Oct. 16	at Pittsburgh Steelers	.....L	10-14	55,353	Three Rivers Stadium
Oct. 23	at Cleveland Browns	.....L	13-37	77,588	Cleveland Stadium
Oct. 30	DALLAS COWBOYS	.....L	20-23	57,096	Riverfront Stadium
Nov. 6	at Seattle Seahawks	.....W	*20-17	46,630	Kingdome/*OT
Nov. 13	HOUSTON OILERS	.....W	34-31	54,908	Riverfront Stadium
Nov. 20	INDIANAPOLIS COLTS	.....L	13-17	55,566	Riverfront Stadium
Nov. 27	at Denver Broncos	.....L	13-15	69,714	Mile High Stadium
Dec. 4	PITTSBURGH STEELERS	.....L	15-38	53,401	Riverfront Stadium
Dec. 11	at N.Y. Giants	.....L	20-27	67,530	Giants Stadium
Dec. 18	at Arizona Cardinals	.....L	7-28	50,110	Sun Devil Stadium
Dec. 24	PHILADELPHIA EAGLES	.....W	33-30	39,923	Riverfront Stadium/Saturday afternoon
REGULAR-SEASON TOTALS		3-13-0	276-406	—	Regular-season home att.: 415,368

**1995****7-9-0 (3-5 HOME, 4-4 ROAD) 2ND IN AFC CENTRAL****HEAD COACH:** DAVE SHULA

DATE	OPPONENT	W-L	SCORE	ATT.	STADIUM/NOTES
Sept. 3	at Indianapolis Colts	.....W	*24-21	42,445	RCA Dome/*OT
Sept. 10	JACKSONVILLE JAGUARS	.....W	24-17	48,318	Riverfront Stadium
Sept. 17	at Seattle Seahawks	.....L	21-24	39,492	Kingdome
Sept. 24	HOUSTON OILERS	.....L	28-38	46,332	Riverfront Stadium
Oct. 1	MIAMI DOLPHINS	.....L	23-26	52,671	Riverfront Stadium
Oct. 8	at Tampa Bay Buccaneers	.....L	16-19	41,732	Tampa Stadium
Oct. 15	— BYE —				
Oct. 19	at Pittsburgh Steelers	.....W	27-9	56,684	Three Rivers Stadium/Thursday night
Oct. 29	CLEVELAND BROWNS	.....L	*26-29	58,639	Riverfront Stadium/*OT
Nov. 5	OAKLAND RAIDERS	.....L	17-20	51,265	Riverfront Stadium
Nov. 12	at Houston Oilers	.....W	32-25	32,998	Astrodome
Nov. 19	PITTSBURGH STEELERS	.....L	31-49	54,636	Riverfront Stadium
Nov. 26	at Jacksonville Jaguars	.....W	17-13	68,249	Jacksonville Municipal Stadium
Dec. 3	at Green Bay Packers	.....L	10-24	60,318	Lambeau Field
Dec. 10	CHICAGO BEARS	.....W	16-10	38,642	Riverfront Stadium
Dec. 17	at Cleveland Browns	.....L	10-26	55,875	Cleveland Stadium
Dec. 24	MINNESOTA VIKINGS	.....W	27-24	34,568	Riverfront Stadium
REGULAR-SEASON TOTALS		7-9-0	349-374	—	Regular-season home att.: 385,071

**1996****8-8-0 (6-2 HOME, 2-6 ROAD) 3RD IN AFC CENTRAL****HEAD COACHES:** DAVE SHULA (1-6), BRUCE COSLET (7-2)

DATE	OPPONENT	W-L	SCORE	ATT.	STADIUM/NOTES
Sept. 1	at St. Louis Rams	.....L	16-26	62,659	Trans World Dome
Sept. 8	at San Diego Chargers	.....L	14-27	55,880	San Diego Jack Murphy Stadium
Sept. 15	NEW ORLEANS SAINTS	.....W	30-15	45,412	Cinergy Field
Sept. 22	— BYE —				
Sept. 29	DENVER BRONCOS	.....L	10-14	51,798	Cinergy Field
Oct. 6	HOUSTON OILERS	.....L	*27-30	44,680	Cinergy Field/Sunday night/*OT
Oct. 13	at Pittsburgh Steelers	.....L	10-20	58,875	Three Rivers Stadium
Oct. 20	at San Francisco 49ers	.....L	21-28	63,218	3Com Park
Oct. 27	JACKSONVILLE JAGUARS	.....W	28-21	45,890	Cinergy Field
Nov. 3	at Baltimore Ravens	.....W	24-21	60,743	Memorial Stadium
Nov. 10	PITTSBURGH STEELERS	.....W	34-24	57,265	Cinergy Field
Nov. 17	at Buffalo Bills	.....L	17-31	75,549	Rich Stadium
Nov. 24	ATLANTA FALCONS	.....W	41-31	44,868	Cinergy Field
Dec. 1	at Jacksonville Jaguars	.....L	27-30	57,408	Jacksonville Municipal Stadium
Dec. 8	BALTIMORE RAVENS	.....W	21-14	43,022	Cinergy Field
Dec. 15	at Houston Oilers	.....W	21-13	15,131	Astrodome
Dec. 22	INDIANAPOLIS COLTS	.....W	31-24	49,389	Cinergy Field
REGULAR-SEASON TOTALS		8-8-0	372-369	—	Regular-season home att.: 382,324

**1997****7-9-0 (6-2 HOME, 1-7 ROAD) 4TH IN AFC CENTRAL****HEAD COACH:** BRUCE COSLET

DATE	OPPONENT	W-L	SCORE	ATT.	STADIUM/NOTES
Aug. 31	ARIZONA CARDINALS	.....W	24-21	53,644	Cinergy Field
Sept. 7	at Baltimore Ravens	.....L	10-23	52,968	Memorial Stadium
Sept. 14	— BYE —				
Sept. 21	at Denver Broncos	.....L	20-38	73,871	Mile High Stadium
Sept. 28	N.Y. JETS	.....L	14-31	57,209	Cinergy Field
Oct. 5	at Jacksonville Jaguars	.....L	13-21	67,128	ALLTEL Stadium
Oct. 12	at Tennessee Oilers	.....L	7-30	17,071	Liberty Bowl (Memphis)
Oct. 19	PITTSBURGH STEELERS	.....L	10-26	60,020	Cinergy Field
Oct. 26	at N.Y. Giants	.....L	27-29	72,584	Giants Stadium
Nov. 2	SAN DIEGO CHARGERS	.....W	38-31	53,754	Cinergy Field
Nov. 9	at Indianapolis Colts	.....W	28-13	58,473	RCA Dome
Nov. 16	at Pittsburgh Steelers	.....L	3-20	55,226	Three Rivers Stadium
Nov. 23	JACKSONVILLE JAGUARS	.....W	31-26	55,158	Cinergy Field
Nov. 30	at Philadelphia Eagles	.....L	42-44	66,623	Veterans Stadium
Dec. 4	TENNESSEE OILERS	.....W	41-14	49,086	Cinergy Field/Thursday night
Dec. 14	DALLAS COWBOYS	.....W	31-24	60,043	Cinergy Field
Dec. 21	BALTIMORE RAVENS	.....W	16-14	50,917	Cinergy Field
REGULAR-SEASON TOTALS		7-9-0	355-405	—	Regular-season home att.: 439,831

**1998****3-13-0 (1-7 HOME, 2-6 ROAD) 5TH IN AFC CENTRAL****HEAD COACH:** BRUCE COSLET

DATE	OPPONENT	W-L	SCORE	ATT.	STADIUM/NOTES
Sept. 6	TENNESSEE OILERS	.....L	14-23	55,848	Cinergy Field
Sept. 13	at Detroit Lions	.....W	*34-28	66,354	Pontiac Silverdome/*OT
Sept. 20	GREEN BAY PACKERS	.....L	6-13	56,346	Cinergy Field
Sept. 27	at Baltimore Ravens	.....L	24-31	68,154	Ravens Stadium at Camden Yards/Sunday night
Oct. 4	— BYE —				
Oct. 11	PITTSBURGH STEELERS	.....W	25-20	59,979	Cinergy Field
Oct. 18	at Tennessee Oilers	.....L	14-44	33,288	Vanderbilt Stadium
Oct. 25	at Oakland Raiders	.....L	10-27	40,089	Network Associates Coliseum
Nov. 1	DENVER BRONCOS	.....L	26-33	59,974	Cinergy Field
Nov. 8	at Jacksonville Jaguars	.....L	11-24	67,040	ALLTEL Stadium
Nov. 15	at Minnesota Vikings	.....L	3-24	64,232	Metrolome
Nov. 22	BALTIMORE RAVENS	.....L	13-20	52,571	Cinergy Field
Nov. 29	JACKSONVILLE JAGUARS	.....L	17-34	55,432	Cinergy Field
Dec. 6	BUFFALO BILLS	.....L	20-33	54,359	Cinergy Field
Dec. 13	at Indianapolis Colts	.....L	26-39	55,179	RCA Dome
Dec. 20	at Pittsburgh Steelers	.....W	25-24	52,017	Three Rivers Stadium
Dec. 27	TAMPA BAY BUCCANEERS	.....L	0-35	49,826	Cinergy Field
REGULAR-SEASON TOTALS		3-13-0	268-452	—	Regular-season home att.: 444,335

**1999****4-12-0 (2-6 HOME, 2-6 ROAD) 5TH IN AFC CENTRAL****HEAD COACH:** BRUCE COSLET

DATE	OPPONENT	W-L	SCORE	ATT.	STADIUM/NOTES
Sept. 12	at Tennessee Titans	.....L	35-36	65,272	Adelphia Coliseum
Sept. 19	SAN DIEGO CHARGERS	.....L	7-34	47,660	Cinergy Field
Sept. 26	at Carolina Panthers	.....L	3-27	61,269	Ericsson Stadium
Oct. 3	ST. LOUIS RAMS	.....L	10-38	45,481	Cinergy Field
Oct. 10	at Cleveland Browns	.....W	18-17	73,048	Cleveland Browns Stadium
Oct. 17	PITTSBURGH STEELERS	.....L	3-17	59,669	Cinergy Field
Oct. 24	at Indianapolis Colts	.....L	10-31	55,996	RCA Dome
Oct. 31	JACKSONVILLE JAGUARS	.....L	10-41	49,138	Cinergy Field
Nov. 7	at Seattle Seahawks	.....L	20-37	66,303	Kingdome
Nov. 14	TENNESSEE TITANS	.....L	14-24	46,017	Cinergy Field
Nov. 21	BALTIMORE RAVENS	.....L	31-34	43,279	Cinergy Field
Nov. 28	at Pittsburgh Steelers	.....W	27-20	50,907	Three Rivers Stadium
Dec. 5	SAN FRANCISCO 49ERS	.....W	44-30	53,463	Cinergy Field
Dec. 12	CLEVELAND BROWNS	.....W	44-28	59,972	Cinergy Field
Dec. 19	— BYE —				
Dec. 26	at Baltimore Ravens	.....L	0-22	68,036	PSINet Stadium
Jan. 2	at Jacksonville Jaguars	.....L	7-24	70,532	ALLTEL Stadium
REGULAR-SEASON TOTALS		4-12-0	283-460	—	Regular-season home att.: 404,679



2000					
4-12-0 (3-5 HOME, 1-7 ROAD)				5TH IN AFC CENTRAL	
HEAD COACHES: BRUCE COSLET (0-3), DICK LEBEAU (4-9)					
DATE	OPPONENT	W-L	SCORE	ATT.	STADIUM/NOTES
Sept. 3	— BYE —				
Sept. 10	CLEVELAND BROWNS.....	L	7-24	64,006	Paul Brown Stadium
Sept. 17	at Jacksonville Jaguars.....	L	0-13	45,653	ALLTEL Stadium
Sept. 24	at Baltimore Ravens.....	L	0-37	68,481	PSINet Stadium
Oct. 1	MIAMI DOLPHINS.....	L	16-31	61,535	Paul Brown Stadium
Oct. 8	TENNESSEE TITANS.....	L	14-23	63,406	Paul Brown Stadium
Oct. 15	at Pittsburgh Steelers.....	L	0-15	54,328	Three Rivers Stadium
Oct. 22	DENVER BRONCOS.....	W	31-21	61,603	Paul Brown Stadium
Oct. 29	at Cleveland Browns.....	W	12-3	73,118	Cleveland Browns Stadium
Nov. 5	BALTIMORE RAVENS.....	L	7-27	54,759	Paul Brown Stadium
Nov. 12	at Dallas Cowboys.....	L	6-23	62,170	Texas Stadium
Nov. 19	at New England Patriots.....	L	13-16	60,292	Foxboro Stadium
Nov. 26	PITTSBURGH STEELERS.....	L	28-48	63,925	Paul Brown Stadium
Dec. 3	ARIZONA CARDINALS.....	W	24-13	50,289	Paul Brown Stadium
Dec. 10	at Tennessee Titans.....	L	3-35	68,498	Adelphia Coliseum
Dec. 17	JACKSONVILLE JAGUARS.....	W	17-14	50,469	Paul Brown Stadium
Dec. 24	at Philadelphia Eagles.....	L	7-16	64,902	Veterans Stadium
REGULAR-SEASON TOTALS		4-12-0	185-359	—	Regular-season home att.: 469,992

2001					
6-10-0 (4-4 HOME, 2-6 ROAD)			6TH IN AFC CENTRAL		
HEAD COACH: DICK LEBEAU					
DATE	OPPONENT	W-L	SCORE	ATT.	STADIUM/NOTES
Sept. 9	NEW ENGLAND PATRIOTS .....	W	23-17	51,521	Paul Brown Stadium
Sept. 16	at Tennessee Titans** .....	—	—	—	**Sept. 16-17 NFL games not played due to Sept. 11 terrorist attacks/all games rescheduled for Jan. 6
Sept. 23	BALTIMORE RAVENS .....	W	21-10	51,121	Paul Brown Stadium
Sept. 30	at San Diego Chargers .....	L	14-28	56,048	Qualcomm Stadium
Oct. 7	at Pittsburgh Steelers .....	L	7-16	62,335	Heinz Field
Oct. 14	CLEVELAND BROWNS .....	W	24-14	64,217	Paul Brown Stadium
Oct. 21	CHICAGO BEARS .....	L	0-24	63,408	Paul Brown Stadium
Oct. 28	at Detroit Lions .....	W	31-27	69,343	Pontiac Silverdome
Nov. 4	— BYE —				
Nov. 11	at Jacksonville Jaguars .....	L	13-30	57,161	ALLTEL Stadium
Nov. 18	TENNESSEE TITANS .....	L	7-20	63,865	Paul Brown Stadium
Nov. 25	at Cleveland Browns .....	L	0-18	72,918	Cleveland Browns Stadium
Dec. 2	TAMPA BAY BUCCANEERS .....	L	*13-16	52,135	Paul Brown Stadium*OT
Dec. 9	JACKSONVILLE JAGUARS .....	L	10-14	44,920	Paul Brown Stadium
Dec. 16	at N.Y. Jets .....	L	14-15	77,745	Giants Stadium
Dec. 23	at Baltimore Ravens .....	L	0-16	68,987	PSINet Stadium
Dec. 30	PITTSBURGH STEELERS .....	W	*26-23	63,751	Paul Brown Stadium*OT
Jan. 6	at Tennessee Titans** .....	W	23-21	68,798	Adelphia Coliseum/**Rescheduled from Sept. 16
REGULAR-SEASON TOTALS		6-10-0	226-309	—	Regular-season home att.: 454,938

2002					
2-14-0 (1-7 HOME, 1-7 ROAD)			4TH IN AFC NORTH		
HEAD COACH: DICK LEBEAU					
DATE	OPPONENT	W-L	SCORE	ATT.	STADIUM/NOTES
Sept. 8	SAN DIEGO CHARGERS.....	L	6-34	53,705	Paul Brown Stadium
Sept. 15	at Cleveland Browns.....	L	7-20	73,358	Cleveland Browns Stadium
Sept. 22	at Atlanta Falcons.....	L	3-30	68,129	Georgia Dome/Sunday night
Sept. 29	TAMPA BAY BUCCANEERS.....	L	7-35	57,234	Paul Brown Stadium
Oct. 6	at Indianapolis Colts.....	L	21-28	56,570	RCA Dome
Oct. 13	PITTSBURGH STEELERS.....	L	7-34	63,900	Paul Brown Stadium
Oct. 20	— BYE —				
Oct. 27	TENNESSEE TITANS.....	L	24-30	52,822	Paul Brown Stadium
Nov. 3	at Houston Texans.....	W	38-3	69,827	Reliant Stadium
Nov. 10	at Baltimore Ravens.....	L	27-38	69,024	Ravens Stadium
Nov. 17	CLEVELAND BROWNS.....	L	20-27	64,060	Paul Brown Stadium
Nov. 24	at Pittsburgh Steelers.....	L	21-29	60,473	Heinz Field
Dec. 1	BALTIMORE RAVENS.....	L	23-27	44,878	Paul Brown Stadium
Dec. 8	at Carolina Panthers.....	L	31-52	66,799	Ericsson Stadium
Dec. 15	JACKSONVILLE JAGUARS.....	L	15-29	42,092	Paul Brown Stadium
Dec. 22	NEW ORLEANS SAINTS.....	W	20-13	43,544	Paul Brown Stadium
Dec. 29	at Buffalo Bills.....	L	9-27	47,850	Ralph Wilson Stadium
REGULAR-SEASON TOTALS		2-14-0	279-456	—	Regular-season home att.: 422,235

2003					
8-8-0 (5-3 HOME, 3-5 ROAD)				2ND IN AFC NORTH	
HEAD COACH: MARVIN LEWIS					
DATE	OPPONENT	W-L	SCORE	ATT.	STADIUM/NOTES
Sept. 7	DENVER BRONCOS .....	L	10-30	63,820	Paul Brown Stadium
Sept. 14	at Oakland Raiders .....	L	20-23	50,135	Network Associates Coliseum
Sept. 21	PITTSBURGH STEELERS .....	L	10-17	64,596	Paul Brown Stadium
Sept. 28	at Cleveland Browns .....	W	21-14	73,428	Cleveland Browns Stadium
Oct. 5	at Buffalo Bills .....	L	*16-22	72,615	Ralph Wilson Stadium*OT
Oct. 12	— BYE —				
Oct. 19	BALTIMORE RAVENS .....	W	34-26	53,553	Paul Brown Stadium
Oct. 26	SEATTLE SEAHAWKS .....	W	27-24	52,131	Paul Brown Stadium
Nov. 2	at Arizona Cardinals .....	L	14-17	23,531	Sun Devil Stadium
Nov. 9	HOUSTON TEXANS .....	W	34-27	50,437	Paul Brown Stadium
Nov. 16	KANSAS CITY CHIEFS .....	W	24-19	64,923	Paul Brown Stadium
Nov. 23	at San Diego Chargers .....	W	34-27	52,069	Qualcomm Stadium
Nov. 30	at Pittsburgh Steelers .....	W	24-20	58,797	Heinz Field
Dec. 7	at Baltimore Ravens .....	L	13-31	69,468	M&T Bank Stadium
Dec. 14	SAN FRANCISCO 49ERS .....	W	41-38	64,666	Paul Brown Stadium
Dec. 21	at St. Louis Rams .....	L	10-27	66,061	Edward Jones Dome
Dec. 28	CLEVELAND BROWNS .....	L	14-22	65,362	Paul Brown Stadium
REGULAR-SEASON TOTALS		8-8-0	346-384	—	Regular-season home att.: 479,488

2004					
8-8-0 (5-3 HOME, 3-5 ROAD)				3RD IN AFC NORTH	
HEAD COACH: MARVIN LEWIS					
DATE	OPPONENT	W-L	SCORE	ATT.	STADIUM/NOTES
Sept. 12	at N.Y. Jets .....	L	24-31	77,230	The Meadowlands
Sept. 19	MIAMI DOLPHINS .....	W	16-13	65,705	Paul Brown Stadium/Sunday night
Sept. 26	BALTIMORE RAVENS .....	L	9-23	65,575	Paul Brown Stadium
Oct. 3	at Pittsburgh Steelers .....	L	17-28	62,402	Heinz Field
Oct. 10	— BYE —				
Oct. 17	at Cleveland Browns .....	L	17-34	73,263	Cleveland Browns Stadium
Oct. 25	DENVER BRONCOS .....	W	23-10	65,806	Paul Brown Stadium/Monday night
Oct. 31	at Tennessee Titans .....	L	20-27	68,932	The Coliseum
Nov. 7	DALLAS COWBOYS .....	W	26-3	65,721	Paul Brown Stadium
Nov. 14	at Washington Redskins .....	W	17-10	87,786	FedExField
Nov. 21	PITTSBURGH STEELERS .....	L	14-19	65,780	Paul Brown Stadium
Nov. 28	CLEVELAND BROWNS .....	W	58-48	65,677	Paul Brown Stadium
Dec. 5	at Baltimore Ravens .....	W	27-26	69,695	M&T Bank Stadium
Dec. 12	at New England Patriots .....	L	28-35	68,756	Gillette Stadium
Dec. 19	BUFFALO BILLS .....	L	17-33	65,378	Paul Brown Stadium
Dec. 26	N.Y. GIANTS .....	W	23-22	64,606	Paul Brown Stadium
Jan. 2	at Philadelphia Eagles .....	W	38-10	67,074	Lincoln Financial Field
REGULAR-SEASON TOTALS		8-8-0	374-372	—	Regular-season home att.: 524,248

2005					
11-5-0 (5-3 HOME, 6-2 ROAD)				1ST IN AFC NORTH	
HEAD COACH: MARVIN LEWIS					
DATE	OPPONENT	W-L	SCORE	ATT.	STADIUM/NOTES
Sept. 11	at Cleveland Browns.....	W	27-13	73,013	Cleveland Browns Stadium
Sept. 18	MINNESOTA VIKINGS.....	W	37-8	65,763	Paul Brown Stadium
Sept. 25	at Chicago Bears.....	W	24-7	62,045	Soldier Field
Oct. 2	HOUSTON TEXANS.....	W	16-10	65,714	Paul Brown Stadium
Oct. 9	at Jacksonville Jaguars.....	L	20-23	66,137	ALLTEL Stadium/Sunday night
Oct. 16	at Tennessee Titans.....	W	31-23	69,149	The Coliseum
Oct. 23	PITTSBURGH STEELERS.....	L	13-27	66,104	Paul Brown Stadium
Oct. 30	GREEN BAY PACKERS.....	W	21-14	65,940	Paul Brown Stadium
Nov. 6	at Baltimore Ravens.....	W	21-9	70,540	M&T Bank Stadium
Nov. 13	— BYE —				
Nov. 20	INDIANAPOLIS COLTS.....	L	37-45	65,995	Paul Brown Stadium
Nov. 27	BALTIMORE RAVENS.....	W	42-29	65,680	Paul Brown Stadium
Dec. 4	at Pittsburgh Steelers.....	W	38-31	63,044	Heinz Field
Dec. 11	CLEVELAND BROWNS.....	W	23-20	65,788	Paul Brown Stadium
Dec. 18	at Detroit Lions.....	W	41-17	61,749	Ford Field
Dec. 24	BUFFALO BILLS.....	L	27-37	65,485	Paul Brown Stadium/Saturday afternoon
Jan. 1	at Kansas City Chiefs.....	L	3-37	77,211	Arrowhead Stadium
REGULAR-SEASON TOTALS		11-5-0	421-350	—	Regular-season home att.: 526,469

AFC WILD CARD PLAYOFF					
Jan. 8	PITTSBURGH STEELERS.....	L	17-31	65,870	Paul Brown Stadium

2006					
8-8-0 (4-4 HOME, 4-4 ROAD)			2ND IN AFC NORTH		
HEAD COACH: MARVIN LEWIS					
DATE	OPPONENT	W-L	SCORE	ATT.	STADIUM/NOTES
Sept. 10	at Kansas City Chiefs .....	W	23-10	77,956	Arrowhead Stadium
Sept. 17	CLEVELAND BROWNS .....	W	34-17	66,072	Paul Brown Stadium
Sept. 24	at Pittsburgh Steelers .....	W	28-20	64,922	Heinz Field
Oct. 1	NEW ENGLAND PATRIOTS .....	L	13-38	66,035	Paul Brown Stadium
Oct. 8	— BYE —				
Oct. 15	at Tampa Bay Buccaneers.....	L	13-14	65,732	Raymond James Stadium
Oct. 22	CAROLINA PANTHERS .....	W	17-14	65,964	Paul Brown Stadium
Oct. 29	ATLANTA FALCONS .....	L	27-29	65,978	Paul Brown Stadium
Nov. 5	at Baltimore Ravens .....	L	20-26	70,792	M&T Bank Stadium
Nov. 12	SAN DIEGO CHARGERS .....	L	41-49	65,917	Paul Brown Stadium
Nov. 19	at New Orleans Saints .....	W	31-16	68,001	Louisiana Superdome
Nov. 26	at Cleveland Browns .....	W	30-0	72,926	Cleveland Browns Stadium
Nov. 30	BALTIMORE RAVENS .....	W	13-7	65,973	Paul Brown Stadium/Thursday night
Dec. 10	OAKLAND RAIDERS .....	W	27-10	65,882	Paul Brown Stadium
Dec. 18	at Indianapolis Colts .....	L	16-34	57,292	RCA Dome/Monday night
Dec. 24	at Denver Broncos .....	L	23-24	75,759	INVESCO Field at Mile High
Dec. 31	PITTSBURGH STEELERS .....	L	*17-23	66,049	Paul Brown Stadium*/OT
REGULAR-SEASON TOTALS		8-8-0	373-331	—	Regular-season home att.: 527,870

2007					
7-9-0 (5-3 HOME, 2-6 ROAD)				3RD IN AFC NORTH	
HEAD COACH: MARVIN LEWIS					
DATE	OPPONENT	W-L	SCORE	ATT.	STADIUM/NOTES
Sept. 10	BALTIMORE RAVENS .....	W	27-20	66,093	Paul Brown Stadium/Monday night
Sept. 16	at Cleveland Browns .....	L	45-51	72,801	Cleveland Browns Stadium
Sept. 23	at Seattle Seahawks .....	L	21-24	68,110	Qwest Field
Oct. 1	NEW ENGLAND PATRIOTS .....	L	13-34	66,113	Paul Brown Stadium/Monday night
Oct. 7	— BYE —				
Oct. 14	at Kansas City Chiefs .....	L	20-27	76,846	Arrowhead Stadium
Oct. 21	N.Y. JETS .....	W	38-31	65,868	Paul Brown Stadium
Oct. 28	PITTSBURGH STEELERS .....	L	13-24	66,188	Paul Brown Stadium
Nov. 4	at Buffalo Bills .....	L	21-33	70,745	Ralph Wilson Stadium
Nov. 11	at Baltimore Ravens .....	W	21-7	71,130	M&T Bank Stadium
Nov. 18	ARIZONA CARDINALS .....	L	27-35	65,403	Paul Brown Stadium
Nov. 25	TENNESSEE TITANS .....	W	35-6	65,489	Paul Brown Stadium
Dec. 2	at Pittsburgh Steelers .....	L	10-24	58,842	Heinz Field/Sunday night
Dec. 9	ST. LOUIS RAMS .....	W	19-10	65,143	Paul Brown Stadium
Dec. 15	at San Francisco 49ers .....	L	13-20	68,053	Monster Park/Saturday night
Dec. 23	CLEVELAND BROWNS .....	W	19-14	66,023	Paul Brown Stadium
Dec. 30	at Miami Dolphins .....	W	38-25	70,461	Dolphin Stadium
REGULAR-SEASON TOTALS		7-9-0	380-385	—	Regular-season home att.: 526,320

## 2008

### 4-11-1 (3-4-1 HOME, 1-7 ROAD) 3RD IN AFC NORTH

HEAD COACH: MARVIN LEWIS					
DATE	OPPONENT	W-L	SCORE	ATT.	STADIUM/NOTES
Sept. 7	at Baltimore Ravens.....	L	10-17	70,978	M&T Bank Stadium
Sept. 14	TENNESSEE TITANS.....	L	7-24	64,540	Paul Brown Stadium
Sept. 21	at N.Y. Giants.....	L	*23-26	79,276	Giants Stadium/*OT
Sept. 28	CLEVELAND BROWNS.....	L	12-20	65,541	Paul Brown Stadium
Oct. 5	at Dallas Cowboys.....	L	22-31	62,655	Texas Stadium
Oct. 12	at N.Y. Jets.....	L	14-26	78,161	The Meadowlands
Oct. 19	PITTSBURGH STEELERS.....	L	10-38	65,860	Paul Brown Stadium
Oct. 26	at Houston Texans.....	L	6-35	70,112	Reliant Stadium/rescheduled from Nov. 9 due to damage caused by Hurricane Ike
Nov. 2	JACKSONVILLE JAGUARS.....	W	21-19	64,238	Paul Brown Stadium
Nov. 9	— BYE —				
Nov. 16	PHILADELPHIA EAGLES.....	T	*13-13	64,633	Paul Brown Stadium/*OT
Nov. 20	at Pittsburgh Steelers.....	L	10-27	59,854	Heinz Field/Thursday night
Nov. 30	BALTIMORE RAVENS.....	L	3-34	63,871	Paul Brown Stadium
Dec. 7	at Indianapolis Colts.....	L	3-35	66,402	Lucas Oil Stadium
Dec. 14	WASHINGTON REDSKINS.....	W	20-13	63,996	Paul Brown Stadium
Dec. 21	at Cleveland Browns.....	W	14-0	72,361	Cleveland Browns Stadium
Dec. 28	KANSAS CITY CHIEFS.....	W	16-6	63,984	Paul Brown Stadium
REGULAR-SEASON TOTALS		4-11-1	204-364	—	Regular-season home att.: 516,663

## 2009

### 10-6-0 (6-2 HOME, 4-4 ROAD) 1ST IN AFC NORTH

HEAD COACH: MARVIN LEWIS					
DATE	OPPONENT	W-L	SCORE	ATT.	STADIUM/NOTES
Sept. 13	DENVER BRONCOS.....	L	7-12	62,831	Paul Brown Stadium
Sept. 20	at Green Bay Packers.....	W	31-24	70,678	Lambeau Field
Sept. 27	PITTSBURGH STEELERS.....	W	23-20	64,538	Paul Brown Stadium
Oct. 4	at Cleveland Browns.....	W	*23-20	69,844	Cleveland Browns Stadium/*OT
Oct. 11	at Baltimore Ravens.....	W	17-14	71,161	M&T Bank Stadium
Oct. 18	HOUSTON TEXANS.....	L	17-28	64,019	Paul Brown Stadium
Oct. 25	CHICAGO BEARS.....	W	45-10	64,900	Paul Brown Stadium
Nov. 1	— BYE —				
Nov. 8	BALTIMORE RAVENS.....	W	17-7	64,313	Paul Brown Stadium
Nov. 15	at Pittsburgh Steelers.....	W	18-12	65,392	Heinz Field
Nov. 22	at Oakland Raiders.....	L	17-20	34,112	Oakland Coliseum
Nov. 29	CLEVELAND BROWNS.....	W	16-7	64,553	Paul Brown Stadium
Dec. 6	DETROIT LIONS.....	W	23-13	62,545	Paul Brown Stadium
Dec. 13	at Minnesota Vikings.....	L	10-30	63,854	Hubert H. Humphrey Metrodome
Dec. 20	at San Diego Chargers.....	L	24-27	68,889	Qualcomm Stadium
Dec. 27	KANSAS CITY CHIEFS.....	W	17-10	64,333	Paul Brown Stadium
Jan. 3	at N.Y. Jets.....	L	0-37	79,106	The Meadowlands/Sun. night (flexed from 1)
REGULAR-SEASON TOTALS		10-6-0	305-291	—	Regular-season home att.: 512,032
AFC WILD CARD PLAYOFF					
Jan. 9	N.Y. JETS.....	L	14-24	63,686	Paul Brown Stadium/Saturday afternoon

## 2010

### 4-12-0 (3-5 HOME, 1-7 ROAD) 4TH IN AFC NORTH

HEAD COACH: MARVIN LEWIS					
DATE	OPPONENT	W-L	SCORE	ATT.	STADIUM/NOTES
Sept. 12	at New England Patriots.....	L	24-38	68,756	Gillette Stadium
Sept. 19	BALTIMORE RAVENS.....	W	15-10	64,071	Paul Brown Stadium
Sept. 26	at Carolina Panthers.....	W	20-7	72,887	Bank of America Stadium
Oct. 3	at Cleveland Browns.....	L	20-23	66,731	Cleveland Browns Stadium
Oct. 10	TAMPA BAY BUCCANEERS.....	L	21-24	63,888	Paul Brown Stadium
Oct. 17	— BYE —				
Oct. 24	at Atlanta Falcons.....	L	32-39	67,665	Georgia Dome
Oct. 31	MIAMI DOLPHINS.....	L	14-22	63,179	Paul Brown Stadium
Nov. 8	PITTSBURGH STEELERS.....	L	21-27	65,626	Paul Brown Stadium/Monday night
Nov. 14	at Indianapolis Colts.....	L	17-23	67,404	Lucas Oil Stadium
Nov. 21	BUFFALO BILLS.....	L	31-49	55,654	Paul Brown Stadium
Nov. 25	at N.Y. Jets.....	L	10-26	78,903	New Meadowlands/Thursday night
Dec. 5	NEW ORLEANS SAINTS.....	L	30-34	59,963	Paul Brown Stadium
Dec. 12	at Pittsburgh Steelers.....	L	7-23	57,501	Heinz Field
Dec. 19	CLEVELAND BROWNS.....	W	19-17	56,342	Paul Brown Stadium
Dec. 26	SAN DIEGO CHARGERS.....	W	34-20	54,194	Paul Brown Stad. (flexed from 8:20 to 4:05)
Jan. 2	at Baltimore Ravens.....	L	7-13	71,088	M&T Bank Stadium
REGULAR-SEASON TOTALS		4-12-0	322-395	—	Regular-season home att.: 482,917

## 2011

### 9-7-0 (4-4 HOME, 5-3 ROAD) 3RD IN AFC NORTH (WILD CARD QUALIFIER)

HEAD COACH: MARVIN LEWIS					
DATE	OPPONENT	W-L	SCORE	ATT.	STADIUM/NOTES
Sept. 11	at Cleveland Browns.....	W	27-17	67,321	Cleveland Browns Stadium
Sept. 18	at Denver Broncos.....	L	22-24	73,281	Sport Authority Field at Mile High
Sept. 25	SAN FRANCISCO 49ERS.....	L	8-13	43,363	Paul Brown Stadium
Oct. 2	BUFFALO BILLS.....	W	23-20	41,142	Paul Brown Stadium
Oct. 9	at Jacksonville Jaguars.....	W	30-20	61,799	EverBank Field
Oct. 16	INDIANAPOLIS COLTS.....	W	27-17	52,068	Paul Brown Stadium
Oct. 23	— BYE —				
Oct. 30	at Seattle Seahawks.....	W	34-12	66,004	CenturyLink Field
Nov. 6	at Tennessee Titans.....	W	24-17	69,143	LP Field
Nov. 13	PITTSBURGH STEELERS.....	L	17-24	63,262	Paul Brown Stadium
Nov. 20	at Baltimore Ravens.....	L	24-31	71,320	M&T Bank Stadium
Nov. 27	CLEVELAND BROWNS.....	W	23-20	48,260	Paul Brown Stadium
Dec. 4	at Pittsburgh Steelers.....	L	7-35	63,697	Heinz Field
Dec. 11	HOUSTON TEXANS.....	L	19-20	41,202	Paul Brown Stadium
Dec. 18	at St. Louis Rams.....	W	20-13	56,431	Edward Jones Dome
Dec. 24	ARIZONA CARDINALS.....	W	23-16	41,273	Paul Brown Stadium/Saturday afternoon
Jan. 1	BALTIMORE RAVENS.....	L	16-24	63,439	Paul Brown Stadium
REGULAR-SEASON TOTALS		9-7-0	344-323	—	Regular-season home att.: 394,009
AFC WILD CARD PLAYOFF					
Jan. 7	at Houston Texans.....	L	10-31	71,725	Reliant Stadium/Saturday afternoon

## 2012

### 10-6-0 (4-4 HOME, 6-2 ROAD) 2ND IN AFC NORTH (WILD CARD QUALIFIER)

HEAD COACH: MARVIN LEWIS					
DATE	OPPONENT	W-L	SCORE	ATT.	STADIUM/NOTES
Sept. 10	at Baltimore Ravens.....	L	13-44	71,064	M&T Bank Stadium/Monday night
Sept. 16	CLEVELAND BROWNS.....	W	34-27	63,036	Paul Brown Stadium
Sept. 23	at Washington Redskins.....	W	38-31	80,060	FedExField
Sept. 30	at Jacksonville Jaguars.....	W	27-10	63,030	EverBank Field
Oct. 7	MIAMI DOLPHINS.....	L	13-17	61,162	Paul Brown Stadium
Oct. 14	at Cleveland Browns.....	L	24-34	67,060	Cleveland Browns Stadium
Oct. 21	PITTSBURGH STEELERS.....	L	17-24	63,411	Paul Brown Stadium/Sunday night
Oct. 28	— BYE —				
Nov. 4	DENVER BRONCOS.....	L	23-31	63,623	Paul Brown Stadium
Nov. 11	N.Y. GIANTS.....	W	31-13	56,614	Paul Brown Stadium
Nov. 18	at Kansas City Chiefs.....	W	28-6	63,336	Arrowhead Stadium
Nov. 25	OAKLAND RAIDERS.....	W	34-10	56,503	Paul Brown Stadium
Dec. 2	at San Diego Chargers.....	W	20-13	54,980	Qualcomm Stadium
Dec. 9	DALLAS COWBOYS.....	L	19-20	63,590	Paul Brown Stadium
Dec. 13	at Philadelphia Eagles.....	W	34-13	69,144	Lincoln Financial Field/Thursday night
Dec. 23	at Pittsburgh Steelers.....	W	13-10	63,236	Heinz Field
Dec. 30	BALTIMORE RAVENS.....	W	23-17	61,565	Paul Brown Stadium
REGULAR-SEASON TOTALS		10-6-0	391-320	—	Regular-season home att.: 489,504
AFC WILD CARD PLAYOFF					
Jan. 5	at Houston Texans.....	L	13-19	71,738	Reliant Stadium/Saturday afternoon

## 2013

### 11-5-0 (8-0 HOME, 3-5 ROAD) 1ST IN AFC NORTH

HEAD COACH: MARVIN LEWIS					
DATE	OPPONENT	W-L	SCORE	ATT.	STADIUM/NOTES
Sept. 8	at Chicago Bears.....	L	21-24	62,213	Soldier Field
Sept. 16	PITTSBURGH STEELERS.....	W	20-10	64,585	Paul Brown Stadium/Monday night
Sept. 22	GREEN BAY PACKERS.....	W	34-30	64,633	Paul Brown Stadium
Sept. 29	at Cleveland Browns.....	L	6-17	71,481	FirstEnergy Stadium
Oct. 6	NEW ENGLAND PATRIOTS.....	W	13-6	64,259	Paul Brown Stadium
Oct. 13	at Buffalo Bills.....	W	*27-24	67,739	Ralph Wilson Stadium/*OT
Oct. 20	at Detroit Lions.....	W	27-24	63,207	Ford Field
Oct. 27	N.Y. JETS.....	W	49-9	62,576	Paul Brown Stadium
Oct. 31	at Miami Dolphins.....	L	*20-22	52,388	Sun Life Stadium/Thursday night/*OT
Nov. 10	at Baltimore Ravens.....	L	*17-20	70,992	M&T Banks Stadium/*OT
Nov. 17	CLEVELAND BROWNS.....	W	41-20	63,856	Paul Brown Stadium
Nov. 24	— BYE —				
Dec. 1	at San Diego Chargers.....	W	17-10	61,536	Qualcomm Stadium
Dec. 8	INDIANAPOLIS COLTS.....	W	42-28	62,507	Paul Brown Stadium
Dec. 15	at Pittsburgh Steelers.....	L	20-30	45,873	Heinz Field/Sunday night
Dec. 22	MINNESOTA VIKINGS.....	W	42-14	61,555	Paul Brown Stadium
Dec. 29	BALTIMORE RAVENS.....	W	34-17	62,406	Paul Brown Stadium
REGULAR-SEASON TOTALS		11-5-0	430-305	—	Regular-season home att.: 506,377
AFC WILD CARD PLAYOFF					
Jan. 5	SAN DIEGO CHARGERS.....	L	10-27	62,277	Paul Brown Stadium

## 2014

### 10-5-1 (5-2-1 HOME, 5-3 ROAD) 2ND IN AFC NORTH (WILD CARD QUALIFIER)

HEAD COACH: MARVIN LEWIS					
DATE	OPPONENT	W-L	SCORE	ATT.	STADIUM/NOTES
Sept. 7	at Baltimore Ravens.....	W	23-16	70,925	M&T Bank Stadium
Sept. 14	ATLANTA FALCONS.....	W	24-10	58,574	Paul Brown Stadium
Sept. 21	TENNESSEE TITANS.....	W	33-7	56,743	Paul Brown Stadium
Sept. 28	— BYE —				
Oct. 5	at New England Patriots.....	L	17-43	68,756	Gillette Stadium/Sunday night
Oct. 12	CAROLINA PANTHERS.....	T	*37-37	57,053	Paul Brown Stadium/*OT
Oct. 19	at Indianapolis Colts.....	L	0-27	66,539	Lucas Oil Stadium
Oct. 26	BALTIMORE RAVENS.....	W	27-24	55,711	Paul Brown Stadium
Nov. 2	JACKSONVILLE JAGUARS.....	W	33-23	60,057	Paul Brown Stadium
Nov. 6	CLEVELAND BROWNS.....	L	3-24	65,871	Paul Brown Stadium/Thursday night
Nov. 16	at New Orleans Saints.....	W	27-10	73,073	Mercedes-Benz Superdome
Nov. 23	at Houston Texans.....	W	22-13	71,777	NRG Stadium
Nov. 30	at Tampa Bay Buccaneers.....	W	14-13	56,340	Raymond James Stadium
Dec. 7	PITTSBURGH STEELERS.....	L	21-42	65,512	Paul Brown Stadium
Dec. 14	at Cleveland Browns.....	W	30-0	67,431	FirstEnergy Stadium
Dec. 22	DENVER BRONCOS.....	W	37-28	66,107	Paul Brown Stadium/Monday night
Dec. 28	at Pittsburgh Steelers.....	L	17-27	64,697	Heinz Field/Sunday night (flexed from 1)
REGULAR-SEASON TOTALS		10-5-1	365-344	—	Regular-season home att.: 485,628
AFC WILD CARD PLAYOFF					
Jan. 4	at Indianapolis Colts.....	L	10-26	63,385	Lucas Oil Stadium

## 2015

### 12-4-0 (6-2 HOME, 6-2 ROAD) 1ST IN AFC NORTH

HEAD COACH: MARVIN LEWIS					
DATE	OPPONENT	W-L	SCORE	ATT.	STADIUM/NOTES
Sept. 13	at Oakland Raiders.....	W	33-13	54,500	O.co Coliseum
Sept. 20	SAN DIEGO CHARGERS.....	W	24-19	57,579	Paul Brown Stadium
Sept. 27	at Baltimore Ravens.....	W	28-24	70,970	M&T Bank Stadium
Oct. 4	KANSAS CITY CHIEFS.....	W	36-21	57,498	Paul Brown Stadium
Oct. 11	SEATTLE SEAHAWKS.....	W	*27-24	65,004	Paul Brown Stadium/*OT
Oct. 18	at Buffalo Bills.....	W	34-21	69,593	Ralph Wilson Stadium
Oct. 25	— BYE —				
Nov. 1	at Pittsburgh Steelers.....	W	16-10	64,750	Heinz Field
Nov. 5	CLEVELAND BROWNS.....	W	31-10	65,816	Paul Brown Stadium/Thursday night
Nov. 16	HOUSTON TEXANS.....	L	6-10	61,381	Paul Brown Stadium/Monday night
Nov. 22	at Arizona Cardinals.....	L	31-34	64,745	U. of Phoenix Stad./Sun. night (flexed from 4)
Nov. 29	ST. LOUIS RAMS.....	W	31-7	61,022	Paul Brown Stadium
Dec. 6	at Cleveland Browns.....	W	37-3	64,775	FirstEnergy Stadium
Dec. 13	PITTSBURGH STEELERS.....	L	20-33	65,564	Paul Brown Stadium
Dec. 20	at San Francisco 49ers.....	W	24-14	70,799	Levi's Stadium (flexed from 8:30 to 4:25)
Dec. 28	at Denver Broncos.....	L	*17-20	76,868	Spts. Authority Fd. at M.H./Mon. night/*OT
Jan. 3	BALTIMORE RAVENS.....	W	24-16	57,254	Paul Brown Stadium
REGULAR-SEASON TOTALS		12-4-0	419-279	—	Regular-season home att.: 491,118
AFC WILD CARD PLAYOFF					
Jan. 9	PITTSBURGH STEELERS.....	L	16-18	63,257	Paul Brown Stadium/Saturday night



**2016****6-9-1 (4-3 HOME, 2-6 ROAD, 0-0-1 NEUTRAL)****3RD IN AFC NORTH****HEAD COACH: MARVIN LEWIS**

DATE	OPPONENT	W-L	SCORE	ATT.	STADIUM/NOTES
Sept. 11	at N.Y. Jets .....	W	23-22	78,160	MetLife Stadium
Sept. 18	at Pittsburgh Steelers .....	L	16-24	65,072	Heinz Field
Sept. 25	DENVER BRONCOS .....	L	17-29	63,850	Paul Brown Stadium
Sept. 29	MIAMI DOLPHINS .....	W	22-7	60,834	Paul Brown Stadium/Thursday night
Oct. 9	at Dallas Cowboys .....	L	14-28	91,653	AT&T Stadium
Oct. 16	at New England Patriots .....	L	17-35	66,829	Gillette Stadium
Oct. 23	CLEVELAND BROWNS .....	W	31-17	65,047	Paul Brown Stadium
Oct. 30	VS. WASHINGTON REDSKINS ...	T	*27-27	84,488	Wembley Stadium (London, England)*OT
Nov. 6	— BYE —				
Nov. 14	at N.Y. Giants .....	L	20-21	76,218	MetLife Stadium/Monday night
Nov. 20	BUFFALO BILLS .....	L	12-16	61,356	Paul Brown Stadium
Nov. 27	at Baltimore Ravens .....	L	14-19	70,903	M&T Bank Stadium
Dec. 4	PHILADELPHIA EAGLES .....	W	32-14	55,456	Paul Brown Stadium
Dec. 11	at Cleveland Browns .....	W	23-10	60,028	FirstEnergy Stadium
Dec. 18	PITTSBURGH STEELERS .....	L	20-24	62,096	Paul Brown Stadium (flexed from 8:25 to 1)
Dec. 24	at Houston Texans .....	L	10-12	71,836	NRG Stadium/Saturday night
Jan. 1	BALTIMORE RAVENS .....	W	27-10	54,944	Paul Brown Stadium

REGULAR-SEASON TOTALS      6-9-1      325-315      —      Reg.-season home att.: 423,583 (7 games)

**2017****7-9-0 (4-4 HOME, 3-5 ROAD)****3RD IN AFC NORTH****HEAD COACH: MARVIN LEWIS**

DATE	OPPONENT	W-L	SCORE	ATT.	STADIUM/NOTES
Sept. 10	BALTIMORE RAVENS .....	L	0-20	55,254	Paul Brown Stadium
Sept. 14	HOUSTON TEXANS .....	L	9-13	52,942	Paul Brown Stadium/Thursday night
Sept. 24	at Green Bay Packers .....	L	*24-27	78,323	Lambeau Field/*OT
Oct. 1	at Cleveland Browns .....	W	31-7	67,431	FirstEnergy Stadium
Oct. 8	BUFFALO BILLS .....	W	20-16	52,367	Paul Brown Stadium
Oct. 15	— BYE —				
Oct. 22	at Pittsburgh Steelers .....	L	14-29	65,363	Heinz Field
Oct. 29	INDIANAPOLIS COLTS .....	W	24-23	57,901	Paul Brown Stadium
Nov. 5	at Jacksonville Jaguars .....	L	7-23	60,720	EverBank Field
Nov. 12	at Tennessee Titans .....	L	20-24	67,432	Nissan Stadium
Nov. 19	at Denver Broncos .....	W	20-17	75,707	Sports Authority Field at Mile High
Nov. 26	CLEVELAND BROWNS .....	W	30-16	51,710	Paul Brown Stadium
Dec. 4	PITTSBURGH STEELERS .....	L	20-23	56,029	Paul Brown Stadium/Monday night
Dec. 10	CHICAGO BEARS .....	L	7-33	52,002	Paul Brown Stadium
Dec. 17	at Minnesota Vikings .....	L	7-34	66,833	U.S. Bank Stadium
Dec. 24	DETROIT LIONS .....	W	26-17	47,732	Paul Brown Stadium
Dec. 31	at Baltimore Ravens .....	W	31-27	70,507	M&T Bank Stadium

REGULAR-SEASON TOTALS      7-9-0      290-349      —      Regular-season home att.: 425,937

**2018****6-10-0 (4-4 HOME, 2-6 ROAD)****4TH IN AFC NORTH****HEAD COACH: MARVIN LEWIS**

DATE	OPPONENT	W-L	SCORE	ATT.	STADIUM/NOTES
Sept. 9	at Indianapolis Colts .....	W	34-23	58,699	Lucas Oil Stadium
Sept. 13	BALTIMORE RAVENS .....	W	34-23	50,018	Paul Brown Stadium/Thursday night
Sept. 23	at Carolina Panthers .....	L	21-31	72,161	Bank of America Stadium
Sept. 30	at Atlanta Falcons .....	W	37-36	71,985	Mercedes-Benz Stadium
Oct. 7	MIAMI DOLPHINS .....	W	27-17	52,708	Paul Brown Stadium
Oct. 14	PITTSBURGH STEELERS .....	L	21-28	60,594	Paul Brown Stadium
Oct. 21	at Kansas City Chiefs .....	L	10-45	75,676	Arrowhead Stad./Sun. night (flexed from 1)
Oct. 28	TAMPA BAY BUCCANEERS .....	W	37-34	45,134	Paul Brown Stadium
Nov. 4	— BYE —				
Nov. 11	NEW ORLEANS SAINTS .....	L	14-51	52,492	Paul Brown Stadium
Nov. 18	at Baltimore Ravens .....	L	21-24	70,077	M&T Bank Stadium
Nov. 25	CLEVELAND BROWNS .....	L	20-35	56,122	Paul Brown Stadium
Dec. 2	DENVER BRONCOS .....	L	10-24	44,392	Paul Brown Stadium
Dec. 9	at L.A. Chargers .....	L	21-26	25,358	StubHub Center
Dec. 16	OAKLAND RAIDERS .....	W	30-16	44,568	Paul Brown Stadium
Dec. 23	at Cleveland Browns .....	L	18-26	67,431	FirstEnergy Stadium
Dec. 30	at Pittsburgh Steelers .....	L	13-16	63,874	Heinz Field

REGULAR-SEASON TOTALS      6-10-0      368-455      —      Regular-season home att.: 406,028

**ALL-TIME RESULTS — PRESEASON****All-time preseason record: 109-115-2**

(All games listed are night games unless noted otherwise. Opponents are capitalized for games in which the Bengals were the home team, including those games played at neutral sites.)

1968 (2-3-0)				
DATE	OPPONENT	W-L	SCORE	NOTES
Aug. 3	KANSAS CITY CHIEFS.....	L	14-38	
Aug. 10	at Denver Broncos.....	L	13-15	
Aug. 17	BUFFALO BILLS.....	L	6-10	
Aug. 25	vs. Pittsburgh Steelers.....	W	19-3	Afternoon game/at Morgantown, W.Va.
Aug. 30	VS. N.Y. JETS.....	W	13-9	At Memphis, Tenn.
1969 (3-2-0)				
DATE	OPPONENT	W-L	SCORE	NOTES
Aug. 10	vs. Boston Patriots.....	L	13-21	Afternoon game/at Bowling Green, Ohio
Aug. 16	vs. Kansas City Chiefs.....	L	7-23	At Jackson, Miss.
Aug. 23	MIAMI DOLPHINS.....	W	28-21	
Aug. 30	at Pittsburgh Steelers.....	W	23-13	
Sept. 6	DENVER BRONCOS.....	W	13-11	
1970 (2-3-1)				
DATE	OPPONENT	W-L	SCORE	NOTES
Aug. 8	WASHINGTON REDSKINS.....	W	27-12	
Aug. 15	at Miami Dolphins.....	L	10-20	
Aug. 22	at St. Louis Cardinals.....	L	20-41	
Aug. 29	CLEVELAND BROWNS.....	W	31-24	
Sept. 5	at Green Bay Packers.....	T	10-10	At Milwaukee
Sept. 12	DETROIT LIONS.....	L	14-31	
1971 (5-0-1)				
DATE	OPPONENT	W-L	SCORE	NOTES
Aug. 7	at Miami Dolphins.....	W	27-10	
Aug. 14	at Detroit Lions.....	W	31-24	
Aug. 23	PITTSBURGH STEELERS.....	W	20-13	
Aug. 28	ST. LOUIS CARDINALS.....	W	22-21	
Sept. 4	GREEN BAY PACKERS.....	W	27-24	
Sept. 11	at Washington Redskins.....	T	17-17	
1972 (3-3-0)				
DATE	OPPONENT	W-L	SCORE	NOTES
Aug. 5	at Green Bay Packers.....	L	14-24	
Aug. 12	DETROIT LIONS.....	W	28-20	
Aug. 19	MIAMI DOLPHINS.....	L	17-35	
Aug. 28	at Philadelphia Eagles.....	W	34-20	
Sept. 3	VS. CLEVELAND BROWNS.....	W	27-21	Afternoon game/at Columbus, Ohio
Sept. 9	ATLANTA FALCONS.....	L	14-44	
1973 (4-2-0)				
DATE	OPPONENT	W-L	SCORE	NOTES
Aug. 4	at Miami Dolphins.....	L	13-14	
Aug. 11	PHILADELPHIA EAGLES.....	W	45-21	
Aug. 19	vs. Cleveland Browns.....	L	6-24	Afternoon game/at Columbus, Ohio
Aug. 24	at Detroit Lions.....	W	17-10	
Sept. 1	ATLANTA FALCONS.....	W	31-20	
Sept. 8	GREEN BAY PACKERS.....	W	13-10	
1974 (4-2-0)				
DATE	OPPONENT	W-L	SCORE	NOTES
Aug. 3	MIAMI DOLPHINS.....	W	19-13	
Aug. 10	PHILADELPHIA EAGLES.....	W	35-21	
Aug. 17	at Atlanta Falcons.....	W	*13-7	*OT
Aug. 26	DETROIT LIONS.....	W	27-14	
Sept. 1	VS. CLEVELAND BROWNS.....	L	17-21	Afternoon game/at Columbus, Ohio
Sept. 6	at Green Bay Packers.....	L	24-26	At Milwaukee
1975 (4-3-0)				
DATE	OPPONENT	W-L	SCORE	NOTES
Aug. 2	VS. WASHINGTON REDSKINS.....	L	9-17	Afternoon game/Hall of Fame Game at Canton, Ohio
Aug. 9	at Miami Dolphins.....	L	3-7	
Aug. 15	at Buffalo Bills.....	W	38-28	
Aug. 23	GREEN BAY PACKERS.....	W	27-10	
Aug. 28	at Philadelphia Eagles.....	L	20-30	
Sept. 6	at Detroit Lions.....	W	22-14	Afternoon game
Sept. 13	NEW ORLEANS SAINTS.....	W	20-0	
1976 (4-2-0)				
DATE	OPPONENT	W-L	SCORE	NOTES
July 31	at Green Bay Packers.....	W	23-17	
Aug. 7	BUFFALO BILLS.....	W	31-10	
Aug. 14	DETROIT LIONS.....	W	26-14	
Aug. 22	at Minnesota Vikings.....	L	17-23	Afternoon game
Aug. 28	at New Orleans Saints.....	L	10-13	
Sept. 4	at Tampa Bay Buccaneers.....	W	24-13	
1977 (5-1-0)				
DATE	OPPONENT	W-L	SCORE	NOTES
Aug. 6	at Green Bay Packers.....	L	20-23	
Aug. 13	TAMPA BAY BUCCANEERS.....	W	45-0	
Aug. 21	at Detroit Lions.....	W	17-13	Afternoon game
Aug. 27	at St. Louis Cardinals.....	W	33-9	
Sept. 3	MINNESOTA VIKINGS.....	W	26-7	
Sept. 10	at Chicago Bears.....	W	24-6	

1978 (2-2-0)				
DATE	OPPONENT	W-L	SCORE	NOTES
Aug. 5	at Tampa Bay Buccaneers.....	L	0-17	
Aug. 12	DETROIT LIONS.....	L	10-14	
Aug. 19	CHICAGO BEARS.....	W	27-3	
Aug. 26	at Green Bay Packers.....	W	17-14	At Milwaukee
1979 (2-2-0)				
DATE	OPPONENT	W-L	SCORE	NOTES
Aug. 4	at Detroit Lions.....	W	40-28	
Aug. 11	GREEN BAY PACKERS.....	W	20-5	
Aug. 18	at Chicago Bears.....	L	13-17	
Aug. 25	TAMPA BAY BUCCANEERS.....	L	13-24	
1980 (1-3-0)				
DATE	OPPONENT	W-L	SCORE	NOTES
Aug. 9	at Denver Broncos.....	L	6-17	
Aug. 16	CHICAGO BEARS.....	W	21-3	
Aug. 23	at Tampa Bay Buccaneers.....	L	*14-20	*OT
Aug. 30	DETROIT LIONS.....	L	10-15	
1981 (2-2-0)				
DATE	OPPONENT	W-L	SCORE	NOTES
Aug. 8	at Tampa Bay Buccaneers.....	W	24-17	
Aug. 15	at Detroit Lions.....	W	30-20	
Aug. 22	at Chicago Bears.....	L	21-24	
Aug. 29	DENVER BRONCOS.....	L	20-24	
1982 (1-3-0)				
DATE	OPPONENT	W-L	SCORE	NOTES
Aug. 13	at Kansas City Chiefs.....	L	20-26	
Aug. 20	at Green Bay Packers.....	L	27-41	At Milwaukee
Aug. 28	DETROIT LIONS.....	L	23-27	
Sept. 3	WASHINGTON REDSKINS.....	W	28-21	
1983 (0-4-0)				
DATE	OPPONENT	W-L	SCORE	NOTES
Aug. 6	KANSAS CITY CHIEFS.....	L	7-24	
Aug. 12	at Washington Redskins.....	L	23-27	
Aug. 18	N.Y. JETS.....	L	*17-20	*OT
Aug. 27	at Detroit Lions.....	L	7-34	
1984 (3-1-0)				
DATE	OPPONENT	W-L	SCORE	NOTES
Aug. 4	at N.Y. Jets.....	W	21-15	
Aug. 11	at Tampa Bay Buccaneers.....	L	13-21	
Aug. 18	at Chicago Bears.....	W	25-17	
Aug. 24	DETROIT LIONS.....	W	35-14	
1985 (2-2-0)				
DATE	OPPONENT	W-L	SCORE	NOTES
Aug. 10	KANSAS CITY CHIEFS.....	L	27-35	
Aug. 17	N.Y. JETS.....	W	24-20	
Aug. 23	at Detroit Lions.....	L	17-31	
Aug. 30	at Indianapolis Colts.....	W	31-21	
1986 (1-3-0)				
DATE	OPPONENT	W-L	SCORE	NOTES
Aug. 9	at Kansas City Chiefs.....	L	0-20	
Aug. 16	at N.Y. Jets.....	L	17-28	
Aug. 23	GREEN BAY PACKERS.....	W	34-12	
Aug. 29	DETROIT LIONS.....	L	20-30	
1987 (2-2-0)				
DATE	OPPONENT	W-L	SCORE	NOTES
Aug. 15	at Tampa Bay Buccaneers.....	W	31-30	
Aug. 22	at Detroit Lions.....	L	9-23	
Aug. 29	at Green Bay Packers.....	W	28-20	
Sept. 4	NEW ORLEANS SAINTS.....	L	14-26	
1988 (4-1-0)				
DATE	OPPONENT	W-L	SCORE	NOTES
July 30	vs. Los Angeles Rams.....	W	14-7	Afternoon game/Hall of Fame Game at Canton, Ohio
Aug. 6	at Kansas City Chiefs.....	L	21-34	
Aug. 13	at Buffalo Bills.....	W	24-13	
Aug. 20	DETROIT LIONS.....	W	24-7	
Aug. 26	at New England Patriots.....	W	27-21	
1989 (2-2-0)				
DATE	OPPONENT	W-L	SCORE	NOTES
Aug. 13	BUFFALO BILLS.....	W	24-20	
Aug. 19	at Detroit Lions.....	W	35-3	
Aug. 28	at New Orleans Saints.....	L	10-27	
Sept. 1	at Minnesota Vikings.....	L	10-17	
1990 (1-3-0)				
DATE	OPPONENT	W-L	SCORE	NOTES
Aug. 11	at Tampa Bay Buccaneers.....	L	17-30	
Aug. 18	at Atlanta Falcons.....	L	17-34	
Aug. 24	at New England Patriots.....	W	*13-10	*OT
Aug. 31	DETROIT LIONS.....	L	24-26	

1991 (2-2-0)				
DATE	OPPONENT	W-L	SCORE	NOTES
Aug. 2	at Detroit Lions.....	L	20-24	
Aug. 10	PHILADELPHIA EAGLES.....	L	24-29	
Aug. 17	MINNESOTA VIKINGS.....	W	*27-24	*OT
Aug. 24	at Green Bay Packers.....	W	*19-16	At Milwaukee/OT
1992 (2-2-0)				
DATE	OPPONENT	W-L	SCORE	NOTES
Aug. 9	at N.Y. Giants.....	L	7-13	
Aug. 15	at Philadelphia Eagles.....	L	17-27	
Aug. 22	INDIANAPOLIS COLTS.....	W	20-0	
Aug. 28	DETROIT LIONS.....	W	34-17	
1993 (2-2-0)				
DATE	OPPONENT	W-L	SCORE	NOTES
Aug. 7	N.Y. GIANTS.....	L	16-27	
Aug. 14	at Indianapolis Colts.....	W	24-7	
Aug. 20	at Detroit Lions.....	L	7-30	
Aug. 27	PHILADELPHIA EAGLES.....	W	23-3	
1994 (1-3-0)				
DATE	OPPONENT	W-L	SCORE	NOTES
Aug. 6	at Tampa Bay Buccaneers.....	L	16-17	
Aug. 13	INDIANAPOLIS COLTS.....	L	21-26	
Aug. 20	at Philadelphia Eagles.....	L	7-17	
Aug. 26	DETROIT LIONS.....	W	38-14	
1995 (1-3-0)				
DATE	OPPONENT	W-L	SCORE	NOTES
Aug. 4	at Indianapolis Colts.....	W	34-21	
Aug. 11	TAMPA BAY BUCCANEERS.....	L	7-31	
Aug. 17	at Detroit Lions.....	L	13-20	
Aug. 25	N.Y. JETS.....	L	24-30	
1996 (2-2-0)				
DATE	OPPONENT	W-L	SCORE	NOTES
Aug. 3	INDIANAPOLIS COLTS.....	W	28-25	
Aug. 10	at Arizona Cardinals.....	L	10-13	
Aug. 16	at Washington Redskins.....	W	28-7	
Aug. 23	DETROIT LIONS.....	L	17-24	Last game at "Riverfront" Stadium; renamed Cinergy Field for '96 regular season
1997 (2-2-0)				
DATE	OPPONENT	W-L	SCORE	NOTES
Aug. 1	at Indianapolis Colts.....	L	16-20	
Aug. 8	at Detroit Lions.....	W	27-23	
Aug. 16	MINNESOTA VIKINGS.....	W	37-13	
Aug. 22	SEATTLE SEAHAWKS.....	L	28-31	
1998 (1-3-0)				
DATE	OPPONENT	W-L	SCORE	NOTES
Aug. 8	at N.Y. Giants.....	L	17-24	
Aug. 17	INDIANAPOLIS COLTS.....	L	27-30	
Aug. 22	DETROIT LIONS.....	W	33-19	
Aug. 28	at Atlanta Falcons.....	L	0-17	
1999 (0-4-0)				
DATE	OPPONENT	W-L	SCORE	NOTES
Aug. 14	at Indianapolis Colts.....	L	17-20	
Aug. 20	at Detroit Lions.....	L	0-16	
Aug. 28	BUFFALO BILLS.....	L	3-30	
Sept. 3	ATLANTA FALCONS.....	L	16-28	
2000 (1-3-0)				
DATE	OPPONENT	W-L	SCORE	NOTES
Aug. 4	at Buffalo Bills.....	L	20-21	
Aug. 11	at Atlanta Falcons.....	L	16-31	
Aug. 19	CHICAGO BEARS.....	W	24-20	
Aug. 25	DETROIT LIONS.....	L	13-21	
2001 (1-3-0)				
DATE	OPPONENT	W-L	SCORE	NOTES
Aug. 4	at Chicago Bears.....	L	*13-16	*OT
Aug. 10	at Detroit Lions.....	W	27-24	
Aug. 25	BUFFALO BILLS.....	L	10-20	
Aug. 30	INDIANAPOLIS COLTS.....	L	17-23	
2002 (2-2-0)				
DATE	OPPONENT	W-L	SCORE	NOTES
Aug. 9	at Buffalo Bills.....	W	24-17	
Aug. 17	at Indianapolis Colts.....	W	22-10	
Aug. 24	NEW ORLEANS SAINTS.....	L	23-31	
Aug. 29	ATLANTA FALCONS.....	L	14-27	
2003 (1-3-0)				
DATE	OPPONENT	W-L	SCORE	NOTES
Aug. 10	at N.Y. Jets.....	L	13-28	Afternoon game
Aug. 16	DETROIT LIONS.....	W	23-10	
Aug. 23	TENNESSEE TITANS.....	L	15-23	
Aug. 29	at Indianapolis Colts.....	L	20-21	

(All-time results — preseason, continued)

#### 2004 (2-2-0)

DATE	OPPONENT	W-L	SCORE	NOTES
Aug. 16	at Tampa Bay Buccaneers	L	6-20	
Aug. 21	NEW ENGLAND PATRIOTS	W	31-3	
Aug. 28	at Atlanta Falcons	L	10-37	
Sept. 3	INDIANAPOLIS COLTS	W	16-13	

#### 2005 (2-2-0)

DATE	OPPONENT	W-L	SCORE	NOTES
Aug. 12	NEW ENGLAND PATRIOTS	L	13-23	
Aug. 19	at Washington Redskins	W	24-17	
Aug. 26	at Philadelphia Eagles	L	17-27	
Sept. 2	INDIANAPOLIS COLTS	W	38-0	

#### 2006 (4-0-0)

DATE	OPPONENT	W-L	SCORE	NOTES
Aug. 13	WASHINGTON REDSKINS	W	19-3	
Aug. 18	at Buffalo Bills	W	44-31	
Aug. 28	GREEN BAY PACKERS	W	48-17	
Sept. 1	at Indianapolis Colts	W	20-3	

#### 2007 (1-3-0)

DATE	OPPONENT	W-L	SCORE	NOTES
Aug. 9	at Detroit Lions	L	26-27	
Aug. 18	NEW ORLEANS SAINTS	L	19-27	
Aug. 27	at Atlanta Falcons	L	19-24	
Aug. 31	INDIANAPOLIS COLTS	W	14-6	

#### 2008 (2-2-0)

DATE	OPPONENT	W-L	SCORE	NOTES
Aug. 11	at Green Bay Packers	W	20-17	
Aug. 17	DETROIT LIONS	L	10-27	
Aug. 23	NEW ORLEANS SAINTS	L	0-13	
Aug. 28	at Indianapolis Colts	W	27-7	

#### 2009 (2-2-0)

DATE	OPPONENT	W-L	SCORE	NOTES
Aug. 14	at New Orleans Saints	L	7-17	
Aug. 20	at New England Patriots	W	7-6	
Aug. 27	ST. LOUIS RAMS	L	21-24	
Sept. 3	INDIANAPOLIS COLTS	W	38-7	

#### 2010 (3-2-0)

DATE	OPPONENT	W-L	SCORE	NOTES
Aug. 8	VS. DALLAS COWBOYS	L	7-16	Hall of Fame Game at Canton, Ohio
Aug. 15	DENVER BRONCOS	W	33-24	
Aug. 20	PHILADELPHIA EAGLES	W	22-9	
Aug. 28	at Buffalo Bills	L	20-35	
Sept. 2	at Indianapolis Colts	W	30-28	

#### 2011 (1-3-0)

DATE	OPPONENT	W-L	SCORE	NOTES
Aug. 12	at Detroit Lions	L	3-34	
Aug. 21	at N.Y. Jets	L	7-27	
Aug. 25	CAROLINA PANTHERS	W	24-13	
Sept. 1	INDIANAPOLIS COLTS	L	13-17	

#### 2012 (2-2-0)

DATE	OPPONENT	W-L	SCORE	NOTES
Aug. 10	N.Y. JETS	W	17-6	
Aug. 16	at Atlanta Falcons	W	24-19	
Aug. 23	GREEN BAY PACKERS	L	13-27	
Aug. 30	at Indianapolis Colts	L	16-20	

#### 2013 (3-1-0)

DATE	OPPONENT	W-L	SCORE	NOTES
Aug. 8	at Atlanta Falcons	W	34-10	
Aug. 17	TENNESSEE TITANS	W	27-19	
Aug. 24	at Dallas Cowboys	L	18-24	
Aug. 29	INDIANAPOLIS COLTS	W	27-10	

#### 2014 (2-2-0)

DATE	OPPONENT	W-L	SCORE	NOTES
Aug. 7	at Kansas City Chiefs	L	39-41	
Aug. 16	N.Y. JETS	L	17-25	
Aug. 24	at Arizona Cardinals	W	19-13	
Aug. 28	INDIANAPOLIS COLTS	W	35-7	

#### 2015 (3-1-0)

DATE	OPPONENT	W-L	SCORE	NOTES
Aug. 14	N.Y. GIANTS	W	23-10	
Aug. 24	at Tampa Bay Buccaneers	L	11-25	
Aug. 29	CHICAGO BEARS	W	21-10	
Sept. 3	at Indianapolis Colts	W	9-6	

#### 2016 (1-3-0)

DATE	OPPONENT	W-L	SCORE	NOTES
Aug. 12	MINNESOTA VIKINGS	L	16-17	
Aug. 18	at Detroit Lions	W	30-14	
Aug. 28	at Jacksonville Jaguars	L	21-26	
Sept. 1	INDIANAPOLIS COLTS	L	10-13	

#### 2017 (1-3-0)

DATE	OPPONENT	W-L	SCORE	NOTES
Aug. 11	TAMPA BAY BUCCANEERS	W	23-12	
Aug. 19	KANSAS CITY CHIEFS	L	12-30	
Aug. 27	at Washington Redskins	L	17-23	
Aug. 31	at Indianapolis Colts	L	6-7	

#### 2018 (3-1-0)

DATE	OPPONENT	W-L	SCORE	NOTES
Aug. 9	CHICAGO BEARS	W	30-27	
Aug. 18	at Dallas Cowboys	W	21-13	
Aug. 26	at Buffalo Bills	W	26-13	
Aug. 30	INDIANAPOLIS COLTS	L	26-27	

## ALL-TIME RESULTS — BY OPPONENT

(The years listed are the seasons in which games were scheduled, not necessarily the calendar years in which games were played.)

### ARIZONA CARDINALS

Bengals lead regular-season series, 6-5-0

(Cardinals franchise known as Phoenix prior to 1994 and in St. Louis prior to 1988)

YEAR	DATE	SITE	W-L	SCORE
1973	Nov. 25	Cincinnati	W	42-24
1979	Nov. 25	Cincinnati	W	34-28
1985	Sept. 15	St. Louis	L	27-41
1988	Sept. 4	Cincinnati	W	21-14
1994	Dec. 18	Arizona	L	7-28
1997	Aug. 31	Cincinnati	W	24-21
2000	Dec. 3	Cincinnati	W	24-13
2003	Nov. 2	Arizona	L	14-17
2007	Nov. 18	Cincinnati	L	27-35
2011	Dec. 24	Cincinnati	W	23-16
2015	Nov. 22	Arizona	L	31-34

### ATLANTA FALCONS

Bengals lead regular-season series, 9-5-0

YEAR	DATE	SITE	W-L	SCORE
1971	Nov. 7	Cincinnati	L	6-9
1975	Oct. 26	Atlanta	W	21-14
1978	Dec. 3	Cincinnati	W	37-7
1981	Dec. 20	Atlanta	W	30-28
1984	Nov. 25	Cincinnati	W	35-14
1987	Nov. 15	Atlanta	W	16-10
1990	Oct. 28	Atlanta	L	17-38
1993	Dec. 26	Cincinnati	W	21-17
1996	Nov. 24	Cincinnati	W	41-31
2002	Sept. 22	Atlanta	L	3-30
2006	Oct. 29	Cincinnati	L	27-29
2010	Oct. 24	Atlanta	L	32-39
2014	Sept. 14	Cincinnati	W	24-10
2018	Sept. 30	Atlanta	W	37-36

### BALTIMORE RAVENS

Regular-season series tied, 23-23-0

YEAR	DATE	SITE	W-L	SCORE
1996	Nov. 3	Baltimore	W	24-21
	Dec. 8	Cincinnati	W	21-14
1997	Sept. 7	Baltimore	L	10-23
	Dec. 21	Cincinnati	W	16-14
1998	Sept. 27	Baltimore	W	24-31
	Nov. 22	Cincinnati	L	13-20
1999	Nov. 21	Cincinnati	L	31-34
	Dec. 26	Baltimore	L	0-22
2000	Sept. 24	Baltimore	L	0-37
	Nov. 5	Cincinnati	L	7-27
2001	Sept. 23	Cincinnati	W	21-10
	Dec. 23	Baltimore	L	0-16
2002	Nov. 10	Baltimore	L	27-38
	Dec. 1	Cincinnati	L	23-27
2003	Oct. 19	Cincinnati	W	34-26
	Dec. 7	Baltimore	L	13-31
2004	Sept. 26	Cincinnati	L	9-23
	Dec. 5	Baltimore	W	27-26
2005	Nov. 6	Baltimore	W	21-9
	Nov. 27	Cincinnati	W	42-29
2006	Nov. 5	Baltimore	L	20-26
	Nov. 30	Cincinnati	W	13-7
2007	Sept. 10	Cincinnati	W	27-20
	Nov. 11	Baltimore	W	21-7
2008	Sept. 7	Baltimore	L	10-17
	Nov. 30	Cincinnati	L	3-34
2009	Oct. 11	Baltimore	W	17-14
	Nov. 8	Cincinnati	W	17-7
2010	Sept. 19	Cincinnati	W	15-10
	Jan. 2	Baltimore	L	7-13
2011	Nov. 20	Baltimore	L	24-31
	Jan. 1	Cincinnati	L	16-24
2012	Sept. 10	Baltimore	L	13-44
	Dec. 30	Cincinnati	W	23-17
2013	Nov. 10	Baltimore	L (OT)	17-20
	Dec. 29	Cincinnati	W	34-17
2014	Sept. 7	Baltimore	W	23-16
	Oct. 26	Cincinnati	W	27-24
2015	Sept. 27	Baltimore	W	28-24
	Jan. 3	Cincinnati	W	24-16
2016	Nov. 27	Baltimore	L	14-19
	Jan. 1	Cincinnati	W	27-10
2017	Sept. 10	Cincinnati	L	0-20
	Dec. 31	Baltimore	W	31-27
2018	Sept. 13	Cincinnati	W	34-23
	Nov. 18	Baltimore	L	21-24

### BUFFALO BILLS

Bills lead regular-season series, 16-13-0

Bengals lead postseason series, 2-0

YEAR	DATE	SITE	W-L	SCORE
1968	Sept. 22	Cincinnati	W	34-23
1969	Nov. 30	Buffalo	L	13-16
1970	Nov. 8	Buffalo	W	43-14
1973	Nov. 11	Buffalo	W	16-13
1975	Nov. 17	Cincinnati	W	33-24
1978	Oct. 22	Buffalo	L	0-5
1979	Sept. 9	Buffalo	L	24-51
1980	Nov. 16	Cincinnati	L	0-14
1981	Sept. 27	Cincinnati	W (OT)	27-24
	Jan. 3	Cincinnati**	W	28-21
1983	Sept. 11	Cincinnati	L	6-10
1984	Dec. 16	Cincinnati	W	52-21
1985	Nov. 3	Buffalo	W	23-17
1986	Sept. 14	Cincinnati	W (OT)	36-33
1988	Nov. 27	Cincinnati	W	35-21
	Jan. 8	Cincinnati***	W	21-10
1989	Nov. 26	Buffalo	L	7-24
1991	Oct. 21	Buffalo	L	16-35
1996	Nov. 17	Buffalo	L	17-31
1998	Dec. 6	Cincinnati	L	20-33
2002	Dec. 29	Buffalo	L	9-27
2003	Oct. 5	Buffalo	L (OT)	16-22
2004	Dec. 19	Cincinnati	L	17-33
2005	Dec. 24	Cincinnati	L	27-37
2007	Nov. 4	Buffalo	L	21-33
2010	Nov. 21	Cincinnati	L	31-49
2011	Oct. 2	Cincinnati	W	23-20
2013	Oct. 13	Buffalo	W (OT)	27-24
2015	Oct. 18	Buffalo	W	34-21
2016	Nov. 20	Cincinnati	L	12-16
2017	Oct. 8	Cincinnati	W	20-16

\*\*AFC Divisional Playoff; \*\*\*AFC Championship

### CAROLINA PANTHERS

Panthers lead regular-season series, 3-2-1

YEAR	DATE	SITE	W-L	SCORE
1999	Sept. 26	Carolina	L	3-27
2002	Dec. 8	Carolina	L	31-52
2006	Oct. 22	Cincinnati	W	17-14
2010	Sept. 26	Carolina	W	20-7
2014	Oct. 12	Cincinnati	T (OT)	37-37
2018	Sept. 23	Carolina	L	21-31

**CLEVELAND BROWNS**

Bengals lead regular-season series, 50-41-0

YEAR	DATE	SITE	W-L	SCORE
1970	Oct. 11	Cleveland	L	27-30
	Nov. 15	Cincinnati	W	14-10
1971	Oct. 17	Cincinnati	L	24-27
	Dec. 5	Cleveland	L	27-31
1972	Oct. 1	Cleveland	L	6-27
	Dec. 9	Cincinnati	L	24-27
1973	Oct. 7	Cleveland	L	10-17
	Dec. 9	Cincinnati	W	34-17
1974	Sept. 15	Cincinnati	W	33-7
	Oct. 13	Cleveland	W	34-24
1975	Sept. 21	Cincinnati	W	24-17
	Nov. 23	Cleveland	L	23-35
1976	Oct. 3	Cleveland	W	45-24
	Oct. 31	Cincinnati	W	21-6
1977	Sept. 18	Cincinnati	L	3-13
	Nov. 6	Cleveland	W	10-7
1978	Sept. 10	Cleveland	L (OT)	10-13
	Dec. 17	Cincinnati	W	48-16
1979	Oct. 21	Cleveland	L	27-28
	Dec. 16	Cincinnati	W	16-12
1980	Nov. 23	Cleveland	L	7-31
	Dec. 21	Cincinnati	L	24-27
1981	Sept. 20	Cincinnati	L	17-20
	Nov. 29	Cleveland	W	41-21
1982	Sept. 27	Cleveland	CANCELED	
	Dec. 12	Cincinnati	W	23-10
1983	Sept. 15	Cleveland	L	7-17
	Oct. 23	Cincinnati	W	28-21
1984	Oct. 21	Cincinnati	W	12-9
	Dec. 2	Cleveland	W (OT)	20-17
1985	Nov. 10	Cincinnati	W	27-10
	Nov. 24	Cleveland	L	6-24
1986	Sept. 18	Cleveland	W	30-13
	Dec. 14	Cincinnati	L	3-34
1987	Oct. 18	Cincinnati	L	0-34
	Dec. 13	Cleveland	L	24-38
1988	Sept. 25	Cincinnati	W	24-17
	Oct. 30	Cleveland	L	16-23
1989	Sept. 25	Cincinnati	W	21-14
	Dec. 3	Cleveland	W	21-0
1990	Oct. 22	Cleveland	W	34-13
	Dec. 30	Cincinnati	W	21-14
1991	Sept. 15	Cleveland	L	13-14
	Nov. 3	Cincinnati	W	23-21
1992	Nov. 1	Cincinnati	W	30-10
	Dec. 6	Cleveland	L	21-37
1993	Sept. 5	Cleveland	L	14-27
	Oct. 17	Cincinnati	L	17-28
1994	Sept. 4	Cincinnati	L	20-28
	Oct. 23	Cleveland	L	13-37
1995	Oct. 29	Cincinnati	L (OT)	26-29
	Dec. 17	Cleveland	L	10-26
1999	Oct. 10	Cleveland	W	18-17
	Dec. 12	Cincinnati	W	44-28
2000	Sept. 10	Cincinnati	L	7-24
	Oct. 29	Cleveland	W	12-3
2001	Oct. 14	Cincinnati	W	24-14
	Nov. 25	Cleveland	L	0-18
2002	Sept. 15	Cleveland	L	7-20
	Nov. 17	Cincinnati	L	20-27
2003	Sept. 28	Cleveland	W	21-14
	Dec. 28	Cincinnati	L	14-22
2004	Oct. 17	Cleveland	L	17-34
	Nov. 28	Cincinnati	W	58-48
2005	Sept. 11	Cincinnati	W	27-13
	Dec. 11	Cincinnati	W	23-20
2006	Sept. 17	Cincinnati	W	34-17
	Nov. 26	Cleveland	W	30-0
2007	Sept. 16	Cleveland	L	45-51
	Dec. 23	Cincinnati	W	19-14
2008	Sept. 28	Cincinnati	L	12-20
	Dec. 21	Cleveland	W	14-0
2009	Oct. 4	Cleveland	W (OT)	23-20
	Nov. 29	Cincinnati	W	16-7
2010	Oct. 3	Cleveland	L	20-23
	Dec. 19	Cincinnati	W	19-17
2011	Sept. 11	Cleveland	W	27-17
	Nov. 27	Cincinnati	W	23-20
2012	Sept. 16	Cincinnati	W	34-27
	Oct. 14	Cleveland	L	24-34
2013	Sept. 29	Cleveland	L	6-17
	Nov. 17	Cincinnati	W	41-20
2014	Nov. 6	Cincinnati	L	3-24
	Dec. 14	Cleveland	W	30-0
2015	Nov. 5	Cincinnati	W	31-10
	Dec. 6	Cleveland	W	37-3
2016	Oct. 23	Cincinnati	W	31-17
	Dec. 11	Cleveland	W	23-10
2017	Oct. 1	Cleveland	W	31-7
	Nov. 26	Cincinnati	W	30-16
2018	Nov. 25	Cincinnati	L	20-35
	Dec. 23	Cleveland	L	18-26

**DALLAS COWBOYS**

Cowboys lead regular-season series, 8-4-0

YEAR	DATE	SITE	W-L	SCORE
1973	Nov. 4	Dallas	L	10-38
1979	Sept. 30	Dallas	L	13-38
1982	Oct. 24	Cincinnati	CANCELED	
1985	Dec. 8	Cincinnati	W	50-24
1988	Nov. 20	Dallas	W	38-24
1991	Oct. 13	Dallas	L	23-35
1994	Oct. 30	Cincinnati	L	20-23
1997	Dec. 14	Cincinnati	W	31-24
2000	Nov. 12	Dallas	L	6-23
2004	Nov. 7	Cincinnati	W	26-3
2008	Oct. 5	Dallas	L	22-31
2012	Dec. 9	Cincinnati	L	19-20
2016	Oct. 9	Dallas	L	14-28

**DENVER BRONCOS**

Broncos lead regular-season series, 22-10-0

YEAR	DATE	SITE	W-L	SCORE
1968	Sept. 15	Cincinnati	W	24-10
	Oct. 6	Denver	L	7-10
1969	Oct. 19	Cincinnati	L	23-30
	Dec. 14	Denver	L	16-27
1971	Nov. 14	Denver	W	24-10
1972	Oct. 8	Cincinnati	W	21-10
1973	Sept. 16	Denver	L	10-28
1975	Nov. 9	Denver	W	17-16
1976	Sept. 12	Cincinnati	W	17-7
1977	Oct. 23	Cincinnati	L	13-24
1979	Sept. 2	Denver	L	0-10
1981	Nov. 22	Cincinnati	W	38-21
1983	Oct. 16	Denver	L	17-24
1984	Sept. 2	Denver	L	17-20
1986	Nov. 30	Denver	L	28-34
1991	Sept. 1	Denver	L	14-45
1994	Nov. 27	Denver	L	13-15
1996	Sept. 29	Cincinnati	L	10-14
1997	Sept. 21	Denver	L	20-38
1998	Nov. 1	Cincinnati	L	26-33
2000	Oct. 22	Cincinnati	W	31-21
2003	Sept. 7	Cincinnati	L	10-30
2004	Oct. 25	Cincinnati	W	23-10
2006	Dec. 24	Denver	L	23-24
2009	Sept. 13	Cincinnati	L	7-12
2011	Sept. 18	Denver	L	22-24
2012	Nov. 4	Cincinnati	L	23-31
2014	Dec. 22	Cincinnati	W	37-28
2015	Dec. 28	Denver	L (OT)	17-20
2016	Sept. 25	Cincinnati	L	17-29
2017	Nov. 19	Denver	W	20-17
2018	Dec. 2	Cincinnati	L	10-24

**DETROIT LIONS**

Bengals lead regular-season series, 9-3-0

YEAR	DATE	SITE	W-L	SCORE
1970	Sept. 27	Detroit	L	3-38
1974	Dec. 8	Cincinnati	L	19-23
1983	Dec. 11	Cincinnati	W	17-9
1986	Nov. 2	Detroit	W	24-17
1989	Nov. 19	Cincinnati	W	42-7
1992	Nov. 22	Cincinnati	L	13-19
1998	Sept. 13	Detroit	W (OT)	34-28
2001	Oct. 28	Detroit	W	31-27
2005	Dec. 18	Detroit	W	41-17
2009	Dec. 6	Cincinnati	W	23-13
2013	Oct. 20	Detroit	W	27-24
2017	Dec. 24	Cincinnati	W	26-17

**GREEN BAY PACKERS**

Bengals lead regular-season series, 7-6-0

YEAR	DATE	SITE	W-L	SCORE
1971	Oct. 3	Green Bay	L	17-20
1976	Sept. 26	Cincinnati	W	28-7
1977	Oct. 9	Milwaukee	W	17-7
1980	Oct. 5	Green Bay	L	9-14
1983	Oct. 30	Cincinnati	W	34-14
1986	Oct. 5	Milwaukee	W	34-28
1992	Sept. 20	Green Bay	L	23-24
1995	Dec. 3	Green Bay	L	10-24
1998	Sept. 20	Cincinnati	L	6-13
2005	Oct. 30	Cincinnati	W	21-14
2009	Sept. 20	Green Bay	W	31-24
2013	Sept. 22	Cincinnati	W	34-30
2017	Sept. 24	Green Bay	L (OT)	24-27

**HOUSTON TEXANS**

Texans lead regular-season series, 6-4-0

Texans lead postseason series, 2-0

YEAR	DATE	SITE	W-L	SCORE
2002	Nov. 3	Houston	W	38-3
2003	Nov. 9	Cincinnati	W	34-27
2005	Oct. 2	Cincinnati	W	16-10
2008	Oct. 26	Houston	L	6-35
2009	Oct. 18	Cincinnati	L	17-28
2011	Dec. 11	Cincinnati	L	19-20
	Jan. 7	Houston*	L	10-31
2012	Jan. 5	Houston*	L	13-19
2014	Nov. 23	Houston	W	22-13
2015	Nov. 16	Cincinnati	L	6-10
2016	Dec. 24	Houston	L	10-12
2017	Sept. 14	Cincinnati	L	9-13

\*AFC Wild Card Playoff

**INDIANAPOLIS COLTS**

Colts lead regular-season series, 17-12-0

Colts lead postseason series, 2-0

(Colts franchise in Baltimore prior to 1984)

YEAR	DATE	SITE	W-L	SCORE
1970	Dec. 26	Baltimore**	L	0-17
1972	Nov. 19	Cincinnati	L	19-20
1974	Nov. 3	Baltimore	W	24-14
1976	Sept. 19	Baltimore	L	27-28
1979	Nov. 4	Baltimore	L	28-38
1980	Dec. 7	Cincinnati	W	34-33
1981	Oct. 11	Baltimore	W	41-19
1982	Dec. 5	Baltimore	W	20-17
1983	Oct. 2	Cincinnati	L	31-34
1987	Sept. 13	Indianapolis	W	23-21
1989	Oct. 22	Cincinnati	L	12-23
1990	Nov. 25	Cincinnati	L	20-34
1992	Dec. 27	Cincinnati	L	17-21
1993	Sept. 12	Cincinnati	L	6-9
1994	Nov. 20	Cincinnati	L	13-17
1995	Sept. 3	Indianapolis	W (OT)	24-21
1996	Dec. 22	Cincinnati	W	31-24
1997	Nov. 9	Indianapolis	W	28-13
1998	Dec. 13	Indianapolis	L	26-39
1999	Oct. 24	Indianapolis	L	10-31
2002	Oct. 6	Indianapolis	L	21-28
2005	Nov. 20	Cincinnati	L	37-45
2006	Dec. 18	Indianapolis	L	16-34
2008	Dec. 7	Indianapolis	L	3-35
2010	Nov. 14	Indianapolis	L	17-23
2011	Oct. 16	Cincinnati	W	27-17
2013	Dec. 8	Cincinnati	W	42-28
2014	Oct. 19	Indianapolis	L	0-27
	Jan. 4	Indianapolis*	L	10-26
2017	Oct. 29	Cincinnati	W	24-23
2018	Sept. 9	Indianapolis	W	34-23

\*AFC Wild Card Playoff; \*\*AFC Divisional Playoff

**JACKSONVILLE JAGUARS**

Jaguars lead regular-season series, 12-9-0

YEAR	DATE	SITE	W-L	SCORE
1995	Sept. 10	Cincinnati	W	24-17
	Nov. 26	Jacksonville	W	17-13
1996	Oct. 27	Cincinnati	W	28-21
	Dec. 1	Jacksonville	L	27-30
1997	Oct. 5	Jacksonville	L	13-21
	Nov. 23	Cincinnati	W	31-26
1998	Nov. 8	Jacksonville	L	11-24
	Nov. 29	Cincinnati	L	17-34
1999	Oct. 31	Cincinnati	L	10-41
	Jan. 2	Jacksonville	L	7-24
2000	Sept. 17	Jacksonville	L	0-13
	Dec. 17	Cincinnati	W	17-14
2001	Nov. 11	Jacksonville	L	13-30
	Dec. 9	Cincinnati	L	10-14
2002	Dec. 15	Cincinnati	L	15-29
2005	Oct. 9	Jacksonville	L	20-23
2008	Nov. 2	Cincinnati	W	21-19
2011	Oct. 9	Jacksonville	W	30-20
2012	Sept. 30	Jacksonville	W	27-10
2014	Nov. 2	Cincinnati	W	33-23
2017	Nov. 5	Jacksonville	L	7-23

**KANSAS CITY CHIEFS**

Bengals lead regular-season series, 15-14-0

YEAR	DATE	SITE	W-L	SCORE
1968	Oct. 13	Kansas City	L	3-13
	Nov. 10	Cincinnati	L	9-16
1969	Sept. 28	Cincinnati	W	24-19
	Oct. 26	Kansas City	L	22-42
1970	Oct. 18	Cincinnati	L	19-27
1972	Oct. 15	Kansas City	W	23-16
1973	Oct. 21	Cincinnati	W	14-6
1974	Nov. 24	Cincinnati	W	33-6
1976	Nov. 21	Kansas City	W	27-24
1977	Dec. 4	Kansas City	W	27-7
1978	Sept. 3	Cincinnati	L	23-24
1979	Oct. 7	Cincinnati	L	7-10
1980	Nov. 30	Kansas City	W	20-6
1983	Nov. 13	Kansas City	L	15-20
1984	Sept. 9	Cincinnati	L	22-27
1986	Sept. 7	Kansas City	L	14-24
1987	Dec. 6	Cincinnati	W (OT)	30-27
1988	Nov. 13	Kansas City	L	28-31
1989	Oct. 1	Kansas City	W	21-17
1993	Oct. 10	Kansas City	L	15-17
2003	Nov. 16	Cincinnati	W	24-19
2005	Jan. 1	Kansas City	L	3-37
2006	Sept. 10	Kansas City	W	23-10
2007	Oct. 14	Kansas City	L	20-27
2008	Dec. 28	Cincinnati	W	16-6
2009	Dec. 27	Cincinnati	W	17-10
2012	Nov. 18	Kansas City	W	28-6
2015	Oct. 4	Cincinnati	W	36-21
2018	Oct. 21	Kansas City	L	10-45

**MIAMI DOLPHINS**

Dolphins lead regular-season series, 15-7-0  
Dolphins lead postseason series, 1-0

YEAR	DATE	SITE	W-L	SCORE
1968	Oct. 20	Cincinnati	L	22-24
	Nov. 17	Miami	W	38-21
1969	Sept. 14	Cincinnati	W	27-21
1971	Oct. 10	Cincinnati	L	13-23
1973	Dec. 23	Miami**	L	16-34
1974	Dec. 2	Miami	L	3-24
1977	Nov. 20	Cincinnati	W	23-17
1978	Oct. 9	Miami	L	0-21
1980	Sept. 14	Miami	L	16-17
1982	Oct. 3	Cincinnati	CANCELED	
1983	Nov. 28	Miami	L	14-38
1987	Nov. 8	Cincinnati	L	14-20
1989	Oct. 15	Cincinnati	L	13-20
1991	Dec. 9	Miami	L	13-37
1994	Oct. 2	Cincinnati	L	7-23
1995	Oct. 1	Cincinnati	L	23-26
2000	Oct. 1	Cincinnati	L	16-31
2004	Sept. 19	Cincinnati	W	16-13
2007	Dec. 30	Miami	W	38-25
2010	Oct. 31	Cincinnati	L	14-22
2012	Oct. 7	Cincinnati	L	13-17
2013	Oct. 31	Miami	L (OT)	20-22
2016	Sept. 29	Cincinnati	W	22-7
2018	Oct. 7	Cincinnati	W	27-17

\*\*AFC Divisional Playoff

**MINNESOTA VIKINGS**

Vikings lead regular-season series, 7-6-0

YEAR	DATE	SITE	W-L	SCORE
1973	Dec. 2	Cincinnati	W	27-0
1977	Nov. 13	Minnesota	L	10-42
1980	Oct. 19	Cincinnati	W	14-0
1983	Dec. 17	Minnesota	L	14-20
1986	Nov. 23	Cincinnati	W	24-20
1989	Dec. 25	Minnesota	L	21-29
1992	Sept. 27	Cincinnati	L	7-42
1995	Dec. 24	Cincinnati	W	27-24
1998	Nov. 15	Minnesota	L	3-24
2005	Sept. 18	Cincinnati	W	37-8
2009	Dec. 13	Minnesota	L	10-30
2013	Dec. 22	Cincinnati	W	42-14
2017	Dec. 17	Minnesota	L	7-34

**NEW ENGLAND PATRIOTS**

Patriots lead regular-season series, 16-9-0  
(Patriots franchise in Boston prior to 1971)

YEAR	DATE	SITE	W-L	SCORE
1968	Dec. 1	Boston	L	14-33
1969	Nov. 16	Cincinnati	L	14-25
1970	Dec. 20	Cincinnati	W	45-7
1972	Sept. 17	New England	W	31-7
1975	Oct. 12	Cincinnati	W	27-10
1978	Oct. 15	Cincinnati	L	3-10
1979	Sept. 16	Cincinnati	L	14-20
1982	Oct. 10	New England	CANCELED	
1984	Oct. 14	New England	L	14-20
1985	Dec. 22	New England	L	23-34
1986	Dec. 7	New England	W	31-7
1988	Oct. 16	New England	L	21-27
1990	Sept. 23	Cincinnati	W	41-7
1991	Dec. 22	Cincinnati	W	29-7
1992	Dec. 20	Cincinnati	W	20-10
1993	Dec. 12	New England	L	2-7
1994	Sept. 18	Cincinnati	L	28-31
2000	Nov. 19	New England	L	13-16
2001	Sept. 9	Cincinnati	W	23-17
2004	Dec. 12	New England	L	28-35
2006	Oct. 1	Cincinnati	L	13-38
2007	Oct. 1	Cincinnati	L	13-34
2010	Sept. 12	New England	L	24-38
2013	Oct. 6	Cincinnati	W	13-6
2014	Oct. 5	New England	L	17-43
2016	Oct. 16	New England	L	17-35

**NEW ORLEANS SAINTS**

Regular-season series tied, 7-7-0

YEAR	DATE	SITE	W-L	SCORE
1970	Nov. 29	Cincinnati	W	26-6
1975	Sept. 28	New Orleans	W	21-0
1978	Sept. 24	Cincinnati	L	18-20
1981	Oct. 25	New Orleans	L	7-17
1984	Dec. 9	New Orleans	W	24-21
1987	Dec. 20	Cincinnati	L	24-41
1990	Nov. 4	Cincinnati	L	7-21
1993	Jan. 2	New Orleans	L	13-20
1996	Sept. 15	Cincinnati	W	30-15
2002	Dec. 22	Cincinnati	W	20-13
2006	Nov. 19	New Orleans	W	31-16
2010	Dec. 5	Cincinnati	L	30-34
2014	Nov. 16	New Orleans	W	27-10
2018	Nov. 11	Cincinnati	L	14-51

**N.Y. GIANTS**

Bengals lead regular-season series, 6-4-0

YEAR	DATE	SITE	W-L	SCORE
1972	Dec. 3	Cincinnati	W	13-10
1977	Nov. 27	Cincinnati	W	30-13
1982	Oct. 17	New York	CANCELED	
1985	Oct. 13	Cincinnati	W	35-30
1991	Dec. 1	Cincinnati	W	27-24
1994	Dec. 11	New York	L	20-27
1997	Oct. 26	New York	L	27-29
2004	Dec. 26	Cincinnati	W	23-22
2008	Sept. 21	New York	L (OT)	23-26
2012	Nov. 11	Cincinnati	W	31-13
2016	Nov. 14	New York	L	20-21

**N.Y. JETS**

Jets lead regular-season series, 15-9-0

Jets lead postseason series, 2-0

YEAR	DATE	SITE	W-L	SCORE
1968	Dec. 8	New York	L	14-27
1969	Oct. 12	Cincinnati	L	7-21
	Nov. 23	New York	L	7-40
1971	Dec. 19	New York	L	21-35
1973	Nov. 18	Cincinnati	W	20-14
1976	Dec. 12	New York	W	42-3
1981	Sept. 13	New York	W	31-30
1982	Jan. 9	Cincinnati+	L	17-44
1984	Sept. 16	New York	L	23-43
1985	Oct. 6	Cincinnati	L	20-29
1986	Dec. 21	Cincinnati	W	52-21
1987	Nov. 29	New York	L	20-27
1988	Oct. 9	Cincinnati	W	36-19
1990	Sept. 9	Cincinnati	W	25-20
1992	Nov. 15	New York	L	14-17
1993	Nov. 21	New York	L	12-17
1997	Sept. 28	Cincinnati	L	14-31
2001	Dec. 16	New York	L	14-15
2004	Sept. 12	New York	L	24-31
2007	Oct. 21	Cincinnati	W	38-31
2008	Oct. 12	New York	L	14-26
2009	Jan. 3	New York	L	0-37
	Jan. 9	Cincinnati*	L	14-24
2010	Nov. 25	New York	L	10-26
2013	Oct. 27	Cincinnati	W	49-9
2016	Sept. 11	New York	W	23-22

+AFC First-Round Playoff; \*AFC Wild Card Playoff

**OAKLAND RAIDERS**

Raiders lead regular-season series, 18-11-0

Raiders lead postseason series, 2-0

(Raiders franchise in Los Angeles from 1982-94)

YEAR	DATE	SITE	W-L	SCORE
1968	Oct. 27	Oakland	L	10-31
	Nov. 24	Cincinnati	L	0-34
1969	Nov. 2	Cincinnati	W	31-17
	Dec. 7	Oakland	L	17-37
1970	Sept. 20	Cincinnati	W	31-21
1971	Oct. 24	Oakland	L	27-31
1972	Nov. 12	Cincinnati	L	14-20
1974	Oct. 20	Oakland	L	27-30
1975	Oct. 19	Cincinnati	W	14-10
	Dec. 28	Oakland**	L	28-31
1976	Dec. 6	Oakland	L	20-35
1978	Nov. 13	Cincinnati	L	21-34
1980	Nov. 9	Oakland	L	17-28
1982	Nov. 28	Cincinnati	W	31-17
1983	Sept. 4	Cincinnati	L	10-20
1985	Nov. 17	Los Angeles	L	6-13
1988	Oct. 2	Los Angeles	W	45-21
1989	Nov. 5	Los Angeles	L	7-28
1990	Dec. 16	Los Angeles	L	7-24
	Jan. 13	Los Angeles**	L	10-20
1991	Nov. 24	Cincinnati	L	14-38
1992	Sept. 13	Cincinnati	W (OT)	24-21
1993	Nov. 28	Cincinnati	W	16-10
1995	Nov. 5	Cincinnati	L	17-20
1998	Oct. 25	Oakland	L	10-27
2003	Sept. 14	Oakland	L	20-23
2006	Dec. 10	Cincinnati	W	27-10
2009	Nov. 22	Oakland	L	17-20
2012	Nov. 25	Cincinnati	W	34-10
2015	Sept. 13	Oakland	W	33-13
2018	Dec. 16	Cincinnati	W	30-16

\*\*AFC Divisional Playoff

**PHILADELPHIA EAGLES**

Bengals lead regular-season series, 9-3-1

YEAR	DATE	SITE	W-L	SCORE
1971	Sept. 19	Cincinnati	W	37-14
1975	Dec. 7	Philadelphia	W	31-0
1979	Oct. 28	Cincinnati	W	37-13
1982	Nov. 21	Philadelphia	W	18-14
1988	Sept. 11	Philadelphia	W	28-24
1991	Nov. 17	Philadelphia	L	10-17
1994	Dec. 24	Cincinnati	W	33-30
1997	Nov. 30	Philadelphia	L	42-44
2000	Dec. 24	Philadelphia	L	7-16
2004	Jan. 2	Philadelphia	W	38-10
2008	Nov. 16	Cincinnati	T (OT)	13-13
2012	Dec. 13	Philadelphia	W	34-13
2016	Dec. 4	Cincinnati	W	32-14

**PITTSBURGH STEELERS**

Steelers lead regular-season series, 62-35-0

Steelers lead postseason series, 2-0

YEAR	DATE	SITE	W-L	SCORE
1970	Nov. 2	Pittsburgh	L	10-21
	Nov. 22	Cincinnati	W	34-7
1971	Sept. 26	Pittsburgh	L	10-21
	Dec. 12	Cincinnati	L	13-21
1972	Sept. 24	Cincinnati	W	15-10
	Nov. 5	Pittsburgh	L	17-40
1973	Oct. 14	Cincinnati	W	19-7
	Oct. 28	Pittsburgh	L	13-20
1974	Nov. 10	Cincinnati	W	17-10
	Dec. 14	Pittsburgh	L	3-27
1975	Nov. 2	Cincinnati	L	24-30
	Dec. 13	Pittsburgh	L	14-35
1976	Oct. 17	Pittsburgh	L	6-23
	Nov. 28	Cincinnati	L	3-7
1977	Oct. 17	Pittsburgh	L	14-20
	Dec. 10	Cincinnati	W	17-10
1978	Sept. 17	Cincinnati	L	3-28
	Nov. 19	Pittsburgh	L	6-7
1979	Oct. 14	Cincinnati	W	34-10
	Dec. 2	Pittsburgh	L	17-37
1980	Sept. 21	Cincinnati	W	30-28
	Oct. 12	Pittsburgh	W	17-16
1981	Oct. 18	Cincinnati	W	34-7
	Dec. 13	Pittsburgh	W	17-10
1982	Sept. 19	Pittsburgh	L (OT)	20-26
	Oct. 31	Cincinnati	CANCELED	
1983	Oct. 10	Cincinnati	L	14-24
	Dec. 4	Pittsburgh	W	23-10
1984	Oct. 1	Pittsburgh	L	17-38
	Nov. 11	Cincinnati	W	22-20
1985	Sept. 30	Pittsburgh	W	37-24
	Oct. 27	Cincinnati	W	26-21
1986	Oct. 13	Cincinnati	W	24-22
	Oct. 26	Pittsburgh	L	9-30
1987	Oct. 25	Pittsburgh	L	20-23
	Nov. 22	Cincinnati	L	16-30
1988	Sept. 18	Pittsburgh	W	17-12
	Nov. 6	Cincinnati	W	42-7
1989	Sept. 17	Cincinnati	W	41-10
	Oct. 8	Pittsburgh	W	26-16
1990	Nov. 18	Cincinnati	W	27-3
	Dec. 2	Pittsburgh	W	16-12
1991	Nov. 10	Cincinnati	L (OT)	27-33
	Dec. 15	Pittsburgh	L	10-17
1992	Oct. 19	Pittsburgh	L	0-20
	Nov. 29	Cincinnati	L	9-21
1993	Sept. 19	Pittsburgh	L	7-34
	Nov. 7	Cincinnati	L	16-24
1994	Oct. 16	Pittsburgh	L	10-14
	Dec. 4	Cincinnati	L	15-38
1995	Oct. 19	Pittsburgh	W	27-9
	Nov. 19	Cincinnati	L	31-49
1996	Oct. 13	Pittsburgh	L	10-20
	Nov. 10	Cincinnati	W	34-24
1997	Oct. 19	Cincinnati	L	10-26
	Nov. 16	Pittsburgh	L	3-20
1998	Oct. 11	Cincinnati	W	25-20
	Dec. 20	Pittsburgh	W	25-24
1999	Oct. 17	Cincinnati	L	3-17
	Nov. 28	Pittsburgh	W	27-20
2000	Oct. 15	Pittsburgh	L	0-15
	Nov. 26	Cincinnati	L	28-48
2001	Oct. 7	Pittsburgh	L	7-16
	Dec. 30	Cincinnati	W (OT)	26-23
2002	Oct. 13	Cincinnati	L	7-34
	Nov. 24	Pittsburgh	L	21-29
2003	Sept. 21	Cincinnati	L	10-17
	Nov. 30	Pittsburgh	W	24-20
2004	Oct. 3	Pittsburgh	L	17-28
	Nov. 21	Cincinnati	L	14-19
2005	Oct. 23	Cincinnati	L	13-27
	Dec. 4	Pittsburgh	W	38-31
	Jan. 8	Cincinnati*	L	17-31
2006	Sept. 24	Pittsburgh	W	28-20
	Dec. 31	Cincinnati	L (OT)	17-23
2007	Oct. 28	Cincinnati	L	13-24
	Dec. 2	Pittsburgh	L	10-24
2008	Oct. 19	Cincinnati	L	10-38
	Nov. 20	Pittsburgh	L	10-27
2009	Sept. 27	Cincinnati	W	23-20
	Nov. 15	Pittsburgh	W	18-12
2010	Nov. 8	Cincinnati	L	21-27
	Dec. 12	Pittsburgh	L	7-23
2011	Nov. 13	Cincinnati	L	17-24
	Dec. 4	Pittsburgh	L	7-35
2012	Oct. 21	Cincinnati	L	17-24
	Dec. 23	Pittsburgh	W	13-10
2013	Sept. 16	Cincinnati	W	20-10
	Dec. 15	Pittsburgh	L	20-30
2014	Dec. 7	Cincinnati	L	21-42
	Dec. 28	Pittsburgh	L	17-27
2015	Nov. 1	Pittsburgh	W	16-10
	Dec. 13	Cincinnati	L	20-33
	Jan. 9	Cincinnati*	L	16-18
2016	Sept. 18	Pittsburgh	L	16-24
	Dec. 18	Cincinnati	L	20-24
2017	Oct. 22	Pittsburgh	L	14-29
	Dec. 4	Cincinnati	L	20-23
2018	Oct. 14	Cincinnati	L	21-28
	Dec. 30	Pittsburgh	L	13-30



(All-time results — by opponent, cont.)

## TENNESSEE TITANS

Titans lead regular-season series, 40-33-1

Bengals lead postseason series, 1-0

(Titans franchise in Houston prior to 1997  
and known as Oilers prior to 1999)

YEAR	DATE	SITE	W-L	SCORE
1968	Nov. 3	Cincinnati	L	17-27
1969	Nov. 9	Houston	T	31-31
1970	Oct. 4	Cincinnati	L	13-20
	Dec. 13	Houston	W	30-20
1971	Oct. 31	Houston	L	6-10
	Nov. 21	Cincinnati	W	28-13
1972	Oct. 29	Cincinnati	W	30-7
	Dec. 17	Houston	W	61-17
1973	Sept. 23	Cincinnati	W	24-10
	Dec. 16	Houston	W	27-24
1974	Oct. 27	Cincinnati	L	21-34
	Nov. 17	Houston	L	3-20
1975	Oct. 5	Houston	W	21-19
	Nov. 30	Cincinnati	W	23-19
1976	Oct. 24	Houston	W	27-7
	Nov. 14	Cincinnati	W	31-27

1977	Oct. 30	Cincinnati	W (OT)	13-10
	Dec. 18	Houston	L	16-21
1978	Oct. 29	Cincinnati	W	28-13
	Nov. 26	Houston	L	10-17
1979	Sept. 23	Cincinnati	L (OT)	27-30
	Nov. 18	Houston	L	21-42
1980	Sept. 28	Cincinnati	L	10-13
	Oct. 26	Houston	L	3-23
1981	Oct. 4	Houston	L	10-17
	Nov. 1	Cincinnati	W	34-21
1982	Sept. 12	Cincinnati	W	27-6
	Jan. 2	Houston	W	35-27
1983	Nov. 6	Houston	W	55-14
	Nov. 20	Cincinnati	W	38-10
1984	Oct. 7	Cincinnati	W	13-3
	Oct. 28	Houston	W	31-13
1985	Oct. 20	Houston	L	27-44
	Dec. 1	Cincinnati	W	45-27
1986	Oct. 19	Cincinnati	W	31-28
	Nov. 9	Houston	L	28-32
1987	Nov. 1	Cincinnati	L	29-31
	Dec. 27	Houston	L	17-21
1988	Oct. 23	Cincinnati	W	44-21
	Dec. 11	Houston	L	6-41
1989	Nov. 13	Houston	L	24-26
	Dec. 17	Cincinnati	W	61-7

1990	Oct. 14	Houston	L	17-48
	Dec. 23	Cincinnati	W	40-20
	Jan. 6	Cincinnati*	W	41-14
1991	Sept. 8	Cincinnati	L	7-30
	Oct. 27	Houston	L	3-35
1992	Oct. 11	Cincinnati	L	24-38
	Oct. 25	Houston	L	10-26
1993	Oct. 24	Houston	L	12-28
	Nov. 14	Cincinnati	L	3-38
1994	Sept. 25	Houston	L	13-20
	Nov. 13	Cincinnati	W	34-31
1995	Sept. 24	Cincinnati	L	28-38
	Nov. 12	Houston	W	32-25
1996	Oct. 6	Cincinnati	L (OT)	27-30
	Dec. 15	Houston	W	21-13
1997	Oct. 12	Tennessee	L	7-30
	Dec. 4	Cincinnati	W	41-14
1998	Sept. 6	Cincinnati	L	14-23
	Oct. 18	Tennessee	L	14-44
1999	Sept. 12	Tennessee	L	35-36
	Nov. 14	Cincinnati	L	14-24
2000	Oct. 8	Cincinnati	L	14-23
	Dec. 10	Tennessee	L	3-35
2001	Nov. 18	Cincinnati	L	7-20
	Jan. 6	Tennessee	W	23-21
2002	Oct. 27	Cincinnati	L	24-30

2004	Oct. 31	Tennessee	L	20-27
2005	Oct. 16	Tennessee	W	31-23
2007	Nov. 25	Cincinnati	W	35-6
2008	Sept. 14	Cincinnati	L	7-24
2011	Nov. 6	Tennessee	W	24-17
2014	Sept. 21	Cincinnati	W	33-7
2017	Nov. 12	Tennessee	L	20-24

\*AFC Wild Card Playoff

## WASHINGTON REDSKINS

Bengals lead regular-season series, 5-4-1

YEAR	DATE	SITE	W-L	SCORE
1970	Oct. 25	Washington	L	0-20
1974	Oct. 6	Cincinnati	W	28-17
1979	Dec. 9	Washington	L	14-28
1982	Nov. 7	Cincinnati	CANCELED	
1985	Dec. 15	Washington	L	24-27
1988	Dec. 17	Cincinnati	W (OT)	20-17
1991	Sept. 22	Cincinnati	L	27-34
2004	Nov. 14	Washington	W	17-10
2008	Dec. 14	Cincinnati	W	20-13
2012	Sept. 23	Washington	W	38-31
2016	Oct. 30	London, England	T (OT)	27-27

## ALL-TIME PRESEASON RESULTS — VS. 2019 PRESEASON OPPONENTS

### GAME 1

#### KANSAS CITY CHIEFS

Chiefs lead preseason series, 9-0

YEAR	DATE	SITE	SCORE
1968	Aug. 3	Cincinnati	L, 14-38
1969	Aug. 16	at Jackson, Miss.	L, 7-23
1982	Aug. 13	Kansas City	L, 20-26
1983	Aug. 6	Cincinnati	L, 7-24
1985	Aug. 10	Cincinnati	L, 27-35
1986	Aug. 9	Kansas City	L, 0-20
1988	Aug. 6	Kansas City	L, 21-34
2014	Aug. 7	Kansas City	L, 39-41
2017	Aug. 19	Cincinnati	L, 12-30

### GAME 2

#### WASHINGTON REDSKINS

Bengals lead preseason series, 5-3-1

YEAR	DATE	SITE	SCORE
1970	Aug. 8	Cincinnati	W, 27-12
1971	Sept. 11	Washington	T, 17-17
1975	Aug. 2	at Canton, Ohio	L, 9-17
1982	Sept. 3	Cincinnati	W, 28-21
1983	Aug. 12	Washington	L, 23-27
1996	Aug. 16	Washington	W, 28-7
2005	Aug. 19	Washington	W, 24-17
2006	Aug. 13	Cincinnati	W, 19-3
2017	Aug. 27	Washington	L, 17-23

### GAME 3

#### N.Y. GIANTS

Giants lead preseason series, 3-1

YEAR	DATE	SITE	SCORE
1992	Aug. 9	New York	L, 7-13
1993	Aug. 7	Cincinnati	L, 16-27
1998	Aug. 8	New York	L, 17-24
2015	Aug. 14	Cincinnati	W, 23-10

### GAME 4

#### INDIANAPOLIS COLTS

Bengals lead preseason series, 16-11

YEAR	DATE	SITE	SCORE
1985	Aug. 30	Indianapolis	W, 31-21
1992	Aug. 22	Cincinnati	W, 20-0
1993	Aug. 13	Indianapolis	W, 24-7
1994	Aug. 14	Cincinnati	L, 21-26
1995	Aug. 4	Indianapolis	W, 34-21
1996	Aug. 3	Cincinnati	W, 28-25
1997	Aug. 1	Indianapolis	L, 16-20
1998	Aug. 17	Cincinnati	L, 27-30
1999	Aug. 14	Indianapolis	L, 17-20
2001	Aug. 30	Cincinnati	L, 17-23
2002	Aug. 17	Indianapolis	W, 22-10
2003	Aug. 29	Indianapolis	L, 20-21
2004	Sept. 3	Cincinnati	W, 16-13
2005	Sept. 2	Cincinnati	W, 38-0
2006	Sept. 1	Indianapolis	W, 20-3
2007	Aug. 31	Cincinnati	W, 14-6
2008	Aug. 28	Indianapolis	W, 27-7
2009	Sept. 3	Cincinnati	W, 38-7
2010	Sept. 2	Indianapolis	W, 30-28
2011	Sept. 1	Cincinnati	L, 13-17
2012	Aug. 30	Indianapolis	L, 16-20
2013	Aug. 29	Cincinnati	W, 27-10
2014	Aug. 28	Cincinnati	W, 35-7
2015	Sept. 3	Indianapolis	W, 9-6
2016	Sept. 1	Cincinnati	L, 10-13
2017	Aug. 31	Indianapolis	L, 6-7
2018	Aug. 30	Cincinnati	L, 26-27

# COACHING HISTORY

## HEAD COACHES

REGULAR SEASON				
SEASON	COACH	W	L	T PCT.
1968	Paul Brown	3	11	0 .214
1969	Paul Brown	4	9	1 .308
1970-x	Paul Brown	8	6	0 .571
1971	Paul Brown	4	10	0 .286
1972	Paul Brown	8	6	0 .571
1973-x	Paul Brown	10	4	0 .714
1974	Paul Brown	7	7	0 .500
1975-y	Paul Brown	11	3	0 .786
1976	Bill Johnson	10	4	0 .714
1977	Bill Johnson	8	6	0 .571
1978	Bill Johnson	0	5	0 .000
	Homer Rice	4	7	0 .364
1979	Homer Rice	4	12	0 .250
1980	Forrest Gregg	6	10	0 .375
1981-x, z	Forrest Gregg	12	4	0 .750
1982-z	Forrest Gregg	7	2	0 .778
1983	Forrest Gregg	7	9	0 .438
1984	Sam Wyche	8	8	0 .500
1985	Sam Wyche	7	9	0 .438
1986	Sam Wyche	10	6	0 .625
1987	Sam Wyche	4	11	0 .267
1988-x, z	Sam Wyche	12	4	0 .750
1989	Sam Wyche	8	8	0 .500
1990-x	Sam Wyche	9	7	0 .563
1991	Sam Wyche	3	13	0 .188
1992	Dave Shula	5	11	0 .313
1993	Dave Shula	3	13	0 .188
1994	Dave Shula	3	13	0 .188
1995	Dave Shula	7	9	0 .438
1996	Dave Shula	1	6	0 .143
	Bruce Coslet	7	2	0 .778
1997	Bruce Coslet	7	9	0 .438
1998	Bruce Coslet	3	13	0 .188
1999	Bruce Coslet	4	12	0 .250
2000	Bruce Coslet	0	3	0 .000
	Dick LeBeau	4	9	0 .308
2001	Dick LeBeau	6	10	0 .375
2002	Dick LeBeau	2	14	0 .125
2003	Marvin Lewis	8	8	0 .500
2004	Marvin Lewis	8	8	0 .500
2005-**	Marvin Lewis	11	5	0 .688
2006	Marvin Lewis	8	8	0 .500
2007	Marvin Lewis	7	9	0 .438
2008	Marvin Lewis	4	11	1 .281
2009-**	Marvin Lewis	10	6	0 .625
2010	Marvin Lewis	4	12	0 .250

2011-y	Marvin Lewis	9	7	0 .563
2012-y	Marvin Lewis	10	6	0 .625
2013-**	Marvin Lewis	11	5	0 .688
2014-y	Marvin Lewis	10	5	1 .656
2015-**	Marvin Lewis	12	4	0 .750
2016	Marvin Lewis	6	9	1 .406
2017	Marvin Lewis	7	9	0 .438
2018	Marvin Lewis	6	10	0 .375

TOTALS 357 427 4 .456  
 x-AFC Central Division Champion  
 y-Wild Card Playoff Qualifier  
 z-AFC Champions  
 \*-AFC Super Bowl Tournament Qualifier  
 \*\*-AFC North Division Champion

## POSTSEASON


SEASON	COACH	W	L	PCT.
1970	Paul Brown	0	1	.000
1973	Paul Brown	0	1	.000
1975	Paul Brown	0	1	.000
1981	Forrest Gregg	2	1	.667
1982	Forrest Gregg	0	1	.000
1988	Sam Wyche	2	1	.667
1990	Sam Wyche	1	1	.500
2005	Marvin Lewis	0	1	.000
2009	Marvin Lewis	0	1	.000
2011	Marvin Lewis	0	1	.000
2012	Marvin Lewis	0	1	.000
2013	Marvin Lewis	0	1	.000
2014	Marvin Lewis	0	1	.000
2015	Marvin Lewis	0	1	.000

TOTALS 5 14 .263

## HEAD COACHES BY ERA

Marvin Lewis became the ninth head coach of the Bengals on January 14, 2003. Here are Bengals coaches' records, including playoff games:

SEASONS	COACH	RECORD	PCT.
1968-75	Paul Brown	55-59-1	.482
1976-78	Bill Johnson	18-15-0	.545
1978-79	Homer Rice	8-19-0	.296
1980-83	Forrest Gregg	34-27-0	.557
1984-91	Sam Wyche	64-68-0	.485
1992-96	Dave Shula	19-52-0	.268
1996-2000	Bruce Coslet	21-39-0	.350
2000-02	Dick LeBeau	12-33-0	.267
2003-18	Marvin Lewis	131-129-3	.504



Head coach Paul Brown is carried off the field on Dec. 20, 1970, following the Bengals' 45-7 win over the Boston Patriots at Riverfront Stadium. The win clinched a playoff berth for the three-year-old Cincinnati franchise. At the time, no other team had reached the playoffs so early in its history.

## ASSISTANT COACHES

\*NOTE: Coaches noted with asterisks also have served as Bengals head coaches.

NAME	COLLEGE	SEASONS
Alexander, Paul	SUNY Cortland	1994-2017
Anderson, Jim	Cal-Western	1984-2012
Anderson, Ken	Augustana (Ill.)	1993-2002
Austin, Terrell	Pittsburgh	2018
Bass, Tom	San Jose State	1968-69
Bible, Dana	Cincinnati	1990-92
Bicknell, Bob	Boston College	2018
Braden, Marv	Southwest Missouri State	1990-94
Braswell, Brian	Hampton	2014-15
Bratkowski, Bob	Washington State	2001-10
Bresnahan, Chuck	Navy	2004-07
Brinker, Howard	Miami (Ohio)	1974-79
Bullough, Hank	Michigan State	1980-83
Burke, Kyle	Dartmouth	2014-15
Burney, Jacob	Tennessee-Chattanooga	2016-18
Carrier, Mark	Southern California	2012-15
Caskey, Kyle	Texas A&M	2010-18
Cioffi, Louie	C.W. Post	1997-2010
Coombs, Brayden	Miami (Ohio)	2012-18
Coslet, Bruce*	Pacific	1981-89, '94-96
Costello, Vince	Ohio	1969-73
Couch, Robert	Vanderbilt	2016-18
Coyle, Kevin	Massachusetts	2001-11, '16-17
DePaul, Bobby	Maryland	1994-96
Donaldson, Jack	Ohio State	1969-77
Dowler, Boyd	Colorado	1976-79
Duffner, Mark	College of William & Mary	1997-2002
Faragalli, Joe	Villanova	1984
FitzGerald, Jeff	Oregon State	2008-11
Forzano, Rick	Kent State	1968
Frazier, Leslie	Alcorn State	2003-04

Friday, Jeff	Wisconsin-Milwaukee	2010-18
Gansz, Frank	Navy	1979-80
Garrett, John	Princeton	1995-98, 2001-02
Gruden, Jay	Louisville	2011-13
Guenther, Paul	Ursinus	2005-17
Haluchak, Mike	Southern California	1992-93
Haslett, Jim	Indiana (Pa.)	2016-18
Hayes, Jay	Idaho	2003-15
Hayes, Jonathan	Iowa	2003-18
Holman, Rodney	Tulane	2001-02
Horton, Ray	Washington	1997-2001
Hunley, Ricky	Arizona	2003-07
Infante, Lindy	Florida	1980-82
Jackson, Hue	Pacific	2004-06, '12-15
Johnson, Bill*	Texas A&M	1968-75, '85-90
Jones, Daronte	Morgan State	2018
Joseph, Vance	Colorado	2014-15
Karmelowicz, Bob	Bridgeport	1992-93
Krumrie, Tim	Wisconsin	1995-2002
Lazor, Bill	Cornell	2016-18
LeBeau, Dick*	Ohio State	1980-91, '97-2000
Lewis, Marcus	Indiana State	2014-18
Lippincott, David	Dayton	2011-17
Livingston, Robert	William & Mary	2015-18
Lynn, Ron	Mount Union	1992-93
McCormack, Mike	Kansas	1976-79
McNally, Jim	Buffalo	1980-94
Meeks, Ron	Arkansas State	1992-96
Modzelewski, Dick	Maryland	1979-83
Moeller, Gary	Ohio State	1995-96
Mooshagian, Steve	Fresno State	1999-2002
Morton, Chip	North Carolina	2003-18
Oliver, Ray	Ohio State	2004-09
Pascale, Joe	Connecticut	1994-96

Peccatiello, Larry	College of William & Mary	1994-96
Perry, Darren	Penn State	2002
Pitcher, Dan	SUNY Cortland	2016-18
Pollack, Frank	Northern Arizona	2018
Pope, Mike	Lenoir-Rhyne	1992-93
Raich, Matt	Westminster (Pa.) College	2018
Rice, Homer*	Centre College	1978
Roberts, Al	Washington	1997-2002
Sefcik, George	Notre Dame	1978-83
Selcer, Dick	Notre Dame	1984-91
Sheppard, Mike	Cal Lutheran	2007-10
Shula, Dave*	Dartmouth	1991
Shultz, Kurtis	Maryland	2003
Simmons, Darrin	Kansas	2003-18
Smouse, Frank	Youngstown State	1968
Stock, Mike	Northwestern	1987-91
Studley, Chuck	Illinois	1969-78, '89-91
Surace, Bob	Princeton	2002-09
Urban, James	Washington & Lee	2011-17
Urbanik, Bill	Ohio State	1984-88
Van Pelt, Alex	Pittsburgh	2018
Verducci, Frank	Seton Hall	1999-2001
Walsh, Bill	San Jose State	1968-75
Walters, Trent	Indiana	1984
Weber, Chuck	West Chester State College	1970-75
Wessel, Joe	Florida State	1994-96
Williamson, Richard	Alabama	1992-94
Winner, Charley	Southeast Missouri	1976-79
Wood, Alex	Iowa	2003
Wood, Kim	Wisconsin	1975-2002
Wylie, Bob	Colorado	1997-98
Zampese, Ken	San Diego	2003-17
Zimmer, Adam	Trinity University (Texas)	2013
Zimmer, Mike	Illinois State	2008-13

## YEAR-BY-YEAR COACHING STAFFS

**1968****HEAD COACH — PAUL BROWN**

Tom Bass.....	Defensive Backfield
Jack Donaldson.....	Defensive Line
Rick Forzano.....	Offensive Backfield
Bill Johnson.....	Offensive Line
Frank Smouse.....	Linebackers
Bill Walsh.....	Offensive Ends

**1969****HEAD COACH — PAUL BROWN**

Tom Bass.....	Defensive Coordinator/ Defensive Backfield
Vince Costello.....	Linebackers
Jack Donaldson.....	Offensive Backfield
Bill Johnson.....	Offensive Line
Chuck Studley.....	Defensive Line
Bill Walsh.....	Receivers

**1970****HEAD COACH — PAUL BROWN**

Vince Costello.....	Linebackers
Jack Donaldson.....	Offensive Backfield
Bill Johnson.....	Offensive Line
Chuck Studley.....	Defensive Line
Bill Walsh.....	Receivers
Chuck Weber.....	Defensive Coordinator/ Defensive Backfield

**1971****HEAD COACH — PAUL BROWN**

Vince Costello.....	Linebackers
Jack Donaldson.....	Offensive Backfield
Bill Johnson.....	Offensive Line
Chuck Studley.....	Defensive Line
Bill Walsh.....	Receivers/Quarterbacks
Chuck Weber.....	Defensive Coordinator/ Defensive Backfield

**1972****HEAD COACH — PAUL BROWN**

Vince Costello.....	Linebackers
Jack Donaldson.....	Offensive Backfield
Bill Johnson.....	Offensive Line
Chuck Studley.....	Defensive Line
Bill Walsh.....	Receivers/Quarterbacks
Chuck Weber.....	Defensive Coordinator/ Defensive Backfield

**1973****HEAD COACH — PAUL BROWN**

Vince Costello.....	Linebackers
Jack Donaldson.....	Offensive Backfield
Bill Johnson.....	Offensive Line
Chuck Studley.....	Defensive Line
Bill Walsh.....	Receivers/Quarterbacks
Chuck Weber.....	Defensive Coordinator/ Defensive Backfield

**1974****HEAD COACH — PAUL BROWN**

Howard Brinker.....	Linebackers
Jack Donaldson.....	Offensive Backfield
Bill Johnson.....	Offensive Line
Chuck Studley.....	Defensive Line
Bill Walsh.....	Receivers/Quarterbacks
Chuck Weber.....	Defensive Coordinator/ Defensive Backfield

**1975****HEAD COACH — PAUL BROWN\***

Howard Brinker.....	Linebackers
Jack Donaldson.....	Offensive Backfield
Bill Johnson.....	Offensive Line
Chuck Studley.....	Defensive Line
Bill Walsh.....	Receivers/Quarterbacks
Chuck Weber.....	Defensive Backfield
Kim Wood.....	Strength

\*Retired after 1975 season.

**1976****HEAD COACH — BILL JOHNSON**

Howard Brinker.....	Defensive Coordinator
Jack Donaldson.....	Offensive Backfield
Boyd Dowler.....	Quarterbacks/Receivers
Mike McCormack.....	Offensive Line
Chuck Studley.....	Defensive Line
Charley Winner.....	Defensive Backfield
Kim Wood.....	Strength

**1977****HEAD COACH — BILL JOHNSON**

Howard Brinker.....	Defensive Coordinator/Linebackers
Jack Donaldson.....	Offensive Backfield
Boyd Dowler.....	Quarterbacks/Receivers
Mike McCormack.....	Offensive Line
Chuck Studley.....	Defensive Line
Charley Winner.....	Defensive Backfield
Kim Wood.....	Strength

**1978****HEAD COACHES — BILL JOHNSON\*  
AND HOMER RICE\*\***

Howard Brinker.....	Defensive Coordinator/Linebackers
Boyd Dowler.....	Receivers
Mike McCormack.....	Offensive Line
Homer Rice**.....	Quarterbacks
George Sefcik.....	Offensive backfield
Chuck Studley.....	Defensive Line
Charley Winner.....	Defensive Backfield
Kim Wood.....	Strength

\*Resigned after Game 5.

\*\*Was Quarterbacks Coach for Games 1-5 and Head Coach for Games 6-16.

**1979****HEAD COACH — HOMER RICE**

Howard Brinker.....	Defensive Coordinator/Linebackers
Boyd Dowler.....	Receivers
Frank Gansz.....	Special Teams
Mike McCormack.....	Offensive Line
Dick Modzelewski.....	Defensive Line
George Sefcik.....	Offensive Backfield
Charley Winner.....	Defensive Backfield
Kim Wood.....	Strength

**1980****HEAD COACH — FORREST GREGG**

Hank Bullough.....	Defensive Coordinator/Linebackers
Frank Gansz.....	Special Teams/Tight Ends
Lindy Infante.....	Receivers/Quarterbacks
Dick LeBeau.....	Defensive Backfield
Jim McNally.....	Offensive Line
Dick Modzelewski.....	Defensive Line
George Sefcik.....	Offensive Backfield
Kim Wood.....	Strength

**1981****HEAD COACH — FORREST GREGG**

Hank Bullough.....	Defensive Coordinator/Linebackers
Bruce Coslet.....	Special Teams/Tight Ends
Lindy Infante.....	Receivers/Quarterbacks
Dick LeBeau.....	Defensive Backfield
Jim McNally.....	Offensive Line
Dick Modzelewski.....	Defensive Line
George Sefcik.....	Offensive Backfield
Kim Wood.....	Strength

**1982****HEAD COACH — FORREST GREGG**

Hank Bullough.....	Defensive Coordinator/Linebackers
Bruce Coslet.....	Special Teams/Tight Ends
Lindy Infante.....	Receivers/Quarterbacks
Dick LeBeau.....	Defensive Backfield
Jim McNally.....	Offensive Line
Dick Modzelewski.....	Defensive Line
George Sefcik.....	Offensive Backfield
Kim Wood.....	Strength

**1983****HEAD COACH — FORREST GREGG**

Hank Bullough.....	Defensive Coordinator/Linebackers
Bruce Coslet.....	Receivers/Quarterbacks
Dick LeBeau.....	Defensive Backfield
Jim McNally.....	Offensive Line
Dick Modzelewski.....	Defensive Line
George Sefcik.....	Offensive Backfield
Kim Wood.....	Strength

**1984****HEAD COACH — SAM WYCHE**

Jim Anderson.....	Running Backs
Bruce Coslet.....	Wide Receivers
Joe Faragalli.....	Quarterbacks/Tight Ends
Dick LeBeau.....	Defensive Coordinator
Jim McNally.....	Offensive Line
Dick Selcer.....	Linebackers
Bill Urbanik.....	Defensive Line
Trent Walters.....	Defensive Backfield
Kim Wood.....	Strength

**1985****HEAD COACH — SAM WYCHE**

Jim Anderson.....	Running Backs
Bruce Coslet.....	Wide Receivers
Bill Johnson.....	Tight Ends
Dick LeBeau.....	Defensive Coordinator
Jim McNally.....	Offensive Line
Dick Selcer.....	Linebackers
Bill Urbanik.....	Defensive Line
Kim Wood.....	Strength

**1986****HEAD COACH — SAM WYCHE**

Jim Anderson.....	Running Backs
Bruce Coslet.....	Offensive Coordinator
Bill Johnson.....	Tight Ends
Dick LeBeau.....	Defensive Coordinator
Jim McNally.....	Offensive Line
Dick Selcer.....	Linebackers
Bill Urbanik.....	Defensive Line
Kim Wood.....	Strength

**1987****HEAD COACH — SAM WYCHE**

Jim Anderson.....	Running Backs
Bruce Coslet.....	Offensive Coordinator
Bill Johnson.....	Tight Ends
Dick LeBeau.....	Defensive Coordinator
Jim McNally.....	Offensive Line
Dick Selcer.....	Linebackers
Mike Stock.....	Special Teams
Bill Urbanik.....	Defensive Line
Kim Wood.....	Strength

**1988****HEAD COACH — SAM WYCHE**

Jim Anderson.....	Running Backs
Bruce Coslet.....	Offensive Coordinator
Bill Johnson.....	Tight Ends
Dick LeBeau.....	Defensive Coordinator
Jim McNally.....	Offensive Line
Dick Selcer.....	Linebackers
Mike Stock.....	Special Teams
Bill Urbanik.....	Defensive Line
Kim Wood.....	Strength

**1989****HEAD COACH — SAM WYCHE**

Jim Anderson.....	Running Backs
Bruce Coslet.....	Offensive Coordinator
Bill Johnson.....	Tight Ends
Dick LeBeau.....	Defensive Coordinator
Jim McNally.....	Offensive Line
Dick Selcer.....	Linebackers
Mike Stock.....	Special Teams
Chuck Studley.....	Defensive Line
Kim Wood.....	Strength

**1990****HEAD COACH — SAM WYCHE**

Jim Anderson.....	Running Backs
Dana Bible.....	Quarterbacks
Marv Braden.....	Special Teams
Bill Johnson.....	Tight Ends
Dick LeBeau.....	Defensive Coordinator
Jim McNally.....	Offensive Line
Dick Selcer.....	Linebackers
Mike Stock.....	Receivers
Chuck Studley.....	Defensive Line
Kim Wood.....	Strength

**1991****HEAD COACH — SAM WYCHE**

Jim Anderson.....	Running Backs
Dana Bible.....	Quarterbacks
Marv Braden.....	Special Teams
Dick LeBeau.....	Defensive Coordinator
Jim McNally.....	Offensive Line
Dick Selcer.....	Linebackers
Dave Shula.....	Wide receivers
Mike Stock.....	Tight Ends
Chuck Studley.....	Defensive Line
Kim Wood.....	Strength

**1992****HEAD COACH — DAVE SHULA**

Jim Anderson.....	Running Backs
Dana Bible.....	Quarterbacks
Marv Braden.....	Special Teams
Mike Haluchak.....	Linebackers
Bob Karmelowicz.....	Defensive line
Ron Lynn.....	Defensive Coordinator
Jim McNally.....	Offensive Line
Ron Meeks.....	Defensive Backfield
Mike Pope.....	Tight Ends
Richard Williamson.....	Wide Receivers
Kim Wood.....	Strength

**1993****HEAD COACH — DAVE SHULA**

Jim Anderson.....	Running Backs
Ken Anderson.....	Quarterbacks
Marv Braden.....	Special Teams
Mike Haluchak.....	Linebackers
Bob Karmelowicz.....	Defensive Line
Ron Lynn.....	Defensive Coordinator
Jim McNally.....	Offensive Line
Ron Meeks.....	Defensive Backfield
Mike Pope.....	Offensive Coordinator/Tight Ends
Richard Williamson.....	Wide Receivers
Kim Wood.....	Strength

**1994****HEAD COACH — DAVE SHULA**

Paul Alexander.....	Tight Ends
Jim Anderson.....	Running Backs
Ken Anderson.....	Quarterbacks
Marv Braden.....	Special Teams
Bruce Coslet.....	Offensive Coordinator
Bobby DePaul.....	Defensive Assistant
Jim McNally.....	Offensive Line
Ron Meeks.....	Defensive Backfield
Joe Pascale.....	Linebackers
Larry Peccatiello.....	Defensive Coordinator
Joe Wessel.....	Defensive Line
Richard Williamson.....	Wide Receivers
Kim Wood.....	Strength

**1995****HEAD COACH — DAVE SHULA**

Paul Alexander.....	Offensive Line
Jim Anderson.....	Running Backs
Ken Anderson.....	Quarterbacks
Bruce Coslet.....	Offensive Coordinator
Bobby DePaul.....	Defensive Line
John Garrett.....	Offensive Assistant/Wide Receivers
Tim Krumrie.....	Defensive Assistant
Ron Meeks.....	Defensive Backfield
Gary Moeller.....	Tight Ends
Joe Pascale.....	Linebackers
Larry Peccatiello.....	Defensive Coordinator
Joe Wessel.....	Special Teams
Kim Wood.....	Strength and Conditioning

**1996****HEAD COACHES — DAVE SHULA\*  
AND BRUCE COSLET\*\***

Paul Alexander.....	Offensive Line
Jim Anderson.....	Running Backs
Ken Anderson***.....	Quarterbacks
Bruce Coslet**.....	Offensive Coordinator
Bobby DePaul.....	Staff Assistant
John Garrett.....	Wide Receivers
Tim Krumrie.....	Defensive Line
Ron Meeks.....	Defensive Backfield
Gary Moeller.....	Tight Ends
Joe Pascale.....	Linebackers
Larry Peccatiello.....	Defensive Coordinator
Joe Wessel.....	Special Teams
Kim Wood.....	Strength and Conditioning

\*Released after Game 7.

\*\*Was Offensive Coordinator for Games 1-7 and Head Coach for Games 8-16.

\*\*\*Was Quarterbacks Coach for Games 1-7 and Offensive Coordinator for Games 8-16.

**1997****HEAD COACH — BRUCE COSLET**

Paul Alexander.....	Offensive Line
Jim Anderson.....	Running Backs
Ken Anderson.....	Offensive Coordinator
Louie Cioffi.....	Defensive Staff Assistant
Mark Duffner.....	Linebackers
John Garrett.....	Offensive Staff Assistant
Ray Horton.....	Defensive Backs
Tim Krumrie.....	Defensive Line
Dick LeBeau.....	Assistant Head Coach/ Defensive Coordinator
Al Roberts.....	Special Teams
Kim Wood.....	Strength and Conditioning
Bob Wylie.....	Tight Ends

**1998****HEAD COACH — BRUCE COSLET**

Paul Alexander.....	Offensive Line
Jim Anderson.....	Running Backs
Ken Anderson.....	Offensive Coordinator
Louie Cioffi.....	Defensive Staff Assistant
Mark Duffner.....	Linebackers
John Garrett.....	Offensive Staff Assistant
Ray Horton.....	Defensive Backs
Tim Krumrie.....	Defensive Line
Dick LeBeau.....	Assistant Head Coach/ Defensive Coordinator
Al Roberts.....	Special Teams
Kim Wood.....	Strength and Conditioning
Bob Wylie.....	Tight Ends



**1999****HEAD COACH — BRUCE COSLET**

Paul Alexander	..... Offensive Line
Jim Anderson	..... Running Backs
Ken Anderson	..... Offensive Coordinator
Louie Cioffi	..... Defensive Staff Assistant
Mark Duffner	..... Linebackers
Ray Horton	..... Defensive Backs
Tim Krumrie	..... Defensive Line
Dick LeBeau	..... Assistant Head Coach/ Defensive Coordinator
Steve Mooshagian	..... Wide Receivers
Al Roberts	..... Special Teams
Frank Verducci	..... Tight Ends
Kim Wood	..... Strength and Conditioning

**2000****HEAD COACHES — BRUCE COSLET\* AND DICK LEBEAU\*\***

Paul Alexander	..... Offensive Line
Jim Anderson	..... Running Backs
Ken Anderson	..... Offensive Coordinator
Louie Cioffi	..... Defensive Staff Assistant
Mark Duffner	..... Linebackers
Ray Horton	..... Defensive Backs
Tim Krumrie	..... Defensive Line
Dick LeBeau**	..... Assistant Head Coach/ Defensive Coordinator
Steve Mooshagian	..... Wide Receivers
Al Roberts	..... Special Teams
Frank Verducci	..... Tight Ends
Kim Wood	..... Strength and Conditioning

\*Resigned after Game 3.

\*\*Was Assistant Head Coach/Defensive Coordinator for Games 1-3 and Head Coach for Games 4-16.

**2001****HEAD COACH — DICK LEBEAU**

Paul Alexander	..... Offensive Line
Jim Anderson	..... Running Backs
Ken Anderson	..... Quarterbacks
Bob Bratkowski	..... Offensive Coordinator
Louie Cioffi	..... Defensive Assistant
Kevin Coyle	..... Cornerbacks
Mark Duffner	..... Defensive Coordinator/Linebackers
John Garrett	..... Offensive Assistant
Rodney Holman	..... Strength and Conditioning Assistant
Ray Horton	..... Safeties
Tim Krumrie	..... Defensive Line
Steve Mooshagian	..... Wide Receivers
Al Roberts	..... Special Teams
Frank Verducci	..... Tight Ends
Kim Wood	..... Strength and Conditioning

**2002****HEAD COACH — DICK LEBEAU**

Paul Alexander	..... Offensive Line
Jim Anderson	..... Running Backs
Ken Anderson	..... Quarterbacks
Bob Bratkowski	..... Offensive Coordinator
Louie Cioffi	..... Defensive Assistant
Kevin Coyle	..... Cornerbacks
Mark Duffner	..... Defensive Coordinator/Linebackers
John Garrett	..... Tight Ends
Rodney Holman	..... Strength and Conditioning Assistant
Tim Krumrie	..... Defensive Line
Steve Mooshagian	..... Wide Receivers
Darren Perry	..... Safeties
Al Roberts	..... Special Teams
Bob Surace	..... Offensive Assistant
Kim Wood	..... Strength and Conditioning

**2003****HEAD COACH — MARVIN LEWIS**

Paul Alexander	..... Assistant Head Coach/ Offensive Line
Jim Anderson	..... Running Backs
Bob Bratkowski	..... Offensive Coordinator
Louie Cioffi	..... Assistant Defensive Backs
Kevin Coyle	..... Defensive Backs
Leslie Frazier	..... Defensive Coordinator
Jay Hayes	..... Defensive Line
Jonathan Hayes	..... Tight Ends
Ricky Hunley	..... Linebackers
Chip Morton	..... Strength and Conditioning
Kurtis Shultz	..... Assistant Strength and Conditioning
Darrin Simmons	..... Special Teams
Bob Surace	..... Offensive Assistant
Alex Wood	..... Wide Receivers
Ken Zampese	..... Quarterbacks

**2004****HEAD COACH — MARVIN LEWIS**

Paul Alexander	..... Assistant Head Coach/ Offensive Line
Jim Anderson	..... Running Backs
Bob Bratkowski	..... Offensive Coordinator
Chuck Bresnahan	..... Assistant
Louie Cioffi	..... Assistant Defensive Backs
Kevin Coyle	..... Defensive Backs
Leslie Frazier	..... Defensive Coordinator
Jay Hayes	..... Defensive Line
Jonathan Hayes	..... Tight Ends
Ricky Hunley	..... Linebackers
Hue Jackson	..... Wide Receivers
Chip Morton	..... Strength and Conditioning
Ray Oliver	..... Assistant Strength and Conditioning
Darrin Simmons	..... Special Teams
Bob Surace	..... Assistant Offensive Line
Ken Zampese	..... Quarterbacks

**2005****HEAD COACH — MARVIN LEWIS**

Paul Alexander	..... Assistant Head Coach/ Offensive Line
Jim Anderson	..... Running Backs
Bob Bratkowski	..... Offensive Coordinator
Chuck Bresnahan	..... Defensive Coordinator
Louie Cioffi	..... Assistant Defensive Backs
Kevin Coyle	..... Defensive Backs
Paul Guenther	..... Staff Assistant
Jay Hayes	..... Defensive Line
Jonathan Hayes	..... Tight Ends
Ricky Hunley	..... Linebackers
Hue Jackson	..... Wide Receivers
Chip Morton	..... Strength and Conditioning
Ray Oliver	..... Assistant Strength and Conditioning
Darrin Simmons	..... Special Teams
Bob Surace	..... Assistant Offensive Line
Ken Zampese	..... Quarterbacks

**2006****HEAD COACH — MARVIN LEWIS**

Paul Alexander	..... Assistant Head Coach/ Offensive Line
Jim Anderson	..... Running Backs
Bob Bratkowski	..... Offensive Coordinator
Chuck Bresnahan	..... Defensive Coordinator
Louie Cioffi	..... Assistant Defensive Backs
Kevin Coyle	..... Defensive Backs
Paul Guenther	..... Assistant Special Teams/ Assistant Linebackers
Jay Hayes	..... Defensive Line
Jonathan Hayes	..... Tight Ends
Ricky Hunley	..... Linebackers
Hue Jackson	..... Wide Receivers
Chip Morton	..... Strength and Conditioning
Ray Oliver	..... Assistant Strength and Conditioning
Darrin Simmons	..... Special Teams
Bob Surace	..... Assistant Offensive Line
Ken Zampese	..... Quarterbacks

**2007****HEAD COACH — MARVIN LEWIS**

Paul Alexander	..... Assistant Head Coach/ Offensive Line
Jim Anderson	..... Running Backs
Bob Bratkowski	..... Offensive Coordinator
Chuck Bresnahan	..... Defensive Coordinator
Louie Cioffi	..... Assistant Defensive Backs
Kevin Coyle	..... Defensive Backs
Paul Guenther	..... Assistant Special Teams/ Assistant Linebackers
Jay Hayes	..... Defensive Line
Jonathan Hayes	..... Tight Ends
Ricky Hunley	..... Linebackers
Chip Morton	..... Strength and Conditioning
Ray Oliver	..... Assistant Strength and Conditioning
Mike Sheppard	..... Wide Receivers
Darrin Simmons	..... Special Teams
Bob Surace	..... Assistant Offensive Line
Ken Zampese	..... Quarterbacks

**2008****HEAD COACH — MARVIN LEWIS**

Paul Alexander	..... Assistant Head Coach/ Offensive Line
Jim Anderson	..... Running Backs
Bob Bratkowski	..... Offensive Coordinator
Louie Cioffi	..... Assistant Defensive Backs
Kevin Coyle	..... Defensive Backs
Jeff FitzGerald	..... Linebackers
Paul Guenther	..... Assistant Special Teams/ Assistant Linebackers
Jay Hayes	..... Defensive Line
Jonathan Hayes	..... Tight Ends
Chip Morton	..... Strength and Conditioning
Ray Oliver	..... Associate Strength and Conditioning
Mike Sheppard	..... Wide Receivers
Darrin Simmons	..... Special Teams
Bob Surace	..... Assistant Offensive Line
Ken Zampese	..... Quarterbacks
Mike Zimmer	..... Defensive Coordinator

**2009****HEAD COACH — MARVIN LEWIS**

Paul Alexander	..... Assistant Head Coach/ Offensive Line
Jim Anderson	..... Running Backs
Bob Bratkowski	..... Offensive Coordinator
Louie Cioffi	..... Assistant Defensive Backs
Kevin Coyle	..... Defensive Backs
Jeff FitzGerald	..... Linebackers
Paul Guenther	..... Assistant Special Teams/ Assistant Linebackers
Jay Hayes	..... Defensive Line
Jonathan Hayes	..... Tight Ends
Chip Morton	..... Strength and Conditioning
Ray Oliver	..... Associate Strength and Conditioning
Mike Sheppard	..... Wide Receivers
Darrin Simmons	..... Special Teams
Bob Surace	..... Assistant Offensive Line
Ken Zampese	..... Quarterbacks
Mike Zimmer	..... Defensive Coordinator

**2010****HEAD COACH — MARVIN LEWIS**

Paul Alexander	..... Assistant Head Coach/ Offensive Line
Jim Anderson	..... Running Backs
Bob Bratkowski	..... Offensive Coordinator
Kyle Caskey	..... Offensive Quality Control
Louie Cioffi	..... Assistant Defensive Backs
Kevin Coyle	..... Defensive Backs
Jeff FitzGerald	..... Linebackers
Jeff Friday	..... Assistant Strength and Conditioning
Paul Guenther	..... Assistant Special Teams/ Assistant Linebackers
Jay Hayes	..... Defensive Line
Jonathan Hayes	..... Tight Ends
Chip Morton	..... Strength and Conditioning
Mike Sheppard	..... Wide Receivers
Darrin Simmons	..... Special Teams
Ken Zampese	..... Quarterbacks
Mike Zimmer	..... Defensive Coordinator

**2011****HEAD COACH — MARVIN LEWIS**

Paul Alexander	..... Assistant Head Coach/ Offensive Line
Jim Anderson	..... Running Backs
Kyle Caskey	..... Offensive Quality Control
Kevin Coyle	..... Defensive Backs
Jeff FitzGerald	..... Linebackers
Jeff Friday	..... Assistant Strength and Conditioning
Jay Gruden	..... Offensive Coordinator
Paul Guenther	..... Assistant Defensive Backs/ Assistant Special Teams
Jay Hayes	..... Defensive Line
Jonathan Hayes	..... Tight Ends
David Lippincott	..... Defensive Quality Control
Chip Morton	..... Strength and Conditioning
Darrin Simmons	..... Special Teams
James Urban	..... Wide Receivers
Ken Zampese	..... Quarterbacks
Mike Zimmer	..... Defensive Coordinator

**2012****HEAD COACH — MARVIN LEWIS**

Paul Alexander	..... Assistant Head Coach/ Offensive Line
Jim Anderson	..... Running Backs
Mark Carrier	..... Defensive Backs
Kyle Caskey	..... Offensive Quality Control/ Assistant Offensive Line
Brayden Coombs	..... Offensive Assistant
Jeff Friday	..... Assistant Strength and Conditioning
Jay Gruden	..... Offensive Coordinator
Paul Guenther	..... Linebackers
Jay Hayes	..... Defensive Line
Jonathan Hayes	..... Tight Ends
Hue Jackson	..... Assistant Special Teams/ Assistant Defensive Backs
David Lippincott	..... Defensive Quality Control/ Assistant Linebackers
Chip Morton	..... Strength and Conditioning
Darrin Simmons	..... Special Teams
James Urban	..... Wide Receivers
Ken Zampese	..... Quarterbacks
Mike Zimmer	..... Defensive Coordinator

**2013****HEAD COACH — MARVIN LEWIS**

Paul Alexander	..... Assistant Head Coach/ Offensive Line
Mark Carrier	..... Defensive Backs
Kyle Caskey	..... Assistant Offensive Line/ Quality Control
Brayden Coombs	..... Assistant Special Teams/ Quality Control
Jeff Friday	..... Assistant Strength and Conditioning
Jay Gruden	..... Offensive Coordinator
Paul Guenther	..... Linebackers
Jay Hayes	..... Defensive Line
Jonathan Hayes	..... Tight Ends
Hue Jackson	..... Special Assistant to the Head Coach/ Running Backs
David Lippincott	..... Assistant Linebackers/ Quality Control
Chip Morton	..... Strength and Conditioning
Darrin Simmons	..... Special Teams Coordinator
James Urban	..... Wide Receivers
Ken Zampese	..... Quarterbacks
Adam Zimmer	..... Assistant Defensive Backs
Mike Zimmer	..... Defensive Coordinator

**2014****HEAD COACH — MARVIN LEWIS**

Paul Alexander	..... Assistant Head Coach/ Offensive Line
Brian Braswell	..... Offensive Assistant/Quality Control
Matt Burke	..... Linebackers
Mark Carrier	..... Defensive Backs
Kyle Caskey	..... Running Backs
Brayden Coombs	..... Assistant Special Teams/ Quality Control
Jeff Friday	..... Assistant Strength and Conditioning
Paul Guenther	..... Defensive Coordinator
Jay Hayes	..... Defensive Line
Jonathan Hayes	..... Tight Ends
Hue Jackson	..... Offensive Coordinator
Vance Joseph	..... Defensive Backs
Marcus Lewis	..... Defensive Assistant/Quality Control
David Lippincott	..... Assistant Linebackers/ Quality Control
Chip Morton	..... Strength and Conditioning
Darrin Simmons	..... Special Teams Coordinator
James Urban	..... Wide Receivers
Ken Zampese	..... Quarterbacks

**2015****HEAD COACH — MARVIN LEWIS**

Paul Alexander	..... Assistant Head Coach/ Offensive Line
Brian Braswell	..... Offensive Quality Control/ Assistant Offensive Line
Matt Burke	..... Linebackers
Mark Carrier	..... Defensive Backs
Kyle Caskey	..... Running Backs
Brayden Coombs	..... Offensive Quality Control/ Special Teams Assistant
Jeff Friday	..... Assistant Strength and Conditioning
Paul Guenther	..... Defensive Coordinator
Jay Hayes	..... Defensive Line
Jonathan Hayes	..... Tight Ends
Hue Jackson	..... Offensive Coordinator
Vance Joseph	..... Defensive Backs
Marcus Lewis	..... Defensive Assistant/Quality Control
David Lippincott	..... Assistant Linebackers/ Quality Control
Robert Livingston	..... Defensive Quality Control/ Special Teams Assistant
Chip Morton	..... Strength and Conditioning
Darrin Simmons	..... Special Teams Coordinator
James Urban	..... Wide Receivers
Ken Zampese	..... Quarterbacks

**2016****HEAD COACH — MARVIN LEWIS**

Paul Alexander	..... Assistant Head Coach/ Offensive Line
Jacob Burney	..... Defensive Line
Kyle Caskey	..... Running Backs
Brayden Coombs	..... Assistant Special Teams/ Defensive Quality Control
Robert Couch	..... Offensive Quality Control/ Offensive Line
Kevin Coyle	..... Secondary
Jeff Friday	..... Assistant Strength and Conditioning
Paul Guenther	..... Defensive Coordinator
Jim Haslett	..... Linebackers
Jonathan Hayes	..... Tight Ends
Bill Lazor	..... Quarterbacks
Marcus Lewis	..... Defensive Quality Control/ Defensive Line
David Lippincott	..... Assistant Linebackers/ Quality Control
Robert Livingston	..... Secondary
Chip Morton	..... Strength and Conditioning
Dan Pitcher	..... Offensive Assistant/Wide Receivers
Darrin Simmons	..... Special Teams Coordinator
James Urban	..... Wide Receivers
Ken Zampese	..... Offensive Coordinator

**2017**

**HEAD COACH — MARVIN LEWIS**

Paul Alexander ..... Assistant Head Coach/  
Offensive Line  
Jacob Burney ..... Defensive Line  
Kyle Caskey ..... Running Backs  
Brayden Coombs ..... Assistant Special Teams/  
Defensive Quality Control  
Robert Couch ..... Offensive Quality Control/  
Offensive Line  
Kevin Coyle ..... Secondary  
Jeff Friday ..... Assistant Strength and Conditioning  
Paul Guenther ..... Defensive Coordinator  
Jim Haslett ..... Linebackers  
Jonathan Hayes ..... Tight Ends  
Bill Lazor\* ..... Quarterbacks  
Marcus Lewis ..... Defensive Quality Control/  
Defensive Line  
David Lippincott ..... Assistant Linebackers/  
Quality Control  
Robert Livingston ..... Secondary  
Chip Morton ..... Strength and Conditioning  
Dan Pitcher ..... Offensive Assistant/Wide Receivers  
Darrin Simmons ..... Special Teams Coordinator  
James Urban ..... Wide Receivers  
Ken Zampese\*\* ..... Offensive Coordinator  
*\*Was Quarterbacks Coach for Games 1-2 and  
Offensive Coordinator for Games 3-16.  
\*\*Released after Game 2.*

**2018**

**HEAD COACH — MARVIN LEWIS\***

Teryl Austin\*\* ..... Defensive Coordinator  
Bob Bicknell ..... Wide Receivers  
Jacob Burney ..... Defensive Line  
Kyle Caskey ..... Running Backs  
Brayden Coombs ..... Assistant Special Teams/  
Offensive Quality Control  
Robert Couch ..... Offensive Quality Control/  
Offensive Line  
Jeff Friday ..... Assistant Strength and Conditioning  
Jim Haslett ..... Linebackers  
Jonathan Hayes ..... Tight Ends  
Daronte Jones ..... Secondary/Cornerbacks  
Bill Lazor ..... Offensive Coordinator  
Marcus Lewis ..... Defensive Quality Control/  
Linebackers  
Robert Livingston ..... Secondary/Safeties  
Chip Morton ..... Strength and Conditioning  
Dan Pitcher ..... Offensive Assistant/Quarterbacks  
Frank Pollack ..... Offensive line  
Matt Raich ..... Defensive Assistant/  
Assistant Defensive Line  
Darrin Simmons ..... Special Teams Coordinator  
Alex Van Pelt ..... Quarterbacks  
*\*Assumed the responsibilities of Defensive  
Coordinator for Games 10-16.  
\*\*Released after Game 9.*



# PLAYER HISTORY

## ALL-TIME ROSTER

To be eligible for the all-time roster, a player must have been in uniform for at least one regular-season or postseason game, or spent a minimum of four games on the roster (including inactive status). A player who qualifies at any point under these guidelines also will be credited for seasons in which he was on a reserve list but did not play or dress for a game. Players who spend time on a reserve list but have never played or dressed for a game do not qualify for the all-time roster. The Practice Squad does not qualify.

— A —				
NO.	NAME	POS.	YRS.	COLLEGE
53	Abdullah, Khalid	LB	'03-04	Mars Hill
46	Adams, Blue	CB	'07	Cincinnati
52	Adams, Doug	LB	'71-74	Ohio State
95	Adams, Sam	DT	'06	Texas A&M
90	Adeyanju, Victor	DE	'10	Indiana
40	Alexander, Charles	HB/FB	'79-85	Louisiana State
82	Alexis, Alton	WR	'80	Tulane
15	Alford, Mario	WR	'15	West Virginia
25	Allen, Jason	CB	'12	Tennessee
33	Ambrose, Ashley	CB	'96-98	Mississippi Valley St.
89	Amnsler, Martin	DE	'70	Evansville
92	Anderson, Jamaal	DE	'12	Arkansas
31	Anderson, Jerry	S	'77	Oklahoma
14	Anderson, Ken	QB	'71-86	Augustana (Ill.)
71	Anderson, Willie	OT	'96-07	Auburn
79	Andrews, Stacy	G/OT	'04-08	Mississippi
78	Archer, Dan	OT	'68	Oregon
33	Armour, JoJuan	S/LB	'99-02	Miami (Ohio)
61	Aronson, Doug	G	'87	San Diego State
65	Arthur, Mike	C	'91-92	Texas A&M
96	Askew, Matthias	DT	'04-05	Michigan State
97	Atkins, Geno	DT	'10-18	Georgia
51	Avery, Ken	LB	'69-74	Southern Mississippi

— B —				
NO.	NAME	POS.	YRS.	COLLEGE
85	Baccaglio, Martin	DE	'68-70	San Jose State
79	Bacon, Coy	DE	'76-77	Jackson State
10	Bahr, Chris	K	'76-79	Penn State
18	Bailey, Thomas	WR	'95	Auburn
42	Ball, Eric	FB/KOR	'89-94	UCLA
38	Banks, Estes	RB	'68	Colorado
90	Bankston, Michael	DE	'98-00	Sam Houston State
35	Barber, Chris	S	'87-89	North Carolina A&T
86	Barber, Mike	WR	'90-92	Marshall
93	Barker, Leo	LB	'84-91	New Mexico State
53	Barnett, Tom	DT	'00	Pittsburgh
38,35	Basnight, Michael	RB	'99-00	North Carolina A&T
84	Bass, Don	WR/TE	'78-81	Houston
30	Bates, Jessie, III	S	'18	Wake Forest
89	Battaglia, Marco	TE	'96-01	Rutgers
31	Battle, Ralph	DB	'84	Jacksonville State
21	Bauman, Rashad	CB	'04-06	Oregon
23,49	Bean, Robert	CB	'00-01	Mississippi State
58	Beauchamp, Al	LB	'68-75	Southern
45	Beckett, Rogers	S	'03-04	Marshall
51,52	Bell, Brandon	LB	'17-18	Penn State
26	Bell, Leonard	S	'87	Indiana
40	Bell, Myron	S	'98-99	Michigan State
21	Benjamin, Ryan	RB	'93	Pacific
35	Bennett, Antoine	CB	'91-92	Florida A&M
16	Bennett, Ben	QB	'87	Duke
36	Bennett, Brandon	RB/KOR	'98-03	South Carolina
23	Bennett, Fred	CB	'10	South Carolina
32	Benson, Cedric	RB	'08-11	Texas
57	Bentley, Ray	LB	'92	Central Michigan
66	Bergey, Bill	LB	'69-73	Arkansas State
25	Bernard, Giovanni	RB	'13-18	North Carolina
82	Berry, Royce	DE	'69-75	Houston
79	Berthussen, Bill	DE	'87	Iowa State
21	Bieniemy, Eric	RB/KOR	'95-98	Colorado
99,75	Billings, Andrew	DT	'16-18	Baylor
24	Billups, Lewis	CB	'86-91	North Alabama
90	Blukidi, Christo	DT	'13	Georgia State
85	Binnis, Armon	WR	'12	Cincinnati
66	Blackman, Ken	G	'96-99	Illinois
37	Blackmon, Roosevelt	CB	'98-99	Morris Brown
56	Blackstock, Darryl	LB/DE	'08	Virginia
29	Blackwood, Lyle	S/PR	'73-75	Texas Christian
74	Blados, Brian	G/OT	'84-91	North Carolina
45	Blair, Michael	FB	'98	Ball State
8	Blake, Jeff	QB	'94-99	East Carolina
61	Bodine, Russell	C	'14-17	North Carolina
41	Body, Patrick	CB	'05	Toledo
53	Boley, Michael	LB	'13	Southern Mississippi
65	Boling, Clint	G	'11-18	Georgia
96	Booker, Vaughn	DE	'00-02	Cincinnati
32	Borders, Nate	S	'87	Indiana
61	Boyarisky, Jerry	NT	'82-85	Pittsburgh
85	Boyd, LaVell	WR	'00	Louisville
83	Boyd, Tyler	WR	'16-18	Pittsburgh
85	Brabham, Dan	LB	'68	Arkansas
60	Bradley, Chuck	OT	'93	Kentucky
55	Brady, Ed	LB/LS	'86-91	Illinois
74	Braham, Rich	C/G	'94-06	West Virginia
4	Bramlet, Casey	QB	'04	Wyoming
58	Braxton, David	LB	'94	Wake Forest
3,10	Breech, Jim	K	'80-92	California

34	Breeden, Louis	CB	'77-87	N. Carolina Central
18	Breen, Adrian	QB	'87	Morehead State
83	Brennan, Brian	WR	'82	Boston College
60	Brennan, Mike	OT	'90-91	Notre Dame
88	Brewer, Sean	TE	'01-02	San Jose State
10	Brice, Will	P	'99	Virginia
47	Bright, Greg	S	'80-81	Morehead State
65	Briz, Darrick	C	'94-98	Oregon State
43	Brim, Mike	CB	'93-95	Virginia Union
83	Brock, Kevin	TE	'14	Rutgers
50,55	Brooks, Ahmad	LB	'06-07	Virginia
82	Brooks, Billy	WR	'76-79	Oklahoma
27	Brooks, Greg	CB	'04-06	Southern Mississippi
21	Brooks, James	RB	'84-91	Auburn
33	Broussard, Steve	RB	'94	Washington State
75	Brown, Anthony	OT/G	'95-98	Utah
78	Brown, Bob	DT	'75-76	Arkansas AM&N
23	Brown, Chykie	CB	'16	Texas
81	Brown, Eddie	WR	'85-91	Miami (Fla.)
3	Brown, Josh	K	'12	Nebraska
86	Brown, Ken	WR	'87	Southern Arkansas
52	Brown, Preston	LB	'18	Louisville
80	Brown, Tom	WR	'87	Augustana (S.D.)
21	Browner, Jim	S	'79-80	Notre Dame
79	Browner, Ross	DE	'78-86	Notre Dame
72	Brumfield, Scott	G	'93-97	Brigham Young
52	Buchanan, Tim	LB	'69	Hawaii
99	Buck, Jason	DE	'87-90	Brigham Young
96	Buckner, Brentson	NT	'97	Clemson
89	Buie, Drew	WR	'72	Catawba
74	Bujnoch, Glenn	G	'76-82	Texas A&M
4	Bullock, Randy	K	'16-18	Texas A&M
55	Buncom, Frank	LB	'68	Southern California
55	Burfit, Vontaze	LB	'12-18	Arizona State
28	Burk, Scott	S	'79	Oklahoma State
33	Burkhead, Rex	RB	'13-16	Nebraska
67	Burley, Gary	DE	'75-83	Pittsburgh
38	Burns, Jason	RB	'95	Wisconsin
21	Burns, Jeff	CB	'02-03	Notre Dame
58	Bush, Blair	C	'78-82	Washington
88	Bush, Steve	TE/FB/LS	'97-00	Arizona State
36,40	Busing, John	S	'06-08	Miami (Ohio)
27	Bussey, Barney	S/KOR	'86-92	South Carolina State

— C —				
NO.	NAME	POS.	YRS.	COLLEGE
68	Cadigan, Dave	G	'94	Southern California
87	Caldwell, Andre	WR/KOR	'08-11	Florida
50	Cameron, Glenn	LB	'75-85	Florida
17	Campbell, Jason	QB	'14	Auburn
64	Canale, Justin	G	'69	Mississippi State
34	Carey, Richard	CB	'89	Idaho
70	Carpenter, Ron N.	DT/DE	'70-76	North Carolina State
32	Carpenter, Ron A.	S	'93	Miami (Ohio)
86	Carroll, Wesley	WR	'93	Miami (Fla.)
33,39	Carson, Tra	RB	'16-18	Texas A&M
45	Carter, Carl	CB	'90	Texas Tech
82	Carter, Cethan	H-B	'17-18	Nebraska
42	Carter, Chris C.	S	'00-01	Texas
51,56	Carter, Chris D.	LB	'14-15	Fresno State
32	Carter, Ki-Jana	RB	'95-99	Penn State
21	Carter, Tom	CB	'99-01	Notre Dame
11	Carter, Virgil	QB	'70-73	Brigham Young
37	Casanova, Tommy	S/PR	'72-77	Louisiana State
21	Castille, Simeon	CB	'08	Alabama
56	Catchings, Toney	LB	'87	Cincinnati
55	Chamberlin, Frank	LB	'93-'04	Boston College
72	Chambers, Kirk	OT	'10	Stanford
81	Chandler, Al	TE	'73-74	Oklahoma
24	Chapman, Clarence	CB	'80-81	Eastern Michigan
80	Charles, Orson	TE	'12-13	Georgia
83	Chatman, Antonio	WR/PR	'06-09	Cincinnati
91	Chevrier, Randy	LS	'01	McGill (Canada)
79	Chomyszak, Steve	DT/DE	'68-73	Syracuse
11	Christensen, Jeff	QB	'83	Eastern Illinois
57	Clark, Bernard	LB	'90-91	Miami (Fla.)
42,35	Clark, Boobie	FB	'73-78	Bethune-Cookman
11	Clark, Bryan	QB	'84	Michigan State
21	Clark, Rico	CB	'99	Louisville
11	Clark, Wayne	QB	'74	U.S. International
93	Clarke, Will	DE	'14-16	West Virginia
22	Clements, Nate	CB/S	'11-12	Ohio State
92	Clemons, Duane	DE	'03-05	California
86,46	Coats, Daniel	TE/FB	'07-10	Brigham Young
61	Coats, Tony	G	'99	Washington
24	Cobb, Marvin	S	'75-79	Southern California
89	Cobb, Mike	TE	'77	Michigan State
81	Cochart, Colin	TE	'11	South Dakota State
80	Coffman, Chase	TE	'09-10	Missouri
32	Coleman, Al	S	'69-71	Tennessee State
60	Coleman, Reggie	OT	'02	Tennessee
11	Coles, Laveranues	WR	'09	Florida State
55	Collins, Andre	LB	'95-97	Penn State
73	Collins, Anthony	OT	'08-13	Kansas
90	Collins, Gerald	LB	'95	Vanderbilt
76	Collins, Glen	DE	'82-85	Mississippi State
80	Collinsworth, Cris	WR	'81-88	Florida
38	Conley, Steve	TE	'72	Kansas
32	Conner, John	FB	'12	Kentucky

12	Cook, Greg	QB	'69-74	Cincinnati
64	Cook, Kyle	C	'08-13	Michigan State
92	Copeland, John	DE/DT	'93-00	Alabama
81	Corbett, Jim	TE	'77-80	Pittsburgh
16	Core, Cody	WR	'16-18	Mississippi
76	Cornish, Frank	DT	'70	Grambling
12	Cosby, Quan	WR/PR	'09-10	Texas
88	Coslet, Bruce	TE	'69-76	Pacific
6	Costello, Brad	P	'98-99	Boston University
46,29	Cottrhan, Jeff	FB	'94-96	Ohio State
70	Cotton, Barney	G	'79	Nebraska
52	Cousino, Brad	LB	'75	Miami (Ohio)
4	Covington, Scott	QB	'99-01	Miami (Fla.)
10	Crabtree, Eric	WR	'69-71	Pittsburgh
34	Craig, Neal	S	'71-73	Fisk

— D —				
NO.	NAME	POS.	YRS.	COLLEGE
14	Dalton, Andy	QB	'11-18	Texas Christian
56	Dansby, Karlos	LB	'16	Auburn
96	Davidson, Kenny	DE	'96	Louisiana State
26	Davis, Charlie	RB	'74-75	Colorado
31	Davis, Lee	CB	'85	Mississippi
21	Davis, Oliver	S	'81-82	Tennessee State
27	Davis, Ricky	S	'75	Alabama
35,25	Davis, Tony	RB/PR	'76-78	Nebraska
34	Dawson, Clifton	RB	'07	Harvard
47	Dawson, P.J.	LB	'15-16	Texas Christian
93	DeAyala, Kiki	LB	'86-87	Texas
85	DeGraffenried, Allen	WR	'93	Ohio State
50	DeLeone, Tom	G/C	'72-73	Ohio State
73	DeMarco, Brian	G	'99	Michigan State
21	Dennard, Darqueze	CB	'14-18	Michigan State
63	Dennis, Guy	G	'69-72	Florida
74	Dennis, Mark	OT	'94	Illinois
56	DePaso, Tom	LB	'78	Penn State
51	Devlin, Chris	LB	'75-78	Penn State
34	Dillahunt, Ellis	S	'88	East Carolina
28	Dillon, Corey	RB	'97-03	Washington
51	DiManche, Jayson	LB	'13-14	Southern Illinois
38	Dingle, Mike	RB	'91-92	South Carolina
52,51	Dinkel, Tom	LB	'78-83, '85	Kansas
51	Dixon, Gerald	LB	'96-97	South Carolina
29	Dixon, Rickey	DB	'88-92	Oklahoma
66	Donahue, Mark	G	'78-79	Michigan
10	Dorsch, Travis	P/K	'02	Purdue
27	Dorsey, DeDe	RB	'07-08	Lindenwood
44	Doss, Mike	S	'08	Ohio State
76	Doughty, Mike	OT	'99-00	Notre Dame
67	Douglas, David	OT	'86-88	Tennessee
45	Douthard, Ty	RB	'97	Illinois
44	Dressler, Doug	RB	'70-74	Chico State
6	Driskel, Jeff	QB	'16-18	Louisiana Tech
41	Duckett, Forey	DB	'94	Nevada-Reno
81	Dugans, Ron	WR	'00-02	Florida State
96	Dunlap, Carlos	DE	'10-18	Florida
80	Dunn, David	WR/KOR	'95-98	Fresno State
21	Dunn, Paul	RB	'70	U.S. International
29	Durko, Sandy	S	'70-72	Southern California
44	Dye, Tony	S	'12-13	UCLA
27	Dyer, Ken	S	'69-71	Arizona State

— E —				
NO.	NAME	POS.	YRS.	COLLEGE
70	Eaddy, James	NT	'87	New York Tech
53,87	Edebali, Kasim	DE	'18	Boston College
41	Edmonds, Chris	LB/TE/FB	'01-03	West Virginia
73	Edwards, Eddie	DE/DT	'77-88	Miami (Fla.)
85	Eifert, Tyler	TE	'13-18	Notre Dame
36	Elliott, Lenvil	RB	'73-78	Northwest Missouri St.
59	Ely, Larry	LB	'70-71	Iowa
52	Elzey, Paul	LB	'68	Toledo
12	Erickson, Alex.	WR/KOR/PR	'16-18	Wisconsin
50	Ericksen, Bernard	LB	'68	Abilene Christian
17	Ernst, Mike	QB	'73-74	Cal State-Fullerton
7	Esiason, Boomer	QB	'84-92, '97	Maryland
50	Evans, Jordan	LB	'17-18	Oklahoma

— F —				
NO.	NAME	POS.	YRS.	COLLEGE
31	Fain, Richard .....	CB	'91	Florida
62	Faine, Jeff .....	C	'12	Notre Dame
63	Fairchild, Greg .....	G	'76-77	Tulsa
68	Fanene, Jonathan .....	DE/DT	'05-11	Utah
33	Farley, John .....	RB	'84	Cal State-Sacramento
83	Farmer, Danny .....	WR	'00-02	UCLA
96	Fears, Willie .....	DE	'87	Northwestern St. (La.)
42	Fejedelem, Clayton .....	S	'16-18	Illinois
44	Fenner, Derrick .....	FB	'92-94	North Carolina
72	Fest, Howard .....	G/OT	'68-75	Texas
25	Fisher, Charles .....	CB	'99-00	West Virginia
74,44	Fisher, Jake .....	OT/H-B	'15-18	Oregon

## (Player history — all-time roster, continued)

11	Fitzpatrick, Ryan	QB	'07-08	Harvard
52	Flaherty, Tom	LB	'87	Northwestern
25	Fletcher, Jamar	CB	'08	Wisconsin
71	Fletcher, John	G	'87	Texas A&I
53	Flowers, Marquis	LB	'14-16	Arizona
95	Foley, Steve	LB	'98-02	Northwest Louisiana
67	Fontenot, Jerry	C	'04	Texas A&M
11	Ford, Mike	QB	'82	Southern Methodist
88	Foschi, J.P.	TE	'09-10	Georgia Tech
50	Francis, James	LB	'90-98	Baylor
39	Franklin, Pat	RB	'87	Southwest Texas St.
88	Franks, Jordan	TE	'18	Central Florida
57	Frazier, Andre	LB	'06-07	Cincinnati
43	Frazier, Curt	CB	'68	Fresno State
49,58	Frazier, Guy	LB	'81-84	Wyoming
12	Frerotte, Gus	QB	'02	Tulsa
97	Frier, Mike	DE	'92-94	Appalachian State
47,83	Frisch, David	TE	'93-94	Colorado State
33	Fritts, Stan	RB	'75-76	North Carolina State
33	Fulcher, David	S	'86-92	Arizona State
17	Fulhage, Scott	P	'87-88	Kansas State
42	Fuller, Mike	S/PPR	'81-82	Auburn

## — G —

NO.	NAME	POS.	YRS.	COLLEGE
18	Gallery, Jim	K	'89	Minnesota
48	Garrett, John	WR	'89	Princeton
89	Garrett, Shane	WR/KOR	'91-92	Texas A&M
11	Gaynor, Doug	QB	'86	Cal State-Long Beach
91	Geathers, Robert	DE/LB	'04-14	Georgia
26	Gehrke, Jack	WR	'69	Utah
89	George, Tim	WR	'73	Carson-Newman
21	Ghee, Brandon	CB	'10-13	Wake Forest
53	Ghiaciuc, Eric	C	'05-08	Central Michigan
48	Gibler, Andy	TE	'83	Missouri
84	Gibson, Damon	WR/PR	'98	Iowa
99	Gibson, Oliver	DT/NT	'99-03	Notre Dame
95	Gilberry, Wallace	DE	'12-16	Alabama
30	Gilliard, Cory	S	'97	Ball State
98	Glasgow, Ryan	DT	'17-18	Michigan
64	Glass, Bill	G	'80	Baylor
77	Glenn, Cordy	OT	'18	Georgia
42	Glover, LaVar	CB	'02	Cincinnati
63	Goff, Mike	G/OT/C	'98-03	Iowa
58	Gordon, Alex	LB	'91-93	Cincinnati
7	Gradkowski, Bruce	QB	'11-12	Toledo
33	Graham, Kenny	S	'70	Washington State
41	Graham, Scottie	RB	'97	Ohio State
17	Graham, Shayne	K	'03-09	Virginia Tech
24	Grant, Alan	CB	'93	Stanford
98	Grant, David	NT	'88-91	West Virginia
91	Granville, Billy	LB	'97-00	Duke
41	Graves, White	S	'68	Louisiana State
18	Green, A.J.	WR	'11-18	Georgia
41	Green, Dave	P/K	'74-75	Ohio
28	Green, Harold	RB	'90-95	South Carolina
18	Green, Skyler	WR	'07	Louisiana State
42	Green-Ellis, BenJarvis	RB	'12-13	Mississippi
84	Gresham, Jermaine	TE	'10-14	Oklahoma
45	Griffin, Archie	LB	'76-83	Ohio State
87	Griffin, Damon	WR/PR	'99-00	Oregon
22	Griffin, James	S	'83-85	Middle Tennessee St.
76	Griffin, Jim	DE	'68	Grambling
44	Griffin, Ray	CB/KOR	'78-84	Ohio State
46	Groce, Cliff	FB	'99-00	Texas A&M
28	Guillory, John	DB	'69-70	Stanford
27	Gunn, Lance	S	'93	Texas
89	Gunner, Harry	DE	'68-69	Oregon State
62	Gutierrez, Brock	C/G	'96-02	Central Michigan

## — H —

NO.	NAME	POS.	YRS.	COLLEGE
45	Haddix, Wayne	CB	'91	Liberty
35	Haffner, Mike	WR	'71	UCLA
26	Hall, Cory	S	'99-02	Fresno State
29	Hall, Leon	CB	'07-15	Michigan
87	Hamilton, Cobi	WR	'14	Arkansas
88	Hamilton, Lawrence	WR	'03	Stephen F. Austin
71	Hammerstein, Mike	DE/NT	'86-90	Michigan
66	Hannula, Jim	OT	'83	Northern Illinois
91	Hardison, Marcus	DT	'15-16	Arizona State
45,41	Hardy, Adrian	CB	'94-95	Northwestern St. (La.)
51	Hardy, Kevin	LB	'03-04	Illinois
36	Hargrove, Jim	RB	'81	Wake Forest
57	Harmon, Ed	LB	'69	Louisville
96	Harrington, Chris	DE	'08	Texas A&M
53	Harris, Bo	LB	'75-82	Louisiana State
46	Harris, Clark	LS	'09-18	Rutgers
35	Harris, Davontae	CB	'18	Illinois State
26	Harris, Jim	DB	'71	Howard Payne
83	Harris, M.L.	TE	'80-85	Kansas State
8	Harris, Nick	P	'01-03	California
95	Harris, Orien	DT	'08-09	Miami (Fla.)
92	Harrison, James	LB	'13	Kent State
68	Hart, Bobby	OT	'18	Florida State
50	Hawk, A.J.	LB	'15	Ohio State
16	Hawkins, Andrew	WR	'11-13	Toledo
27	Hawkins, Artrell	CB	'98-03	Cincinnati
72	Hawkinson, Tanner	G	'13-14	Kansas
98	Hayden, Nick	DT	'11	Wisconsin
5	Hayes, Jeff	P	'86	North Carolina
69	Headrick, Sherrill	LB	'68	Texas Christian

20	Hearst, Garrison	RB	'96	Georgia
36	Heath, Jo-Jo	DB	'80	Pittsburgh
22	Heath, Rodney	CB	'99-01	Minnesota
34	Hebert, Kyries	S	'08-09	Louisiana-Lafayette
50	Henderson, Eric	DE/LB	'07-08	Georgia Tech
15	Henry, Chris	WR	'05-09	West Virginia
38	Henson, Champ	RB	'75	Ohio State
34	Herock, Ken	TE	'68	West Virginia
22	Herring, Kim	S	'04-05	Penn State
34	Herron, Daniel	RB	'12	Ohio State
16	Hertel, Rob	QB	'78	Southern California
89	Hewitt, Ryan	H-B	'14-17	Stanford
56	Hibler, Mike	LB	'68	Stanford
27	Hicks, Bryan	S	'80-84	McNeese State
23	Hill, Brian	RB	'17	Wyoming
49	Hill, Darius	TE	'09	Ball State
84,19	Hill, Jeff	WR	'94-96	Purdue
32	Hill, Jeremy	RB	'14-17	Louisiana State
28	Hill, Troy	CB	'15	Oregon
89	Hillary, Ira	WR/PR	'87-89	South Carolina
98	Hinkle, George	DE	'93	Arizona
58	Hobson, Victor	LB	'08	Michigan
52	Hodge, Abdul	LB	'08-09	Iowa
83	Holden, Steve	WR	'77	Arizona State
40	Holfield, John	RB	'88-89	West Virginia
76	Holland, Vernon	OT	'71-79	Tennessee State
12	Hollas, Donald	QB	'91-94	Rice
82	Holman, Rodney	TE	'82-92	Tulane
66,73	Hopkins, Trey	G	'14, '16-18	Texas
16	Holt, Glenn	WR/KOR	'06-08	Kentucky
71	Horn, Rod	NT	'80-81	Nebraska
10	Horne, Greg	P	'87	Arkansas
20	Horton, Ray	CB	'83-88	Washington
84	Houshmandzadeh, T.J.	WR/PR	'01-08	Oregon State
53	Howard, Thomas	LB	'11-12	Texas-El Paso
20	Howard, Ty	CB	'99	Ohio State
71	Howe, Garry	NT	'93	Colorado
94	Hubbard, Sam	DE	'18	Ohio State
10	Huber, Kevin	P	'09-18	Cincinnati
60	Hudson, Otis	G	'11	Eastern Illinois
85	Hudson, James	WR	'96-99	Portland State
20	Hunt, Bobby	S	'68-69	Auburn
31	Hunt, Gary	DB	'87	Memphis State
72	Hunt, Ron	OT	'76-78	Oregon
99	Hunt, Margus	DE	'13-16	Southern Methodist

## — I —

NO.	NAME	POS.	YRS.	COLLEGE
43	Iloka, George	S	'12-17	Boise State
92	Inglis, Tim	LB	'87-88	Toledo

## — J —

NO.	NAME	POS.	YRS.	COLLEGE
23	Jackson, Bernard	S/CB/KOR	'72-76	Washington State
28	Jackson, Dexter	S	'06-08	Florida State
65	Jackson, John	OT	'00-01	Eastern Kentucky
95	Jackson, LaDairis	LB	'03-04	Oregon State
37	Jackson, Robert	S	'81-87, '89	Central Michigan
22	Jackson, William, III	CB	'16-18	Houston
80	Jackson, Willie	WR	'98-99	Florida
80	James, Lynn	WR	'90-91	Arizona State
20,26	James, Tory	CB	'03-06	Louisiana State
30	Jauron, Dick	S	'78-81	Yale
93,53	Jeanty, Rashad	LB	'06-09	Central Florida
57	Jefferson, Kevin	LB	'94-95	Lehigh
45	Jefferson, Malik	LB	'18	Texas
87	Jeffries, Curtis	TE	'87	Louisville
84	Jennings, Mike	WR	'97	Hampton
23	Jennings, Kelly	CB	'11	Miami (Fla.)
25	Jennings, Ligarius	CB	'01-02	Tennessee State
36	Jennings, Stanford	RB/KOR	'84-90	Furman
68	Jetton, Paul	C/G	'89-91	Texas
30	Johnson, Bill	RB	'85-87	Arkansas State
54	Johnson, Bob	C	'68-79	Tennessee
59	Johnson, Brandon	LB	'08-11	Louisville
85	Johnson, Chad (changed last name to Ochocinco in 2008; was known as Ochocinco from '08-11)	WR	'01-10	Oregon State
68,99	Johnson, Donnell	OT	'93	Johnson C. Smith
11	Johnson, Doug	QB	'06	Florida
19	Johnson, Essex	RB/PR/KOR	'68-75	Grambling
39	Johnson, James	RB	'08	Kansas State
31,23	Johnson, Jeremi	FB	'03-09	Western Kentucky
29	Johnson, Jim	DB	'69	South Carolina State
55	Johnson, John	LB	'94	Clemson
8	Johnson, Josh	QB	'13	San Diego
80	Johnson, Ken	DE	'71-77	Indiana
59	Johnson, Landon	LB	'04-07	Purdue
27	Johnson, Larry	RB	'09	Penn State
11	Johnson, Lee	P/K	'88-98	Brigham Young
43	Johnson, Mark	S	'87	Western Kentucky
93,90	Johnson, Michael	DE/LB	'09-13, '15-18	Georgia Tech

52	Johnson, Nico	LB	'14	Alabama
46	Johnson, Pete	FB	'77-83	Ohio State
50	Johnson, Riall	LB	'01-03	Stanford
32	Johnson, Rudil	RB	'01-07	Auburn
60	Johnson, T.J.	C/G	'14-17	South Carolina
99	Johnson, Tank	DT	'09-10	Washington
90	Johnson, Tim	DT	'96	Penn State
78	Johnson, Walter	DT	'77	Los Angeles State
18	Joiner, Charlie	WR	'72-75	Grambling
57	Jolitz, Evan	LB	'74	Cincinnati
24	Jones, Adam	CB/PR/KOR	'10-17	West Virginia

32	Jones, Bob	S	'73-74	Virginia Union
66	Jones, Dan	OT	'93-95	Maine
20	Jones, David	CB	'07-09	Wingate
57	Jones, Dhani	LB	'07-10	Michigan
44	Jones, Herana-Daze	S	'06-08	Indiana
76	Jones, Levi	OT	'02-08	Arizona State
82	Jones, Marvin	WR	'12-15	California
25	Jones, Rod (Roderick)	CB	'90-96	Southern Methodist
60	Jones, Rod (Rodrek)	OT/G	'96-00	Kansas
24	Jones, Roger	CB	'94-96	Tennessee State
77	Jones, Scott	OT	'89, '91	Washington
74,78	Jones, Willie Lee	DT/DE	'68, '70-71	Kansas State
83	Jordan, Kevin	WR	'96	UCLA
36	Joseph, James	RB	'95	Auburn
22	Joseph, Johnathan	CB	'06-10	South Carolina
12	Joseph, Kerry	QB	'96	McNeese State
10	Justin, Paul	QB	'98	Arizona State

## — K —

NO.	NAME	POS.	YRS.	COLLEGE
34	Kaevsiham, Kevin	S/CB	'01-06	Augustana (S.D.)
62	Kalis, Todd	G	'95	Arizona State
84	Kattus, Eric	TE	'86-91	Michigan
56	Kearney, Tim	LB	'72-74	Northern Michigan
29	Keaton, Curtis	RB/KOR	'00-01	James Madison
44	Keeling, Rex	P	'68	Samford
24	Kellermann, Ernie	S	'72	Miami (Ohio)
77	Kelly, Bob	OT	'68	New Mexico State
58	Kelly, Joe	LB	'86-89	Washington
87	Kelly, Mike	TE	'70-72	Davidson
82	Kelly, Reggie	TE	'03-10	Mississippi State
98	Kelly, Todd	DE	'95-96	Tennessee
26	Kemp, Bobby	S	'81-86	Cal State-Fullerton
89	Kern, Don	TE	'84-85	Arizona State
43	Kilmer, Ethan	S	'06-08	Penn State
65	Kindricks, Bill	DT	'68	Alabama A&M
47	King, Charlie	CB	'68-69	Purdue
90	King, Emanuel	LB	'85-88	Alabama
41	King, Joe	S	'91	Oklahoma State
28	Kinnebrew, Larry	FB	'83-87	Tennessee State
55	Kirk, Randy	LB	'92-93	San Diego State
27	Kirkpatrick, Dre	CB	'12-18	Alabama
3	Kitna, Jon	QB	'01-05	Central Washington
7,15	Klingler, David	QB	'92-95	Houston
71	Koch, Pete	DT	'84	Maryland
50	Koegel, Vic	LB	'74	Ohio State
3	Koehn, Marshall	K	'17	Iowa
68	Kollar, Bill	DT	'74-76	Montana State
75	Koostira, Scott	G/OT	'03-09	North Carolina State
30	Kors, R.J.	S	'93	Cal State-Long Beach
64	Kozerski, Bruce	C/G/OT	'84-95	Holy Cross
86	Kreider, Steve	WR	'79-86	Lehigh
6	Krenz, Craig	QB	'05	Ohio State
15	Kresser, Eric	QB	'97-99	Marshall
75	Krevis, Al	OT	'75	Boston College
81	Kroft, Tyler	TE	'15-18	Rutgers
69	Krumrie, Tim	NT	'83-94	Wisconsin
59	Kurnick, Howie	LB	'79-80	Cincinnati

## — L —

NO.	NAME	POS.	YRS.	COLLEGE
11	LaFell, Brandon.....	WR	'16-17	Louisiana State
40	Lamb, Ron.....	RB	'68-71	South Carolina
59	Lamur, Emmanuel.....	LB	'12-15	Kansas State
94,58	Langford, Jevon.....	DE	'96-01	Oklahoma State
62	Lapham, Dave.....	G/C/OT	'74-83	Syracuse
19	Larson, Kyle.....	P	'04-08	Nebraska
83	Law, Dennis.....	WR/PR	'78	East Tennessee State
80	Lawrie, Nate.....	TE	'07-08	Yale
58	Lawson, Carl.....	DE-LB	'17-18	Auburn
99	Lawson, Manny.....	LB	'11-12	North Carolina State
68	Lawson, Steve.....	G	'71-72	Kansas
55	LeClair, Jim.....	LB	'72-83	North Dakota
86	Lee, Donald.....	TE	'11	Mississippi State
58	Leeuwenburg, Jay.....	G/C	'99	Colorado
8	LeFevour, Dan.....	QB	'10	Central Michigan
89	Lengel, Matt.....	TE	'18	Eastern Kentucky
40	Leonard, Brian.....	RB	'09-12	Rutgers
52	Levels, Dwayne.....	LB	'03	Oklahoma State
88	Levenseller, Mike.....	WR	'79-80	Washington State
15	Lewis, Dave.....	P/QB	'70-73	Stanford
37	Lewis-Harris, Chris.....	CB	'12-16	Tenn.-Chattanooga
77	Leyva, Victor.....	G/OT	'01-03	Arizona State
75	Linn, Jack.....	G/OT	'93	West Virginia
88,11	Little, Greg.....	WR	'14-15	North Carolina
62	Livingston, Nate.....	G	'08-11	Louisiana State
11	Livingston, Dale.....	P/K	'68-69	Western Michigan
52	Logan, James.....	LB	'95	Memphis
29,23	Logan, Marc.....	RB	'87-88	Kentucky
30	Lott, Anthone.....	CB	'97	Florida
30	Luchey, Nick (formerly Nick Williams)	FB/H-B	'99-02,'05	Miami (Fla.)
50	Luigs, Jonathan.....	C	'09	Arkansas
29	Lusby, Vaughn.....	CB/PR	'79	Arkansas
47	Lynch, Corey.....	S	'08	Appalachian State
35	Lynch, James.....	FB	'04	Maryland

(Player history — all-time roster, continued)

9	Manca, Massimo.....	K	'87	Penn State
44	Manning, Aaron.....	CB	'87	Iowa State
95	Manning, Roy.....	LB	'07	Michigan
58	Manos, Sam.....	C	'87	Marshall
44	Manuel, Marquand.....	S	'02-03	Florida
22	Marsh, Curtis.....	CB	'13	Utah State
83	Marshall, Ed.....	WR	'71	Cameron (Okla.)
52	Marshall, Lamar.....	LB	'07	Michigan State
88	Martin, Mike.....	WR/PR/KOR	'83-89	Illinois
98	Martin, Terrance.....	DT	'04	North Carolina State
24	Mathias, Ric.....	CB	'98-99	Wisconsin-LaCrosse
66	Mathis, Evan.....	G	'08-10	Alabama
57,52	Matlock, John.....	C	'68	Miami (Fla.)
73	Matson, Pat.....	G	'68-74	Oregon
6	Matthews, Shane.....	QB	'03	Florida
58	Mauluga, Rey.....	LB	'09-16	Southern California
36	Maul'a, Reagan.....	FB	'08	Hawaii
96	Maxey, Curtis.....	NT	'88	Grambling
50,58	Maxwell, Jim.....	LB	'07-08	Gardner-Webb
10	Maxwell, Marcus.....	WR	'07-08	Oregon
71	Mayes, Rufus.....	OT	'70-78	Ohio State
51	Mays, Corey.....	LB	'07-08	Notre Dame
26	Mays, Taylor.....	S	'11-14	Southern California
39	McCalebb, Onterio.....	CB	'14	Auburn
82	McCall, Ed.....	WR	'68	Miles College
5	McCarron, AJ.....	QB	'14-17	Alabama
72	McClendon, Skip.....	DE	'87-91	Arizona State
65,66	McClure, Wayne.....	LB	'68,'70	Mississippi
40	McCluskey, David.....	RB	'87	Georgia
86	McDaniel, John.....	WR	'74-77	Lincoln
69	McDonald, Clinton.....	DT	'10	Memphis
56	McDonald, Ricardo.....	LB	'92-97	Pittsburgh
85	McGee, Tim.....	WR/KOR	'86-92,'94-95	Tennessee
82	McGee, Tony.....	TE	'93-01	Michigan
96	McGhee, Kanavis.....	LB	'94	Colorado
59	McGill, Karmeeleyah.....	LB	'93	Notre Dame
66	McGlynn, Mike.....	G	'11	Pittsburgh
87	McInally, Pat.....	P/W	'76-85	Harvard
43	McMullen, Kirk.....	TE	'01	Pittsburgh
10	McNeal, Reggie.....	WR	'06	Texas A&M
29	McRae, Tony.....	CB	'17-18	North Carolina A&T
42	McVea, Warren.....	WR/KOR	'68	Houston
85	Meehan, Greg.....	WR	'87	Bowling Green
58	Megna, Marc.....	LB	'00	Richmond
62	Melander, Jon.....	G	'92	Minnesota
59	Melontree, Andrew.....	LB	'80	Baylor
3	Mesko, Zoltan.....	P	'13	Michigan
68	Middendorf, Dave.....	G	'68-69	Washington State
45	Miles, Jeremy.....	S	'10-13	Massachusetts
36	Miles, Ostell.....	RB	'92-93	Houston
58	Miller, Caleb.....	LB	'04-07	Arkansas
44	Milne, Brian.....	FB	'96-99	Penn State
51	Minter, Kevin.....	LB	'17	Louisiana State
42	Mitchell, Anthony.....	S	'04-06	Tuskegee
72	Mitchell, Mack.....	DE	'79	Houston
19	Mitchell, Scott.....	QB	'00-01	Utah
99	Miiz, Alonzo.....	DE	'91-92	Florida
28	Mixon, Joe.....	RB	'17-18	Oklahoma
52	Moch, Dontay.....	LB	'11-12	Nevada
93	Monds, Mario.....	DT	'01-02	Cincinnati
28	Montgomery, Cleotha.....	RB/KOR/PR	'80	Abilene Christian
65	Montoya, Max.....	G/OT	'79-89	UCLA
60	Moore, Blake.....	C	'80-83	Wooster
60	Moore, Eric.....	OT	'94	Indiana
29	Moore, Kelvin.....	S	'98-99	Morgan State
60	Moore, Langston.....	DT	'04	South Carolina
50	Moore, Larry.....	G/C	'04-05	Brigham Young
65	Moore, Mauliy.....	DT	'75	Bethune-Cookman
93	Morabito, Tim.....	DT	'96	Boston College
21	Morgan, Melvin.....	CB	'76-78	Mississippi Valley St.
26	Morrison, Reece.....	RB	'72-73	Southwest Texas St.
73	Moyer, Ken.....	G/OT	'89-94	Toledo
56	Muckelroy, Rodrick.....	LB	'10-12	Texas
16	Muhlmann, Horst.....	K	'69-74	(none)
78	Munoz, Anthony.....	OT	'80-92	Southern California
44	Murray, Rico.....	CB/S	'09-11	Kent State
25	Myers, Chip.....	WR	'69-76	Northwestern Okla.
31	Myers, Greg.....	S/PR	'96-99	Colorado State
96	Myers, Michael.....	DT	'07	Alabama
37	Myles, Reggie.....	CB/S	'02-05	Alabama

— N —

NO.	NAME	POS.	YRS.	COLLEGE
57	Navies, Hannibal.....	LB	'05	Colorado
41	Ndukwe, Chinedum.....	S	'07-10	Notre Dame
41	Neal, Lorenzo.....	FB	'01-02	Fresno State
52	Neal, Randy.....	LB	'95-96	Virginia
53	Neidert, John.....	LB	'68	Louisville
20	Nelson, Reggie.....	S	'10-15	Florida
43	Nelson, Tom.....	S	'09-10	Illinois State
74	Newhouse, Marshall.....	OT	'14	Texas Christian
23	Newman, Terence.....	CB	'12-14	Kansas State
52	Nicholson, A.J.....	LB	'06	Florida State
56	Nickerson, Hardy.....	LB	'17-18	Illinois
42	Niehoff, Rob.....	S	'87	Cincinnati
95	Nix, Roosevelt.....	DE	'92-93	Central State (Ohio)
12	Norseth, Mike.....	QB	'87-88	Kansas
89	Novak, Jack.....	TE	'75	Wisconsin
2	Nugent, Mike.....	K	'10-16	Ohio State

— O —

NO.	NAME	POS.	YRS.	COLLEGE
68	Obrovac, Mike.....	G/OT	'81-83	Bowling Green
	Ochocinco, Chad (see Chad Johnson)			
98	Odum, Antwan.....	DE	'08-10	Alabama
12	O'Donnell, Neil.....	QB	'98	Maryland
12	O'Dwyer, Matt.....	G	'99-03	Northwestern
92	Ogbo, Eric.....	DE	'02	Maryland
70	Ogbuehi, Cedric.....	OT	'15-18	Texas A&M
96	Oglesby, Alfred.....	DT	'95	Houston
52	Ogletree, Craig.....	LB	'90	Auburn
26	Ohalet, Ifeanyi.....	S	'05	Southern California
29	Oliver, Louis.....	S	'94	Florida
24	O'Neal, Deltha.....	CB	'04-07	California
26	Oriando, Bo.....	S	'96-97	West Virginia
4	O'Sullivan, J.T.....	QB	'09	California, Davis
48	Ott, Tyler.....	LS	'16	Harvard
81	Owens, Terrell.....	WR	'10	Tenn.-Chattanooga

— P —

NO.	NAME	POS.	YRS.	COLLEGE
9	Palmer, Carson.....	QB	'03-10	Southern California
5	Palmer, Jordan.....	QB	'08-10	Texas-EI Paso
74	Park, Ernie.....	G	'69	McMurry
86	Parker, Carl.....	WR	'88-89	Vanderbilt
24	Parker, Sirr.....	CB	'00	Texas A&M
20	Parrish, Lamar.....	CB/PR/KOR	'70-77	Lincoln
93	Parten, Ty.....	DE	'93-95	Arizona
98	Patterson, Elton.....	DE	'03-04	Central Florida
27	Paul, Tito.....	CB	'97	Ohio State
64	Payne, Rod.....	C	'97-98	Michigan
20	Peacock, Elvis.....	RB	'81	Oklahoma
30	Peerman, Cedric.....	RB	'10-17	Virginia
94	Peko, Domata.....	DT	'06-16	Michigan State
9	Pelfrey, Doug.....	K	'93-99	Kentucky
76	Perkins, Kent.....	OT	'17	Texas
64	Perreault, Pete.....	G	'68	Boston University
23,26	Perry, Chris.....	RB/KOR	'04-08	Michigan
31	Perry, Jason.....	S	'02	North Carolina State
32	Perry, Scott.....	CB	'76-79	Williams
88	Perry, Tab.....	WR/KOR	'05-07	UCLA
77	Peters, Frank.....	OT	'69	Ohio
50	Peterson, Ben.....	LB/LS	'99	Pittsburg State
53,87	Peterson, Bill.....	LB	'68-72	San Jose State
4	Petry, Aaron.....	K	'10	Ohio State
10	Philcox, Todd.....	QB	'90	Syracuse
23	Phillips, Darius.....	CB	'18	Western Michigan
30	Phillips, Jess.....	RB/DB	'68-72	Michigan State
59	Phillips, Ray.....	LB	'77-78	Nebraska
81,80	Pickens, Carl.....	WR/PR	'92-99	Tennessee
42	Pickering, Clay.....	WR	'84-85	Maine
58,97	Pillman, Brian.....	LB	'84	Miami (Ohio)
81	Pleasant, Marquis.....	WR	'87	Southern Methodist
61	Poe, Bill.....	G	'87	Morehead State
99	Pollack, David.....	LB	'05-07	Georgia
76	Pollak, Mike.....	G	'13-14	Arizona State
76	Pollard, Trent.....	G/OT	'94-96	Eastern Washington
35	Poole, Nathan.....	RB	'79-80	Louisville
13	Pope, Daniel.....	P	'00	Alabama
24	Pope, Geoffrey.....	CB	'08-09	Howard
56	Porter, Sean.....	LB	'13-15	Texas A&M
72,91	Powell, Carl.....	DE	'03-05	Louisville
9	Powell, Shawn.....	P	'13	Florida State
36	Pressley, Chris.....	FB	'10-13	Wisconsin
53	Price, Billy.....	C	'18	Ohio State
32	Price, Mitchell.....	CB/PR	'90-93	Tulane
60	Pritchard, Ron.....	LB	'72-77	Arizona State
68	Pureiford, Dave.....	DT	'78	Eastern Michigan
14	Purify, Maurice.....	WR	'09	Nebraska
97	Purvis, Andre.....	DT/DE	'97-99	North Carolina

— Q —

NO.	NAME	POS.	YRS.	COLLEGE
89	Query, Jeff.....	WR	'92-95	Millikin
89	Quinn, Richard.....	TE	'12	North Carolina

— R —

NO.	NAME	POS.	YRS.	COLLEGE
5	Rackers, Neil.....	K	'00-02	Illinois
81	Randall, Dennis.....	DE	'68	Oklahoma State
90	Randall, Kheeston.....	DT	'13	Texas
27	Randolph, Al.....	CB	'72	Iowa
20	Randolph, Thomas.....	CB	'98	Kansas State
25,26	Ratliff, Keiwan.....	CB/PR	'04-07,'09-10	Florida
31	Rawls, Thomas.....	RB	'18	Central Michigan
61	Rayam, Tom.....	G	'92-93	Alabama
3	Raymer, Dave.....	K	'08	Michigan State
51	Razzano, Rick.....	LB	'80-84	Virginia Tech
52	Reasons, Gary.....	LB	'92	Northwestern St. (La.)
11	Reaves, John.....	QB	'75-78	Florida
62	Redmond, Alex.....	G	'17-18	UCLA
79	Rehberg, Scott.....	G/OT	'00-03	Central Michigan
74	Reid, Mike.....	DT	'70-74	Penn State
75	Reimers, Bruce.....	G/OT	'84-91	Iowa State
67	Reinke, Jeff.....	DE	'87	Mankato State
88	Rembert, Reggie.....	WR	'91-93	West Virginia
57,53	Rey, Vincent.....	LB	'10-18	Duke
70	Rice, Andy.....	DT	'68-69	Texas Southern
46	Rice, Dan.....	RB	'87	Michigan
10	Richardson, Kyle.....	P	'03-04	Arkansas State
68	Richey, Tom.....	G/OT	'87	Kentucky

72	Ridgle, Elston.....	DE	'92	Nevada-Reno
87	Riggs, Jim.....	TE	'87-92	Clemson
66	Riley, Bob.....	OT	'87	Indiana
13	Riley, Ken.....	CB	'69-83	Florida A&M
52,64	Rimington, Dave.....	C	'83-87	Nebraska
79	Ringo, Christian.....	DT	'18	Louisiana-Lafayette
55	Rivers, Keith.....	LB	'08-11	Southern California
52	Roach, Trevor.....	LB	'15-16	Nebraska
30	Roberts, Terrell.....	CB	'03-04	Oregon State
98	Robinson, Bryan.....	DE/DT	'05-07	Fresno State
23	Robinson, Frank.....	CB	'92	Boise State
81	Robinson, Patrick.....	WR/PR/KOR	'93	Tennessee State
18	Robinson, Paul.....	RB/KOR	'68-72	Arizona
66	Robinson, Trevor.....	C	'12-13	Notre Dame
12	Roby, Courtney.....	WR	'07	Indiana
79	Rogers, Lamar.....	DE	'91-92	Auburn
74	Roland, Dennis.....	OT	'08-13	Georgia
20	Roman, Mark.....	CB/S	'00-03	Louisiana State
81	Roman, Nick.....	DE	'70-71	Ohio State
83	Romasko, Dave.....	TE	'87	Carroll College
94	Romer, Rich.....	LB	'88-89	Union (N.Y.)
57	Ross, Adrian.....	LB	'98-03	Colorado State
89,84	Ross, Dan.....	TE	'79-83,'85	Northeastern
15	Ross, John, III.....	WR	'17-18	Washington
77	Rourke, Jim.....	QB	'88	Boston College
3	Rowe, Jeff.....	QB	'07	Nevada
92	Rucker, Frostee.....	DE	'06-11	Southern California
95	Rucker, Keith.....	DT	'94-95	Ohio Wesleyan
88	Russell, Cliff.....	WR/KOR	'04	Utah
20,38	Russell, Kei'Varae.....	CB	'16-18	Notre Dame
82	Russell, Wade.....	TE	'87	Taylor
51	Ruud, Tom.....	LB	'78-79	Nebraska

— S —

NO.	NAME	POS.	YRS.	COLLEGE
70	Saddler, Rod.....	DE	'91	Texas A&M
87	Sadowski, Troy.....	TE	'94-96	Georgia
27	Saffold, Saint.....	WR	'68	San Jose State
72	St. Clair, Mike.....	DE	'80-82	Grambling
48	St. Louis, Brad.....	LS/TE	'00-09	Southwest Missouri St.
31	Sands, Robert.....	S	'11-12	West Virginia
65	Santucci, Dan.....	C	'07-09	Notre Dame
12	Sanu, Mohamed.....	WR	'12-15	Rutgers
11	Sanzenbacher, Dane.....	WR	'13-14	Ohio State
77	Sargent, Kevin.....	OT/G	'92-98	Eastern Washington
5	Savage, Tom.....	QB	'18	Pittsburgh
98	Savage, Tony.....	DE	'92	Washington State
23	Sawyer, Corey.....	CB/PR	'94-98	Florida State
22	Sawyer, Ken.....	S	'74	Syracuse
50	Schaffer, J.K.....	LB	'13-14	Cincinnati
56	Schlegel, Anthony.....	LB	'07	Ohio State
89	Schobel, Matt.....	TE	'02-05	Texas Christian
15	Schonert, Turk.....	QB	'80-85,'87-89	Stanford
86	Schreck, Mason.....	TE	'17-18	Buffalo
10	Schroeder, Jeff.....	QB	'93	UCLA
59	Schuh, Jay.....	LB	'81-85	Minnesota
59	Schutt, Scott.....	LB	'87	North Dakota State
28	Scott, Bernard.....	RB/KOR	'09-13	Abilene Christian
37	Scott, Bill.....	CB	'68	Idaho
86	Scott, Damay.....	WR	'94-01	San Diego State
93	Scott, Greg.....	DT	'04	Hampton
69	Scott, Niles.....	DT	'18	Frostburg State
74	Scott, Tom.....	OT	'93	East Carolina
76	Scraftford, Kirk.....	OT	'90-92	Montana
55	Sellers, Lance.....	LB	'87	Boise State
35	Shade, Sam.....	S	'95-98	Alabama
90	Shaw, Eric.....	LB	'92-94	Louisiana Tech
26	Shaw, Josh.....	CB/S	'15-17	Southern California
68	Shaw, Scott.....	C	'98	Michigan State
39	Shaw, Sedrick.....	RB	'99	Iowa
30	Shelby, Willie.....	RB/KOR/PR	'76-77	Alabama
30	Shelling, Chris.....	S	'95-96	Auburn
23	Sherran, Rod.....	WR/K	'68	Southern California
64	Shimmers, John.....	G	'73-77	Xavier (Ohio)
11	Shipley, Jordan.....	WR	'10-11	Texas
99,70	Shirley, Jason.....	DT/G	'08,'10	Fresno State
59	Shumon, Ron.....	LB	'78	Wichita State
56	Simmons, Brian.....	LB	'98-06	North Carolina
96	Simmons, Clyde.....	DE	'98	Western Carolina
25	Simmons, John.....	CB/PR/KOR	'81-86	Southern Methodist
22	Simmons, Marcello.....	CB	'93	Southern Methodist
56	Simpkins, Ron.....	LB	'80-86	Michigan
89	Simpson, Jerome.....	WR	'08-11	Coastal Carolina
90,92	Sims, Pat.....	DT	'08-12,'15-17	Auburn
84	Sims, Reggie.....	TE	'87	Northern Illinois
70	Skow, Jim.....	DE	'86-89	Nebraska</



(Player history — all-time roster, continued)

76	Smith, Jeff	DE	'87	Earlham College
90	Smith, Justin	DE	'01-07	Missouri
62	Smith, Ken	G	'87	Miami (Ohio)
83	Smith, Kendal	WR	'89-90	Utah State
68	Smith, Ron	DT	'02	Lane College
66,99,				
96	Smith, Shaun	DT	'04-06,'09	South Carolina
24	Smith, Tommie	WR	'69	San Jose State
59	Spearman, Armegis	LB	'00-02	Mississippi
22	Spencer, Jimmy	CB	'96-97	Florida
51	Spikes, Takeo	LB	'98-02	Auburn
48	Spiller, Phil	S	'68	Los Angeles State
52	Sprotte, Jimmy	LB	'98-99	Arizona
83	Staley, Bill	DT	'68-69	Utah
79	Stallings, Ramondo	DE	'94-98	San Diego State
70	Steele, Glen	DT/DE	'98-03	Michigan
84	Stegall, Milt	WR/KOR	'92-94	Miami (Ohio)
65	Steinbach, Eric	G	'03-06	Iowa
69	Stepanovich, Alex	C	'07	Ohio State
75	Stephens, Jamain	OT/TE	'99-02	North Carolina A&T
61	Stephens, Reggie	C	'10	Iowa State
53	Stephens, Santo	LB	'94	Temple
95	Stevens, Larry	LB	'04-05	Michigan
86	Stewart, Tony	TE	'02-06	Penn State
75	Still, Devon	DT	'12-14	Penn State
3	Stitser, Clint	K	'10	Fresno State
15	Stofa, John	QB	'68-69	Buffalo
96,67	Stubbs, Daniel	DE	'91-93	Miami (Fla.)
23	Suggs, Shafer	S	'80	Ball State
62	Sulfsted, Alex	OT/G	'04	Miami (Ohio)
19	Sunter, Ian	K	'80	(none)
41	Swanson, Terry	P	'69	Massachusetts
66	Szalay, Thatcher	G	'02	Montana

— T —

NO.	NAME	POS.	YRS.	COLLEGE
71	Tamm, Ralph	G	'91	West Chester
19	Tate, Auden	WR	'18	Florida State
19	Tate, Brandon	WR/KOR/PR	'11-15	North Carolina
23	Tate, Rodney	RB	'82-83	Texas
20	Taylor, Craig	RB	'89-91	West Virginia
52	Terry, Tim	LB	'97	Temple
22	Thomas, Eric	CB	'87-92	Tulane
78	Thomas, Lee	DE	'73	Jackson State
24	Thomas, Sean	CB	'85	Texas Christian
17	Thomas, Speedy	WR	'69-72	Utah
49	Thomason, Jeff	TE	'92-93	Oregon
98,79	Thompson, Brandon	DT	'12-16	Clemson
48	Thompson, Craig	TE	'92-93	North Carolina A&T
12	Thompson, Jack	QB	'79-82	Washington State
24	Thompson, Lamont	S	'02	Washington State
93	Thompson, Mike	NT	'98	Wisconsin
97	Thornton, John	DT	'03-08	West Virginia
83	Thornton, Reggie	WR	'93	Bowling Green
51	Thurman, Odell	LB	'05	Georgia
77	Timmes, Mark	OT	'87	Western Illinois
58,51	Tovar, Steve	LB	'93-97	Ohio State
5	Townsend, Brian	LB	'92	Michigan
25	Trent, Morgan	CB	'09-11	Michigan
59	Truitt, Greg	LS	'94-99	Penn State
84	Trumpy, Bob	TE/WR	'68-77	Utah
96	Tuatagaloa, Natu	DE	'89-91	California

53	Tumulty, Tom	LB	'96-99	Pittsburgh
91,68	Tupou, Josh	DT	'17-18	Colorado
43	Turner, Clem	RB	'69	Cincinnati
22	Turner, Deacon	RB/KOR	'78-80	San Diego State
35	Turner, Jimmy	CB	'83-86	UCLA
61	Tuten, Melvin	OT/TE	'95-96	Syracuse
84	Tweet, Rodney	WR	'87	South Dakota
17,83	Twyner, Gunnard	WR	'97	Western Illinois

— U —

NO.	NAME	POS.	YRS.	COLLEGE
81	Utecht, Ben	TE	'08-09	Minnesota
87	Uzomah, C.J.	TE	'15-18	Auburn

— V —

NO.	NAME	POS.	YRS.	COLLEGE
37	Vakapuna, Fui	FB	'09-10	Brigham Young
81	Verser, David	WR/KOR	'81-84	Kansas
59	Vigil, Nick	LB	'16-18	Utah State
78	Vincent, Ted	DT	'78	Wichita State
34	Vinson, Fernandus	S	'91-94	North Carolina State
11	Vitiello, Sandro	K	'80	Massachusetts
67	von Oelhoffen, Kimo	NT/DT	'94-99	Boise State

— W —

NO.	NAME	POS.	YRS.	COLLEGE
26	Wade, Jonathan	CB	'10	Tennessee
63	Wagner, Ray	OT	'82	Kent State
27	Walker, Bracey	S	'94-96	North Carolina
59	Walker, Kevin	LB	'88-92	Maryland
88,83	Walker, Rick	TE	'77-79	UCLA
91	Wallerstedt, Brett	LB	'94-96	Arizona State
10	Walsh, John	QB	'95	Brigham Young
11	Walter, Dave	QB	'87	Michigan Tech
63	Walter, Joe	OT	'85-87	Texas Tech
83	Walter, Kevin	WR	'03-05	Eastern Michigan
75	Walters, Stan	OT	'72-74	Syracuse
32	Walton, Mark	RB	'18	Miami (Fla.)
51	Ward, David	LB	'87	Southern Arkansas
88	Ware, Derek	TE	'95	Central State (Okla.)
16	Warren, Dewey	QB	'68	Tennessee
80	Warrick, Peter	WR/PR	'00-04	Florida State
92	Washington, Adolphus	DT	'18	Ohio State
87	Washington, Kelley	WR	'03-06	Tennessee
41	Washington, Sam	CB	'85	Mississippi Valley St.
22	Washington, Ted	RB	'68	San Diego State
33	Watson, Kenny	RB	'03-08	Penn State
40	Watson, Pete	RB	'72	Tufts
23	Weathersby, Dennis	CB	'03-04	Oregon State
70	Weaver, Emanuel	NT	'82-83	South Carolina
73	Webb, Richmond	OT	'01-02	Texas A&M
52	Webster, Nate	LB	'04-05	Miami (Fla.)
79	Wells, Dana	NT	'89	Arizona
15	Wells, Mike	QB	'77	Illinois
3	Wenning, Keith	QB	'15	Ball State
82	Westbrook, Michael	WR	'02	Colorado
63	Westerman, Christian	G	'16-18	Arizona State
88	Whalen, Ryan	WR	'11-13	Stanford
37	Wheeler, Leonard	CB	'92-96	Troy State
86	White, Andre	TE	'68	Florida A&M
51	White, Leon	LB	'86-91	Brigham Young
26,47	White, Marvin	S	'07-08,'10	Texas Christian
63	White, Mike	DT	'79-80	Albany State (Ga.)
39	White, Sheldon	CB	'93	Miami (Ohio)
83	White, Sherman	DE	'72-75	California

55	Whiteside, Keyon	LB	'03	Tennessee
75	Whitley, Wilson	DT	'77-82	Houston
70	Whitten, Bobby	OT	'81	Kansas
97	Whittington, Bernard	DT/DE	'01-02	Indiana
77	Whitworth, Andrew	OT/G	'06-16	Louisiana State
41	Wilcots, Solomon	S/CB	'87-90	Colorado
4,12	Wilhelm, Erik	QB	'89-91,'93-97	Oregon State

64	Wilkerson, Ben	C	'05-06	Louisiana State
55	Wilkins, Marcus	LB	'04-06	Texas
99	Wilkinson, Dan	DT/DE	'94-97	Ohio State
94	Williams, Alfred	LB/DE	'91-94	Colorado
63	Williams, Bobbie	G	'04-11	Arkansas
31	Williams, Darryl	S	'92-95,'00-01	Miami (Fla.)

69	Williams, DeShawn	DT	'16	Clemson
43	Williams, Ed	RB	'74-75	Langston
84	Williams, Gary	WR	'84	Ohio State
39	Williams, Jarveon	RB	'17	Texas-San Antonio
33	Williams, Jim	DB	'69	Alcorn State
40	Williams, Madieu	S/CB	'04-07	Maryland
6	Williams, Monk	WR	'68	Arkansas AM&N

Williams, Nick (changed name; see Nick Luchey)				
57	Williams, Reggie	LB	'76-89	Dartmouth
31	Williams, Roy	S	'09-10	Oklahoma
36,40	Williams, Shawn	S	'13-18	Georgia
87	Williams, Stepfret	WR	'98	Northeast Louisiana
94	Williams, Tony	DT	'01-04	Memphis
33	Willis, Fred	RB	'71-72	Boston College
75	Willis, Jordan	DE	'17-18	Kansas State
40	Wilson, Brandon	S	'17-18	Houston
27	Wilson, Gibril	S	'10-11	Tennessee
46	Wilson, Joe	RB	'73	Holy Cross
67	Wilson, Mike	OT/RB	'69-70	Dayton
77	Wilson, Mike	OT	'78-85	Georgia
35	Wilson, Quincy	RB	'06-07	West Virginia
55,57	Wilson, Reinard	LB/DE	'97-02	Florida State
32	Wilson, Stanley	RB	'83-84,'86,'88	Oklahoma

83	Winans, Tydus	WR	'96	Fresno State
73	Winston, Eric	OT	'14-17	Miami (Fla.)
60	Withycombe, Mike	OT	'91-92	Fresno State
30,31	Woods, Ickey	FB	'88-91	Nevada-Las Vegas
47	Worley, Chris	LB	'18	Ohio State
2	Wright, Anthony	QB	'06	South Carolina
49	Wright, Dana	RB	'87	Findlay
75	Wright, Ernie	OT	'68-71	Ohio State
86	Wright, James	WR	'14-16	Louisiana State
42	Wright, Lawrence	S	'97,'99	Florida
14	Wyche, Sam	QB	'68-70	Furman

— X —

NO.	NAME	POS.	YRS.	COLLEGE
(none)				

— Y —

NO.	NAME	POS.	YRS.	COLLEGE
84	Yeast, Craig	WR/PR	'99-00	Kentucky

— Z —

NO.	NAME	POS.	YRS.	COLLEGE
91	Zander, Carl	LB	'85-91	Tennessee
68	Zeitler, Kevin	G	'12-16	Wisconsin
45	Zellers, Ray	FB	'98	Notre Dame

# **PLAYER HISTORY — UNIFORM NUMBERS**

This all-time uniform numbers list is organized in chronological order for each number.

Generally, this list credits a player for having ownership of a uniform number for an entire season, even if he was with the team for only part of that season. However, game-by-game breakdowns within seasons are provided if (1) a player changed his uniform number during a season, or (2) more than one player was assigned the same number in the same season.

Numbers in parentheses behind players' names denote other uniform numbers assigned to those players during their careers with the Bengals.

No. 1	
NAME	YEARS
(never assigned)	

No. 2	
NAME	YEARS
Anthony Wright	2006
Mike Nugent	2010-16

No. 3	
NAME	YEARS
Jim Breech (10)	1985-92
Jon Kitna	2001-05
Jeff Rowe	2007
Dave Rayner	2008
Clint Stitzer	2010
Josh Brown	2012
Zoltan Mesko	2013
Keith Wenning	2015
Marshall Koehn	2017

No. 4	
NAME	YEARS
Erik Wilhelm (12)	1991, '93-97
Scott Covington	1999-2001
Casey Bramlet	2004
J.T. O'Sullivan	2009
Aaron Pettrey	2010
Randy Bullock	2016-18

No. 5	
NAME	YEARS
Jeff Hayes	1986
Neil Rackers	2000-02
Jordan Palmer	2008-10
AJ McCarron	2014-17
Tom Savage	2018

No. 6	
NAME	YEARS
Monk Williams	1968
Brad Costello	1998-99
Shane Matthews	2003
Craig Krenzel	2005
Jeff Driskel	2016-18

No. 7	
NAME	YEARS
Boomer Esiason	1984-92
David Klingler (15)	1993-95
Boomer Esiason	1997
Bruce Gradkowski	2011-12

No. 8	
NAME	YEARS
Jeff Blake	1994-99
Nick Harris	2001-03
Dan LeFevour	2010
Josh Johnson	2013

No. 9	
NAME	YEARS
Massimo Manca	1987
Doug Pelfrey	1993-99
Carson Palmer	2003-10
Shawn Powell	2013

No. 10	
NAME	YEARS
Eric Crabtree	1969-71
Chris Bahr	1976-79
Jim Breech (3)	1980-84
Greg Horne	1987
Todd Philcox	1990
Jay Schroeder	1993
John Walsh	1995
Paul Justin	1998
Will Brice	1999
Travis Dorsch	2002
Kyle Richardson	2003-04
Reggie McNeal	2006
Marcus Maxwell	2007-08
Kevin Huber	2009-18

No. 11	
NAME	YEARS
Dale Livingston	1968-69
Virgil Carter	1970-73
Wayne Clark	1974
John Reeves	1975-78
Sandro Vitiello	1980
Mike Ford	1982
Jeff Christensen	1983
Bryan Clark	1984
Doug Gaynor	1986
Dave Walter	1987
Lee Johnson	1988-98
Akili Smith	1999-2002
Doug Johnson	2006
Ryan Fitzpatrick	2007-08
Laveranues Coles	2009
Jordan Shipley	2010-11
Dane Sanzenbacher	2013-14
Greg Little (88)	2015
Brandon LaFell	2016-17

No. 12	
NAME	YEARS
Greg Cook	1969-74
Jack Thompson	1979-82
Mike Norseth	1987-88
Erik Wilhelm (4)	1989-90
Donald Hollas	1991-94
Kerry Joseph	1996
Neil O'Donnell	1998
Gus Frerotte	2002
Courtney Roby	2007
Quan Cosby	2009-10
Mohamed Sanu	2012-15
Alex Erickson	2016-18

No. 13	
NAME	YEARS
Ken Riley	1969-83
Daniel Pope	2000

No. 14	
NAME	YEARS
Sam Wyche	1968-70
Ken Anderson	1971-86
Maurice Purify	2009
Andy Dalton	2011-18

No. 15	
NAME	YEARS
John Stofa	1968-69
Dave Lewis	1970-73
Mike Wells	1977
Turk Schonert	1980-85, '87-89
David Klingler (7)	1992
Eric Kresser	1997-99
Chris Henry	2005-09
Mario Alford	2015
John Ross III	2017-18

No. 16	
NAME	YEARS
Dewey Warren	1968
Horst Muhlmann	1969-74
Rob Hertel	1978
Ben Bennett	1987
Glenn Holt	2006-08
Andrew Hawkins	2011-13
Cody Core	2016-18

No. 17	
NAME	YEARS
Speedy Thomas	1969-72
Mike Ernst	1973-74
Scott Fulhage	1987-88
Gunnard Twynier (83)	1997 (Game 1)
Shayne Graham	2003-09
Jason Campbell	2014

No. 18	
NAME	YEARS
Paul Robinson	1968-71, '72 (Games 1-6)
Charlie Joiner	1972 (Games 7-14), '73-75
Adrian Breen	1987
Jim Gallery	1989
Thomas Bailey	1995
Skyler Green	2007
A.J. Green	2011-18

No. 19	
NAME	YEARS
Essex Johnson	1968-75
Ian Sunter	1980
Jeff Hill (84)	1994, '95 (Game 1)
Scott Mitchell	2000-01
Kyle Larson	2004-08
Brandon Tate	2011-15
Auden Tate	2018

No. 20	
NAME	YEARS
Bobby Hunt	1968-69
Lemar Parrish	1970-77
Elvis Peacock	1981
Ray Horton	1983-88
Craig Taylor	1989-91
Garrison Hearst	1996
Thomas Randolph	1998
Ty Howard	1999
Mark Roman	2000-03
Tory James (26)	2004-06
David Jones	2007-09
Reggie Nelson	2010-15
KeiVarae Russell (38)	2016 (Games 3-16), '17-18

No. 21	
NAME	YEARS
Paul Dunn	1970
Melvin Morgan	1976-78
Jim Browner	1979-80
Oliver Davis	1981-82
James Brooks	1984-91
Ryan Benjamin	1993
Eric Bieniemy	1995-98
Rico Clark	1999 (Games 1-14)
Tom Carter	1999 (Games 15-16), 2000-01
Jeff Burris	2002-03
Rashad Bauman	2004-06
Simeon Castille	2008
Brandon Ghee	2010-13
Darqueze Dennard	2014-18

No. 22	
NAME	YEARS
Ted Washington	1968
Ken Sawyer	1974
Deacon Turner	1978-80
James Griffin	1983-85
Eric Thomas	1987-92
Marcello Simmons	1993
Jimmy Spencer	1996-97
Rodney Heath	1999-2001
Kim Herring	2004-05
Johnathan Joseph	2006-10
Nate Clements	2011-12
Curtis Marsh	2013
William Jackson III	2016-18

No. 23	
NAME	YEARS
Rod Sherman	1968
Al Coleman	1969-71
Bernard Jackson	1972-76
Shafer Suggs	1980
Rodney Tate	1982-83
Marc Logan (29)	1988
Frank Robinson	1992
Corey Sawyer	1994-98
Robert Bean (49)	2001
Dennis Weathersby	2003-04
Chris Perry (26)	2005-08
Jeremi Johnson (31)	2009
Fred Bennett	2010
Kelly Jennings	2011
Terence Newman	2012-14
Chykie Brown	2016
Brian Hill	2017
Darius Phillips	2018

No. 24	
NAME	YEARS
Tommie Smith	1969
Ernie Kellermann	1972
Marvin Cobb	1975-79
Clarence Chapman	1980-81
Sean Thomas	1985
Lewis Billups	1986-91
Alan Grant	1993
Roger Jones	1994-96
Ric Mathias	1998-99
Sirr Parker	2000
Lamont Thompson	2002
Deltha O'Neal	2004-07
Geoffrey Pope	2008-09
Adam Jones	2010-17

No. 25	
NAME	YEARS
Chip Myers	1969-76
Tony Davis (35)	1977-78
John Simmons	1981-86
Daryl Smith	1987-88
Rod (Roderick) Jones	1990-96
Charles Fisher	1999-2000
Ligarius Jennings	2001-02
Keiwan Ratliff (26, 34)	2004-07
Jamar Fletcher	2008
Morgan Trent	2009-11
Jason Allen	2012
Giovani Bernard	2013-18

No. 26	
NAME	YEARS
Jack Gehrke	1969
Jim Harris	1971
Reece Morrison	1972-73
Charlie Davis	1974-75
Bobby Kemp	1981-86
Leonard Bell	1987
Bo Orlando	1996-97
Cory Hall	1999-2002
Tory James (20)	2003
Chris Perry (23)	2004
Ifeanyi Ohaletu	2005
Marvin White (47)	2007-08
Keiwan Ratliff (25, 34)	2009
Jonathan Wade	2010
Taylor Mays	2011-14
Josh Shaw	2015-17

No. 27	
NAME	YEARS
Saint Saffold	1968
Ken Dyer	1969-71
Al Randolph	1972
Ricky Davis	1975
Bryan Hicks	1980-84
Barney Bussey	1986-92
Lance Gunn	1993
Bracey Walker	1994-96
Tito Paul	1997
Artrell Hawkins	1998-2003
Greg Brooks	2004-06
DeDe Dorsey	2007-08
Larry Johnson	2009
Gibril Wilson	2010-11
Dre Kirkpatrick	2012-18

No. 28	
NAME	YEARS
John Guillary	1969-70
Scott Burk	1979
Cleotha Montgomery	1980
Larry Kinnebrew	1983-87
Harold Green	1990-95
Corey Dillon	1997-2003
Dexter Jackson	2006-08
Bernard Scott	2009-13
Troy Hill	2015
Joe Mixon	2017-18

No. 29	
NAME	YEARS
Jim Johnson	1969
Sandy Durko	1970-72
Lyle Blackwood	1973-75
Vaughn Lusby	1979
Marc Logan (23)	1987
Rickey Dixon	1988-92
Louis Oliver	1994
Jeff Cothran (46)	1996
Kelvin Moore	1998-99
Curtis Keaton	2000-01
Leon Hall	2007-15
Tony McRae	2017-18

No. 30	
NAME	YEARS
Jess Phillips	1968-72
Willie Shelby	1976-77
Dick Jauron	1978-81
Bill Johnson	1985-87
Ickey Woods (31)	1988 (Games 9-16 and playoffs), '89-91
R.J. Kors	1993
Chris Shelling	1995-96
Anthone Lott	1997 (Games 1-7)
Cory Gilliard	1997 (Games 15-16)
Nick Luchey (formerly Nick Williams)	1999-2002
Terrell Roberts	2003-04
Nick Luchey (formerly Nick Williams)	2005
Cedric Peerman	2010-17
Jessie Bates III	2018



No. 31	
NAME	YEARS
Fletcher Smith.....	1968-71
Jerry Anderson.....	1977
Ralph Battle.....	1984
Lee Davis.....	1985
Gary Hunt.....	1987
Ikkey Woods (30).....	1988 (Games 1-8)
Richard Fain.....	1991
Darryl Williams.....	1992-95
Greg Myers.....	1996-99
Darryl Williams.....	2000-01
Jason Perry.....	2002
Jeremi Johnson (23).....	2003-08
Roy Williams.....	2009-10
Robert Sands.....	2011-12
Derron Smith (40).....	2016-17
Thomas Rawls.....	2018

No. 32	
NAME	YEARS
Bob Jones.....	1973-74
Scott Perry.....	1976-79
Stanley Wilson.....	1983-84, '86
Nate Borders.....	1987
Stanley Wilson.....	1988
Mitchell Price.....	1990-92, '93 (Games 1-4)
Ron Carpenter.....	1993 (Games 9-16)
Ki-Jana Carter.....	1995-99
Rudi Johnson.....	2001-07
Cedric Benson.....	2008-11
John Conner.....	2012
Chris Crocker (33, 42).....	2013
Jeremy Hill.....	2014-17
Mark Walton.....	2018

No. 33	
NAME	YEARS
Jim Williams.....	1969
Kenny Graham.....	1970
Fred Willis.....	1971-72
Stan Fritts.....	1975-76
John Farley.....	1984
David Broussard.....	1986-92
Steve Broussard.....	1994
Ashley Ambrose.....	1996-98
JoJuan Armour.....	1999-2002
Kenny Watson.....	2003-08
Chris Crocker (32, 42).....	2012
Rex Burkhead.....	2013-16
Tra Carson (39).....	2017-18

No. 34	
NAME	YEARS
Ken Herock.....	1968
Neal Craig.....	1971-73
Louis Breeden.....	1978-87
Ellis Dillahunt.....	1988
Richard Carey.....	1989
Fernandus Vinson.....	1991-94
Tremain Mack.....	1997-2000
Kevin Kaesviharn.....	2001-06
Clifton Dawson.....	2007
Kyries Hebert.....	2008-09
Keiwan Ratliff (25, 26).....	2010
Daniel Herron.....	2012

No. 35	
NAME	YEARS
Mike Haffner.....	1971
Boobie Clark (42).....	1973
Tony Davis (25).....	1976
Nathan Poole.....	1979-80
Jimmy Turner.....	1983-86
Chris Barber.....	1987-89
Antoine Bennett.....	1991-92
Sam Shade.....	1995-98
Michael Basnight (38).....	2000
James Lynch.....	2004
Quincy Wilson.....	2006-07
Davontae Harris.....	2018

No. 36	
NAME	YEARS
Lenvil Elliott.....	1973-78
Jo-Jo Heath.....	1980
Jim Hargrove.....	1981
Stanford Jennings.....	1984-90
Ostell Miles.....	1992-93
James Joseph.....	1995
Brandon Bennett.....	1998-2003
John Busing (40).....	2006-07
Reagan Maui'a.....	2008
Chris Pressley.....	2010-13
Shawn Williams (40).....	2014-18

No. 37	
NAME	YEARS
Bill Scott.....	1968
Tommy Casanova.....	1972-77
Robert Jackson.....	1981-87, '89
Leonard Wheeler.....	1992-96
Roosevelt Blackmon.....	1998-99
Reggie Myles.....	2002-05
Fui Vakapuna.....	2009-10
Chris Lewis-Harris.....	2012-16

No. 38	
NAME	YEARS
Estes Banks.....	1968
Steve Conley.....	1972
Champ Henson.....	1975
Mike Dingle.....	1991-92
Jason Burns.....	1995
Michael Basnight (35).....	1999
KeiVarae Russell (20).....	2016 (Game 2)

No. 39	
NAME	YEARS
Pat Franklin.....	1987
Sheldon White.....	1993
Sedrick Shaw.....	1999
James Johnson.....	2008
Onterio McCalebb.....	2014
Tra Carson (33).....	2016
Jarveon Williams.....	2017

No. 40	
NAME	YEARS
Ron Lamb.....	1968-71
Pete Watson.....	1972
Charles Alexander.....	1979-85
David McCluskey.....	1987
John Holifield.....	1988-89
Myron Bell.....	1998-99
Madieu Williams.....	2004-07
John Busing (36).....	2008
Brian Leonard.....	2009-12
Shawn Williams (36).....	2013
Derron Smith (31).....	2015
Brandon Wilson.....	2017-18

No. 41	
NAME	YEARS
White Graves.....	1968
Terry Swanson.....	1969
Dave Green.....	1974-75
Sam Washington.....	1985
Solomon Wilcots.....	1987-90
Joe King.....	1991
Forey Duckett.....	1994 (Games 1-2)
Adrian Hardy (45).....	1994 (Game 3)
Scottie Graham.....	1997
Lorenzo Neal.....	2001-02
Chris Edmonds (53, 87).....	2003
Patrick Body.....	2005
Chinedum Ndukwe.....	2007-10

No. 42	
NAME	YEARS
Warren McVea.....	1968
Boobie Clark (35).....	1974-78
Mike Fuller.....	1981-82
Clay Pickering.....	1984-85
Rob Niehoff.....	1987
Eric Ball.....	1989-94
Lawrence Wright.....	1997, '99
Chris Carter.....	2000-01
LaVar Glover.....	2002
Anthony Mitchell.....	2004-06
Chris Crocker (32, 33).....	2008-11
BenJarvus Green-Ellis.....	2012-13
Clayton Fejedelem.....	2016-18

No. 43	
NAME	YEARS
Curt Frazier.....	1968
Clem Turner.....	1969
Ed Williams.....	1974-75
Mark Johnson.....	1987
Mike Brim.....	1993-95
Kirk McMullen.....	2001
Ethan Kilmer.....	2006-08
Tom Nelson.....	2009-10
George Iloka.....	2012-17

No. 44	
NAME	YEARS
Rex Keeling.....	1968
Doug Dressler.....	1970-74
Ray Griffin.....	1978-84
Aaron Manning.....	1987
Derrick Fenner.....	1992-94
Brian Milne.....	1996-99
Marquand Manuel.....	2002-03
Herana-Daze Jones.....	2006-07, '08 (Games 1-9)
Mike Doss.....	2008 (Games 14-16)
Rico Murray.....	2009-11
Tony Dye.....	2012-13
Jake Fisher (74).....	2015 (Game 16 and playoff)

No. 45	
NAME	YEARS
Tom Smiley.....	1968
Archie Griffin.....	1976-83
Carl Carter.....	1990
Wayne Haddix.....	1991
Adrian Hardy (41).....	1994 (Games 4-16), '95
Ty Douthard.....	1997
Michael Blair.....	1998 (Games 5-9)
Ray Zellars.....	1998 (Games 14-16)
Rogers Beckett.....	2003-04
Jerome Miles.....	2010-13
Malik Jefferson.....	2018

No. 46	
NAME	YEARS
Joe Wilson.....	1973
Pete Johnson.....	1977-83
Dan Rice.....	1987
Jeff Cothran (29).....	1994-95
Cliff Groce.....	1999-2000
Blue Adams.....	2007
Daniel Coats (86).....	2008 (Games 9-16)
Clark Harris.....	2009-18

No. 47	
NAME	YEARS
Charlie King.....	1968-69
Greg Bright.....	1980-81
Steve Mallow.....	1983-84
David Frisch (83).....	1993
Corey Lynch.....	2008
Marvin White (26).....	2010
P.J. Dawson.....	2015-16
Chris Worley.....	2018

No. 48	
NAME	YEARS
Phil Spiller.....	1968
Andy Gible.....	1983
John Garrett.....	1989
Craig Thompson.....	1992-93
Brad St. Louis.....	2000-09
Tyler Ott.....	2016

No. 49	
NAME	YEARS
Guy Frazier (58).....	1981-83, '84 (Games 1-3, 5)
Dana Wright.....	1987
Jeff Thomason.....	1992-93
Robert Bean (23).....	2000
Darius Hill.....	2009

No. 50	
NAME	YEARS
Bernard Erickson.....	1968
Tom DeLeone.....	1972-73
Vic Koegel.....	1974
Glenn Cameron.....	1975-85
Dave Rimington (52, 64).....	1986-87
James Francis.....	1990-98
Ben Peterson.....	1999
Riall Johnson.....	2001-03
Larry Moore.....	2004-05
Ahmad Brooks (55).....	2006
Jim Maxwell (58).....	2007*
Eric Henderson.....	2007-08*
Jonathan Luigs.....	2009
J.K. Schaffer.....	2013-14
A.J. Hawk.....	2015
Jordan Evans.....	2017-18
*NOTE: Maxwell and Henderson both were assigned uniform No. 50 for Games 12-16 of 2007. At the time, however, only Maxwell was on the active roster. Henderson was on the Reserve/Injured list.	

No. 51	
NAME	YEARS
Ken Avery.....	1969-74
Chris Devlin.....	1975-77, '78 (Game 1)
Tom Ruud.....	1978 (Games 9-16), '79
Rick Razzano.....	1980-84
Tom Dinkel (52).....	1985
Leon White.....	1986, '87 (Games 1-2)
David Ward.....	1987 (Games 3-5)
Leon White.....	1987 (Games 6-15), '88-91
Brian Townsend.....	1992
Steve Tovar (58).....	1993-94
Gerald Dixon.....	1996-97
Takeo Spikes.....	1998-2002
Kevin Hardy.....	2003-04
Odell Thurman.....	2005
Corey Mays.....	2007-08
Dan Skuta.....	2009-12
Jayson DiManche.....	2013-14
Chris Carter (56).....	2015
Kevin Minter.....	2017
Brandon Bell (52).....	2018

No. 52	
NAME	YEARS
John Matlock (57).....	1968 (Games 1-2)
Paul Elzey.....	1968 (Games 10-14)
Tim Buchanan.....	1969
Doug Adams.....	1971-74
Brad Cousino.....	1975
Tom Dinkel (51).....	1978-83
Dave Rimington (50, 64).....	1984-85
Tom Flaherty.....	1987
Craig Ogletree.....	1990
Gary Reasons.....	1992
James Logan.....	1995 (Games 7-8)
Randy Neal.....	1995-96 (Games 12-16)
Tim Terry.....	1997
Jimmy Sprotte.....	1998-99
Dwayne Levels.....	2003
Nate Webster.....	2004-05
A.J. Nicholson.....	2006
Lemar Marshall.....	2007
Abdul Hodge.....	2008-09
Dontay Moch.....	2011-12
Nico Johnson.....	2014
Trevor Roach.....	2015-16
Brandon Bell (51).....	2017
Preston Brown.....	2018

No. 53	
NAME	YEARS
John Neidert.....	1968
Bill Peterson (87).....	1969-72
Bo Harris.....	1975-82
Leo Barker.....	1984-91
Santo Stephens.....	1994
Tom Tumulty.....	1996-99
Chris Edmonds (41, 87).....	2001
Khalid Abdullah.....	2003-04
Eric Ghiaciuc.....	2005-08
Rashad Jeanty (93).....	2009
Vincent Rey (57).....	2010
Thomas Howard.....	2011-12
Michael Boley.....	2013
Marquis Flowers.....	2014-16
Billy Price.....	2018

No. 54*	
NAME	YEARS
Bob Johnson.....	1968-79
*NOTE: Bob Johnson's No. 54 is the Bengals' only retired uniform number.	

No. 55	
NAME	YEARS
Frank Buncom.....	1968
Jim LeClair.....	1972-83
Ed Brady.....	1986, '87 (Games 1-2)
Lance Sellers.....	1987 (Games 3-5)
Ed Brady.....	1987 (Games 6-15), '88-91
Randy Kirk.....	1992-93
John Johnson.....	1994
Andre Collins.....	1995-97
Reinard Wilson (57).....	1998-2002
Keyon Whiteside.....	2003 (Games 1-6)
Frank Chamberlin.....	2003 (Games 12-16), '04*
Marcus Wilkins.....	2004-06*
Ahmad Brooks (50).....	2007
Keith Rivers.....	2008-11
Vontaze Burfict.....	2012-18
*NOTE: Chamberlin and Wilkins both were assigned uniform No. 55 for the entire 2004 season. At the time, however, only Wilkins was on the active roster. Chamberlin was on the Reserve/Injured list.	

No. 56	
NAME	YEARS
Mike Hibler.....	1968
Tim Kearney.....	1972-74
Tom DePaso.....	1978
Ron Simpins.....	1980-86
Toney Catchings.....	1987
Ricardo McDonald.....	1992-97
Brian Simmons.....	1998-2006
Anthony Schlegel.....	2007
Darryl Blackstock.....	2008
Rodrick Muckelroy.....	2010-12
Sean Porter.....	2013-15*
Chris Carter (51).....	2014*
Karlos Dansby.....	2016
Hardy Nickerson.....	2017-18
*NOTE: Porter and Carter both were assigned uniform No. 56 for Games 13-16 and the Wild Card Playoff of 2014. At the time, however, only Carter was on the active roster. Porter was on the Reserve/Injured list.	

No. 57	
NAME	YEARS
John Matlock (52) .....	1968 (Games 3-14)
Ed Harmon .....	1969
Evan Jolitz .....	1974
Reggie Williams .....	1976-89
Bernard Clark .....	1990-91
Ray Bentley .....	1992
Kevin Jefferson .....	1994-95
Reinard Wilson (55) .....	1997
Adrian Ross .....	1998-2003
Hannibal Navies .....	2005
Andre Frazier .....	2006, '07 (Games 1-2)
Dhani Jones .....	2007 (Games 3-16), '08-10
Vincent Rey (53) .....	2011-18

No. 58	
NAME	YEARS
Al Beauchamp .....	1968-75
Blair Bush .....	1978-82
Brian Pillman (97) .....	1984 (Games 1-3)
Guy Frazier (49) .....	1984 (Game 4)
Brian Pillman (97) .....	1984 (Game 5)
Guy Frazier (49) .....	1984 (Games 6-16)
Joe Kelly .....	1986, '87 (Games 1-2)
Sam Manos .....	1987 (Games 3-5)
Joe Kelly .....	1987 (Games 6-15), '88-89
Alex Gordon .....	1991-93
David Braxton .....	1994
Steve Tovar (51) .....	1995-97
Jay Leeuwenburg .....	1999
Marc Megna .....	2000
Jevon Langford (94) .....	2001
Caleb Miller .....	2004-07
Victor Hobson .....	2008 (Games 13-14)
Jim Maxwell (50) .....	2008 (Games 15-16)
Rey Mauulaga .....	2009-16
Carl Lawson .....	2017-18

No. 59	
NAME	YEARS
Larry Ely .....	1970-71
Ray Phillips .....	1977, '78 (Games 1-3)
Ron Shumon .....	1978 (Games 4-16)
Howie Kurnick .....	1979-80*
Andrew Melontree .....	1980*
Jeff Schuh .....	1981-85
Scott Schutt .....	1987
Kevin Walker .....	1988-92
Karmeleayah McGill .....	1993
Greg Truitt .....	1994-99
Armegis Spearman .....	2000-02
Landon Johnson .....	2004-07
Brandon Johnson .....	2008-11
Emmanuel Lamur .....	2012-15
Nick Vigil .....	2016-18

\*NOTE: Kurnick and Melontree both were assigned uniform No. 59 for the entire 1980 season. At the time, however, only Melontree was on the active roster. Kurnick was on the Reserve/Non-Football Injury list.

No. 60	
NAME	YEARS
Ron Pritchard .....	1972-77
Blake Moore .....	1980-83
Dave Smith .....	1988
Mike Brennan .....	1990, '91 (Games 1-3)
Mike Withycombe .....	1991 (Games 14-16), '92
Chuck Bradley .....	1993
Eric Moore .....	1994
Rod (Rodrek) Jones .....	1996-2000
Reggie Coleman .....	2002
Langston Moore .....	2004
Andrew Crummey .....	2008
Otis Hudson .....	2011
T.J. Johnson .....	2014-17

No. 61	
NAME	YEARS
Jerry Boyarsky .....	1982-85
Bill Poe .....	1987 (Games 3-5)
Doug Aronson .....	1987 (Games 10-12)
Tom Rayam .....	1992-93
Melvin Tuten .....	1995-96
Tony Coats .....	1999
Reggie Stephens .....	2010
Russell Bodine .....	2014-17

No. 62	
NAME	YEARS
Dave Lapham .....	1974-83
Gary Smith .....	1984
Ken Smith .....	1987
Jon Melander .....	1992
Todd Kalis .....	1995
Brock Gutierrez .....	1996-2002
Alex Sulfsted .....	2004
Nate Livings .....	2008-11
Jeff Faine .....	2012
Alex Redmond .....	2017-18

No. 63	
NAME	YEARS
Guy Dennis .....	1969-72
Greg Fairchild .....	1976-77
Mike White .....	1979-80
Ray Wagner .....	1982
Joe Walter .....	1985-97
Mike Goff .....	1998-2003
Bobbie Williams .....	2004-11
Christian Westernman .....	2016-18

No. 64	
NAME	YEARS
Pete Perreault .....	1968
Justin Canale .....	1969
John Shinniers .....	1973-77
Bill Glass .....	1980
Dave Rimington (50, 52) .....	1983
Bruce Kozerski .....	1984-95
Rod Payne .....	1997-98
Ben Wilkerson .....	2005-06
Kyle Cook .....	2008-13

No. 65	
NAME	YEARS
Bill Kindricks .....	1968
Wayne McClure (66) .....	1970
Maulty Moore .....	1975
Max Montoya .....	1979-89
Mike Arthur .....	1991-92
Darrick Brilz .....	1994-98
John Jackson .....	2000-01
Eric Steinbach .....	2003-06
Dan Santucci .....	2007-09
Clint Boling .....	2011-18

No. 66	
NAME	YEARS
Wayne McClure (65) .....	1968
Bill Bergey .....	1969-73
Mark Donahue .....	1978-79
Jim Hannula .....	1983
Bob Riley .....	1987
Dan Jones .....	1993-95
Ken Blackman .....	1996-99
Thatcher Szalay .....	2002
Shaun Smith (99, 96) .....	2005-06
Evan Mathis .....	2008-10
Mike McGlynn .....	2011
Trevor Robinson .....	2012-13
Trey Hopkins (73) .....	2014 (Games 13-16 and playoffs), '16-18

No. 67	
NAME	YEARS
Mike Wilson .....	1969-70
Gary Burley .....	1975-83
David Douglas .....	1986, '87 (Games 1-2)
Jeff Reinke .....	1987 (Game 3)
David Douglas .....	1987 (Games 6-15), '88
Daniel Stubbs (96) .....	1991, '92 (Games 1-4)
Kirno von Oelhoffen .....	1994-99
Jerry Fontenot .....	2004
Mike Pollak .....	2013-14

No. 68	
NAME	YEARS
Dave Middelndorf .....	1968-69
Steve Lawson .....	1971-72
Bill Kollar .....	1974-76
Dave Pureifory .....	1978
Mike Obrovac .....	1981-83
Tom Richey .....	1987
Paul Jetton .....	1989-91
Donnell Johnson (99) .....	1993 (Games 4-16)
Dave Cadigan .....	1994
Scott Shaw .....	1998
Ron Smith .....	2002
Jonathan Fanene .....	2005-11
Kevin Zeitler .....	2012-16
Josh Tupou (91) .....	2017
Bobby Hart .....	2018

No. 69	
NAME	YEARS
Sherrill Headrick .....	1968
Tim Krumrie .....	1983-94
Alex Stepanovich .....	2007
Clinton McDonald .....	2010
DeShawn Williams .....	2016
Niles Scott .....	2018

No. 70	
NAME	YEARS
Andy Rice .....	1968-69
Ron Carpenter .....	1970-76
Barney Cotton .....	1979
Bobby Whitten .....	1981
Emanuel Weaver .....	1982-83
Jim Skow .....	1986, '87 (Games 1-2)
James Eaddy .....	1987 (Games 4-5)
Jim Skow .....	1987 (Games 6-15), '88-89
Rod Saddler .....	1991
Artie Smith .....	1994-96
Glen Steele .....	1998-2003
Jason Shirley (99) .....	2010
Cedric Ogbuehi .....	2015-18

No. 71	
NAME	YEARS
Rufus Mayes .....	1970-78
Rod Horn .....	1980-81
Pete Koch .....	1984
Mike Hammerstein .....	1986, '87 (Games 1-2)
John Fletcher .....	1987 (Games 3-5)
Mike Hammerstein .....	1987 (Games 6-15), '88-90
Ralph Tamm .....	1991
Garry Howe .....	1993
Willie Anderson .....	1996-2007
Andre Smith .....	2009-15, '17-18

No. 72	
NAME	YEARS
Howard Fest .....	1968-75
Ron Hunt .....	1976-78
Mack Mitchell .....	1979
Mike St. Clair .....	1980-82
Skip McClendon .....	1987 (Games 1-2)
Keith Cupp .....	1987 (Games 3-5)
Skip McClendon .....	1987 (Games 6-15), '88-91
Elston Ridgle .....	1992
Scott Brumfield .....	1993-97
Matt O'Dwyer .....	1999-2003
Carl Powell (91) .....	2004-05
Kirk Chambers .....	2010
Tanner Hawkinson .....	2013-14

No. 73	
NAME	YEARS
Pat Matson .....	1968-74
Eddie Edwards .....	1977-88
Ken Moyer .....	1989-94
Brian DeMarco .....	1999
Richmond Webb .....	2001-02
Anthony Collins .....	2008-13
Trey Hopkins (66) .....	2014 (Games 1-12)
Eric Winston .....	2014 (Games 13-16 and playoffs), '15-17

No. 74	
NAME	YEARS
Willie Lee Jones (78) .....	1968
Ernie Park .....	1969
Mike Reid .....	1970-74
Glenn Bujnoch .....	1976-82
Brian Blados .....	1984-91
Tom Scott .....	1993
Mark Dennis .....	1994 (Games 4-10)
Rich Braham .....	1994 (Games 11-16), '95-2006
Dennis Roland .....	2008-13
Marshall Newhouse .....	2014
Jake Fisher (44) .....	2015 (Games 1-15), '16-18

No. 75	
NAME	YEARS
Ernie Wright .....	1968-71
Stan Walters .....	1972-74
Al Krevis .....	1975
Wilson Whitley .....	1977-82
Bruce Reimers .....	1984-91
Jack Linn .....	1993
Anthony Brown .....	1995-98
Jamain Stephens .....	1999-2002
Scott Kooistra .....	2003-09
Devon Still .....	2012-14
Andrew Billings (99) .....	2016
Jordan Willis .....	2017-18

No. 76	
NAME	YEARS
Jim Griffin .....	1968
Frank Cornish .....	1970
Vernon Holland .....	1971-79
Glen Collins .....	1982-85
Jeff Smith .....	1987
Kirk Scrafford .....	1990-92
Trent Pollard .....	1994-96
Mike Doughty .....	1999-2000
Levi Jones .....	2002-08
Kent Perkins .....	2017

No. 77	
NAME	YEARS
Bob Kelly .....	1968
Frank Peters .....	1969
Bob Maddox .....	1974
Mike Wilson .....	1978-85
Mark Tigges .....	1987
Jim Rourke .....	1988
Scott Jones .....	1989, '91
Kevin Sargent .....	1992-98
Victor Leyva .....	2001-03
Andrew Whitworth .....	2006-16
Cordy Glenn .....	2018

No. 78	
NAME	YEARS
Dan Archer .....	1968
Willie Lee Jones (74) .....	1970-71
Lee Thomas .....	1973
Bob Brown .....	1975-76
Walter Johnson .....	1977
Ted Vincent .....	1978
Anthony Munoz .....	1980-92

No. 79	
NAME	YEARS
Steve Chomyszak .....	1968-73
Coy Bacon .....	1976-77
Ross Browner .....	1978-86
Bill Berthusen .....	1987
Dana Wells .....	1989
Lamar Rogers .....	1991-92
Ramondo Stallings .....	1994-98
Scott Rehberg .....	2000-03
Stacy Andrews .....	2004-08
Brandon Thompson (98) .....	2012
Christian Ringo .....	2018

No. 80	
NAME	YEARS
Ken Johnson .....	1971-77
Cris Collinsworth .....	1981-86, '87 (Games 1-2)
Tom Brown .....	1987 (Games 4-5)
Cris Collinsworth .....	1987 (Games 6-15), '88
Lynn James .....	1990-91
Carl Pickens (81) .....	1992-94
David Dunn .....	1995-97, '98 (Game 1)
Willie Jackson .....	1998 (Games 2-16), '99
Peter Warrick .....	2000-04
Nate Lawrie .....	2007-08
Chase Coffman .....	2009-10
Orson Charles .....	2012-13
Josh Malone .....	2017-18

No. 81	
NAME	YEARS
Dennis Randall .....	1968
Nick Roman .....	1970-71
Al Chandler .....	1973-74
Jim Corbett .....	1977-80
David Verser .....	1981-84
Eddie Brown .....	1985-86, '87 (Games 1-2)
Marquis Pleasant .....	1987 (Games 3-5)
Eddie Brown .....	1987 (Games 6-15), '88-91
Patrick Robinson .....	1993
Carl Pickens (80) .....	1995-99
Ron Dugans .....	2000-02
Ben Utecht .....	2008-09
Terrell Owens .....	2010
Colin Cochart .....	2011
Alex Smith .....	2013-14
Tyler Kroft .....	2015-18

No. 82	
NAME	YEARS
Ed McCall .....	1968
Royce Berry .....	1969-75
Billy Brooks .....	1976-79
Alton Alexis .....	1980
Rodney Holman .....	1982-86, '87 (Games 1-2)
Wade Russell .....	1987 (Games 3-5)
Rodney Holman .....	1987 (Games 6-15), '88-92
Tony McGee .....	1993-2001
Michael Westbrook .....	2002
Reggie Kelly .....	2003-10
Marvin Jones .....	2012-15
Cethan Carter .....	2017-18

No. 83	
NAME	YEARS
Bill Staley .....	1968-69
Ed Marshall .....	1971
Sherman White .....	1972-75
Steve Holden .....	1977
Dennis Law .....	1978
Rick Walker (88) .....	1979
M.L. Harris .....	1980-85
Dave Romasko .....	1987
Kendal Smith .....	1989-90
Brian Brennan .....	1992
Reggie Thornton .....	1993
David Frisch (47) .....	1994
Tyodus Winans .....	1996 (Games 1-6)
Kevin Jordan .....	1996 (Games 7-11)
Gunnard Twyner (17) .....	1997 (Games 2-3)
Danny Farmer .....	2000-02
Kevin Walter .....	2003-05
Antonio Chatman .....	2006-09
Kevin Brock .....	2014
Tyler Boyd .....	2016-18

No. 84	
NAME	YEARS
Bob Trumpy .....	1968-77
Don Bass .....	1978-81
Gary Williams .....	1984
Dan Ross (89) .....	1985
Eric Kattus .....	1986, '87 (Games 1-2)
Reggie Sims .....	1987 (Game 3)
Rodney Tweet .....	1987 (Games 4-5)
Eric Kattus .....	1987 (Games 6-15), '88-91
Milt Stegall .....	1992-94
Jeff Hill (19) .....	1995 (Games 2-16), '96
Mike Jenkins .....	1997
Damon Gibson .....	1998
Craig Yeast .....	1999-2000
T.J. Houshmandzadeh .....	2001-08
Jermaine Gresham .....	2010-14

No. 85	
NAME	YEARS
Dan Brabham .....	1968 (Games 1-9)
Martin Baccaglio .....	1968 (Games 12-14), '69-70
Isaac Curtis .....	1973-84
Tim McGee .....	1986, '87 (Games 1-2)
Greg Meehan .....	1987 (Games 3-5)
Tim McGee .....	1987 (Games 6-15), '88-92
Allen DeGraffenreid .....	1993
Tim McGee .....	1994-95
James Hundon .....	1996-99
LaVell Boyd .....	2000
Chad Johnson .....	2001-10
Armon Binns .....	2012
Tyler Eifert .....	2013-18

No. 86	
NAME	YEARS
Andre White .....	1968
John McDaniel .....	1974-77
Steve Kreider .....	1979-86
Ken Brown .....	1987
Carl Parker .....	1988-89
Mike Barber .....	1990-92
Wesley Carroll .....	1993
Darnay Scott .....	1994-2001
Tony Stewart .....	2002-06
Daniel Coats (46) .....	2007, '08 (Games 1-8), '09-10
Donald Lee .....	2011
James Wright .....	2014-16
Mason Schreck .....	2017-18

No. 87	
NAME	YEARS
Bill Peterson (53) .....	1968
Mike Kelly .....	1970-72
Pat McNally .....	1976-85
Jim Riggs .....	1987 (Games 1-2)
Curtis Jeffries .....	1987 (Games 3-5)
Jim Riggs .....	1987 (Games 6-15), '88-92
Troy Sadowski .....	1994-96
Stepfret Williams .....	1998
Damon Griffin .....	1999-2000
Chris Edmonds (41, 53) .....	2002
Kelley Washington .....	2003-06
Andre Caldwell .....	2008-11
Cobi Hamilton .....	2014
C.J. Uzomah .....	2015-18

No. 88	
NAME	YEARS
Bruce Coslet .....	1969-76
Rick Walker (83) .....	1977-78
Mike Levenseller .....	1979-80
Mike Martin .....	1983-89
Reggie Rember .....	1991-93
Derek Ware .....	1995
Steve Bush .....	1997-2000
Sean Brewer .....	2001-02
Lawrence Hamilton .....	2003
Cliff Russell .....	2004
Tab Perry .....	2005-07
J.P. Foschi .....	2009-10
Ryan Whalen .....	2011-13
Greg Little (11) .....	2014
Jordan Franks .....	2018

No. 89	
NAME	YEARS
Harry Gunner .....	1968-69
Martin Amsler .....	1970
Drew Buie .....	1972
Tim George .....	1973
Jack Novak .....	1975
Mike Cobb .....	1977
Dan Ross (84) .....	1979-83
Don Kern .....	1984-85
Ira Hillary .....	1987-89
Shane Garrett .....	1991-92*
Jeff Query .....	1992* (Games 5-16), '95
Marco Battaglia .....	1996-2001
Matt Schobel .....	2002-05
Jerome Simpson .....	2008-11
Richard Quinn .....	2012
Ryan Hewitt .....	2014-17
Matt Lengel .....	2018

\*NOTE: Garrett and Query both were assigned uniform No. 89 for Games 5-16 of 1992. At the time, however, only Query was on the active roster. Garrett was on the Reserve/Injured list.

No. 90	
NAME	YEARS
Emanuel King .....	1985-88
Eric Shaw .....	1992-94
Gerald Collins .....	1995
Tim Johnson .....	1996
Michael Bankston .....	1998-2000
Justin Smith .....	2001-07
Pat Sims (92) .....	2008-12
Kheeston Randall .....	2013 (Games 10-11)
Christo Bilukidi .....	2013 (Games 12-16 and playoffs)
Michael Johnson (93) .....	2015-18

No. 91	
NAME	YEARS
Carl Zander .....	1985-91
Brad Smith .....	1993
Brett Wallerstedt .....	1994-96
Billy Granville .....	1997-2000
Randy Chevrier .....	2001
Carl Powell (72) .....	2003
Robert Geathers .....	2004-14
Marcus Hardison .....	2015-16
Josh Tupou (68) .....	2018

No. 92	
NAME	YEARS
Tim Inglis .....	1987-88
John Copeland .....	1993-2000
Eric Ogbogu .....	2002
Duane Clemons .....	2003-05
Frostee Rucker .....	2006-11
Jamaal Anderson .....	2012
James Harrison .....	2013
Pat Sims (90) .....	2015-17
Adolphus Washington .....	2018

No. 93	
NAME	YEARS
Kiki DeAyala .....	1986-87
Ty Parten .....	1993-95
Tim Morabito .....	1996
Mike Thompson .....	1998
Tom Barndt .....	2000
Mario Monds .....	2001-02
Greg Scott .....	2004
Rashad Jeanty (53) .....	2006-08
Michael Johnson (90) .....	2009-13
Will Clarke .....	2014-16

No. 94	
NAME	YEARS
Rich Romer .....	1988-89
Alfred Williams .....	1991-94
Jevon Langford (58) .....	1996-2000
Tony Williams .....	2001-04
Domata Peko .....	2006-16
Chris Smith .....	2017
Sam Hubbard .....	2018

No. 95	
NAME	YEARS
Roosevelt Nix .....	1992-93
Keith Rucker .....	1994-95
Steve Foley .....	1998-2002
LaDairis Jackson .....	2003-04*
Larry Stevens .....	2004* (Games 8-16), '05
Sam Adams .....	2006
Roy Manning .....	2007
Orien Harris .....	2008-09
Victor Adeyanju .....	2010
Wallace Gilberry .....	2012-16
Kasim Edebal .....	2018

\*NOTE: Jackson and Stevens both were assigned uniform No. 95 for Games 8-16 of 2004. At the time, however, only Stevens was on the active roster. Jackson was on the Reserve/Injured list.

No. 96	
NAME	YEARS
Willie Fears .....	1987
Curtis Maxey .....	1988
Natu Tuatagaloa .....	1989-91
Daniel Stubbs (67) .....	1992 (Games 5-16), '93
Kanavis McGhee .....	1994
Alfred Oglesby .....	1995
Kenny Davidson .....	1996
Brentson Buckner .....	1997
Clyde Simmons .....	1998
Vaughn Booker .....	2000-02
Matthias Askew .....	2004-05
Michael Myers .....	2007
Josh Mallard .....	2008 (Games 12-13)
Chris Harrington .....	2008 (Games 14-16)
Shaun Smith (66, 99) .....	2009
Carlos Dunlap .....	2010-18

No. 97	
NAME	YEARS
Brian Pillman (58) .....	1984 (Games 4, 6)
Mike Frier .....	1992-94
Andre Purvis .....	1997-99
Bernard Whittington .....	2001-02
John Thornton .....	2003-08
Geno Atkins .....	2010-18

No. 98	
NAME	YEARS
David Grant .....	1988-91
Tony Savage .....	1992
George Hinkle .....	1993
Todd Kelly .....	1995-96
Canute Curtis .....	1997-2002
Elton Patterson .....	2003, '04 (Games 3-4)
Terrance Martin .....	2004 (Games 8-16)
Bryan Robinson .....	2005-07
Antwan Odom .....	2008-10
Nick Hayden .....	2011
Brandon Thompson (79) .....	2013-16
Ryan Glasgow .....	2017-18

No. 99	
NAME	YEARS
Jason Buck .....	1987-90
Alonzo Mitz .....	1991-92
Donnell Johnson (68) .....	1993 (Games 1-3)
Dan Wilkinson .....	1994-97
Oliver Gibson .....	1999-2003
Shaun Smith (66, 96) .....	2004
David Pollack .....	2005-07
Jason Shirley (70) .....	2008
Tank Johnson .....	2009-10
Manny Lawson .....	2011-12
Margus Hunt .....	2013-16
Andrew Billings (75) .....	2017-18

## PLAYER HISTORY — TRADES

An asterisk (\*) denotes a draft-day trade.

Dec. 26, 1967	— Acquired QB <b>John Stofa</b> from Miami for two undisclosed future draft choices. The draft choices were later determined to be No. 27 overall in the 1968 draft (first round; Dolphins selected OT <b>Doug Crusan</b> ) and No. 54 overall in the '68 draft (second round; Dolphins selected TE <b>Jim Cox</b> ).	Sept. 8, 1975	— Acquired an undisclosed future draft choice from New England for RB <b>Doug Dressler</b> . The draft choice was later determined to be No. 187 overall in the 1976 draft (seventh round; Bengals selected QB <b>Bob Bateman</b> ).
Jan. 22, 1968	— Acquired TE <b>Andre White</b> from Denver for an undisclosed future draft choice. The draft choice was later determined to be No. 111 overall in the 1968 draft (fourth round; Broncos selected DB <b>Gus Hollomon</b> ).	Sept. 9, 1975	— Acquired an undisclosed future draft choice from Green Bay for G <b>Pat Matson</b> . The draft choice was later determined to be No. 192 overall in 1976 draft (seventh round; Bengals selected DB <b>Pete Rome</b> ).
Jan. 30, 1968*	— Bengals acquired LB <b>Tom Rhoads</b> from Buffalo for a fifth-round draft choice in the 1968 draft. The fifth-round pick Buffalo received was No. 114 overall (Bills selected RB <b>Ben Gregory</b> ).	April 2, 1976	— Acquired DE <b>Coy Bacon</b> from San Diego for WR <b>Charlie Joiner</b> .
July 28, 1968	— Acquired OL <b>Jeff Richardson</b> from the N.Y. Jets for an undisclosed future draft choice. The draft choice was later determined to be No. 110 overall in 1970 draft (fifth round; Jets traded the pick to Houston).	May 11, 1976	— Acquired an undisclosed future draft choice from Chicago for DE <b>Royce Berry</b> . The draft choice was later determined to be No. 131 overall in the 1978 draft (fifth round; Bengals selected QB <b>Rob Hertel</b> ).
June 30, 1969	— Acquired WR <b>Eric Crabtree</b> from Denver for FB <b>Tom Smiley</b> .	June 3, 1976	— Acquired an undisclosed future draft choice from Minnesota for TE <b>Orlando Nelson</b> . The draft choice was later determined to be No. 194 in the 1977 draft (seventh round; Bengals selected TE <b>Jim Corbett</b> ).
Sept. 8, 1969	— Acquired K <b>Horst Muhlmann</b> and an undisclosed future draft choice from Kansas City for WR <b>Warren McVea</b> . The draft choice was later determined to be No. 104 overall in the 1970 draft (fourth round; Bengals selected DB <b>Billie Hayes</b> , who never made the regular-season roster).	June 7, 1976	— Acquired undisclosed future draft choices from Chicago for LB <b>Brad Cousino</b> , RB <b>Champ Henson</b> and K <b>Tom Klaban</b> . None of those three players, however, made the Bears' roster, thus no picks were traded.
Jan. 21, 1970	— Acquired OT <b>Rufus Mayes</b> from Chicago for DT <b>Bill Staley</b> and DE <b>Harry Gunner</b> .	June 21, 1976	— Acquired an undisclosed future draft choice from St. Louis for LB <b>Al Beauchamp</b> . The draft choice was later determined to be No. 105 overall in the 1977 draft (fourth round; Bengals selected S <b>Jerry Anderson</b> ).
May 19, 1970	— Acquired OT/G <b>Gary Kirner</b> from San Diego for DT <b>Andy Rice</b> .	July 23, 1976	— Acquired an undisclosed future draft choice from Buffalo for DE <b>Sherman White</b> . The draft choice was later determined to be No. 3 overall in the 1977 draft (first round; Bengals selected DE/DT <b>Eddie Edwards</b> ).
July 1, 1970	— Acquired S <b>Caesar Belser</b> from Kansas City for an undisclosed future draft choice. Belser, however, did not make the Bengals' regular-season roster, thus no pick was traded.	Sept. 7, 1976	— Acquired an undisclosed future draft choice from Tampa Bay for RB <b>Charlie Davis</b> . The draft choice was later determined to be No. 85 overall in the 1977 draft (fourth round; Bengals selected TE <b>Rick Walker</b> ).
Aug. 4, 1970	— Acquired S <b>Kenny Graham</b> from San Diego for an undisclosed draft choice in 1971 draft. The draft choice was later determined to be No. 119 overall (fifth round; Chargers drafted DE <b>Phil Asack</b> ).	March 1, 1977	— Acquired an undisclosed future draft choice from San Diego for WR <b>Chip Myers</b> . The draft choice was later determined to be No. 292 overall in the 1977 draft (11th round; Bengals selected G <b>Joel Parrish</b> ).
Aug. 26, 1970	— Acquired QB <b>Virgil Carter</b> from Buffalo for an undisclosed future draft choice. The draft choice was later determined to be No. 145 overall in the 1971 draft (sixth round; Bills selected DE <b>Bill McKinley</b> ).	March 16, 1977	— Acquired two undisclosed future draft choices from Denver for S/CB <b>Bernard Jackson</b> . The draft choices were later determined to be No. 83 overall in the 1978 draft (third round; Bengals selected WR/TE <b>Don Bass</b> ) and No. 193 overall in the '78 draft (seventh round; Bengals selected OT <b>Danny Bass</b> ).
Sept. 2, 1970	— Acquired DT <b>Frank Cornish</b> from Chicago for an undisclosed future draft choice. The draft choice was later determined to be No. 133 overall in the 1972 draft (sixth round; Bears selected LB <b>Bob Pifferini Jr.</b> ).	July 21, 1977	— Acquired an undisclosed future draft choice from New Orleans for RB <b>Stan Fritts</b> . Fritts, however, did not make the Saints' regular-season roster, thus no pick was traded.
Oct. 26, 1970	— Acquired an undisclosed future draft choice from the N.Y. Jets for G <b>Dave Middendorf</b> . The draft choice was later determined to be No. 110 overall in the 1971 draft (fifth round; Bengals selected DE <b>Arthur May</b> , who never made the regular-season roster).	July 28, 1977	— Acquired the waiver price of \$100 from Oakland for DT <b>Bob Brown</b> , who had not reported to training camp.
May 7, 1971	— Acquired RB <b>Henry Dyer</b> from Washington for QB <b>Sam Wyche</b> .	Aug. 30, 1977	— Acquired an undisclosed future draft choice from St. Louis for DB <b>Carl Allen</b> . The draft choice was later determined to be No. 293 overall in the 1978 draft (11th round; Bengals selected RB <b>Calvin Prince</b> ).
Feb. 1, 1972*	— Acquired G <b>John Shinnors</b> from Baltimore for an undisclosed future draft choice. The draft choice was later determined to be No. 93 overall in 1973 draft (fourth round; Colts traded the pick to Cleveland).	June 26, 1978	— Acquired a first-round draft choice in the 1979 draft from Washington for DE <b>Coy Bacon</b> and CB <b>Lemar Parrish</b> . The draft choice was later determined to be No. 12 overall (Bengals selected RB <b>Charles Alexander</b> ).
May 9, 1972	— Acquired LB <b>Bob Bruggers</b> from San Diego for OT <b>Ernie Wright</b> .	July 7, 1978	— Acquired an undisclosed future draft choice from Oakland for LB <b>Ron Pritchard</b> . Pritchard, however, did not make the Raiders' regular-season roster, thus no pick was traded.
Nov. 1, 1972	— Acquired WR <b>Charlie Joiner</b> and LB <b>Ron Pritchard</b> from Houston for RB <b>Paul Robinson</b> and RB <b>Fred Willis</b> .	Aug. 22, 1978	— Acquired an undisclosed future draft choice from Chicago for TE <b>Mike Cobb</b> . The draft choice was later determined to be No. 91 overall in the 1979 draft (fourth round; Bengals selected CB <b>Vaughn Lusby</b> ).
April 10, 1973	— Acquired an undisclosed future draft choice from New Orleans for TE <b>Mike Kelly</b> . The draft choice was later determined to be No. 153 overall in the 1974 draft (sixth round; Bengals selected DB <b>William Bryant</b> , who never signed with the Bengals, instead signing with the Houston Texans of the World Football League).	May 30, 1979	— Acquired an undisclosed future draft choice from Tampa Bay for RB <b>Tony Davis</b> . The draft choice was later determined to be No. 159 overall in the 1980 draft (sixth round; Bengals selected LB <b>Andrew Melontree</b> ).
July 9, 1973	— Acquired DT <b>Jerry Ellison</b> from Philadelphia for WR <b>Speedy Thomas</b> .	July 16, 1979	— Acquired an undisclosed future draft choice from San Francisco for CB <b>Melvin Morgan</b> . The draft choice was later determined to be No. 167 overall in the 1980 draft (seventh round; Bengals selected LB <b>Ron Simpkins</b> ).
Aug. 10, 1973	— Acquired two undisclosed future draft choices from Minnesota for G <b>Steve Lawson</b> and an undisclosed future draft choice. The draft choices Cincinnati received were later determined to be No. 103 overall in the 1974 draft (fourth round; Bengals selected WR <b>Richard Williams</b> ) and No. 77 overall in the '75 draft (third round; Bengals selected LB <b>Bo Harris</b> ). The draft choice Minnesota received was later determined to be No. 89 overall in the 1975 draft (fourth round; Vikings selected RB <b>Harold [Champ] Henson</b> ).	Aug. 23, 1979	— Acquired an undisclosed future draft choice from Washington for WR <b>Dennis Law</b> . Law, however, initially retired after the trade and did not report to the Redskins, then later reported on Nov. 6 and was Active-DNP for one game before being released. However, since Law never played for the Redskins, no pick was traded.
Aug. 22, 1973	— Acquired an undisclosed future draft choice from New England for LB <b>Bill Peterson</b> . The draft choice was later determined to be No. 87 overall of 1974 draft (fourth round; Bengals selected QB <b>Mike Boryla</b> ).	Aug. 27, 1979	— Acquired first rights to waived players from San Francisco for RB <b>Lenvil Elliott</b> .
Sept. 7, 1973	— Acquired two undisclosed future draft choices from New Orleans for RB <b>Jess Phillips</b> . The draft choices were later determined to be No. 61 overall in the 1974 draft (third round; Bengals selected G <b>Dave Lapham</b> ) and No. 114 overall in the '74 draft (fifth round; Bengals selected RB <b>Haskel Stanback</b> ).	March 19, 1980	— Acquired an undisclosed future draft choice from San Francisco for CB <b>Scott Perry</b> . The draft choice was later determined to be No. 230 overall in the 1981 draft (ninth round; Bengals selected RB <b>Samoa Samoa</b> ).
Jan. 24, 1974	— Acquired QB <b>Wayne Clark</b> from San Diego for QB <b>Virgil Carter</b> . Carter, however, left San Diego to sign with the Chicago Fire of the World Football League, thus Cincinnati sent RB <b>Reece Morrison</b> to the Chargers on March 7 as compensation.	Aug. 1, 1980	— Acquired an undisclosed future draft choice from the N.Y. Giants for G <b>Greg Fairchild</b> . Fairchild, however, did not make the Giants' regular-season roster, thus no pick was traded.
March 8, 1974	— Acquired two undisclosed future draft choices from Philadelphia for QB <b>Mike Boryla</b> . The draft choices were later determined to be No. 142 overall in the 1975 draft (sixth round; Bengals selected QB <b>Tom Shuman</b> ) and No. 11 overall in '76 draft (first round; Bengals selected WR <b>Billy Brooks</b> ).	June 19, 1981	— Acquired DE <b>Mel Lunsford</b> from New England for an undisclosed future draft choice. Lunsford, however, did not make the Bengals' regular-season roster, thus no pick was traded.
July 3, 1974	— Acquired an undisclosed future draft choice from Dallas for QB <b>Clint Longley Jr.</b> . The draft choice was later determined to be No. 122 overall in 1975 draft (fifth round; Bengals selected TE/P <b>Jeff West</b> ).	Aug. 20, 1982	— Acquired an undisclosed future draft choice from New Orleans for WR/TE <b>Don Bass</b> . The draft choice was later determined to be No. 152 overall in the 1983 draft (sixth round; Bengals selected LB <b>Kiki DeAyala</b> ).
July 10, 1974	— Acquired a first-round draft choice in the 1977 draft plus a first-round draft choice and a second-round draft choice in the '78 draft from Philadelphia for LB <b>Bill Bergey</b> . It was determined later that the 1977 first-round draft choice was No. 8 overall (Bengals selected DT <b>Wilson Whitley</b> ), the '78 first-round draft choice was No. 8 overall (Bengals selected DE <b>Ross Browner</b> ) and the '78 second-round draft choice was No. 35 overall (Bengals selected CB <b>Ray Griffin</b> ).	June 2, 1983	— Acquired a first-round draft choice in the 1984 draft from Tampa Bay for QB <b>Jack Thompson</b> . The draft choice was later determined to be No. 1 overall (Bengals traded the pick to New England on 4-4-84).
July 31, 1974	— Acquired an undisclosed future draft choice from Buffalo for DT/DE <b>Steve Chomyszak</b> . The draft choice was later determined to be No. 227 overall in 1975 draft (ninth round; Bengals selected WR <b>Lofell Williams</b> ).	June 29, 1983	— Acquired an undisclosed future draft choice from Seattle for C <b>Blair Bush</b> . The draft choice was later determined to be No. 25 overall in the 1985 draft (first round; Bengals selected LB <b>Emmanuel King</b> ).
Aug. 21, 1974	— Acquired an undisclosed future draft choice from Atlanta for RB <b>Haskel Stanback</b> and G/C <b>Tom DeLeone</b> . The draft choice was later determined to be No. 55 overall in the 1975 draft (third round; Bengals selected DE <b>Gary Burley</b> ).	April 4, 1984	— Acquired two 1984 first-round draft choices, one '84 10th-round choice and one '85 fifth-round choice from New England for the '84 No. 1 overall choice. The two first-round picks Cincinnati received were No. 16 overall (Bengals selected DE <b>Pete Koch</b> ) and No. 28 overall (Bengals selected G/OT <b>Brian Blados</b> ). The 10th-round pick Cincinnati received was No. 265 overall (Bengals selected RB <b>Brent Ziegler</b> ). The 1985 fifth-round pick Cincinnati received was later determined to be No. 129 overall (Bengals selected CB <b>Lee Davis</b> ). With the No. 1 overall pick in the 1984 draft, the Patriots selected WR <b>Irving Fryar</b> .
Aug. 28, 1974	— Acquired an undisclosed future draft choice from Buffalo for S <b>Neal Craig</b> . The draft choice was later determined to be No. 97 overall in 1975 draft (fourth round; Bengals selected RB <b>Stan Fritts</b> ).	May 29, 1984	— Acquired RB <b>James Brooks</b> from San Diego for FB <b>Pete Johnson</b> .
Aug. 29, 1974	— Acquired an undisclosed amount of cash from New Orleans for WR <b>Richard Williams</b> .	July 24, 1984	— Acquired an undisclosed future draft choice from Tampa Bay for OT <b>Don Swafford</b> . The draft choice was later determined to be No. 148 overall in the 1985 draft (sixth round; Bengals selected OT <b>Eric Stokes</b> ).
Sept. 10, 1974	— Acquired \$100 cash from Detroit for WR <b>Tim George</b> .	July 25, 1984	— Acquired an undisclosed future draft choice from the L.A. Rams for QB <b>Jeff Christensen</b> . Christensen, however, did not make the Rams' regular-season roster, thus no pick was traded.
April 18, 1975	— Acquired an undisclosed future draft choice from Kansas City for LB <b>Ken Avery</b> . The draft choice was later determined to be No. 106 overall in the 1976 draft (fourth round; Bengals selected RB <b>Tony Davis</b> ).	Aug. 23, 1984	— Acquired an undisclosed future draft choice from Atlanta for DE <b>Gary Burley</b> . The draft choice was later determined to be No. 172 overall in the 1985 draft (seventh round; Bengals selected RB <b>Kim Locklin</b> ).
June 11, 1975	— Acquired an undisclosed future draft choice from San Francisco for TE <b>Al Chandler</b> . The draft choice was later determined to be No. 138 overall in the 1976 draft (fifth round; Bengals selected RB <b>Willie Shelby</b> ).	Oct. 9, 1984	— Acquired a 1986 first-round draft choice, a third-round draft choice (either an '85 third-round or an '86 third-round, TBD) and an '87 fifth-round choice from Denver for the rights to LB <b>Ricky Hunley</b> . The 1986 first-round pick was later determined to be No. 21 overall (Bengals selected WR <b>Tim McGee</b> ). At the time of the trade, it was known that the third-round choice Cincinnati was to receive was to be either (a) Tampa Bay's 1985 third-round pick, which Denver had possible future rights to, contingent on a deal the Broncos had with the Buccaneers involving QB Steve DeBerg, or (b) Denver's '86 third-round pick. It
June 16, 1975	— Acquired an undisclosed future draft choice from Philadelphia for K <b>Horst Muhlmann</b> . The draft choice was later determined to be No. 69 overall in the 1976 draft (third round; Bengals selected CB <b>Danny Reece</b> , who never made the regular-season roster).		
June 29, 1975	— Acquired QB <b>John Reaves</b> and an undisclosed future draft choice from Philadelphia for QB <b>Wayne Clark</b> and OT <b>Stan Walters</b> . The draft choice was later determined to be No. 38 overall in the 1976 draft (second round; Bengals selected G <b>Glenn Bujnoch</b> ).		

	was later determined to be Denver's 1986 third-round pick (No. 78 overall; Bengals selected <b>S David Fulcher</b> ). The 1987 fifth-round pick was later determined to be No. 139 overall (Bengals selected <b>P Greg Horne</b> ). Hunley had been Cincinnati's 1984 first-round draft choice (No. 7 overall), but he never signed a contract with the Bengals.	June 20, 2006	— Acquired an undisclosed future draft choice from St. Louis for QB <b>Dave Ragone</b> . Ragone, however, did not make the Rams' regular-season roster, thus no pick was traded.
May 6, 1985	— Acquired an undisclosed future draft choice from Miami for QB <b>Bryan Clark</b> . Clark, however, did not make the Dolphins' regular-season roster, thus no pick was traded.	Sept. 1, 2007	— Acquired QB <b>Ryan Fitzpatrick</b> from St. Louis for an undisclosed future draft choice. The draft choice was later determined to be No. 217 overall in the 2008 draft (seventh round; Rams traded the pick to Green Bay).
Aug. 26, 1985	— Acquired an undisclosed future draft choice from Green Bay for WR <b>David Verser</b> . Verser, however, did not make the Packers' regular-season roster, thus no pick was traded.	May 7, 2009	— Acquired RB <b>Brian Leonard</b> from St. Louis for DT <b>Orien Harris</b> .
Sept. 4, 1985	— Acquired an undisclosed future draft choice from Green Bay for G/OT <b>Mike Obrovac</b> . The draft choice was later determined to be No. 294 overall in the 1986 draft (11th round; Bengals selected LB <b>Tom Flaherty</b> ).	Sept. 4, 2010	— Acquired <b>S Reggie Nelson</b> from Jacksonville for CB <b>David Jones</b> and a conditional future draft choice. The draft choice was later determined to be No. 228 overall in the 2012 draft (seventh round; Jaguars selected DT <b>Jeris Pendleton</b> ).
Oct. 15, 1985	— Acquired an undisclosed future draft choice from Seattle for TE <b>Dan Ross</b> . The draft choice was later determined to be No. 99 overall in the 1986 draft (fourth round; Bengals selected QB <b>Doug Gaynor</b> ).	July 29, 2011	— Acquired undisclosed future draft choices from New England for WR <b>Chad Johnson</b> . The draft choices were later determined to be No. 166 overall in the 2012 draft (fifth round; Bengals selected WR <b>Marvin Jones</b> ) and the No. 197 overall in the '13 draft (sixth round; Bengals selected WR <b>Cobi Hamilton</b> ).
April 2, 1986	— Acquired third-round draft choice in the 1986 draft from Atlanta for QB <b>Turk Schonert</b> . The draft pick was No. 58 overall (Bengals selected DE <b>Jim Skow</b> ).	Aug. 23, 2011	— Acquired <b>S Taylor Mays</b> from San Francisco for an undisclosed future draft choice. The draft choice was later determined to be No. 227 overall in the 2013 draft (seventh round; 49ers traded the pick to Cleveland).
May 12, 1986	— Acquired an undisclosed future draft choice from Green Bay for DE <b>Glen Collins</b> . Collins, however, did not make the Packers' regular-season roster, thus no pick was traded.	Aug. 29, 2011	— Acquired CB <b>Kelly Jennings</b> from Seattle for DT <b>Clinton McDonald</b> .
Aug. 19, 1986	— Acquired <b>P Jeff Hayes</b> from Washington for an undisclosed amount of cash.	Oct. 18, 2011	— Acquired a 2012 first-round draft choice and a '13 second-round choice from Oakland for QB <b>Carson Palmer</b> . The first-round pick Cincinnati received was later determined to be No. 17 overall (Bengals selected CB <b>Dre Kirkpatrick</b> ). The second-round pick Cincinnati received was later determined to be No. 37 overall (Bengals selected RB <b>Giovani Bernard</b> ).
Aug. 27, 1986	— Acquired an undisclosed future draft choice from Seattle for OT <b>Mike Wilson</b> . The draft choice was later determined to be No. 77 overall in the 1987 draft (third round; Bengals selected DE <b>Skip McClendon</b> ).	April 12, 2012	— Acquired a 2012 fifth-round draft choice from the N.Y. Giants for LB <b>Keith Rivers</b> . The draft choice was No. 167 overall (Bengals selected <b>S George Iloka</b> ).
April 23, 1989*	— Acquired a 1989 second-round draft choice, an '89 fourth-round choice and an '89 10th-round choice from Atlanta for the an '89 first-round choice. The second-round pick Cincinnati received was No. 35 overall (Bengals selected FB <b>Eric Ball</b> ). The fourth-round pick Cincinnati received was No. 89 overall (Bengals selected LB <b>Kerry Owens</b> ). The 10th-round pick Cincinnati received was No. 256 overall (Bengals selected CB <b>Cornell Holloway</b> ). The first-round pick Atlanta received was No. 27 overall (Falcons selected WR <b>Shawn Collins</b> ).	April 26, 2012*	— Acquired a 2012 first-round draft choice and a '12 third-round choice from New England for a '12 first-round choice. The first-round pick Cincinnati received was No. 27 overall (Bengals selected G <b>Kevin Zeitler</b> ). The third-round pick Cincinnati received was No. 93 overall (Bengals selected DT <b>Brandon Thompson</b> ). The first-round pick New England received was No. 21 overall (Patriots selected DE <b>Chandler Jones</b> ).
Aug. 21, 1990	— Acquired CB <b>Carl Carter</b> from Phoenix for LB <b>Chris Chenault</b> .	May 10, 2014*	— Acquired a 2014 fourth-round draft choice from Seattle for a '14 fourth-round choice and a '14 sixth-round choice. The fourth-round pick Cincinnati received was No. 111 overall (Bengals selected C <b>Russell Bodine</b> ). The third-round pick Seattle received was No. 123 overall (Seahawks selected WR <b>Kevin Norwood</b> ). The sixth-round pick Seattle received was No. 199 overall (Seahawks selected OT <b>Garrett Scott</b> ).
Aug. 27, 1990	— Acquired WR <b>Reggie Rembert</b> from the N.Y. Jets for OT <b>Scott Jones</b> and LB <b>Joe Kelly</b> .	April 11, 2017	— Acquired DE <b>Chris Smith</b> from Jacksonville for a conditional 2018 draft choice. The 2018 draft pick Jacksonville received was later determined to be No. 230 overall (Jaguars selected LB <b>Leon Jacobs</b> ).
Sept. 1, 1990	— Acquired CB <b>Rod (Roderick) Jones</b> from Tampa Bay for DE <b>Jim Skow</b> .	April 28, 2017*	— Acquired a 2017 second-round draft choice and a '17 fourth-round choice from Minnesota for a '17 second-round choice. The second-round pick Cincinnati received was No. 48 overall (Bengals selected RB <b>Joe Mixon</b> ). The fourth-round pick Cincinnati received was No. 128 overall (Bengals selected WR <b>Josh Malone</b> ). The second-round pick Minnesota received was No. 41 overall (Vikings selected RB <b>Dalvin Cook</b> ).
April 21, 1991*	— Acquired a 1991 second-round draft choice and a '91 fourth-round choice from San Francisco for a '91 second-round choice. The second-round pick Cincinnati received was No. 52 overall (Bengals selected DE <b>Lamar Rogers</b> ). The fourth-round pick Cincinnati received was No. 109 overall (Bengals selected WR <b>Rob Carpenter</b> ). The second-round pick San Francisco received was No. 45 overall (49ers selected RB <b>Ricky Watters</b> ).	April 29, 2017*	— Acquired a 2017 sixth-round draft choice from Tennessee for a '17 sixth-round choice and a '17 seventh-round choice. The sixth-round pick Cincinnati received was No. 207 overall (Bengals selected DB <b>Brandon Wilson</b> ). The sixth-round pick Tennessee received was No. 217 overall (Titans selected G <b>Corey Levin</b> ). The seventh-round pick Tennessee received was No. 227 overall (Titans selected LB <b>Josh Carraway</b> ).
April 26, 1992*	— Acquired two 1992 first-round draft choices and one third-round choice from Washington for one first-round choice and one third-round choice. The first-round picks Cincinnati received were No. 6 overall (Bengals selected QB <b>David Klingler</b> ) and No. 28 overall (Bengals selected S <b>Darryl Williams</b> ). The third-round pick Cincinnati received was No. 84 overall (Bengals selected LB <b>Leonard Wheeler</b> ). The first-round pick Washington received was No. 4 overall (Redskins selected WR <b>Desmond Howard</b> ). The third-round pick Washington received was No. 58 overall (Redskins traded pick to Dallas).	Aug. 29, 2017	— Acquired a 2018 seventh-round draft choice from New England for LB <b>Marquis Flowers</b> . The seventh-round pick Cincinnati received was later determined to be No. 249 overall (Bengals selected QB <b>Logan Woodside</b> ).
March 17, 1993	— Acquired a 1993 third-round draft choice and a conditional '94 second-round draft choice from the N.Y. Jets for QB <b>Boomer Esiason</b> . The third-round pick Cincinnati received was No. 59 overall (Bengals selected LB <b>Steve Tovar</b> ). It was later determined that Esiason did not meet the performance requirements for the conditional 1994 second-round pick, thus that pick was not traded.	Sept. 2, 2017	— Acquired a conditional 2019 sixth-round draft choice from Dallas for CB <b>Bene Benwikere</b> . The conditions required to authorize the draft choice were met in 2018. The sixth-round pick Cincinnati received was No. 198 overall (Bengals later traded pick to San Francisco on 4-27-19).
July 16, 1993	— Acquired an undisclosed future draft choice from the L.A. Raiders for DB <b>Rickey Dixon</b> . The draft choice was later determined to be No. 184 overall in the 1994 draft (sixth round; OT <b>Jerry Reynolds</b> ).	March 14, 2018	— Acquired OT <b>Cordy Glenn</b> , a 2018 first-round draft choice and a '18 fifth-round draft choice from Buffalo for a '18 first-round draft choice and an '18 sixth-round choice. The first-round pick Cincinnati received was No. 21 overall (Bengals selected C <b>Billy Price</b> ). The fifth-round pick Cincinnati received was No. 158 overall (Bengals selected DT <b>Andrew Brown</b> ). The first-round draft pick Buffalo received was No. 12 overall (Bills later traded pick to Tampa Bay). The sixth-round draft pick Buffalo received was No. 187 overall (Bills selected WR <b>Ray-Ray McCloud</b> ).
April 22, 1995*	— Acquired a 1995 first-round draft choice from Carolina for a '95 first-round choice and a '95 second-round choice. The first-round pick Cincinnati received was No. 1 overall (Bengals selected RB <b>Ki-Jana Carter</b> ). The first-round pick Carolina received was No. 5 overall (Panthers selected QB <b>Kerry Collins</b> ). The second-round pick Carolina received was No. 36 overall (Panthers selected DE <b>Shawn King</b> ).	April 27, 2018*	— Acquired a 2018 second-round draft choice and an '18 third-round draft choice from Kansas City for an '18 second-round draft choice and an '18 third-round draft choice. The second-round pick Cincinnati received was No. 54 (Bengals selected S <b>Jessie Bates III</b> ). The third-round pick Cincinnati received was No. 78 (Bengals selected LB <b>Malik Jefferson</b> ). The second-round pick Kansas City received was No. 46 (Chiefs selected LB <b>Breeland Speaks</b> ). The third-round pick Kansas City received was No. 100 (Chiefs selected LB <b>Dorian O'Daniel</b> ).
Feb. 26, 1998	— Acquired a 1998 first-round draft choice and a '98 third-round choice from Washington for DT <b>Dan Wilkinson</b> . The first-round pick Cincinnati received was No. 17 (Bengals selected LB <b>Brian Simmons</b> ). The third-round pick Cincinnati received was No. 78 overall (Bengals selected G <b>Mike Goff</b> ).	April 26, 2019*	— Acquired a 2019 second-round draft choice, a '19 fourth-round draft choice and a '19 sixth-round draft choice from Denver for a '19 second-round draft choice. The second-round pick Cincinnati received was No. 52 (Bengals selected TE <b>Drew Sample</b> ). The fourth-round pick Cincinnati received was No. 125 (Bengals selected DT <b>Renell Wren</b> ). The sixth-round pick Cincinnati received was No. 182 (Bengals selected RB <b>Trayveon Williams</b> ). The second-round pick Denver received was No. 42 (Broncos selected QB <b>Drew Lock</b> ).
March 26, 1998	— Acquired QB <b>Paul Justin</b> from Indianapolis for a 1998 fifth-round draft choice. The fifth-round pick Indianapolis received was No. 135 overall (Colts selected LB <b>Antony Jordon</b> ).	April 27, 2019*	— Acquired a 2019 fourth-round draft choice from San Francisco for a '19 fourth-round draft choice and two '19 sixth-round draft choices. The fourth-round pick Cincinnati received was No. 104 (Bengals selected QB <b>Ryan Finley</b> ). The fourth-round pick San Francisco received was No. 110 (49ers selected P <b>Mitch Wishnowsky</b> ). The sixth-round picks San Francisco received were No. 183 (49ers selected OT <b>Justin Skule</b> ) and No. 198 (49ers selected CB <b>Tim Harris</b> ).
April 20, 2002*	— Acquired a 2002 third-round draft choice from Carolina for an '02 third-round choice and an '02 fifth-round choice. The third-round pick Cincinnati received was No. 67 overall (Bengals selected TE <b>Matt Schobel</b> ). The third-round pick Carolina received was No. 73 overall (Panthers selected LB <b>Will Witherspoon</b> ). The fifth-round pick Carolina received was No. 145 overall (Panthers selected RB <b>Kyle Johnson</b> ).	April 27, 2019*	— Acquired a 2019 fourth-round draft choice from Dallas for a '19 fifth-round draft choice and a '19 sixth-round draft choice. The fourth-round pick Cincinnati received was No. 136 (Bengals selected G <b>Michael Jordan</b> ). The fifth-round pick Dallas received No. 149 (Cowboys later traded pick to Oakland). The sixth-round pick Dallas received was No. 213 (Cowboys selected S <b>Donovan Wilson</b> ).
Aug. 31, 2002	— Acquired an undisclosed future draft choice from New Orleans for RB <b>Curtis Keaton</b> . The draft choice was later determined to be No. 118 overall in the 2003 draft (fourth round; Bengals selected FB <b>Jeremi Johnson</b> ).		
Apr. 9, 2004	— Acquired CB <b>Deltha O'Neal</b> and a 2004 first-round draft choice from Denver for an '04 first-round choice and an '04 fourth-round choice. The first-round pick Cincinnati received was No. 24 overall (Bengals traded the pick to St. Louis). The fourth-round pick Cincinnati received was No. 117 overall (Bengals selected DE <b>Robert Geathers</b> ). The first-round pick Denver received was No. 17 overall (Broncos selected LB <b>D.J. Williams</b> ).		
Apr. 19, 2004	— Acquired a 2004 second-round draft choice from New England for RB <b>Corey Dillon</b> . The second-round pick Cincinnati received was No. 56 overall (Bengals selected S/CB <b>Madieu Williams</b> ).		
April 24, 2004*	— Acquired a 2004 first-round draft choice and an '04 fourth-round choice from St. Louis for an '04 first-round choice. The first-round pick Cincinnati received was No. 26 overall (Bengals selected RB <b>Chris Perry</b> ). The fourth-round pick Cincinnati received was No. 123 overall (Bengals selected G/OT <b>Stacy Andrews</b> ). The first-round pick St. Louis received		



# PLAYER HISTORY — DRAFTS

## 1968 AFL EXPANSION DRAFT JAN. 21

PLAYER	POS.	COLLEGE	AFL TEAM
Dan Archer*	T	Oregon	Oakland Raiders
Estes Banks*	RB	Colorado	Oakland Raiders
Joe Bellino	RB	Navy	Boston Patriots
Jim Boudreaux	DT	Louisiana Tech	Boston Patriots
Dan Brabham*	LB	Arkansas	Houston Oilers
Solomon Brannan	DB	Morris Brown	N.Y. Jets
Bill Brown	T	Texas-El Paso	N.Y. Jets
Gary Bugenhagen	T	Syracuse	Buffalo Bills
Frank Buncom*	LB	Southern California	San Diego Chargers
Chris Griffin*	SE	Stanford	Kansas City Chiefs
Bobby Burnett	RB	Arkansas	Buffalo Bills
J.D. Garrett	RB	Grambling	Boston Patriots
Cookie Gilchrist	RB	(none)	Denver Broncos
White Graves*	DB	Louisiana State	Boston Patriots
Jim Griffin	DE	Grambling	San Diego Chargers
Ron Hall	DB	Missouri Valley	Boston Patriots
Sherrill Headrick*	LB	Texas Christian	Kansas City Chiefs
Bobby Hunt*	DB	Auburn	Kansas City Chiefs
Joe Bob Isbell	G	Houston	Houston Oilers
Nate Johns	RB	San Diego State	Oakland Raiders
Willie Lee Jones*	DE	Kansas State	Houston Oilers
Mike Kellogg	RB	Santa Clara	Denver Broncos
Charlie King*	DB	Purdue	Buffalo Bills
Frank Marsh	RB	Oregon State	San Diego Chargers
John Matlock*	C	Miami (Fla.)	N.Y. Jets
Pat Matson*	G	Oregon	Denver Broncos
Pete Perreault*	G	Boston University	N.Y. Jets
Bob Poole	TE	Clemson	Houston Oilers
Al Reynolds	G	Tarkio	Kansas City Chiefs
Andy Rice*	DT	Texas Southern	Houston Oilers
Bob Schmidt	T	Minnesota	Buffalo Bills
Rod Sherman*	FL	Southern California	Oakland Raiders
Richard Sligh	DT	N.C. Central	Oakland Raiders
Fletcher Smith*	DB	Tennessee State	Kansas City Chiefs
Henry Sorrell	LB	Tenn.-Chattanooga	Denver Broncos
Dick Van Raaphorst	PK	Ohio State	San Diego Chargers
Jim Waskiewicz	C/LB	Wichita State	N.Y. Jets
Ernie Wright*	T	Ohio State	San Diego Chargers
Lonnie Wright	DB	Colorado State	Denver Broncos
Rich Zecher	DT	Utah State	Buffalo Bills

NOTES: On Jan. 21, the Bengals selected 40 players in an expansion draft, taking five from each AFL team except Miami (the Dolphins were exempt because they had their inaugural season themselves just two years earlier in 1966). An asterisk (\*) denotes a player who made the Bengals' all-time roster.

## 1968 AFL/NFL DRAFT JAN. 30-31

RD.	PLAYER	POS.	COLLEGE	SEL. #
1	Bob Johnson	C	Tennessee	*2
(sent to Miami in trade on 12-26-67)				
2a	Bill Staley	DE/T	Utah State	*28
(sent to Miami in trade on 12-26-67)				
2b	Tom Smiley	RB	Lamar	*54
3a	Gary Davis	QB	Vanderbilt	*56
3b	Paul Robinson	RB	Arizona	*82
3c	Dale Livingston	P/PK	Western Michigan	*83
4a	Jess Phillips	DB	Michigan State	*84
4b	Warren McVea	RB	Houston	*109
(sent to Denver in trade on 1-22-68)				
5a	Dave Middendorf	G	Washington State	*112
(expansion pick acquired from Denver Broncos; then sent to Buffalo in trade on 1-30-68)				
5b	Al Beauchamp	LB	Southern University	*138
6a	Howard Fest	T	Texas	*139
6b	Bill Kendricks	DT	Alabama A&M	*143
(expansion pick acquired from Boston Patriots)				
6c	John Neidert	LB	Louisville	*145
(expansion pick acquired from Buffalo Bills)				
6d	Dewey Warren	QB	Tennessee	*155
(expansion pick acquired from San Diego Chargers)				
6e	Essex Johnson	RB	Grambling	*156
(expansion pick acquired from N.Y. Jets)				
6f	Elmo Maples	WR	Southern University	*158
(expansion pick acquired from Kansas City Chiefs)				
6g	Sidney Ellis	DB	Jackson State	*160
(expansion pick acquired from Houston Oilers)				
6h	Monk Williams	RB	Arkansas AM&N	*163
(expansion pick acquired from Oakland Raiders)				
6i	Jim Johnson	DB	South Carolina State	*165
7a	Steve Smith	TE	Miami (Fla.)	*166
7b	Wes Bean	LB	Grambling	*192
8a	Harry Gunner	LB	Oregon State	*193
8b	Ed Brantley	T	North Texas State	*219
9a	Phil Johnson	DB	Long Beach State	*220
9b	Steve Hanrahan	DT	Weber State	*246
10a	Wayne Patrick	RB	Louisville	*247
10b	James Russell	TE	North Texas State	*273
11a	Wally Scott	CB	Arizona	*274
11b	Jeff Banks	LB	Pacific	*300
12a	Bob Trumpy	TE	Utah	*301
12b	Harold Jones	T	Grambling	*327
13a	James Bivins	LB	Texas Southern	*328
13b	Ted Washington	RB	San Diego State	*354
14a	Les Webster	RB	Iowa State	*355
14b	Steve Lewicke	DE	Texas-El Paso	*381
15a	Harvey Palmore	G	Morgan State	*382
15b	Joe Mira	WR	Miami (Fla.)	*408
16a	James Williams	DB	Alcorn A&M	*409
16b	Brown Marks	LB	Indiana	*435
17a	Don Manning	LB	UCLA	*436
17b	James Smith	TE	Jackson State	*462

\*NOTES: The expansion Bengals received the second and last choices in Round 1; the first and last choices in Rounds 2-17; one additional choice at the end of Rounds 2-4; and all AFL six-round selections except Miami's (Cincinnati received Denver's fifth-round pick in lieu of their sixth-round pick because the Broncos previously had sent their sixth-round pick to Miami in a 1967 trade; the Dolphins were exempt from having to surrender their sixth-round pick because they had their inaugural season themselves just two years earlier in 1966). Oakland had the No. 108 overall choice in Round 4 but passed twice, allowing Green Bay to move from No. 109 to 108 and Cincinnati to move from No. 110 to 109. The Bengals' No. 462 pick was the last selection of the 1968 AFL/NFL draft.

## 1969 AFL/NFL DRAFT JAN. 28-29

RD.	PLAYER	POS.	COLLEGE	SEL. #
1	Greg Cook	QB	Cincinnati	5
2	Bill Bergey	LB	Arkansas State	31
3	Speedy Thomas	WR	Utah	57
4	Clem Turner	RB	Cincinnati	83
5	Guy Dennis	G	Florida	109
6	Ken Riley	CB	Florida A&M	135
7	Royce Berry	DE	Houston	161
8	Tim Buchanan	LB	Hawaii	187
9	Mike Stripling	RB	Tulsa	213
10	Steve Howell	TE	Ohio State	239
11	Mark Stewart	S	Georgia	265
12	Lonnie Paige	DT	North Carolina State	290
13	Chuck Benson	WR	Southern Illinois	316
14	Mike Wilson	RB	Dayton	343
15	Bill Shoemaker	PK	Stanford	369
16	Bill Schmitt	LB	Missouri	395
17	Terry Story	T	Georgia Tech	421

## 1970 NFL DRAFT JAN. 27-28

RD.	PLAYER	POS.	COLLEGE	SEL. #
1	Mike Reid	DT	Penn State	7
2	Ron Carpenter	DT	North Carolina State	32
3	Chip Bennett	LB	Ablene Christian	60
4a	Joe Stephens	G	Jackson State	85
4b	Billie Hayes	DB	San Diego State	104
(acquired from Kansas City in trade on 9-8-69)				
(sent to N.Y. Jets in trade on 7-28-68)				
5	Nick Roman	LB	Ohio State	241
6	Sandy Durko	S	Southern California	137
7	Lemar Parrish	CB	Lincoln University (Mo.)	163
8	Bill Trout	DT	Miami (Fla.)	188
9	Bill Bolden	RB	UCLA	216
10	Nick Roman	LB	Ohio State	241
11	Sam Wallace	LB	Grambling	266
12	Tom Truesdell	DE	Ohio Wesleyan	294
13	Paul Dunn	RB	U.S. International	319
14	Joe Johnson	WR	Johnson C. Smith	344
15	Marvin Weeks	DB	Alcorn A&M	372
16	Larry Ely	LB	Iowa	397
17	Richard Lee Smith	RB	Washington	422

## 1971 NFL DRAFT JAN. 28-29

RD.	PLAYER	POS.	COLLEGE	SEL. #
1	Vernon Holland	T	Tennessee State	15
2	Steve Lawson	G	Kansas	41
3	Ken Anderson	QB	Augustana (Ill.)	67
4	Fred Willis	RB	Boston College	93
5	Arthur May	DE	Tuskegee	110
(acquired from N.Y. Jets in trade on 10-26-70)				
(sent to San Diego in trade on 8-4-70)				
6	Neal Craig	S	Fisk	171
7	Fred Herring	CB	Tennessee State	197
8	Gary Gustafson	LB	Montana State	223
10	Jack Stambaugh	G	Oregon	249
11	Ed Marshall	WR	Cameron	275
12	J. Rod Hayden	DE	Memphis State	301
13	David Knapman	TE	Central Washington	327
14	Ivin Mallory	DB	Virginia Union	353
15	Bob Thomas	RB	Arizona State	379
16	Mark Debevc	LB	Ohio State	405
17	Sam Pearson	CB	Western Kentucky	432

\*NOTE: The Bengals had the No. 431 overall choice in Round 17 but passed, allowing Kansas City to move from No. 432 to 431.

## 1972 NFL DRAFT FEB. 1-2

RD.	PLAYER	POS.	COLLEGE	SEL. #
1	Sherman White	DE	California	2
2	Tommy Casanova	DB	Louisiana State	29
3	Jim LeClair	LB	North Dakota	54
4	Bernard Jackson	DB	Washington State	81
5	Tom DeLeon	C	Ohio State	106
(sent to Chicago in trade on 9-2-70)				
6	Steve Conley	LB/RB	Kansas	158
8	Dan Kratzer	WR	Missouri Valley	185
9	Stan Walters	T	Syracuse	210
10	Brian Foster	CB	Colorado	237
11	Kent Pederson	TE	California, Santa Barbara	261
12	Rick Wegis	S	Cal Poly-SLO	289
13	James Hamilton	P/QB	Arkansas State	314
14	Steve Porter	WR	Indiana	341
15	Hosea Minnieweather	DT	Jackson State	366
16	John Wiegmann	WR	Cal Poly-Pomona	393
17	Dave Green	P/K	Ohio	418

\*NOTE: Buffalo had the No. 261 overall choice in Round 11 but passed, allowing the Bengals to move from No. 262 to 261.

## 1973 NFL DRAFT JAN. 30-31

RD.	PLAYER	POS.	COLLEGE	SEL. #
1	Isaac Curtis	WR	San Diego State	15
2	Al Chandler	TE	Oklahoma	43
3	Tim George	WR	Carson-Newman	68
(sent to Baltimore in trade on 2-1-72)				
5	Bob McCall	RB	Arizona	121
6	Bob Jones	CB	Virginia Union	146
7	Bob Maddox	DT/DE	Frostburg State	171
8	Joe Wilson	RB	Holy Cross	199
9	John Dampier	G	Notre Dame	224
10	Lenvil Elliott	RB	Northeast Missouri State	249
11	William Montgomery	DB	Morehouse (Ga.)	277
12	Boobie Clark	RB	Bethune-Cookman	302
13	Brooks West	DT	Texas-El Paso	327
14	Hurles Scales	DB	North Texas State	355
15	Ted McNulty	QB	Indiana	380
16	Harry Unger	RB	Auburn	405
17	Wayne Estabrook	QB	Whittier	433

**1974 NFL DRAFT JAN. 29-30**

RD.	PLAYER	POS.	COLLEGE	SEL. #
1	Bill Kollar	DT	Montana State	23
2	Charlie Davis	RB	Colorado	48
3a	Dave Lapham	T	Syracuse	61
<i>(acquired from New Orleans in trade on 9-7-73)</i>				
3b	Evan Jolitz	LB	Cincinnati	73
4a	Mike Boryla	QB	Stanford	87
<i>(acquired from New England in trade on 8-22-73)</i>				
4b	Daryl White	G	Nebraska	98
4c	Richard Williams	WR	Abilene Christian	103
<i>(acquired from Minnesota in trade on 8-10-73)</i>				
5a	Haskel Stanback	RB	Tennessee	114
<i>(acquired from New Orleans in trade on 9-7-73)</i>				
5b	Richard Bishop	DT	Louisville	127
6a	Robin Sinclair	DB	Washington State	152
6b	William Bryant	DB	Grambling	153
<i>(acquired from New Orleans in trade on 4-10-73)</i>				
7	Ken Sawyer	DB	Syracuse	177
8	John McDaniel	WR	Lincoln	202
9	Ed Johnson	DE	Southern Methodist	231
10	Chuck Herd	WR	Penn State	256
11	Ed Kezarian	T	UCLA	281
12	Rudy McClinton	DB	Xavier (Ohio)	306
13	Ted Jorrov	LB	Iowa State	335
14	Mike Phillips	DE	Cornell	360
15	Isaac Jackson	RB	Kansas State	385
16	Daryl Bishop	DB	Kentucky	410
17	Jim Smith	RB	North Carolina Central	439

1-s Clint Longley, Jr. QB Abilene Christian \*  
 \*NOTE: The Bengals selected QB Clint Longley Jr. in the first round of the 1974 NFL Supplemental Draft. Longley was later traded to Dallas on 7-3-74.

**1975 NFL DRAFT JAN. 28-29**

RD.	PLAYER	POS.	COLLEGE	SEL. #
1	Glenn Cameron	LB	Florida	14
2	Al Kreviss	T	Boston College	39
3a	Gary Burley	DE	Pittsburgh	55
<i>(acquired from Atlanta in trade on 8-21-74)</i>				
3b	Gary Sheide	QB	Brigham Young	64
3c	Bo Harris	LB	Louisiana State	77
<i>(acquired from Minnesota in trade on 8-10-73)</i>				
4	(sent to Minnesota in trade on 8-10-73)			89
4	Stan Fritts	RB	North Carolina State	97
<i>(acquired from Buffalo in trade on 8-28-74)</i>				
5a	Pat McNally	P/WR	Harvard	120
5b	Jeff West	P/TE	Cincinnati	122
<i>(acquired from Dallas in trade on 7-3-74)</i>				
6a	Tom Shuman	QB	Penn State	142
<i>(acquired from Philadelphia in trade on 3-8-74)</i>				
6b	Rollen Smith	CB	Arkansas	145
7	Chris Devlin	LB	Penn State	170
8	Ricky Davis	S	Alabama	195
9a	Greg Dubinetz	G	Yale	220
9b	Lofell Williams	WR/RB	Virginia Union	227
<i>(acquired from Buffalo in trade on 7-31-74)</i>				
10	Rocky Felker	QB	Mississippi State	245
11	Marvin Cobb	CB	Southern California	276
12	Jack Novak	TE	Wisconsin	301
13	Ron Rosenberg	LB	Montana	326
14	Frank Haywood	DT	North Carolina State	351
15	Greg Enright	PK	Southern Oregon	376
16	John Tuttle	WR	Kansas State	401
17	Elvin Charity	CB	Yale	432

**1976 NFL DRAFT APRIL 8-9**

RD.	PLAYER	POS.	COLLEGE	SEL. #
1a	Billy Brooks	WR	Oklahoma	11
<i>(acquired from Philadelphia in trade on 3-8-74)</i>				
1b	Archie Griffin	RB	Ohio State	24
2a	Glenn Bujnoch	G	Texas A&M	38
<i>(acquired from Philadelphia in trade on 6-29-75)</i>				
2b	Chris Bahr	PK	Penn State	51
3a	Danny Reece	DB	Southern California	69
<i>(acquired from Philadelphia in trade on 6-16-75)</i>				
3b	Reggie Williams	LB	Dartmouth	82
4a	Tony Davis	RB	Nebraska	106
<i>(acquired from Kansas City in trade on 4-18-75)</i>				
4b	Greg Fairchild	T/G	Tulsa	116
5a	Willie Shelby	DB/WR	Alabama	138
<i>(acquired from San Francisco in trade on 6-11-75)</i>				
5b	Scott Perry	DB	Williams	147
6	Orlando Nelson	TE	Utah State	176
7a	Bob Bateman	QB	Brown	187
<i>(acquired from New England in trade on 9-8-75)</i>				
7b	Pete Rome	DB	Miami (Ohio)	192
<i>(acquired from Green Bay in trade on 9-9-75)</i>				
7c	Ken Kuhn	LB	Ohio State	205
8	Ron Hunt	T	Oregon	232
9	Lonnie Allgood	WR	Syracuse	259
10	Tom Klaban	K	Ohio State	287
11	Melvin Morgan	DB	Mississippi Valley State	314
12	Joe Dale Harris	WR	Alabama	340
13	Randy Walker	RB	Miami (Ohio)	371
14	Greg Coleman	P/PK	Florida A&M	398
15	Lynn Hieber	QB	Indiana (Pa.)	425
16	George Demopoulos	C	Miami (Fla.)	455
17	Scott Dannelley	T/G	Ohio State	482

**1977 NFL DRAFT MAY 3-4**

RD.	PLAYER	POS.	COLLEGE	SEL. #
1a	Eddie Edwards	DT	Miami (Fla.)	3
<i>(acquired from Buffalo in trade on 6-23-76)</i>				
1b	Wilson Whitley	DT	Houston	8
<i>(acquired from Philadelphia in trade on 7-10-74)</i>				
1c	Mike Cobb	TE	Michigan State	22
2	Pete Johnson	RB	Ohio State	49
3	Mike Voight	RB	North Carolina	76
4a	Rick Walker	TE	UCLA	85
<i>(acquired from Tampa Bay in trade on 9-7-76)</i>				
4b	Mike Wilson	T	Georgia	103
4c	Jerry Anderson	CB	Oklahoma	105
<i>(acquired from St. Louis in trade on 6-21-76)</i>				
5	Ray Phillips	LB	Nebraska	133
6	Tom Duniven	QB	Texas Tech	160
7a	Louis Breeden	DB	North Carolina Central	187
7b	Jim Corbett	TE	Pittsburgh	194
<i>(acquired from Minnesota in trade on 6-3-76)</i>				
8	Jose Saint-Victor	G	Syracuse	214
9	Willie Zachary	WR	Central State (Ohio)	245
10	Bob Bialik	P	Hillsdale (Mich.)	272
11a	Joel Parrish	G	Georgia	292
<i>(acquired from San Diego in trade on 3-1-77)</i>				
11b	Carl Allen	DB	Southern Mississippi	299
12	Alex Percival	WR	Morehouse (Ga.)	326

**1978 NFL DRAFT MAY 2-3**

RD.	PLAYER	POS.	COLLEGE	SEL. #
1a	Ross Browner	DL	Notre Dame	8
<i>(acquired from Philadelphia in trade on 7-10-74)</i>				
1b	Blair Bush	C	Washington	16
2a	Ray Griffin	CB	Ohio State	35
<i>(acquired from Philadelphia in trade on 7-10-74)</i>				
2b	Deacon Turner	RB	San Diego State	45
3a	Ted Vincent	DT	Wichita State	72
3b	Don Bass	WR	Houston	83
<i>(acquired from Denver in trade on 3-16-77)</i>				
4	Dennis Law	WR	East Tennessee State	99
5a	Tom Dinkel	LB	Kansas	126
5b	Rob Hertel	QB	Southern California	131
<i>(acquired from Chicago in trade on 5-11-76)</i>				
6	Steve Geise	RB	Penn State	155
7a	Joe Branson	S	Livingstone (N.C.)	182
7b	Danny Bass	T	Elon (N.C.)	193
<i>(acquired from Denver in trade on 3-16-77)</i>				
8	Bill Miller	T	Western Illinois	211
9	Ron Shumon	LB	Wichita State	238
10	Tom DePaso	LB	Penn State	267
11a	Calvin Prince	RB	Louisville	293
<i>(acquired from St. Louis in trade on 8-30-77)</i>				
11b	Mark Donahue	G	Michigan	294
12	Kim Featsent	WR	Kent State	323

**1979 NFL DRAFT MAY 3-4**

RD.	PLAYER	POS.	COLLEGE	SEL. #
1a	Jack Thompson	QB	Washington State	3
1b	Charles Alexander	RB	Louisiana State	12
<i>(acquired from Washington in trade on 6-26-78)</i>				
2	Dan Ross	TE	Northeastern	30
3	Barney Cotton	G	Nebraska	59
4a	James White	DT	Albany State	84
4b	Vaughn Lusby	CB	Arkansas	91
<i>(acquired from Chicago in trade on 8-22-78)</i>				
5	Casey Merrill	DE	California, Davis	113
6	Steve Kreider	WR	Lehigh	139
7	Max Montoya	T	UCLA	168
8	Howie Kurnick	LB	Cincinnati	194
9	Scott Burk	S	Oklahoma State	223
10	Nathan Poole	RB	Louisville	250
11	Ken Bungarda	DE	Missouri	278
12	Jim Browner	S	Notre Dame	304

**1980 NFL DRAFT APRIL 29-30**

RD.	PLAYER	POS.	COLLEGE	SEL. #
1	Anthony Munoz	T	Southern California	3
2	Kirby Criswell	LB	Kansas	31
3	Rod Horn	DL	Nebraska	59
4	Bill Glass	G	Baylor	86
5	Bryan Hicks	S	McNeese State	113
6a	Jo Jo Heath	KR/DB	Pittsburgh	141
6b	Andrew Melontree	LB	Baylor	159
<i>(acquired from Tampa Bay in trade on 5-30-79)</i>				
7a	Ron Simpkins	LB	Michigan	167
<i>(acquired from San Francisco in trade on 7-16-79)</i>				
7b	Gary Don Johnson	DT	Baylor	168
8	Mark Lyles	RB	Florida State	196
9	Greg Bright	S	Morehead State	224
10	Sandro Vitiello	K	Massachusetts	252
11	Alton Alexis	WR	Tulane	*281
12	Mike Wright	QB	Vanderbilt	308

\*NOTE: The Bengals had the No. 280 overall choice in Round 11 but passed, allowing Baltimore to move from No. 281 to 280.

**1981 NFL DRAFT APRIL 28-29**

RD.	PLAYER	POS.	COLLEGE	SEL. #
1	David Verser	WR	Kansas	10
2	Cris Collinsworth	WR	Florida	37
3	John Simmons	CB	Southern Methodist	64
4	Guy Frazier	LB	Wyoming	93
5	Benjie Pryor	TE	Pittsburgh	120
6	Rex Robinson	PK	Georgia	146
7	Jeff Schuh	LB	Minnesota	176
8	Bobby Kemp	S	Cal State-Fullerton	202
9a	Jim Hannula	OL	Northern Illinois	229
9b	Samoa Samoa	RB	Washington State	230
<i>(acquired from San Francisco in trade on 3-19-80)</i>				
10	Hubert Simpson	RB	Tennessee	258
11	Robert Jackson	S	Central Michigan	285
12	Mark O'Connell	QB/K	Ball State	312

**1982 NFL DRAFT APRIL 27-28**

RD.	PLAYER	POS.	COLLEGE	SEL. #
1	Glen Collins	DE	Mississippi State	26
2	Emanuel Weaver	NT	South Carolina	54
3	Rodney Holman	TE	Tulane	82
4	Rodney Tate	RB	Texas	110
5	Paul Sorensen	DB	Washington State	138
6	Arthur King	NT	Grambling	166
7	Ben Needham	LB	Michigan	194
8	Kari Yli-Renko	T	Cincinnati	222
9	James Bennett	WR	Northwestern State (La.)	250
10	Larry Hogue	CB	Utah State	278
11	Russell Davis	RB	Idaho	305
12	Dan Feraday	QB	Toronto	333

**1983 NFL DRAFT APRIL 26-27**

RD.	PLAYER	POS.	COLLEGE	SEL. #
1	Dave Rimington	C	Nebraska	25
2	Ray Horton	CB	Washington	53
3	Jimmy Turner	CB	UCLA	81
4	Steve Maidlow	LB	Michigan State	109
5	Jeff Christensen	QB	Eastern Illinois	137
6a	Kiki DeAyala	LB	Texas	152
<i>(acquired from New Orleans in trade on 8-20-82)</i>				
6b	Larry Kinnebrew	RB	Tennessee State	165
7	James Griffin	S	Middle Tennessee State	193
8	Mike Martin	WR	Illinois	221
9	Stanley Wilson	RB	Oklahoma	248
10	Tim Krumrie	NT	Wisconsin	276
11	Gary Williams	WR	Ohio State	304
12	Andre Young	LB	Bowling Green	332

**1984 NFL DRAFT MAY 1-2**

RD.	PLAYER	POS.	COLLEGE	SEL. #
<i>(acquired from Tampa Bay in trade on 6-2-83)</i>				
<i>then sent to New England in trade on 4-4-84)</i>				
1a	Ricky Hunley	LB	Arizona	7
1b	Pete Koch	DE	Maryland	16
<i>(acquired from New England in trade on 4-4-84)</i>				
1c	Brian Blados	OL	North Carolina	28
<i>(acquired from New England in trade on 4-4-84)</i>				
2	Boomer Esiason	QB	Maryland	38
3	Stanford Jennings	RB	Furman	65
4	John Farley	RB	Cal State-Sacramento	92
5	Barney Bussey	DB	South Carolina State	119
6	Don Kem	TE	Arizona State	150
7	Leo Barker	LB	New Mexico State	177
8	Bruce Reimers	T	Iowa State	204
9	Bruce Kozerski	OL	Holy Cross	231
10a	Aaron Jackson	LB	North Carolina	262
10b	Brent Ziegler	RB	Syracuse	265
<i>(acquired from New England in trade on 4-4-84)</i>				
11	Steve McKeaver	RB	Central State (Okla.)	289
12	Steve Racquet	LB	Holy Cross	316

1-s Wayne Peace QB Florida \*  
 2-s Bill Johnson RB Arkansas State \*35  
 3-s Tom Kilkenny LB Temple \*65  
 \*NOTE: On June 5, the NFL held a supplemental draft for college seniors who had been eligible for the league's common draft a month earlier but had already signed a contract with a pro team in either

**1985 NFL DRAFT APRIL 30-MAY 1**

RD.	PLAYER	POS.	COLLEGE	SEL. #
1a	Eddie Brown	WR	Miami (Fla.)	13
1b	Emanuel King	LB	Alabama	25
<i>(acquired from Seattle in trade on 6-29-83)</i>				
2	Carl Zander	LB	Tennessee	43
3	Sean Thomas	CB	Texas Christian	70
4	Anthony Tuggle	CB	Nicholls State	97
5a	Tony Degrate	NT	Texas	127
5b	Lee Davis	CB	Mississippi	129
<i>(acquired from New England in trade on 4-4-84)</i>				
6a	Eric Stokes	T	Northeastern	148
<i>(acquired from Tampa Bay in trade on 6-24-84)</i>				
6b	Keith Lester	TE	Murray State	154
7a	Kim Locklin	RB	New Mexico State	172
<i>(acquired from Atlanta in trade on 8-23-84)</i>				
7b	Joe Walter	T	Texas Tech.	181
8	Dave Strobel	LB	Iowa	211
9	Keith Cruise	DE	Northwestern	238
10	Bernard King	LB	Syracuse	265
11	Harold Stanfield	TE	Mississippi College	*296
12	Louis Garza	T	New Mexico State	322

\*NOTE: The Bengals had the No. 295 overall choice in Round 11 but passed, allowing New England to move from No. 296 to 295.

**1986 NFL DRAFT APRIL 29-30**

RD.	PLAYER	POS.	COLLEGE	SEL. #
1a	Joe Kelly	LB	Washington	11
1b	Tim McGee	WR	Tennessee	21
<i>(acquired from Denver in trade on 10-9-84)</i>				
2	Lewis Billups	CB	North Alabama	38
3a	Jim Skow	DE	Nebraska	58
<i>(acquired from Atlanta in trade on 4-2-86)</i>				
3b	Mike Hammerstein	DE	Michigan	65
3c	David Fulcher	S	Arizona State	78
<i>(acquired from Denver in trade on 10-9-84)</i>				
4a	Eric Kattus	TE	Michigan	91
4b	Doug Gaynor	QB	Cal State-Long Beach	99
<i>(acquired from Seattle in trade on 10-15-85)</i>				
5	Leon White	LB	Brigham Young	123
6	Gary Hunt	CB	Memphis State	152
7	Pat Franklin	RB	Southwest Texas State	177
8	David Douglas	T	Tennessee	204
9	Cary Whittingham	LB	Brigham Young	230
10	Jeff Shaw	NT	Salem College	262
11a	Tim Stone	T	Kansas State	289
11b	Tom Flaherty	LB	Northwestern	294
<i>(acquired from Green Bay in trade on 9-4-85)</i>				
12	Steve Bradley	QB	Indiana	316

**1987 NFL DRAFT APRIL 28-29**

RD.	PLAYER	POS.	COLLEGE	SEL. #
1	Jason Buck	DE	Brigham Young	17
2	Eric Thomas	CB	Tulane	49
3a	Leonard Bell	FS	Indiana	76
3b	Skip McClendon	DE	Arizona State	77
<i>(acquired from Seattle in trade on 8-27-86)</i>				
4	Jim Riggs	TE	Clemson	103
5a	Marc Logan	RB	Kentucky	130
5b	Greg Horne	P/K	Arkansas	139
<i>(acquired from Denver in trade on 10-9-84)</i>				
6	Sonny Gordon	FS	Ohio State	157
7	Chris Thatcher	G/C	Lafayette	188
8	Solomon Wilcotts	CB	Colorado	215
9	Craig Raddatz	LB	Wisconsin	242
10	David McCluskey	RB	Georgia	269
11	Jim Warne	T	Arizona State	296
12	John Holifield	RB	West Virginia	328

**1988 NFL DRAFT APRIL 24-25**

RD.	PLAYER	POS.	COLLEGE	SEL. #
1	Rickey Dixon	CB	Oklahoma	5
2	Elbert "Ickey" Woods	RB	Nevada-Las Vegas	31
3	Kevin Walker	LB	Maryland	57
4	David Grant	NT	West Virginia	84
5	Herb Wester	T	Iowa	114
6	Paul Jetton	OL	Texas	141
7	Rich Romer	LB	Union (N.Y.)	168
8	Curtis Maxey	NT	Grambling	195
9	Brandy Wells	DB	Notre Dame	226
10	Ellis Dillahunt	DB	East Carolina	253
11	Paul Hickert	K	Murray State	280
12	Carl Parker	WR	Vanderbilt	307

**1989 NFL DRAFT APRIL 23-24**

RD.	PLAYER	POS.	COLLEGE	SEL. #
1	(sent to Atlanta in trade on 4-23-89)			27
2a	Eric Ball	RB	UCLA	35
<i>(acquired from Atlanta in trade on 4-23-89)</i>				
2b	Freddie Childress	G	Arkansas	55
3	Erik Wilhelm	QB	Oregon State	83
4a	Kerry Owens	LB	Arkansas	89
<i>(acquired from Atlanta in trade on 4-23-89)</i>				
4b	Rob Woods	T	Arizona	111
5	Natu Tuatagaloa	NT	California	138
6	Craig Taylor	RB	West Virginia	166
7	Kendal Smith	WR	Utah State	194
8	Chris Chenault	LB	Kentucky	222
9	Richard Stephens	T	Tulsa	250
10a	Cornell Holloway	CB	Pittsburgh	256
<i>(acquired from Atlanta in trade on 4-23-89)</i>				
10b	Bob Jean	QB	New Hampshire	278
11	Dana Wells	NT	Arizona	306
12	Scott Jones	T	Washington	334

**1990 NFL DRAFT APRIL 22-23**

RD.	PLAYER	POS.	COLLEGE	SEL. #
1	James Francis	LB	Baylor	12
2	Harold Green	RB	South Carolina	38
3	Bernard Clark	LB	Miami (Fla.)	65
4	Mike Brennan	T	Notre Dame	91
5	Lynn James	WR	Arizona State	122
6	Don Odegard	CB	Nevada-Las Vegas	150
7	Craig Ogletree	LB	Auburn	177
8	Doug Wellsandt	TE	Washington State	204
9	Mitchell Price	CB	Tulane	234
10	Eric Crigler	T	Murray State	261
11	Tim O'Connor	T	Virginia	288
12	Andre Riley	WR	Washington	314

**1991 NFL DRAFT APRIL 21-22**

RD.	PLAYER	POS.	COLLEGE	SEL. #
1	Alfred Williams	LB	Colorado	18
2	(sent to San Francisco in trade on 4-21-91)			45
2	Lamar Rogers	DE	Auburn	52
<i>(acquired from San Francisco in trade on 4-21-91)</i>				
3	Bob Dahl	DE	Notre Dame	72
4a	Donald Hollas	QB	Rice	99
4b	Rob Carpenter	WR	Syracuse	109
<i>(acquired from San Francisco in trade on 4-21-91)</i>				
5	Mike Arthur	C	Texas A&M	130
6	Richard Fain	CB	Florida	157
7	Fernandus Vinson	S	North Carolina State	184
8	Mike Dingle	RB	South Carolina	211
9	Shane Garrett	WR	Texas A&M	241
10	Jim Lavin	G/T	Georgia Tech	263
11	Chris Smith	TE	Brigham Young	295
12	Antoine Bennett	CB	Florida A&M	322

**1992 NFL DRAFT APRIL 26-27**

RD.	PLAYER	POS.	COLLEGE	SEL. #
1	(sent to Washington in trade on 4-26-92)			4
1a	David Klingler	QB	Houston	*6
<i>(acquired from Washington in trade on 4-26-92)</i>				
1b	Darryl Williams	S	Miami (Fla.)	*28
<i>(acquired from Washington in trade on 4-26-92)</i>				
2	Carl Pickens	WR	Tennessee	31
3	(sent to Washington in trade on 4-26-92)			58
3	Leonard Wheeler	CB	Troy State	84
<i>(acquired from Washington in trade on 4-26-92)</i>				
4	Ricardo McDonald	LB	Pittsburgh	88
5	Craig Thompson	TE	North Carolina A&T	115
6	Chris Burns	DE	Middle Tennessee State	142
7	Lance Olberding	T	Iowa	172
8	Roosevelt Nix	DE	Central State (Ohio)	199
9	Ostell Miles	RB	Houston	226
10	Horace Smith	CB	Oregon Tech.	256
11	John Earle	OL	Western Illinois	283
12	Eric Shaw	LB	Louisiana Tech.	310

**1993 NFL DRAFT APRIL 25-26**

RD.	PLAYER	POS.	COLLEGE	SEL. #
1	John Copeland	DE	Alabama	5
2	Tony McGee	TE	Michigan	37
3a	Steve Tovar	LB	Ohio State	59
<i>(acquired from N.Y. Jets in trade on 3-17-93)</i>				
3b	Ty Parten	DT	Arizona	63
4	Marcello Simmons	CB	Southern Methodist	90
5	Forey Duckett	CB	Nevada-Reno	117
6	Tom Scott	T	East Carolina	148
7	Lance Gunn	S	Texas	175
8	Doug Pelfrey	K	Kentucky	202

**1994 NFL DRAFT APRIL 24-25**

RD.	PLAYER	POS.	COLLEGE	SEL. #
1	Dan Wilkinson	DT	Ohio State	1
2	Darnay Scott	WR	San Diego State	30
3a	Jeff Cothran	FB	Ohio State	66
3b	Steve Shine	LB	Northwestern	*86
4	Corey Sawyer	CB	Florida State	104
5	Trent Pollard	T	Eastern Washington	132
6a	Kimo von Oelhoffen	DT	Boise State	162
6b	Jerry Reynolds	T	Nevada-Las Vegas	184
<i>(acquired from L.A. Raiders in trade on 7-16-93)</i>				
7	Ramondo Stallings	DE	San Diego State	195

\*NOTE: The Bengals received one compensatory pick (No. 86).

**1995 NFL DRAFT APRIL 22-23**

RD.	PLAYER	POS.	COLLEGE	SEL. #
1	Ki-Jana Carter	RB	Penn State	1
<i>(acquired from Carolina in trade on 4-22-95)</i>				
1	(sent to Carolina in trade on 4-22-95)			5
2	(sent to Carolina in trade on 4-22-95)			36
3	Melvin Tuten	T	Syracuse	69
4	Sam Shade	S	Alabama	102
5	David Dunn	WR	Fresno State	139
6	Ryan Grigson	T	Purdue	175
7	John Walsh	QB	Brigham Young	213

**1996 NFL DRAFT APRIL 20-21**

RD.	PLAYER	POS.	COLLEGE	SEL. #
1	Willie Anderson	T	Auburn	10
2	Marco Battaglia	TE	Rutgers	39
3	Ken Blackman	G/T	Illinois	69
4	Jevon Langford	DE	Oklahoma State	108
5	Greg Myers	S	Colorado State	144
6	Tom Tumulty	LB	Pittsburgh	178
7	Rod Jones	G/T	Kansas	219

**1997 NFL DRAFT APRIL 19-20**

RD.	PLAYER	POS.	COLLEGE	SEL. #
1	Reinard Wilson	LB	Florida State	14
2	Corey Dillon	RB	Washington	43
3	Rod Payne	C	Michigan	76
4	Tremain Mack	S	Miami (Fla.)	111
5	Andre Purvis	NT	North Carolina	144
6	Canute Curtis	LB	West Virginia	176
7	William Carr	NT	Michigan	217

**1998 NFL DRAFT APRIL 18-19**

RD.	PLAYER	POS.	COLLEGE	SEL. #
1a	Takeo Spikes	LB	Auburn	13
1b	Brian Simmons	LB	North Carolina	17
<i>(acquired from Washington in trade on 2-26-98)</i>				
2	Artrell Hawkins	CB	Cincinnati	43
3a	Steve Foley	LB	Northeast Louisiana	75
3b	Mike Goff	G	Iowa	78
<i>(acquired from Washington in trade on 2-26-98)</i>				
4	Glen Steele	DL	Michigan	105
5	(sent to Indianapolis in trade on 3-26-98)			135
6	Jason Tucker	WR	Texas Christian	167
7a	Marcus Parker	FB	Virginia Tech	202
7b	Damian Vaughn	TE	Miami (Ohio)	*222

\*NOTE: The Bengals received one compensatory pick (No. 222).

**1999 NFL DRAFT APRIL 17-18**

RD.	PLAYER	POS.	COLLEGE	SEL. #
1	Akili Smith	QB	Oregon	3
2	Charles Fisher	CB	West Virginia	33
3	Cory Hall	S	Fresno State	65
4	Craig Yeast	WR	Kentucky	98
5	Nick Luchey	FB	Miami (Fla.)	135
6	Kelly Gregg	NT	Oklahoma	173
7a	Tony Coats	G	Washington	209
7b	Scott Covington	QB	Miami (Fla.)	*245
7c	Donald Broomfield	DE	Clemson	*249

\*NOTE: The Bengals received two compensatory picks (Nos. 245 and 249).

**2000 NFL DRAFT APRIL 15-16**

RD.	PLAYER	POS.	COLLEGE	SEL. #
1	Peter Warrick	WR	Florida State	4
2	Mark Roman	CB	Louisiana State	34
3	Ron Dugans	WR	Florida State	66
4	Curtis Keaton	HB	James Madison	97
5	Robert Bean	CB	Mississippi State	133
6	Neil Rackers	K	Illinois	169
7	Brad St. Louis	TE-LS	Southwest Missouri State	210

**2001 NFL DRAFT APRIL 21-22**

RD.	PLAYER	POS.	COLLEGE	SEL. #
1	Justin Smith	DE	Missouri	4
2	Chad Johnson	WR	Oregon State	36
3	Sean Brewer	TE	San Jose State	66
4	Rudi Johnson	HB	Auburn	100
5	Victor Leyva	G	Arizona State	135
6	Riall Johnson	LB	Stanford	168
7	T.J. Houshmandzadeh	WR	Oregon State	204

**2002 NFL DRAFT APRIL 20-21**

RD.	PLAYER .....	POS.	COLLEGE .....	SEL. #
1	Levi Jones .....	OT	Arizona State .....	10
2	Lamont Thompson .....	FS	Washington State .....	41
3	Matt Schobel .....	TE	Texas Christian .....	67
(acquired from Carolina in trade on 4-20-02)				
3	(sent to Carolina in trade on 4-20-02) .....			73
4	Travis Dorsch .....	K/P	Purdue .....	109
5	(sent to Carolina in trade on 4-20-02) .....			145
6	Marquand Manuel .....	FS	Florida .....	181
	Joev Evans .....	DE	North Carolina .....	219



**2003 NFL DRAFT APRIL 26-27**

RD.	PLAYER	POS.	COLLEGE	SEL. #
1	Carson Palmer	QB	Southern California	1
2	Eric Steinbach	G	Iowa	33
3	Kelley Washington	WR	Tennessee	65
4a	Dennis Weathersby	CB	Oregon State	98
4b	Jeremi Johnson	FB	Western Kentucky	118
<i>(acquired from New Orleans in trade on 8-31-02)</i>				
5	Khalid Abdullah	OLB	Mars Hill	136
6	Langston Moore	DT	South Carolina	174
7a	Scott Kooistra	OT	North Carolina State	215
7b	Elton Patterson	DE	Central Florida	*259

\*NOTE: The Bengals received one compensatory pick (No. 259).

**2004 NFL DRAFT APRIL 24-25**

RD.	PLAYER	POS.	COLLEGE	SEL. #
1	(sent to Denver in trade on 4-9-20)			17
1	(acquired from Denver in trade on 4-9-04, then sent to St. Louis in trade on 4-24-04)			24
1	Chris Perry	HB	Michigan	26
<i>(acquired from St. Louis in trade on 4-24-04)</i>				
2a	Keiwan Ratliff	CB	Florida	49
2b	Madieu Williams	FS	Maryland	56
<i>(acquired from New England in trade on 4-19-04)</i>				
3a	Caleb Miller	MLB	Arkansas	80
3b	Landon Johnson	OLB	Purdue	*96
4a	Matthias Askew	DT	Michigan State	114
4b	Robert Geathers	DE	Georgia	117
<i>(acquired from Denver in trade on 4-9-04)</i>				
4c	Stacy Andrews	OT	Mississippi	123
<i>(acquired from St. Louis in trade on 4-24-04)</i>				
5	Maurice Mann	WR	Nevada	149
6	Greg Brooks	CB	Southern Mississippi	183
7	Casey Bramlet	QB	Wyoming	218

\*NOTE: The Bengals received one compensatory pick (No. 96).

**2005 NFL DRAFT APRIL 23-24**

RD.	PLAYER	POS.	COLLEGE	SEL. #
1	David Pollack	LB	Georgia	17
2	Odell Thurman	LB	Georgia	48
3	Chris Henry	WR	West Virginia	83
4	Eric Ghiaciuc	C	Central Michigan	119
5	Adam Kieft	OT	Central Michigan	153
6	Tab Perry	WR	UCLA	190
7	Jonathan Fanene	DE	Utah	233

**2006 NFL DRAFT APRIL 29-30**

RD.	PLAYER	POS.	COLLEGE	SEL. #
1	Johnathan Joseph	CB	South Carolina	24
2	Andrew Whitworth	OL	Louisiana State	55
3	Frostee Rucker	DE	Southern California	91
4	Domata Peko	DT	Michigan State	123
5	A.J. Nicholson	LB	Florida State	157
6	Reggie McNeal	WR	Texas A&M	193
7a	Ethan Kilmer	S	Penn State	*209
7b	Bennie Brazell	WR	Louisiana State	231
3-s	Ahmad Brooks	LB	Virginia	*

\*NOTE: The Bengals received the No. 209 overall pick from Houston as compensation for the Texans signing restricted free agent WR Kevin Walter (Bengals did not exercise right of first refusal for Texans offer sheet signed on 3-18-06). The Bengals selected LB Ahmad Brooks in the third round of the 2006 NFL Supplemental Draft, thus surrendering their '07 third-round pick in the common draft.

**2007 NFL DRAFT APRIL 28-29**

RD.	PLAYER	POS.	COLLEGE	SEL. #
1	Leon Hall	CB	Michigan	18
2	Kenny Irons	HB	Auburn	49
3	(exercised this selection in the 2006 supplemental draft)			
4	Marvin White	S	Texas Christian	114
5	Jeff Rowe	QB	Nevada	151
6	Matt Toeaina	DT	Oregon	187
7a	Dan Santucci	C	Notre Dame	230
7b	Chinedum Ndukwe	S	Notre Dame	*253

\*NOTE: The Bengals received one compensatory pick (No. 253).

**2008 NFL DRAFT APRIL 26-27**

RD.	PLAYER	POS.	COLLEGE	SEL. #
1	Keith Rivers	LB	Southern California	9
2	Jerome Simpson	WR	Coastal Carolina	46
3a	Pat Sims	DT	Auburn	77
3b	Andre Caldwell	WR	Florida	*97
4	Anthony Collins	OT	Kansas	112
5	Jason Shirley	DT	Fresno State	145
6a	Corey Lynch	S	Appalachian State	177
6b	Matt Sherry	TE	Villanova	*207
7	(sent to St. Louis in trade on 9-1-07)			217
7a	Angelo Craig	DE	Cincinnati	*244
7b	Mario Urrutia	WR	Louisville	*246

\*NOTE: The Bengals received four compensatory picks (Nos. 97, 207, 244 and 246).

**2009 NFL DRAFT APRIL 25-26**

RD.	PLAYER	POS.	COLLEGE	SEL. #
1	Andre Smith	OT	Alabama	6
2	Rey Maualuga	LB	Southern California	38
3a	Michael Johnson	DE	Georgia Tech	70
3b	Chase Coffman	TE	Missouri	*98
4	Jonathan Luigs	C	Arkansas	106
5	Kevin Huber	P	Cincinnati	142
6a	Morgan Trent	CB	Michigan	179
6b	Bernard Scott	HB	Abilene Christian	*209
7a	Fui Vakapuna	FB	Brigham Young	215
7b	Clinton McDonald	DT	Memphis	*249
7c	Freddie Brown	WR	Utah	*252

\*NOTE: The Bengals received four compensatory picks (Nos. 98, 209, 249 and 252).

**2010 NFL DRAFT APRIL 22-24**

RD.	PLAYER	POS.	COLLEGE	SEL. #
1	Jermaine Gresham	TE	Oklahoma	21
2	Carlos Dunlap	DE	Florida	54
3a	Jordan Shipley	WR	Texas	86
3b	Brandon Ghee	CB	Wake Forest	*94
4a	Geno Atkins	DT	Georgia	120
4b	Rodrick Muckelroy	LB	Texas	*131
5	Otis Hudson	G	Eastern Illinois	152
6	Dezmon Briscoe	WR	Kansas	191
7	Reggie Stephens	C	Iowa State	228

\*NOTE: The Bengals received two compensatory picks (Nos. 96 and 131).

**2011 NFL DRAFT APRIL 28-30**

RD.	PLAYER	POS.	COLLEGE	SEL. #
1	A.J. Green	WR	Georgia	4
2	Andy Dalton	QB	Texas Christian	35
3	Dontay Moch	LB	Nevada	66
4	Clint Boling	G	Georgia	101
5	Robert Sands	S	West Virginia	134
6	Ryan Whalen	WR	Stanford	167
7a	Korey Lindsey	CB	Southern Illinois	207
7b	Jay Finley	HB	Baylor	*246

\*NOTE: The Bengals received one compensatory pick (No. 246).

**2012 NFL DRAFT APRIL 26-28**

RD.	PLAYER	POS.	COLLEGE	SEL. #
1a	Dre Kirkpatrick	CB	Alabama	17
<i>(acquired from Oakland in trade on 10-18-11)</i>				
1	(sent to New England in trade on 4-26-12)			21
1b	Kevin Zeitler	G	Wisconsin	27
<i>(acquired from New England in trade on 4-26-12)</i>				
2	Devon Still	DT	Penn State	53
3a	Mohamed Sanu	WR	Rutgers	83
3b	Brandon Thompson	DT	Clemson	93
<i>(acquired from New England in trade on 4-26-12)</i>				
4	Orson Charles	TE	Georgia	116
5a	Shaun Prater	CB	Iowa	156
5b	Marvin Jones	WR	California	166
<i>(acquired from New England in trade on 7-29-11)</i>				
5c	George Iloka	S	Boise State	167
<i>(acquired from N.Y. Giants in trade on 4-12-12)</i>				
6	Dan Herron	HB	Ohio State	191
7	(sent to Jacksonville in trade on 9-4-10)			228

**2013 NFL DRAFT APRIL 25-27**

RD.	PLAYER	POS.	COLLEGE	SEL. #
1	Tyler Eifert	TE	Notre Dame	21
2a	Giovani Bernard	HB	North Carolina	*37
<i>(acquired from Oakland in trade on 10-18-11)</i>				
2b	Margus Hunt	DE	Southern Methodist	53
3	Shawn Williams	S	Georgia	84
4	Sean Porter	LB	Texas A&M	118
5	Tanner Hawkinson	G	Kansas	156
6a	Rex Burkhead	HB	Nebraska	190
6b	Cobi Hamilton	WR	Arkansas	197
<i>(acquired from New England in trade on 7-29-11)</i>				
7	(sent to San Francisco in trade on 8-23-11)			227
7a	Reid Fragel	OT	Ohio State	*240
7b	T.J. Johnson	C	South Carolina	*251

\*NOTE: The Bengals received two compensatory picks (Nos. 240 and 251).

**2014 NFL DRAFT MAY 8-10**

RD.	PLAYER	POS.	COLLEGE	SEL. #
1	Darqueze Dennard	CB	Michigan State	24
2	Jeremy Hill	HB	Louisiana State	55
3	Will Clarke	DE	West Virginia	88
4	Russell Bodine	C	North Carolina	111
<i>(acquired from Seattle in trade on 5-10-14)</i>				
4	(sent to Seattle in trade on 5-10-14)			123
5	A.J. McCarron	QB	Alabama	164
6	(sent to Seattle in trade on 5-10-14)			199
6	Marquis Flowers	LB	Arizona	*212
7a	James Wright	WR	Louisiana State	239
7b	Lavelle Westbrook	CB	Georgia Southern	*252

\*NOTE: The Bengals received two compensatory picks (Nos. 212 and 252).

**2015 NFL DRAFT APRIL 30-MAY 2**

RD.	PLAYER	POS.	COLLEGE	SEL. #
1	Cedric Ogbuehi	OT	Texas A&M	21
2	Jake Fisher	OT	Oregon	53
3a	Tyler Kroft	TE	Rutgers	85
3b	P.J. Dawson	LB	Texas Christian	*99
4a	Josh Shaw	CB	Southern California	120
4b	Marcus Hardison	DT	Arizona State	*135
5	C.J. Uzomah	TE	Auburn	157
6	Derron Smith	S	Fresno State	197
7	Mario Alford	WR	West Virginia	238

\*NOTE: The Bengals received two compensatory picks (Nos. 99 and 135).

**2016 NFL DRAFT APRIL 28-30**

RD.	PLAYER	POS.	COLLEGE	SEL. #
1	William Jackson III	CB	Houston	24
2	Tyler Boyd	WR	Pittsburgh	55
3	Nick Vigil	LB	Utah State	87
4	Andrew Billings	DT	Baylor	122
5	Christian Westernman	G	Arizona State	161
6	Cody Core	WR	Mississippi	199
7	Clayton Fejedelem	S	Illinois	245

**2017 NFL DRAFT APRIL 27-29**

RD.	PLAYER	POS.	COLLEGE	SEL. #
1	John Ross III	WR	Washington	9
2	(sent to Minnesota in trade on 4-28-17)			41
2	Joe Mixon	RB	Oklahoma	48
<i>(acquired from Minnesota in trade on 4-28-17)</i>				
3	Jordan Willis	DE	Kansas State	73
4a	Carl Lawson	LB	Auburn	116
4b	Josh Malone	WR	Tennessee	128
<i>(acquired from Minnesota in trade on 4-28-17)</i>				
4c	Ryan Glasgow	DT	Michigan	*138
5a	Jake Elliott	K	Memphis	153
5b	J.J. Dielman	C	Utah	*176
6a	Jordan Evans	LB	Oklahoma	193
6b	Brandon Wilson	S	Houston	207
<i>(acquired from Tennessee in trade on 4-29-17)</i>				
6	(sent to Tennessee in trade on 4-29-17)			*217
7	(sent to Tennessee in trade on 4-29-17)			227
7	Mason Schreck	TE	Buffalo	*251

\*NOTE: The Bengals received four compensatory picks (Nos. 138, 176, 217 and 251).

**2018 NFL DRAFT APRIL 26-28**

RD.	PLAYER	POS.	COLLEGE	SEL. #
1	(sent to Buffalo in trade on 3-14-18)			12
1	Billy Price	C	Ohio State	21
<i>(acquired from Buffalo in trade on 3-14-18)</i>				
2	(sent to Kansas City in trade on 4-27-18)			46
2	Jessie Bates III	S	Wake Forest	54
<i>(acquired from Kansas City in trade on 4-27-18)</i>				
3a	Sam Hubbard	DE	Ohio State	77
3b	Malik Jefferson	LB	Texas	78
<i>(acquired from Kansas City in trade on 4-27-18)</i>				
3	(sent to Kansas City in trade on 4-27-18)			*100
4	Mark Walton	RB	Miami	112
5a	Davontae Harris	CB	Illinois State	151
5b	Andrew Brown	DT	Virginia	158
<i>(acquired from Buffalo in trade on 3-14-18)</i>				
5c	Darius Phillips	CB	Western Michigan	*170
6	(sent to Buffalo in trade on 3-14-18)			187
7	(sent to Jacksonville in trade on 4-11-17)			230
7a	Logan Woodside	QB	Toledo	249
<i>(acquired from New England in trade on 8-29-17)</i>				
7b	Rod Taylor	G/OT	Mississippi	*252
7c	Auden Tate	WR	Florida State	*253

\*NOTE: The Bengals received four compensatory picks (Nos. 100, 170, 252 and 253).

**2019 NFL DRAFT APRIL 25-27**

RD.	PLAYER	POS.	COLLEGE	SEL. #
1	Jonah Williams	OT	Alabama	11
2	(sent to Denver in trade on 4-26-19)			42
2	Drew Sample	TE	Washington	52
<i>(acquired from Denver in trade on 4-26-19)</i>				
3	Germaine Pratt	LB	North Carolina State	72
4a	Ryan Finley	QB	North Carolina State	104
<i>(acquired from San Francisco in trade on 4-27-19)</i>				
4	(sent to San Francisco in trade on 4-27-19)			110
4b	Renell Wren	DT	Arizona State	125
<i>(acquired from Denver in trade on 4-26-19)</i>				
4c	Michael Jordan	G/C	Ohio State	136
<i>(acquired from Dallas in trade on 4-27-19)</i>				
5	(sent to Dallas in trade on 4-27-19)			149
6a	Trayveon Williams	RB	Texas A&M	182
<i>(acquired from Denver in trade on 4-26-19)</i>				
6	(sent to San Francisco in trade on 4-27-19)			183
6	(acquired from Dallas in trade on 9-2-17; then later sent to San Francisco in trade on 4-27-19)			198
6b	Deshaun Davis	LB	Auburn	*210
6c	Rodney Anderson	RB	Oklahoma	*211
6	(sent to Dallas in trade on 4-27-19)			*213
7	Jordan Brown	CB	South Dakota State	2

NONE: 2.





# 1969 STATISTICS

RECORD: 4-9-1

HEAD COACH: PAUL BROWN

DATE	W-L	SCORE	OPPONENT	ATTENDANCE
9-14-69	W	27-21	MIAMI	25,335
9-21-69	W	34-20	SAN DIEGO	26,243
9-28-69	W	24-19	KANSAS CITY	27,812
10-4-69	L	14-21	at San Diego	52,748
10-12-69	L	7-21	N.Y. JETS	27,927
10-19-69	L	23-30	DENVER	27,920
10-26-69	L	22-42	at Kansas City	50,934
11-2-69	W	31-17	OAKLAND	27,927
11-9-69	T	31-31	at Houston	45,298
11-16-69	L	14-25	BOSTON	25,913
11-23-69	L	7-40	at N.Y. Jets	62,128
11-30-69	L	13-16	at Buffalo	35,122
12-7-69	L	17-37	at Oakland	54,427
12-14-69	L	16-27	at Denver	42,198

TEAM STATISTICS	BENGALS	OPPONENTS
TOTAL FIRST DOWNS	172	278
Rushing	66	135
Passing	95	130
Penalty	11	13
3rd Down: Made-Att.	—	—
3rd Down Pct.	—	—
4th Down: Made-Att.	—	—
4th Down Pct.	—	—
POSSESSION AVG.	(*NA)	(*NA)
TOTAL NET YARDS	3868	5337
Avg. Per Game	276.3	381.2
Total Plays	728	935
Avg. Per Play	5.3	5.7
NET YARDS RUSHING	1523	2651
Avg. Per Game	108.8	189.4
Total Rushes	363	523
NET YARDS PASSING	2345	2686
Avg. Per Game	167.5	191.9
Sacked-Yards Lost	57-375	16-180
Gross Yards	2720	2866
Att.-Completions	308-163	396-205
Completion Pct.	52.9	51.8
Had Intercepted	15	21
PUNTS-AVG.	85-38.8	55-41.4
Net Punting Avg.	—	—
PENALTIES-YARDS	50-556	72-824
FUMBLES-BALLS LOST	30-25	19-16
TOUCHDOWNS	33	42
Rushing	10	13
Passing	22	24
Returns	1	5

SCORE BY PERIODS	1	2	3	4	OT	PTS
BENGALS	48	92	72	68	(**NA)	280
OPPONENTS	78	130	68	91	(**NA)	367

SCORING	TD	TD-R	TD-P	TD-Rt	K-PAT	FG	S	PTS
Horst Muhlmann	0	0	0	0	32-33	16-24	0	80
Bob Trumphy	9	0	9	0	—	—	0	54
Eric Crabtree	7	0	7	0	—	—	0	42
Paul Robinson	4	4	0	0	—	—	0	24
Speedy Thomas	4	1	3	0	—	—	0	24
Jess Phillips	3	3	0	0	—	—	0	18
Chip Myers	2	0	2	0	—	—	0	12
Greg Cook	1	1	0	0	—	—	0	6
Bruce Coslet	1	0	1	0	—	—	0	6
Harry Gunner	1	0	0	1	—	—	0	6
Sam Wyche	1	1	0	0	—	—	0	6
(team)	—	—	—	—	—	—	1	2
BENGALS	33	10	22	1	32-33	16-24	1	280
OPPONENTS	42	13	24	5	41-42	24-46	1	367

Two-point conversions: None. BENGALS 0-0, OPPONENTS 0-0.

RUSHING	ATT	YDS	AVG	LG	TD
Jess Phillips	118	578	4.9	83	3
Paul Robinson	160	489	3.1	24	4
Greg Cook	25	148	5.9	30	1
Sam Wyche	12	107	8.9	22	1
Clem Turner	23	105	4.6	34	0
Essex Johnson	15	54	3.6	13	0
Dale Livingston	1	18	18.0	18	0
Speedy Thomas	4	16	4.0	16t	1
Ron Lamb	5	8	1.6	7	0
BENGALS	363	1523	4.2	83	10
OPPONENTS	523	2651	5.1	80t	13

RECEIVING	REC	YDS	AVG	LG	TD
Eric Crabtree	40	855	21.4	73t	7
Bob Trumphy	37	835	22.6	80t	9
Speedy Thomas	33	481	14.6	62	3
Paul Robinson	20	104	5.2	25	0
Jess Phillips	13	128	9.8	31	0
Chip Myers	10	205	20.5	50	2
Clem Turner	5	14	2.8	8	0
Ken Riley	2	15	7.5	17	0
Tommie Smith	1	41	41.0	41	0
Bruce Coslet	1	39	39.0	39t	1
Essex Johnson	1	3	3.0	3	0
BENGALS	163	2720	16.7	80t	22
OPPONENTS	205	2866	14.0	71	24

INTERCEPTIONS	NO	YDS	AVG	LG	TD
Fletcher Smith	4	67	16.8	29	0
Bobby Hunt	4	66	16.5	27	0
Ken Riley	4	66	16.5	66	0
Bill Peterson	4	23	5.8	17	0
Bill Bergey	2	62	31.0	58	0
Harry Gunner	1	70	70.0	70t	1
Al Beauchamp	1	8	8.0	8	0
John Guillory	1	0	0.0	0	0
BENGALS	21	362	17.2	70t	1
OPPONENTS	15	239	16.0	53	0

PUNTING	NO	YDS	AVG	NET	TB	IN-20	LG	BLK.
Dale Livingston	70	2769	39.6	—	5	—	55	1
Terry Swanson	12	459	38.3	—	1	—	55	0
Horst Muhlmann	2	38	19.0	—	0	—	38	1
Ron Lamb	1	29	29.0	—	0	—	29	0
BENGALS	85	3295	38.8	—	6	—	55	2
OPPONENTS	55	2275	41.4	—	—	—	57	—

PUNT RETURNS	NO	FC	YDS	AVG	LG	TD
Essex Johnson	17	6	85	5.0	17	0
Speedy Thomas	4	3	15	3.8	12	0
Al Coleman	1	0	0	0.0	0	0
John Guillory	1	0	0	0.0	0	0
Charlie King	0	0	*35	—	35	0
Jack Gehrke	0	1	0	—	0	0
BENGALS	23	10	135	5.9	35	0
OPPONENTS	39	—	297	7.6	—	0

KICKOFF RETURNS	NO	YDS	AVG	LG	TD
Essex Johnson	16	362	22.6	51	0
Ken Riley	14	334	23.9	40	0
John Guillory	8	170	21.3	28	0
Paul Robinson	5	168	33.6	74	0
Ron Lamb	5	64	12.8	19	0
Jess Phillips	3	52	17.3	29	0
Clem Turner	3	15	5.0	13	0
Harry Gunner	1	0	0.0	0	0
BENGALS	55	1165	21.2	74	0
OPPONENTS	39	1065	27.3	105t	1

FIELD GOALS	1-19	20-29	30-39	40-49	50+
Horst Muhlmann	6-6	5-5	3-4	1-3	1-6
BENGALS	6-6	5-5	3-4	1-3	1-6

Horst Muhlmann: (21G, 21G), (17G, 59B, 50N, 23G), (38G), (50B), (51N, 47N), (10G), (35G, 27G), (16G, 37N), (18G), (55N), (—), (16G, 45N, 26G), (50G), (30G, 14G, 43G).

PASSING	ATT	CMP	YDS	CMP%	YDS/ATT	TD	TD%	INT	INT%	LG	SKD-YDS	RAT
Greg Cook	197	106	1854	53.8	9.41	15	7.6	11	5.6	78t	29-195	88.3
Sam Wyche	108	54	838	50.0	7.76	7	6.5	4	3.7	80t	28-180	82.3
Dale Livingston	2	2	15	100.0	7.50	0	0.0	0	0.0	17	0-0	97.9
Jack Gehrke	1	1	13	100.0	13.00	0	0.0	0	0.0	13	0-0	118.8
BENGALS	308	163	2720	52.9	8.83	22	7.1	15	4.9	80t	57-375	86.5
OPPONENTS	396	205	2866	51.8	7.24	24	6.1	21	5.3	71	16-180	73.5

## USUAL STARTERS

OFFENSE		DEFENSE	
WR	Eric Crabtree	LDE	Royce Berry
LOT	Ernie Wright	LDT	Andy Rice
LG	Ernie Park	RDT	Bill Staley
C	Bob Johnson	RDE	Steve Chomyszak
RG	Pat Matson,	LLB	Al Beauchamp
	Guy Dennis	MLB	Bill Bergey
ROT	Howard Fest	RLB	Bill Peterson
TE	Bob Trumphy	LCB	Fletcher Smith
WR	Speedy Thomas	RCB	Ken Riley
QB	Greg Cook	LS	Al Coleman
RB	Paul Robinson	RS	Bobby Hunt
RB	Jess Phillips		

DEFENSE	ST	AT	TT	SKS-YDS	INT-YDS	PD	FF	FR-YDS
(NA**)	—	—	—	—	—	—	—	—

\* NOTE: Time of possession was not recorded until 1977.

\*\* NOTE: Overtime was not employed for regular-season games in the AFL.

\*\*\* NOTE: Regular-season defensive statistics were not kept regularly until 1976.

# 1970 STATISTICS

RECORD: 8-6-0

## HEAD COACH: PAUL BROWN

(BENGALS WON AFC CENTRAL DIVISION; SEE POSTSEASON PORTION OF TEAM HISTORY SECTION FOR POSTSEASON STATS)

DATE	W-L	SCORE	OPPONENT	ATTENDANCE
9-20-70	W	31-21	OAKLAND	56,616
9-27-70	L	3-38	at Detroit	58,202
10-4-70	L	13-20	HOUSTON	55,094
10-11-70	L	27-30	at Cleveland	83,520
10-18-70	L	19-27	KANSAS CITY	57,265
10-25-70	L	0-20	at Washington	50,415
11-2-70	L	10-21	at Pittsburgh	38,968
11-8-70	W	43-14	at Buffalo	43,587
11-15-70	W	14-10	CLEVELAND	60,007
11-22-70	W	34-7	PITTSBURGH	59,276
11-29-70	W	26-6	NEW ORLEANS	59,342
12-6-70	W	17-14	at San Diego	41,461
12-13-70	W	30-20	at Houston	34,435
12-20-70	W	45-7	BOSTON	60,157

TEAM STATISTICS	BENGALS	OPPONENTS
TOTAL FIRST DOWNS	210	236
Rushing	100	87
Passing	97	131
Penalty	13	18
3rd Down: Made-Att.	—	—
3rd Down Pct.	—	—
4th Down: Made-Att.	—	—
4th Down Pct.	—	—
POSSESSION AVG.	(*NA)	(*NA)
TOTAL NET YARDS	3927	4178
Avg. Per Game	280.5	298.4
Total Plays	831	874
Avg. Per Play	4.7	4.8
NET YARDS RUSHING	2057	1543
Avg. Per Game	146.9	110.2
Total Rushes	461	418
NET YARDS PASSING	1870	2635
Avg. Per Game	133.6	188.2
Sacked-Yards Lost	31-227	28-250
Gross Yards	2097	2885
Att.-Completions	339-172	428-209
Completion Pct.	50.7	48.8
Had Intercepted	11	23
PUNTS-AVG.	79-46.2	80-43.8
Net Punting Avg.	—	—
PENALTY-TIES-YARDS	71-831	81-784
FUMBLES-BALLS LOST	22-12	28-16
TOUCHDOWNS	34	31
Rushing	16	11
Passing	12	18
Returns	6	2

SCORE BY PERIODS	1	2	3	4	OT	PTS
BENGALS	56	111	85	60	(**NA)	312
OPPONENTS	49	82	52	72	(**NA)	255

SCORING	TD	TD-R	TD-P	TD-Rt	PAT	FG	S	PTS
Horst Muhlmann	0	0	0	0	33-33	25-37	0	108
Paul Robinson	7	6	1	0	—	—	0	42
Jess Phillips	5	4	1	0	—	—	0	30
Essex Johnson	4	2	2	0	—	—	0	24
Lemar Parrish	3	0	0	3	—	—	0	18
Royce Berry	2	0	0	2	—	—	0	12
Virgil Carter	2	2	0	0	—	—	0	12
Eric Crabtree	2	0	2	0	—	—	0	12
Speedy Thomas	2	0	2	0	—	—	0	12
Bob Trumpy	2	0	2	0	—	—	0	12
Sam Wyche	2	2	0	0	—	—	0	12
Al Beauchamp	1	0	0	1	—	—	0	6
Bruce Coslet	1	0	1	0	—	—	0	6
Chip Myers	1	0	1	0	—	—	0	6
BENGALS	34	16	12	6	33-34	25-37	0	312
OPPONENTS	31	11	18	2	31-31	12-24	1	255

Two-point conversions: (NA\*\*\*).

PASSING	ATT	CMP	YDS	CMP%	YDS/ATT	TD	TD%	INT	INT%	LG	SKD-YDS	RAT
Virgil Carter	278	143	1647	51.4	5.92	9	3.2	9	3.2	56t	21-154	66.9
Sam Wyche	57	26	411	45.6	7.21	3	5.3	2	3.5	51t	10-73	73.1
Dave Lewis	4	3	39	75.0	9.75	0	0.0	0	0.0	18	0-0	105.2
BENGALS	339	172	2097	50.7	6.19	12	3.5	11	3.2	56t	31-227	68.4
OPPONENTS	428	209	2885	48.8	6.74	18	4.2	23	5.4	87t	28-250	62.5

RUSHING	ATT	YDS	AVG	LG	TD
Jess Phillips	163	648	4.0	76t	4
Paul Robinson	149	622	4.2	26t	6
Essex Johnson	65	273	4.2	26	2
Virgil Carter	34	246	7.2	73	2
Sam Wyche	19	118	6.2	23	2
Doug Dressler	18	77	4.3	17	0
Ron Lamb	6	35	5.8	16	0
Eric Crabtree	3	23	7.7	16	0
Dave Lewis	2	8	4.0	7	0
Speedy Thomas	2	7	3.5	13	0
BENGALS	461	2057	4.5	76t	16
OPPONENTS	418	1543	3.7	36	11

RECEIVING	REC	YDS	AVG	LG	TD
Chip Myers	32	542	16.9	56t	1
Jess Phillips	31	124	4.0	17	1
Bob Trumpy	29	480	16.6	53t	2
Speedy Thomas	21	257	12.2	27	2
Eric Crabtree	19	231	12.2	29	2
Paul Robinson	17	175	10.3	27	1
Essex Johnson	15	190	12.7	51t	2
Bruce Coslet	8	98	12.3	24	1
BENGALS	172	2097	12.2	56t	12
OPPONENTS	209	2885	13.8	87t	18

INTERCEPTIONS	NO	YDS	AVG	LG	TD
Lemar Parrish	5	28	5.6	19	0
Ken Riley	4	17	4.3	14	0
Ken Dyer	3	45	15.0	22	0
Bill Bergey	3	35	11.7	26	0
Kenny Graham	3	31	10.3	31	0
Fletcher Smith	3	17	5.7	17	0
Ken Avery	1	5	5.0	5	0
Al Beauchamp	1	2	2.0	2	0
BENGALS	23	180	7.8	31	0
OPPONENTS	11	150	13.6	37	0

PUNTING	NO	YDS	AVG	NET	TB	IN-20	LG	BLK.
Dave Lewis	79	3651	46.2	—	9	—	63	0
BENGALS	79	3651	46.2	—	9	—	63	0
OPPONENTS	80	3505	43.8	—	—	—	61	—

PUNT RETURNS	NO	FC	YDS	AVG	LG	TD
Lemar Parrish	23	15	194	8.4	79t	1
Essex Johnson	7	1	72	10.3	36	0
Speedy Thomas	4	10	20	5.0	11	0
Kenny Graham	1	2	41	41.0	41	0
Paul Robinson	1	0	0	0.0	0	0
Fletcher Smith	1	0	0	0.0	0	0
BENGALS	37	28	327	8.8	79t	1
OPPONENTS	48	11	392	8.2	63t	2

KICKOFF RETURNS	NO	YDS	AVG	LG	TD
Lemar Parrish	16	482	30.1	95t	1
Paul Robinson	14	363	25.9	36	0
Essex Johnson	3	68	22.7	31	0
Doug Dressler	4	48	12.0	22	0
Ron Lamb	2	41	20.5	21	0
BENGALS	39	1002	25.7	95t	1
OPPONENTS	33	774	23.5	51	0

FIELD GOALS	1-19	20-29	30-39	40-49	50+
Horst Muhlmann	4-4	5-7	9-11	3-9	4-6
BENGALS	4-4	5-7	9-11	3-9	4-6

**Horst Muhlmann:** (43N, 38G, 51N), (35G), (51G, 36G, 23B), (23G, 39N, 50G), (35N, 42G, 22N, 47N, 50G), (52N), (43G, 47N), (36G, 43G, 22G, 30G, 13G), (—), (13G, 17G), (11G, 35G, 34G, 22G, 49N), (45N, 40B, 53G), (25G, 30G, 25G), (37G).

## USUAL STARTERS

OFFENSE	DEFENSE
WR Eric Crabtree,	LDE Royce Berry
Chip Myers	LDT Mike Reid
LOT Ernie Wright	RDT Steve Chomyszak
LG Rufus Mayes	RDE Ron Carpenter
C Bob Johnson	LLB Al Beauchamp
RG Pat Matson	MLB Bill Bergey
ROT Mike Wilson	RLB Ken Avery
TE Bob Trumpy	LCB Lemar Parrish
WR Speedy Thomas	RCB Ken Riley
QB Virgil Carter	LS Fletcher Smith
RB Paul Robinson	RS Ken Dyer,
RB Jess Phillips	Al Coleman

DEFENSE	ST	AT	TT	SKS-YDS	INT-YDS	PD	FF	FR-YDS
(NA*)	—	—	—	—	—	—	—	—

\* NOTE: Time of possession was not recorded until 1977.

\*\* NOTE: Overtime was not employed for regular-season games in the NFL until 1974.

\*\*\* NOTE: The two-point conversion was not instituted in the NFL until 1994.

^ NOTE: Regular-season defensive statistics were not kept regularly until 1976.

# 1971 STATISTICS

RECORD: 4-10-0

HEAD COACH: PAUL BROWN

DATE	W-L	SCORE	OPPONENT	ATTENDANCE
9-19-71	W	37-14	PHILADELPHIA	55,880
9-26-71	L	10-21	at Pittsburgh	48,448
10-3-71	L	17-20	at Green Bay	56,263
10-10-71	L	13-23	MIAMI	60,099
10-17-71	L	24-27	CLEVELAND	60,284
10-24-71	L	27-31	at Oakland	54,699
10-31-71	L	6-10	at Houston	37,947
11-7-71	L	6-9	ATLANTA	59,604
11-14-71	W	24-10	at Denver	51,200
11-21-71	W	28-13	HOUSTON	59,390
11-28-71	W	31-0	SAN DIEGO	59,580
12-5-71	L	27-31	at Cleveland	82,705
12-12-71	L	13-21	PITTSBURGH	60,022
12-19-71	L	21-35	at N.Y. Jets	63,151

TEAM STATISTICS	BENGALS	OPPONENTS
TOTAL FIRST DOWNS	236	213
Rushing	109	93
Passing	115	102
Penalty	12	18
3rd Down: Made-Att	—	—
3rd Down Pct.	—	—
4th Down: Made-Att	—	—
4th Down Pct.	—	—
POSSESSION AVG.	(*NA)	(*NA)
TOTAL NET YARDS	4266	3906
Avg. Per Game	304.7	279.0
Total Plays	867	811
Avg. Per Play	4.9	4.8
NET YARDS RUSHING	2142	1778
Avg. Per Game	153.0	127.0
Total Rushes	462	446
NET YARDS PASSING	2124	2128
Avg. Per Game	151.7	152.0
Sacked-Yards Lost	40-303	30-254
Gross Yards	2427	2382
Att.-Completions	365-214	335-157
Completion Pct.	58.6	46.9
Had Intercepted	11	27
PUNTS-AVG.	73-44.7	73-40.9
Net Punting Avg.	—	—
PENALTIES-YARDS	82-921	72-722
FUMBLES-BALLS LOST	29-12	21-12
TOUCHDOWNS	32	32
Rushing	14	11
Passing	15	19
Returns	3	2

SCORE BY PERIODS	1	2	3	4	OT	PTS
BENGALS	58	64	91	71	(*NA)	284
OPPONENTS	44	71	48	102	(*NA)	265

SCORING	TD	TD-R	TD-P	TD-Rt	PAT	FG	S	PTS
Horst Muhlmann	0	0	0	0	31-31	20-36	0	91
Fred Willis	7	7	0	0	—	—	0	42
Essex Johnson	6	4	2	0	—	—	0	36
Bruce Coslet	4	0	4	0	—	—	0	24
Bob Trumpy	3	0	3	0	—	—	0	18
Eric Crabtree	2	0	2	0	—	—	0	12
Lemar Parrish	2	0	0	2	—	—	0	12
Speedy Thomas	2	0	2	0	—	—	0	12
Ken Anderson	1	1	0	0	—	—	0	6
Al Beauchamp	1	0	0	1	—	—	0	6
Doug Dressler	1	1	0	0	—	—	0	6
Chip Myers	1	0	1	0	—	—	0	6
Jess Phillips	1	0	1	0	—	—	0	6
Paul Robinson	1	1	0	0	—	—	0	6
Virgil Carter	0	0	0	0	^1	—	0	1
BENGALS	32	14	15	3	32-32	20-36	0	284
OPPONENTS	32	11	19	2	31-32	14-22	0	265

\*PAT scored on a run.

Two-point conversions: (NA\*\*\*).

PASSING	ATT	CMP	YDS	CMP%	YDS/ATT	TD	TD%	INT	INT%	LG	SKD-YDS	RAT
Virgil Carter	222	138	1624	62.2	7.32	10	4.5	7	3.2	90t	13-122	86.2
Ken Anderson	131	72	777	55.0	5.93	5	3.8	4	3.1	44	23-159	72.6
Dave Lewis	10	3	18	30.0	1.80	0	0.0	0	0.0	13	4-22	39.6
Fred Willis	2	1	8	50.0	4.00	0	0.0	0	0.0	8	0-0	60.4
BENGALS	365	214	2427	58.6	6.65	15	4.1	11	3.0	90t	40-303	79.8
OPPONENTS	335	157	2382	46.9	7.11	19	5.7	27	8.1	74t	30-254	56.1

RUSHING	ATT	YDS	AVG	LG	TD
Fred Willis	135	590	4.4	36	7
Essex Johnson	85	522	6.1	86t	4
Jess Phillips	94	420	4.5	31	0
Paul Robinson	49	213	4.3	17	1
Doug Dressler	54	204	3.8	13	1
Ken Anderson	22	125	5.7	16	1
Virgil Carter	8	42	5.3	19	0
Ron Lamb	5	13	2.6	7	0
Sandy Durko	1	7	7.0	7	0
Dave Lewis	6	6	1.0	9	0
Eric Crabtree	1	1	1.0	1	0
Speedy Thomas	2	-1	-0.5	0	0
BENGALS	462	2142	4.6	86t	14
OPPONENTS	446	1778	4.0	63t	11

RECEIVING	REC	YDS	AVG	LG	TD
Bob Trumpy	40	531	13.3	44	3
Chip Myers	27	286	10.6	20	1
Fred Willis	24	223	9.3	29	0
Speedy Thomas	22	327	14.9	90t	2
Jess Phillips	22	125	5.7	19	1
Bruce Coslet	21	356	17.0	71t	4
Doug Dressler	19	145	7.6	26	0
Essex Johnson	14	258	18.4	67t	2
Eric Crabtree	14	102	7.3	22	2
Paul Robinson	8	47	5.9	16	0
Ed Marshall	2	18	9.0	10	0
Mike Kelly	1	9	9.0	9	0
BENGALS	214	2427	11.3	90t	15
OPPONENTS	157	2382	15.2	74t	19

INTERCEPTIONS	NO	YDS	AVG	LG	TD
Lemar Parrish	7	105	15.0	65t	1
Al Beauchamp	6	53	8.8	18t	1
Ken Riley	5	22	4.4	21	0
Sandy Durko	4	46	11.5	25	0
Bill Bergey	1	16	16.0	16	0
Bill Peterson	1	16	16.0	16	0
Al Coleman	1	15	15.0	15	0
Neal Craig	1	0	0.0	0	0
Fletcher Smith	1	0	0.0	0	0
BENGALS	27	273	10.1	65t	2
OPPONENTS	11	219	19.9	48t	1

PUNTING	NO	YDS	AVG	NET	TB	IN-20	LG	BLK.
Dave Lewis	72	3229	44.8	—	8	—	56	0
Doug Dressler	1	34	34.0	—	0	—	34	0
BENGALS	73	3263	44.7	—	8	—	56	0
OPPONENTS	73	2988	40.9	—	—	—	—	—

PUNT RETURNS	NO	FC	YDS	AVG	LG	TD
Lemar Parrish	12	9	93	7.8	47	0
Sandy Durko	6	11	14	2.3	7	0
Speedy Thomas	4	4	10	2.5	7	0
Essex Johnson	3	5	28	9.3	14	0
BENGALS	25	29	145	5.8	47	0
OPPONENTS	41	—	304	7.4	—	1

KICKOFF RETURNS	NO	YDS	AVG	LG	TD
Paul Robinson	18	335	18.6	37	0
Lemar Parrish	13	296	22.8	30	0
Fred Willis	4	81	20.3	32	0
Jess Phillips	2	49	24.5	31	0
Ron Lamb	2	42	21.0	25	0
Essex Johnson	2	40	20.0	21	0
Doug Dressler	1	20	20.0	20	0
Mike Kelly	1	0	0.0	0	0
BENGALS	43	863	20.1	37	0
OPPONENTS	39	1024	26.3	—	0

FIELD GOALS	1-19	20-29	30-39	40-49	50+
Horst Muhlmann	6-6	5-8	4-9	4-10	1-3
BENGALS	6-6	5-8	4-9	4-10	1-3

**Horst Muhlmann:** (26G, 34N, 36G, 35G), (45N, 33G, 51N), (26G), (16G, 27N, 9G), (12G), (11G, 37B, 36G), (45G, 46G, 27N, 32N), (30N, 51G, 24G), (14G, 48N), (—), (40G, 35N, 43N), (52N, 46G, 24G), (27N, 18G, 22G), (43N, 49N, 44N).

## USUAL STARTERS

OFFENSE	DEFENSE
WR Eric Crabtree,	LDE Royce Berry
Chip Myers	LDT Mike Reid
LOT Ernie Wright,	RDT Steve Chomyszak
Rufus Mayes	RDE Ron Carpenter
LG Howard Fest	LLB Al Beauchamp
C Bob Johnson	MLB Bill Bergey
RG Pat Matson	RLB Ken Avery
ROT Vernon Holland	LCB Lemar Parrish
TE Bob Trumpy,	RCB Ken Riley
Bruce Coslet	LS Fletcher Smith,
WR Speedy Thomas,	Neal Craig
Bob Trumpy	Sandy Durko
QB Virgil Carter	
RB Paul Robinson	
RB Jess Phillips	

DEFENSE	ST	AT	TT	SKS-YDS	INT-YDS	PD	FF	FR-YDS
(NA**)	—	—	—	—	—	—	—	—

\* NOTE: Time of possession was not recorded until 1977.

\*\* NOTE: Overtime was not employed for regular-season games in the NFL until 1974.

\*\*\* NOTE: The two-point conversion was not instituted in the NFL until 1994.

^^ NOTE: Regular-season defensive statistics were not kept regularly until 1976.

# 1972 STATISTICS

RECORD: 8-6-0

HEAD COACH: PAUL BROWN

DATE	W-L	SCORE	OPPONENT	ATTENDANCE
9-17-72	W	31-7	at New England	60,999
9-24-72	W	15-10	PITTSBURGH	54,292
10-1-72	L	6-27	at Cleveland	81,564
10-8-72	W	21-10	DENVER	55,812
10-15-72	W	23-16	at Kansas City	79,068
10-22-72	L	12-15	at Los Angeles	73,385
10-29-72	W	30-7	HOUSTON	59,409
11-5-72	L	17-40	at Pittsburgh	50,350
11-12-72	L	14-20	OAKLAND	59,485
11-19-72	L	19-20	BALTIMORE	49,512
11-26-72	W	13-3	at Chicago	55,701
12-3-72	W	13-10	N.Y. GIANTS	59,523
12-9-72	L	24-27	CLEVELAND	59,524
12-17-72	W	61-17	at Houston	32,482

TEAM STATISTICS	BENGALS	OPPONENTS
TOTAL FIRST DOWNS	255	207
Rushing	112	98
Passing	122	92
Penalty	21	17
3rd Down: Made-Att	—	—
3rd Down Pct.	—	—
4th Down: Made-Att	—	—
4th Down Pct.	—	—
POSSESSION AVG.	(NA)	(NA)
TOTAL NET YARDS	4317	3552
Avg. Per Game	308.4	253.7
Total Plays	899	794
Avg. Per Play	4.8	4.5
NET YARDS RUSHING	1996	1815
Avg. Per Game	142.6	129.6
Total Rushes	491	406
NET YARDS PASSING	2321	1737
Avg. Per Game	165.8	124.1
Sacked-Yards Lost	24-192	38-296
Gross Yards	2513	2033
Att.-Completions	384-219	350-167
Completion Pct.	57.0	47.7
Had Intercepted	11	20
PUNTS-AVG	66-42.1	84-42.4
Net Punting Avg.	—	—
PENALTIES-YARDS	76-738	69-581
FUMBLES-BALLS LOST	28-18	30-9
TOUCHDOWNS	31	24
Rushing	16	11
Passing	10	11
Returns	5	2

SCORE BY PERIODS	1	2	3	4	OT	PTS
BENGALS	36	62	99	102	(NA)	299
OPPONENTS	37	79	42	71	(NA)	229

SCORING	TD	TD-R	TD-P	TD-Rt	PAT	FG	S	PTS
Horst Muhlmann	0	0	0	0	30-31	27-40	0	111
Doug Dressler	7	6	1	0	—	—	0	42
Essex Johnson	6	4	2	0	—	—	0	36
Ken Anderson	3	3	0	0	—	—	0	18
Chip Myers	3	0	3	0	—	—	0	18
Lemar Parrish	3	0	0	3	—	—	0	18
Virgil Carter	2	2	0	0	—	—	0	12
Bob Trumphy	2	0	2	0	—	—	0	12
Tommy Casanova	1	0	0	1	—	—	0	6
Bruce Coslet	1	0	1	0	—	—	0	6
Neal Craig	1	0	0	1	—	—	0	6
Jess Phillips	1	1	0	0	—	—	0	6
Speedy Thomas	1	0	1	0	—	—	0	6
Sherman White	0	0	0	0	—	—	1	2
BENGALS	31	16	10	5	30-31	27-40	1	299
OPPONENTS	24	11	11	2	23-24	20-29	1	229

Two-point conversions: (NA\*\*\*).

PASSING	ATT	CMP	YDS	CMP%	YDS/ATT	TD	TD%	INT	INT%	LG	SKD-YDS	RAT
Ken Anderson	301	171	1918	56.8	6.37	7	2.3	7	2.3	65t	18-155	74.0
Virgil Carter	82	47	579	57.3	7.06	3	3.7	4	4.9	36	6-37	71.1
Fred Willis	1	1	16	100.0	16.00	0	0.0	0	0.0	16	0-0	118.8
BENGALS	384	219	2513	57.0	6.54	10	2.6	11	2.9	65t	24-192	73.6
OPPONENTS	350	167	2033	47.7	5.81	11	3.1	20	5.7	68	38-296	52.7

RUSHING	ATT	YDS	AVG	LG	TD
Essex Johnson	212	825	3.9	19	4
Doug Dressler	128	565	4.4	43t	6
Jess Phillips	48	207	4.3	20	1
Fred Willis	42	127	3.0	12	0
Ken Anderson	22	94	4.3	18	3
Paul Robinson	21	94	4.5	15	0
Virgil Carter	12	57	4.8	14	2
Dave Lewis	1	15	15.0	15	0
Steve Conley	3	8	2.7	5	0
Charlie Joiner	1	2	2.0	2	0
Reece Morrison	1	2	2.0	2	0
BENGALS	491	1996	4.1	43t	16
OPPONENTS	406	1815	4.5	41	11

RECEIVING	REC	YDS	AVG	LG	TD
Chip Myers	57	792	13.9	42	3
Bob Trumphy	44	500	11.4	38	2
Doug Dressler	39	348	8.9	33	1
Essex Johnson	29	420	14.5	65t	2
Speedy Thomas	17	171	10.1	18	1
Jess Phillips	10	50	5.0	15	0
Fred Willis	9	46	5.1	10	0
Charlie Joiner	8	133	16.6	25	0
Bruce Coslet	5	48	9.6	17	1
Drew Buie	1	5	5.0	5	0
BENGALS	219	2513	11.5	65t	10
OPPONENTS	167	2033	12.2	68t	11

INTERCEPTIONS	NO	YDS	AVG	LG	TD
Tommy Casanova	5	108	21.6	33	0
Lemar Parrish	5	90	18.0	33t	2
Doug Adams	3	44	14.7	19	0
Ken Riley	3	0	0.0	0	0
Neal Craig	2	76	38.0	63t	1
Al Beauchamp	1	8	8.0	8	0
Bernard Jackson	1	0	0.0	0	0
BENGALS	20	326	16.3	63t	3
OPPONENTS	11	70	6.4	28	0

PUNTING	NO	YDS	AVG	NET	TB	IN-20	LG	BLK.
Dave Lewis	66	2777	42.1	—	6	—	60	0
BENGALS	66	2777	42.1	—	6	—	60	0
OPPONENTS	84	3559	42.4	—	—	—	62	0

PUNT RETURNS	NO	FC	YDS	AVG	LG	TD
Tommy Casanova	30	19	289	9.6	66t	1
Lemar Parrish	15	2	141	9.4	51t	1
Essex Johnson	2	0	7	3.5	7	0
BENGALS	47	21	437	9.3	66t	2
OPPONENTS	26	16	152	5.8	54	0

KICKOFF RETURNS	NO	YDS	AVG	LG	TD
Bernard Jackson	21	509	24.2	62	0
Lemar Parrish	15	348	23.2	45	0
Charlie Joiner	5	88	17.6	25	0
Tommy Casanova	1	34	34.0	34	0
Dave Lewis	1	15	15.0	15	0
Essex Johnson	1	13	13.0	13	0
Guy Dennis	1	11	11.0	11	0
Mike Kelly	1	0	0.0	0	0
BENGALS	46	1018	22.1	62	0
OPPONENTS	44	984	22.4	34	0

FIELD GOALS	1-19	20-29	30-39	40-49	50+
Horst Muhlmann	6-7	6-10	9-12	5-8	1-3
BENGALS	6-7	6-10	9-12	5-8	1-3

**Horst Muhlmann:** (51B, 38G), (32G, 20G, 32G, 34G, 41G), (14G, 26G, 28N, 30N), (49N), (46G, 16G, 12G), (25G, 26N, 21N, 17N), (10G, 42G, 33G), (37G), (21B, 35B), (25G, 40G), (39G, 14G, 39N), (50N, 27G, 40N, 47N, 18G), (31G), (51G, 46G, 24G, 32G).

## USUAL STARTERS

OFFENSE	DEFENSE
WR Speedy Thomas	LDE Royce Berry
LOT Stan Walters	LDT Mike Reid
LG Howard Fest	RDT Steve Chomyszak
C Bob Johnson	RDE Sherman White
RG Pat Matson	LLB Al Beauchamp
ROT Vernon Holland	MLB Bill Bergey
TE Bob Trumphy	RLB Ken Avery
WR Chip Myers	LCB Lemar Parrish
QB Ken Anderson	RCB Ken Riley
RB Essex Johnson	LS Neal Craig
RB Doug Dressler	RS Tommy Casanova

DEFENSE	ST	AT	TT	SKS-YDS	INT-YDS	PD	FF	FR-YDS
(NA*)	—	—	—	—	—	—	—	—

\* NOTE: Time of possession was not recorded until 1977.

\*\* NOTE: Overtime was not employed for regular-season games in the NFL until 1974.

\*\*\* NOTE: The two-point conversion was not instituted in the NFL until 1994.

^ NOTE: Regular-season defensive statistics were not kept regularly until 1976.



# 1973 STATISTICS

RECORD: 10-4-0

## HEAD COACH: PAUL BROWN

(BENGALS WON AFC CENTRAL DIVISION; SEE POSTSEASON  
PORTION OF TEAM HISTORY SECTION FOR POSTSEASON STATS)

DATE	W-L	SCORE	OPPONENT	ATTENDANCE
9-16-73	L	10-28	at Denver	49,059
9-23-73	W	24-10	HOUSTON	51,823
9-30-73	W	20-13	at San Diego	46,733
10-7-73	L	10-17	at Cleveland	70,805
10-14-73	W	19-7	PITTSBURGH	55,819
10-21-73	W	14-6	KANSAS CITY	56,397
10-28-73	L	13-20	at Pittsburgh	45,761
11-4-73	L	10-38	at Dallas	54,944
11-11-73	W	16-13	at Buffalo	76,927
11-18-73	W	20-14	N.Y. JETS	55,745
11-25-73	W	42-24	ST. LOUIS	50,918
12-2-73	W	27-0	MINNESOTA	57,859
12-9-73	W	34-17	CLEVELAND	58,266
12-16-73	W	27-24	at Houston	21,955

TEAM STATISTICS	BENGALS	OPPONENTS
TOTAL FIRST DOWNS	252	219
Rushing	124	109
Passing	108	97
Penalty	20	13
3rd Down: Made-Att.	—	—
3rd Down Pct.	—	—
4th Down: Made-Att.	—	—
4th Down Pct.	—	—
POSSESSION AVG.	(*NA)	(*NA)
TOTAL NET YARDS	4512	3705
Avg. Per Game	322.3	264.6
Total Plays	871	840
Avg. Per Play	5.2	4.4
NET YARDS RUSHING	2236	1807
Avg. Per Game	159.7	129.1
Total Rushes	515	459
NET YARDS PASSING	2276	1898
Avg. Per Game	162.6	135.6
Sacked-Yards Lost	24-163	43-342
Gross Yards	2439	2240
Att.-Completions	332-180	338-182
Completion Pct.	54.2	53.8
Had Intercepted	12	18
PUNTS-AVG.	68-41.0	77-41.7
Net Punting Avg.	—	—
PENALTIES-YARDS	83-799	78-710
FUMBLES-BALLS LOST	25-14	31-16
TOUCHDOWNS	32	27
Rushing	13	15
Passing	18	9
Returns	1	3

SCORE BY PERIODS	1	2	3	4	OT	PTS
BENGALS	39	100	79	68	(*NA)	286
OPPONENTS	50	61	58	62	(*NA)	231

SCORING	TD	TD-R	TD-P	TD-Rt	PAT	FG	S	PTS
Horst Muhlmann	0	0	0	0	31-32	21-31	0	94
Isaac Curtis	9	0	9	0	—	—	0	54
Boobie Clark	8	8	0	0	—	—	0	48
Essex Johnson	7	4	3	0	—	—	0	42
Bob Trumpy	5	0	5	0	—	—	0	30
Lenvil Elliott	2	1	1	0	—	—	0	12
Lemar Parrish	1	0	0	1	—	—	0	6
BENGALS	32	13	18	1	31-32	21-31	0	286
OPPONENTS	27	15	9	3	27-27	14-23	0	231

Two-point conversions: (NA\*\*\*).

PASSING	ATT	CMP	YDS	CMP%	YDS/ATT	TD	TD%	INT	INT%	LG	SKD-YDS	RAT
Ken Anderson	329	179	2428	54.4	7.38	18	5.5	12	3.6	78t	24-163	81.2
Greg Cook	3	1	11	33.3	3.67	0	0.0	0	0.0	11	0-0	45.1
BENGALS	332	180	2439	54.2	7.35	18	5.4	12	3.6	78t	24-163	80.9
OPPONENTS	338	182	2240	53.8	6.63	9	2.7	18	5.3	67	43-342	61.3

RUSHING	ATT	YDS	AVG	LG	TD
Essex Johnson	195	997	5.1	46	4
Boobie Clark	254	988	3.9	26	8
Lenvil Elliott	22	122	5.5	15	1
Ken Anderson	26	97	3.7	17	0
Joe Wilson	10	39	3.9	11	0
Reece Morrison	3	11	3.7	8	0
Dave Lewis	3	-7	-2.3	5	0
Isaac Curtis	2	-11	-5.5	1	0
BENGALS	515	2236	4.3	46	13
OPPONENTS	459	1807	3.9	52	15

RECEIVING	REC	YDS	AVG	LG	TD
Isaac Curtis	45	843	18.7	77t	9
Boobie Clark	45	347	7.7	39	0
Bob Trumpy	29	435	15.0	53	5
Essex Johnson	28	356	12.7	78t	3
Charlie Joiner	13	214	16.5	26	0
Bruce Coslet	9	123	13.7	18	0
Chip Myers	7	77	11.0	18	0
Tim George	2	28	14.0	19	0
Lenvil Elliott	1	12	12.0	12t	1
Reece Morrison	1	4	4.0	4	0
BENGALS	180	2439	13.6	78t	18
OPPONENTS	182	2240	12.3	67	9

INTERCEPTIONS	NO	YDS	AVG	LG	TD
Tommy Casanova	4	33	8.3	16	0
Bill Bergey	3	50	16.7	22	0
Al Beauchamp	3	4	1.3	4	0
Neal Craig	2	52	26.0	30	0
Lemar Parrish	2	10	5.0	10	0
Ken Riley	2	2	1.0	5	0
Ken Avery	1	15	15.0	15	0
Bernard Jackson	1	0	0.0	0	0
BENGALS	18	166	9.2	30	0
OPPONENTS	12	198	16.5	37	1

PUNTING	NO	YDS	AVG	NET	TB	IN-20	LG	BLK.
Dave Lewis	68	2790	41.0	—	4	—	60	0
BENGALS	68	2790	41.0	—	4	—	60	0
OPPONENTS	77	3214	41.7	—	—	—	—	—

PUNT RETURNS	NO	FC	YDS	AVG	LG	TD
Lemar Parrish	25	1	200	8.0	47	0
Tommy Casanova	15	6	119	7.9	27	0
Lyle Blackwood	4	5	12	3.0	4	0
Dave Lewis	1	2	2	2.0	2	0
BENGALS	45	14	333	7.4	47	0
OPPONENTS	27	—	123	4.6	—	0

KICKOFF RETURNS	NO	YDS	AVG	LG	TD
Bernard Jackson	21	520	24.8	41	0
Joe Wilson	8	173	21.6	27	0
Lemar Parrish	7	143	20.4	29	0
Dave Lewis	2	40	20.0	27	0
Bruce Coslet	1	0	0.0	0	0
BENGALS	39	876	22.5	41	0
OPPONENTS	42	1170	27.9	103t	1

FIELD GOALS	1-19	20-29	30-39	40-49	50+
Horst Muhlmann	5-5	6-7	5-9	4-6	1-4
BENGALS	5-5	6-7	5-9	4-6	1-4

**Horst Muhlmann:** (21G), (39N, 27G, 51N), (42N, 34N, 26N), (38G), (41G, 20G, 52N, 20G, 19G), (32N, 57N), (41G, 17G), (29G), (35G, 33N, 36G, 47N, 33G), (16G, 51G), (—), (22G, 38G), (45G, 10G), (40G, 11G).

## USUAL STARTERS

OFFENSE	DEFENSE
WR Tim George,	LDE Royce Berry
Charlie Joiner,	LDT Mike Reid
Chip Myers	RDT Ron Carpenter
LOT Rufus Mayes	RDE Sherman White
LG Howard Fest	LLB Al Beauchamp
C Bob Johnson	MLB Bill Bergey
RG Pat Matson	RLB Ron Pritchard
ROT Vernon Holland	LCB Lemar Parrish
TE Bob Trumpy	RCB Ken Riley
WR Isaac Curtis	LS Neal Craig
QB Ken Anderson	RS Tommy Casanova
HB Essex Johnson	
FB Boobie Clark	

DEFENSE	ST	AT	TT	SKS-YDS	INT-YDS	PD	FF	FR-YDS
(NA*)	—	—	—	—	—	—	—	—

\* NOTE: Time of possession was not recorded until 1977.

\*\* NOTE: Overtime was not employed for regular-season games in the NFL until 1974.

\*\*\* NOTE: The two-point conversion was not instituted in the NFL until 1994.

^ NOTE: Regular-season defensive statistics were not kept regularly until 1976.

**RECORD: 7-7-0**

# 1975 STATISTICS

RECORD: 11-3-0

## HEAD COACH: PAUL BROWN

(BENGALS WERE WILD CARD QUALIFIER; SEE POSTSEASON PORTION OF TEAM HISTORY SECTION FOR POSTSEASON STATS)

DATE	W-L	SCORE	OPPONENT	ATTENDANCE
9-21-75	W	24-17	CLEVELAND	52,874
9-28-75	W	21-0	at New Orleans	52,531
10-5-75	W	21-19	at Houston	45,321
10-12-75	W	27-10	NEW ENGLAND	51,220
10-19-75	W	14-10	OAKLAND	48,122
10-26-75	W	21-14	at Atlanta	45,811
11-2-75	L	24-30	PITTSBURGH	58,418
11-9-75	W	17-16	at Denver	49,919
11-17-75	W	33-24	BUFFALO	56,666
11-23-75	L	23-35	at Cleveland	56,427
11-30-75	W	23-19	HOUSTON	46,128
12-7-75	W	31-0	at Philadelphia	56,984
12-13-75	L	14-35	at Pittsburgh	48,889
12-21-75	W	47-17	SAN DIEGO	46,474

TEAM STATISTICS	BENGALS	OPPONENTS
TOTAL FIRST DOWNS	295	241
Rushing	107	115
Passing	166	107
Penalty	22	19
3rd Down: Made-Att.	—	—
3rd Down Pct.	—	—
4th Down: Made-Att.	—	—
4th Down Pct.	—	—
POSSESSION AVG.	(*NA)	(*NA)
TOTAL NET YARDS	5060	3923
Avg. Per Game	361.4	280.2
Total Plays	966	889
Avg. Per Play	5.2	4.4
NET YARDS RUSHING	1819	2194
Avg. Per Game	129.9	156.7
Total Rushes	499	473
NET YARDS PASSING	3241	1729
Avg. Per Game	231.5	123.5
Sacked-Yards Lost	34-256	27-272
Gross Yards	3497	2001
Att.-Completions	433-255	389-175
Completion Pct.	58.9	45.0
Had Intercepted	14	22
PUNTS-AVG.	68-39.0	77-40.9
Net Punting Avg.	—	—
PENALTIES-YARDS	88-783	91-824
FUMBLES-BALLS LOST	31-20	39-22
TOUCHDOWNS	45	30
Rushing	20	15
Passing	23	11
Returns	2	4

SCORE BY PERIODS	1	2	3	4	OT	PTS
BENGALS	84	120	54	82	0	340
OPPONENTS	36	77	68	65	0	246

SCORING	TD	TD-R	TD-P	TD-Rt	PAT	FG	S	PTS
Dave Green	0	0	0	0	40-45	10-21	0	70
Stan Fritts	10	8	2	0	—	—	0	60
Isaac Curtis	7	0	7	0	—	—	0	42
Charlie Joiner	5	0	5	0	—	—	0	30
Boobie Clark	4	4	0	0	—	—	0	24
Lenvil Elliott	4	1	3	0	—	—	0	24
Chip Myers	3	0	3	0	—	—	0	18
Ed Williams	3	2	1	0	—	—	0	18
Ken Anderson	2	2	0	0	—	—	0	12
Essex Johnson	2	1	1	0	—	—	0	12
John Reaves	2	2	0	0	—	—	0	12
Marvin Cobb	1	0	0	1	—	—	0	6
Ken Riley	1	0	0	1	—	—	0	6
Bob Trumpy	1	0	1	0	—	—	0	6
BENGALS	45	20	23	2	40-45	10-21	0	340
OPPONENTS	30	15	11	4	26-30	12-14	2	246

Two-point conversions: (NA\*\*).

PASSING	ATT	CMP	YDS	CMP%	YDS/ATT	TD	TD%	INT	INT%	LG	SKD-YDS	RAT
Ken Anderson	377	228	3169	60.5	8.41	21	5.6	11	2.9	55	32-247	93.9
John Reaves	51	25	297	49.0	5.82	2	3.9	3	5.9	51	2-9	55.8
Stan Fritts	4	2	31	50.0	7.75	0	0.0	0	0.0	16	0-0	76.0
Dave Green	1	0	0	0.0	0.00	0	0.0	0	0.0	—	0-0	39.6
BENGALS	433	255	3497	58.9	8.08	23	5.3	14	3.2	55	34-256	89.0
OPPONENTS	389	175	2001	45.0	5.14	11	2.8	22	5.7	48	27-272	46.9

RUSHING	ATT	YDS	AVG	LG	TD
Boobie Clark	167	594	3.6	17	4
Stan Fritts	94	375	4.0	22	8
Lenvil Elliott	71	308	4.3	27	1
Ken Anderson	49	188	3.8	29	2
Essex Johnson	58	177	3.1	15	1
Ed Williams	35	136	3.9	19	2
Champ Henson	11	38	3.5	8	0
John Reaves	6	13	2.2	9	2
Bruce Coslet	1	1	1.0	1	0
John McDaniel	1	-2	-2.0	-2	0
Isaac Curtis	6	-9	-1.5	14	0
BENGALS	499	1819	3.6	29	20
OPPONENTS	473	2194	4.6	55	15

RECEIVING	REC	YDS	AVG	LG	TD
Isaac Curtis	44	934	21.2	55	7
Boobie Clark	42	334	8.0	27	0
Charlie Joiner	37	726	19.6	51	5
Chip Myers	36	527	14.6	34t	3
Essex Johnson	25	196	7.8	30	1
Bob Trumpy	22	276	12.5	35t	1
Lenvil Elliott	20	196	9.8	31	3
Bruce Coslet	10	117	11.7	18	0
Ed Williams	10	96	9.6	20	1
Stan Fritts	6	63	10.5	17t	2
Jack Novak	2	34	17.0	19	0
Champ Henson	1	-2	-2.0	-2	0
BENGALS	255	3497	13.7	55	23
OPPONENTS	175	2001	11.4	48	11

INTERCEPTIONS	NO	YDS	AVG	LG	TD
Ken Riley	6	76	12.7	30t	1
Bernard Jackson	5	97	19.4	34	0
Marvin Cobb	4	116	29.0	52t	1
Jim LeClair	3	25	8.3	21	0
Lyle Blackwood	2	44	22.0	40	0
Ricky Davis	1	26	26.0	26	0
Lemar Parrish	1	26	26.0	26	0
BENGALS	22	410	18.6	52t	2
OPPONENTS	14	244	17.4	65	1

PUNTING	NO	YDS	AVG	NET	TB	IN-20	LG	BLK.
Dave Green	68	2655	39.0	—	6	—	57	1
BENGALS	68	2655	39.0	—	6	—	57	1
OPPONENTS	77	3150	40.7	—	—	—	—	—

PUNT RETURNS	NO	FC	YDS	AVG	LG	TD
Lyle Blackwood	23	0	123	5.3	31	0
Lemar Parrish	13	1	83	6.4	34	0
Tommy Casanova	11	2	60	5.5	12	0
Marvin Cobb	1	3	1	1.0	1	0
BENGALS	48	6	267	5.6	34	0
OPPONENTS	42	—	386	9.2	—	1

KICKOFF RETURNS	NO	YDS	AVG	LG	TD
Bernard Jackson	25	587	23.5	39	0
Lenvil Elliott	13	272	20.9	46	0
Lemar Parrish	4	114	28.5	64	0
John McDaniel	3	69	23.0	26	0
Brad Cousino	1	0	0.0	0	0
BENGALS	46	1042	22.7	64	0
OPPONENTS	66	1558	23.6	—	0

FIELD GOALS	1-19	20-29	30-39	40-49	50+
Dave Green	1-1	5-8	1-7	3-5	0-0
BENGALS	1-1	5-8	1-7	3-5	0-0

**Dave Green:** (44G, 29N), (33N), (—), (21G, 29G), (37N), (41N), (23G), (45G, 28N, 35N), (28G, 18G, 37N), (21G, 25N), (33G), (37N, 48G), (36N, 47N), (—).

## USUAL STARTERS

OFFENSE	DEFENSE
WR Isaac Curtis	LDE Ken Johnson
LOT Rufus Mayes	LDT Bob Brown
LG Howard Fest	RDT Ron Carpenter
C Bob Johnson	RDE Sherman White
RG Dave Lapham	LLB Al Beauchamp
ROT Vernon Holland	MLB Jim LeClair
TE Bob Trumpy	RLB Ron Pritchard
WR Charlie Joiner	LCB Lemar Parrish
QB Ken Anderson	RCB Ken Riley
HB Stan Fritts	LS Tommy Casanova
Lenvil Elliott	RS Bernard Jackson
Boobie Clark	

DEFENSE	ST	AT	TT	SKS-YDS	INT-YDS	PD	FF	FR-YDS
(NA**)	—	—	—	—	—	—	—	—

\* NOTE: Time of possession was not recorded until 1977.

\*\* NOTE: The two-point conversion was not instituted in the NFL until 1994.

\*\*\* NOTE: Regular-season defensive statistics were not kept regularly until 1976.

# 1976 STATISTICS

RECORD: 10-4-0

HEAD COACH: BILL JOHNSON

DATE	W-L	SCORE	OPPONENT	ATTENDANCE
9-12-76	W	17-7	DENVER	53,464
9-19-76	L	27-28	at Baltimore	50,374
9-26-76	W	28-7	GREEN BAY	44,103
10-3-76	W	45-24	at Cleveland	75,817
10-10-76	W	21-0	TAMPA BAY	49,700
10-17-76	L	6-23	at Pittsburgh	48,311
10-24-76	W	27-7	at Houston	45,499
10-31-76	W	21-6	CLEVELAND	54,776
11-8-76	W	20-12	LOS ANGELES	52,480
11-14-76	W	31-27	HOUSTON	53,243
11-21-76	W	27-24	at Kansas City	46,259
11-28-76	L	3-7	PITTSBURGH	55,142
12-6-76	L	20-35	at Oakland	52,430
12-12-76	W	42-3	at N.Y. Jets	31,067

TEAM STATISTICS	BENGALS	OPPONENTS
TOTAL FIRST DOWNS	238	234
Rushing	114	116
Passing	110	103
Penalty	14	15
3rd Down: Made-Att.	—	—
3rd Down Pct.	—	—
4th Down: Made-Att.	—	—
4th Down Pct.	—	—
POSSESSION AVG.	(NA)	(NA)
TOTAL NET YARDS	4300	3670
Avg. Per Game	307.1	262.1
Total Plays	878	930
Avg. Per Play	4.9	3.9
NET YARDS RUSHING	2109	1912
Avg. Per Game	150.6	136.6
Total Rushes	481	520
NET YARDS PASSING	2191	1758
Avg. Per Game	156.5	125.6
Sacked-Yards Lost	37-252	46-444
Gross Yards	2443	2202
Att.-Completions	360-177	364-177
Completion Pct.	51.9	48.6
Had Intercepted	15	26
PUNTS-AVG.	76-39.5	86-38.2
Net Punting Avg.	33.6	32.6
PENALTIES-YARDS	79-700	90-768
FUMBLES-BALLS LOST	38-20	34-15
TOUCHDOWNS	42	25
Rushing	15	11
Passing	21	13
Returns	6	1

SCORE BY PERIODS	1	2	3	4	OT	PTS
BENGALS	91	85	91	68	0	335
OPPONENTS	44	63	49	54	0	210

SCORING	TD	TD-R	TD-P	TD-Rt	PAT	FG	S	PTS
Chris Bahr	0	0	0	0	39-42	14-27	0	81
Boobie Clark	8	7	1	0	—	—	0	48
Bob Trumpy	7	0	7	0	—	—	0	42
Isaac Curtis	6	0	6	0	—	—	0	36
Tommy Casanova	3	0	0	3	—	—	0	18
Lenvil Elliott	3	0	3	0	—	—	0	18
Stan Fritts	3	3	0	0	—	—	0	18
Archie Griffin	3	3	0	0	—	—	0	18
Bruce Coslet	2	0	2	0	—	—	0	12
Ken Anderson	1	1	0	0	—	—	0	6
Tony Davis	1	1	0	0	—	—	0	6
John McDaniel	1	0	1	0	—	—	0	6
Melvin Morgan	1	0	0	1	—	—	0	6
Chip Myers	1	0	1	0	—	—	0	6
Ken Riley	1	0	0	1	—	—	0	6
Willie Shelby	1	0	0	1	—	—	0	6
Coy Bacon	0	0	0	0	—	—	1	2
BENGALS	42	15	21	6	39-42	14-27	1	335
OPPONENTS	25	11	13	1	24-55	12-22	0	210

Two-point conversions: (NA\*\*).

PASSING	ATT	CMP	YDS	CMP%	YDS/ATT	TD	TD%	INT	INT%	LG	SKD-YDS	RAT
Ken Anderson	338	179	2367	53.0	7.00	19	5.6	14	4.1	85t	34-235	76.9
John Reaves	22	8	76	36.4	3.45	2	9.1	1	4.5	19	3-17	58.1
BENGALS	360	187	2443	51.9	6.79	21	5.8	15	4.2	85t	37-252	75.7
OPPONENTS	364	177	2202	48.6	6.05	13	3.6	26	7.1	68t	46-444	-50.0

RUSHING	ATT	YDS	AVG	LG	TD
Boobie Clark	151	671	4.4	24	7
Archie Griffin	138	625	4.5	77t	3
Lenvil Elliott	69	276	4.0	24	0
Stan Fritts	47	200	4.3	13	3
Tony Davis	36	178	4.9	16	1
Ken Anderson	31	134	4.3	25	1
Isaac Curtis	3	29	9.7	19	0
Willie Shelby	5	9	1.8	3	0
Billy Brooks	1	-13	-13.0	-13	0
BENGALS	481	2109	4.4	77t	15
OPPONENTS	520	1912	3.7	29	11

RECEIVING	REC	YDS	AVG	LG	TD
Isaac Curtis	41	766	18.7	85t	6
Boobie Clark	23	158	6.9	19	1
Lenvil Elliott	22	188	8.5	29t	3
Bob Trumpy	21	323	15.4	48t	7
Chip Myers	17	267	15.7	63	1
Billy Brooks	16	191	11.9	25	0
Archie Griffin	16	138	8.6	23	0
John McDaniel	12	232	19.3	46	1
Stan Fritts	9	75	8.3	19	0
Bruce Coslet	5	73	14.6	32	2
Tony Davis	4	29	7.3	11	0
Willie Shelby	1	3	3.0	3	0
BENGALS	187	2443	13.1	85t	21
OPPONENTS	177	2202	12.4	68t	13

INTERCEPTIONS	NO	YDS	AVG	LG	TD
Ken Riley	9	141	15.7	53t	1
Tommy Casanova	5	109	21.8	33t	2
Marvin Cobb	3	55	18.3	28	0
Lemar Parrish	2	0	0.0	0	0
Bo Harris	2	-3	-1.5	0	0
Reggie Williams	1	17	17.0	17	0
Jim LeClair	1	9	9.0	9	0
Chris Devlin	1	2	2.0	2	0
Bernard Jackson	1	0	0.0	0	0
Ron Pritchard	1	0	0.0	0	0
BENGALS	26	330	12.7	53t	3
OPPONENTS	15	102	6.8	29	0

PUNTING	NO	YDS	AVG	NET	TB	IN-20	LG	BLK.
Pat McNally	76	2999	39.5	33.6	6	12	61	0
BENGALS	76	2999	39.5	33.6	6	12	61	0
OPPONENTS	86	3287	38.2	32.6	7	18	74	0

PUNT RETURNS	NO	FC	YDS	AVG	LG	TD
Willie Shelby	21	4	162	7.7	30	0
Lemar Parrish	20	2	122	6.1	32	0
Tommy Casanova	10	2	45	4.5	15	0
Marvin Cobb	3	2	14	4.7	7	0
Tony Davis	0	3	0	—	—	0
BENGALS	54	13	343	6.4	32	0
OPPONENTS	41	—	323	7.9	—	1

KICKOFF RETURNS	NO	YDS	AVG	LG	TD
Willie Shelby	30	761	25.4	97t	1
Lenvil Elliott	5	98	19.6	22	0
Lemar Parrish	3	62	20.7	28	0
Archie Griffin	3	56	18.7	23	0
Ron Hunt	2	24	12.0	17	0
Tony Davis	4	21	5.3	12	0
Melvin Morgan	1	14	14.0	14	0
Stan Fritts	1	10	10.0	10	0
BENGALS	49	1046	21.3	97t	1
OPPONENTS	66	1616	24.5	—	0

FIELD GOALS	1-19	20-29	30-39	40-49	50+
Chris Bahr	1-1	6-8	2-4	3-8	2-6
BENGALS	1-1	6-8	2-4	3-8	2-6

Chris Bahr: (21G, 44N, 46N), (51G, 26G), (38B, 50N, 45B, 40N), (40G), (22N), (22G, 19G, 34N), (28G, 34G, 46N), (28N), (50N), (50G), (51N), (40G), (50N), (33G, 47G, 20G, 25G).

## USUAL STARTERS

OFFENSE	DEFENSE
WR Billy Brooks	LDE Gary Burley
LOT Rufus Mayes	LDT Bob Brown
LG John Shinnors	RDT Ron Carpenter
C Bob Johnson	RDE Coy Bacon
RG Dave Lapham	LLB Bo Harris
ROT Vernon Holland	MLB Jim LeClair
TE Bob Trumpy	RLB Reggie Williams
WR Isaac Curtis	LCB Lemar Parrish
QB Ken Anderson	RCB Ken Riley
HB Archie Griffin	LS Tommy Casanova
FB Boobie Clark	RS Marvin Cobb, Bernard Jackson

DEFENSE***	ST	AT	TT	SKS-YDS	INT-YDS	PD	FF	FR-YDS
Reggie Williams	83	23	106	2-24	1-17	7	0	0-0
Jim LeClair	81	25	106	0-0	1-9	3	1	0-0
Gary Burley	69	11	80	10-90.5	0-0	1	1	1-0
Bo Harris	54	15	69	1.5-5.5	2-(-3)	4	3	1-(-2)
Bob Brown	55	10	65	2-21	0-0	0	1	1-0
Ron Carpenter	50	15	65	5.5-54	0-0	3	0	2-0
Coy Bacon	52	10	62	22-217	0-0	2	5	2-48
Marvin Cobb	36	7	43	0-0	3-55	5	0	0-0
Lemar Parrish	36	7	43	0-0	2-0	12	0	0-0
Bernard Jackson	30	5	35	0-0	1-0	8	0	3-13
Glenn Cameron	27	6	33	0-0	0-0	1	0	0-0
Tommy Casanova	25	6	31	0-0	5-109	7	0	1-25
Ken Riley	28	2	30	0-0	9-141	14	0	2-0
Melvin Morgan	19	3	22	0-0	0-0	3	0	1-32
Chris Devlin	15	4	19	0-0	1-2	1	0	0-0
Scott Perry	14	3	17	0-0	0-0	2	0	1-0
Ron Pritchard	14	1	15	1-12	1-0	1	1	0-0
Tony Davis	9	2	11	0-0	0-0	0	0	0-0
Greg Fairchild	5	2	7	0-0	0-0	0	0	0-0
Ken Johnson	5	2	7	1-10	0-0	2	0	0-0
Bill Kollar	5	0	5	1-10	0-0	1	0	0-0
Willie Shelby	5	0	5	0-0	0-0	0	0	0-0
Bob Johnson	3	1	4	0-0	0-0	0	0	0-0
Dave Lapham	3	0	3	0-0	0-0	0	0	0-0
John McDaniel	3	0	3	0-0	0-0	0	0	0-0
Stan Fritts	2	0	2	0-0	0-0	0	0	0-0
Ron Hunt	2	0	2	0-0	0-0	0	0	0-0
Chip Myers	2	0	2	0-0	0-0	0	0	0-0
Bruce Coslet	1	1	2	0-0	0-0	0	0	0-0
Glenn Bujnoch	1	0	1	0-0	0-0	0	0	0-0
Boobie Clark	1	0	1	0-0	0-0	0	0	0-0
Lenvil Elliott	1	0	1	0-0	0-0	0	0	0-0
John Shinnors	1	0	1	0-0	0-0	0	0	0-0

BLOCKED KICKS	BP	BFG	BXP
Coy Bacon	0	1	0
Ron Carpenter	0	1	0
Melvin Morgan	0	1	0

\* NOTE: Time of possession was not recorded until 1977.

\*\* NOTE: The two-point conversion was not instituted in the NFL until 1994.

\*\*\* NOTE: It was not standard practice to separate the three types of defensive statistics — defense, special teams and miscellaneous — until 1988. Thus, the defensive statistics listed above include the combined totals of all three types. All defensive statistics above are press box statistics produced at the games.

# 1977 STATISTICS

RECORD: 8-6-0

HEAD COACH: BILL JOHNSON

DATE	W-L	SCORE	OPPONENT	ATTENDANCE
9-18-77	L	3-13	CLEVELAND	52,847
9-25-77	W	42-20	SEATTLE	45,579
10-2-77	L	3-24	at San Diego	40,352
10-9-77	W	17-7	at Green Bay	53,653
10-17-77	L	14-20	at Pittsburgh	47,950
10-23-77	L	13-24	DENVER	54,395
10-30-77	W	13-10 (OT)	HOUSTON	53,194
11-6-77	W	10-7	at Cleveland	81,932
11-13-77	L	10-42	at Minnesota	45,371
11-20-77	W	23-17	MIAMI	46,733
11-27-77	W	30-13	N.Y. GIANTS	32,705
12-4-77	W	27-7	at Kansas City	38,488
12-10-77	W	17-10	PITTSBURGH	36,133
12-18-77	L	16-21	at Houston	46,212

TEAM STATISTICS	BENGALS	OPPONENTS
TOTAL FIRST DOWNS	248	253
Rushing	110	113
Passing	112	113
Penalty	26	27
3rd Down: Made-Att.	—	—
3rd Down Pct.	—	—
4th Down: Made-Att.	—	—
4th Down Pct.	—	—
POSSESSION AVG.	(**29:40)	(**30:40)
TOTAL NET YARDS	4194	4124
Avg. Per Game	299.6	294.6
Total Plays	904	901
Avg. Per Play	4.6	4.6
NET YARDS RUSHING	1861	1897
Avg. Per Game	132.9	135.5
Total Rushes	488	525
NET YARDS PASSING	2333	2227
Avg. Per Game	166.6	159.1
Sacked-Yards Lost	31-217	25-226
Gross Yards	2550	2453
Att.-Completions	385-192	351-196
Completion Pct.	49.9	55.8
Had Intercepted	16	16
PUNTS-AVG.	70-41.3	72-37.6
Net Punting Avg.	36.7	31.9
PENALTIES-YARDS	89-859	103-788
FUMBLES-BALLS LOST	37-16	34-23
TOUCHDOWNS	26	29
Rushing	10	15
Passing	12	14
Returns	4	0

SCORE BY PERIODS	1	2	3	4	OT	PTS
BENGALS	75	71	35	54	3	238
OPPONENTS	38	97	36	64	0	235

SCORING	TD	TD-R	TD-P	TD-Rt	PAT	FG	S	PTS
Chris Bahr	0	0	0	0	25-26	19-27	0	82
Billy Brooks	4	0	4	0	—	—	0	24
Pete Johnson	4	4	0	0	—	—	0	24
Pat McNally	3	0	3	0	—	—	0	18
Ken Anderson	2	2	0	0	—	—	0	12
Isaac Curtis	2	0	2	0	—	—	0	12
Tony Davis	2	2	0	0	—	—	0	12
Reggie Williams	2	0	0	2	—	—	0	12
Glenn Bujnoch	1	1	0	0	—	—	0	6
Boobie Clark	1	1	0	0	—	—	0	6
Jim Corbett	1	0	1	0	—	—	0	6
Lenvil Elliott	1	0	1	0	—	—	0	6
Lemar Parrish	1	0	0	1	—	—	0	6
Willie Shelby	1	0	0	1	—	—	0	6
Bob Trumpy	1	0	1	0	—	—	0	6
BENGALS	26	10	12	4	25-26	19-27	0	238
OPPONENTS	29	15	14	0	26-29	11-18	1	235

Two-point conversions: (NA\*\*).

RUSHING	ATT	YDS	AVG	LG	TD
Pete Johnson	153	585	3.8	65	4
Archie Griffin	137	549	4.0	31	0
Lenvil Elliott	65	269	4.1	32	0
Boobie Clark	68	226	3.3	10t	1
Ken Anderson	26	128	4.9	17t	2
Tony Davis	27	81	3.0	13	2
Tommy Casanova	1	20	20.0	20	0
Glenn Bujnoch	1	4	4.0	4t	1
Pat McNally	1	4	4.0	4	0
Marvin Cobb	1	0	0.0	0	0
John Reaves	5	0	0.0	0	0
Jim Corbett	1	-1	-1.0	-1	0
Billy Brooks	2	-4	-2.0	4	0
BENGALS	488	1861	3.8	65	10
OPPONENTS	525	1897	3.6	38	15

RECEIVING	REC	YDS	AVG	LG	TD
Billy Brooks	39	772	19.8	94t	4
Lenvil Elliott	29	238	8.2	33	1
Archie Griffin	28	240	8.6	24	0
Isaac Curtis	20	338	16.9	54	2
Bob Trumpy	18	251	13.9	32	1
Pat McNally	17	258	15.2	43t	3
John McDaniel	12	148	12.3	31	0
Tony Davis	9	83	9.2	28	0
Jim Corbett	7	127	18.1	47t	1
Boobie Clark	7	33	4.7	11	0
Pete Johnson	5	49	9.8	21	0
Rick Walker	1	13	13.0	13	0
BENGALS	192	2550	13.3	94t	12
OPPONENTS	196	2453	12.5	82t	14

INTERCEPTIONS	NO	YDS	AVG	LG	TD
Lemar Parrish	3	95	31.7	47t	1
Reggie Williams	3	67	22.3	54t	1
Marvin Cobb	2	37	18.5	34	0
Bo Harris	2	17	8.5	10	0
Ken Riley	2	14	7.0	14	0
Jim LeClair	2	8	4.0	8	0
Tommy Casanova	1	0	0.0	0	0
Melvin Morgan	1	0	0.0	0	0
BENGALS	16	238	14.9	54t	2
OPPONENTS	16	192	12.0	41	0

PUNTING	NO	YDS	AVG	NET	TB	IN-20	LG	BLK.
Pat McNally	67	2802	41.8	36.4	3	16	67	1
Chris Bahr	2	88	44.0	47.5	0	2	45	0
BENGALS	70	2890	41.3	36.7	3	18	67	1
OPPONENTS	75	2822	37.6	31.9	5	17	63	2

PUNT RETURNS	NO	FC	YDS	AVG	LG	TD
Tony Davis	19	6	220	11.6	70	0
Willie Shelby	11	3	54	4.9	13	0
Lemar Parrish	4	0	30	7.5	11	0
Steve Holden	3	0	14	4.7	13	0
Jerry Anderson	1	0	0	0.0	0	0
Tommy Casanova	1	1	6	6.0	6	0
Marvin Cobb	1	0	4	4.0	4	0
Reggie Williams	1	0	0	0.0	0	0
BENGALS	41	10	328	8.0	70	0
OPPONENTS	38	—	260	6.8	—	0

KICKOFF RETURNS	NO	YDS	AVG	LG	TD
Willie Shelby	19	403	21.2	38	0
Archie Griffin	9	192	21.3	31	0
Jerry Anderson	8	129	16.1	21	0
Tony Davis	3	42	14.0	18	0
Steve Holden	2	42	21.0	24	0
Lenvil Elliott	1	23	23.0	23	0
Lemar Parrish	1	23	23.0	23	0
Marvin Cobb	1	15	15.0	15	0
Pete Johnson	1	11	11.0	11	0
Greg Fairchild	1	6	6.0	6	0
BENGALS	46	886	19.3	38	0
OPPONENTS	49	1029	21.4	—	0

FIELD GOALS	1-19	20-29	30-39	40-49	50+
Chris Bahr	1-1	10-11	4-8	4-6	0-1
BENGALS	1-1	10-11	4-8	4-6	0-1

Chris Bahr: (25G, 47N, 38N), (—), (35G), (36N, 32G), (—), (24G, 57N, 19G), (39N, 23G, 22G), (47G), (23G, 48N), (43G, 44G, 42G), (32G), (20G, 35G), (37N, 24N, 24G), (24G, 27G, 28G).

PASSING	ATT	CMP	YDS	CMP%	YDS/ATT	TD	TD%	INT	INT%	LG	SKD-YDS	RAT
Ken Anderson	323	166	2145	51.4	6.64	11	3.4	11	3.4	94t	28-197	69.7
John Reaves	59	24	383	40.7	6.49	0	0.0	5	8.5	40	2-17	27.6
Marvin Cobb	1	0	0	0.0	0.00	0	0.0	0	0.0	—	0-0	39.6
Archie Griffin	1	1	18	100.0	18.00	1	100.0	0	0.0	18t	1-3	158.3
Pat McNally	1	1	4	100.0	4.00	0	0.0	0	0.0	4	0-0	83.3
BENGALS	385	192	2550	49.9	6.62	12	3.1	16	4.2	94t	31-217	64.3
OPPONENTS	351	196	2453	55.8	6.99	14	4.0	16	4.6	82t	25-226	72.0

## USUAL STARTERS

OFFENSE	DEFENSE
WR Isaac Curtis	LDE Gary Burley
LOT Rufus Mayes	LDT Eddie Edwards
LG John Shinner,	RDT Wilson Whitley
Glenn Bujnoch	RDE Coy Bacon
C Bob Johnson	LLB Bo Harris
RG Dave Lapham	MLB Jim LeClair
ROT Vernon Holland	RLB Reggie Williams
TE Bob Trumpy	LCB Lemar Parrish
WR Billy Brooks	RCB Ken Riley
QB Ken Anderson	SS Tommy Casanova
HB Archie Griffin	FS Marvin Cobb
FB Pete Johnson	

DEFENSE***	ST	AT	TT	SKS-YDS	INT-YDS	PD	FF	FR-YDS
Reggie Williams	104	16	120	0.5-7.5	3-67	2	1	2-0
Jim LeClair	82	26	108	2-21	2-8	3	0	3-0
Eddie Edwards	60	11	71	4-31	0-0	1	1	1-0
Bo Harris	50	17	67	2-20.5	2-17	9	0	0-0
Gary Burley	55	11	66	8.5-71.5	0-0	1	0	1-0
Wilson Whitley	36	13	49	0-0	0-0	5	0	1-0
Ken Riley	43	3	46	0-0	2-14	11	0	1-6
Marvin Cobb	34	8	42	0-0	2-37	4	0	0-0
Jerry Anderson	35	6	41	0-0	0-0	1	1	2-0
Coy Bacon	27	9	36	5.5-45.5	0-0	3	0	2-0
Tommy Casanova	28	34	0.5-5	1-0	5	1	1	1-0
Walter Johnson	28	4	32	1-11	0-0	0	0	0-0
Lemar Parrish	25	2	27	0-0	3-95	12	0	0-0
Melvin Morgan	24	3	27	0-0	1-0	6	0	1-0
Glenn Cameron	16	6	22	0-0	0-0	0	1	0-0
Ray Phillips	15	1	16	0-0	0-0	2	1	1-0
Tony Davis	10	2	12	0-0	0-0	0	0	1-0
Jim Corbett	8	3	11	0-0	0-0	0	0	0-0
Ken Johnson	5	2	7	1-13	0-0	0	0	0-0
Scott Perry	6	0	6	0-0	0-0	0	0	0-0
Willie Shelby	6	0	6	0-0	0-0	0	0	0-0
Steve Holden	2	2	4	0-0	0-0	0	0	1-0
Bob Johnson	2	1	3	0-0	0-0	0	0	0-0
Boobie Clark	2	0	2	0-0	0-0	0	0	0-0
Lenvil Elliott	2	0	2	0-0	0-0	0	0	1-0
Archie Griffin	2	0	2	0-0	0-0	0	0	1-0
Pete Johnson	2	0	2	0-0	0-0	0	0	0-0
Billy Brooks	1	0	1	0-0	0-0	0	0	0-0
Glenn Bujnoch	1	0	1	0-0	0-0	0	0	0-0
Isaac Curtis	1	0	1	0-0	0-0	0	0	0-0
Greg Fairchild	1	0	1	0-0	0-0	0	0	0-0
John McDaniel	1	0	1	0-0	0-0	0	0	1-0
John Reaves	1	0	1	0-0	0-0	0	0	0-0
Rick Walker	1	0	1	0-0	0-0	0	0	0-0
Mike Wells	1	0	1	0-0	0-0	0	0	1-0
Pat McNally	0	0	0	0-0	0-0	0	0	1-0

BLOCKED KICKS	BP	BFG	BXP
Jim LeClair	0	0	1
Scott Perry	1	0	0
Ray Phillips	1	0	0

\* NOTE: Time of possession became an official statistic in 1977. However, the game clock at Cincinnati's Oct. 23 game vs. Denver failed, thus no time of possession was documented for that contest. Without that information, it is impossible to determine the correct time of possession averages for both Cincinnati and Denver that season. The Bengals' averages listed above include only their remaining 13 games of '77, and thus are considered incomplete and unofficial.

\*\* NOTE: The two-point conversion was not instituted in the NFL until 1994.

\*\*\* NOTE: It was not standard practice to separate the three types of defensive statistics — defense, special teams and miscellaneous — until 1988. Thus, the defensive statistics listed above include the combined totals of all three types. All defensive statistics above are press box statistics produced at the games.



# 1978 STATISTICS

RECORD: 4-12-0

**HEAD COACH:** BILL JOHNSON (GAMES 1-5; RECORD 0-5),  
HOMER RICE (GAMES 6-16; RECORD 4-7)

DATE	W-L	SCORE	OPPONENT	ATTENDANCE
9-3-78	L	23-24	KANSAS CITY	41,810
9-10-78	L	10-13 (OT)	at Cleveland	72,691
9-17-78	L	3-28	PITTSBURGH	50,260
9-24-78	L	18-20	NEW ORLEANS	40,455
10-1-78	L	12-28	at San Francisco	41,107
10-9-78	L	0-21	at Miami	54,729
10-15-78	L	3-10	NEW ENGLAND	48,699
10-22-78	L	0-5	at Buffalo	47,754
10-29-78	W	28-13	HOUSTON	50,532
11-5-78	L	13-22	at San Diego	43,639
11-13-78	L	21-34	OAKLAND	51,374
11-19-78	L	6-7	at Pittsburgh	47,578
11-26-78	L	10-17	at Houston	43,245
12-3-78	W	37-7	ATLANTA	25,336
12-11-78	W	20-19	at Los Angeles	47,471
12-17-78	W	48-16	CLEVELAND	46,985

TEAM STATISTICS	BENGALS	OPPONENTS
TOTAL FIRST DOWNS	271	269
Rushing	105	121
Passing	141	118
Penalty	25	30
3rd Down: Made-Att	—	—
3rd Down Pct.	—	—
4th Down: Made-Att	—	—
4th Down Pct.	—	—
POSSESSION AVG.	29:58	30:02
TOTAL NET YARDS	4872	4632
Avg. Per Game	304.5	289.5
Total Plays	1034	1036
Avg. Per Play	4.7	4.5
NET YARDS RUSHING	2131	2396
Avg. Per Game	133.2	149.8
Total Rushes	526	607
NET YARDS PASSING	2741	2236
Avg. Per Game	171.3	139.8
Sacked-Yards Lost	38-298	33-284
Gross Yards	3039	2520
Att.-Completions	470-250	396-193
Completion Pct.	53.2	48.7
Had Intercepted	30	20
PUNTS-AVG.	95-42.4	108-41.6
Net Punting Avg.	34.1	37.1
PENAL TIES-YARDS	110-956	123-1074
FUMBLES-BALLS LOST	36-19	36-17
TOUCHDOWNS	29	34
Rushing	10	16
Passing	14	14
Returns	5	4

SCORE BY PERIODS	1	2	3	4	OT	PTS
BENGALS	30	79	46	97	0	252
OPPONENTS	66	106	53	56	3	284

SCORING	TD	TD-R	TD-P	TD-Rt	PAT	FG	S	PTS
Chris Bahr	0	0	0	0	26-29	16-30	0	74
Pete Johnson	7	7	0	0	—	—	0	42
Don Bass	5	0	4	1	—	—	0	30
Isaac Curtis	3	0	3	0	—	—	0	18
Archie Griffin	3	0	3	0	—	—	0	18
Scott Perry	3	0	0	3	—	—	0	18
Billy Brooks	2	0	2	0	—	—	0	12
Tony Davis	2	2	0	0	—	—	0	12
Rick Walker	2	0	2	0	—	—	0	12
Ken Anderson	1	1	0	0	—	—	0	6
Dick Jauron	1	0	0	1	—	—	0	6
Gary Burley	0	0	0	0	—	—	1	2
(team)	—	—	—	—	—	—	1	2
BENGALS	29	10	14	5	26-29	16-30	2	252
OPPONENTS	34	16	14	4	30-34	16-23	1	284

Two-point conversions: (NA\*).

RUSHING	ATT	YDS	AVG	LG	TD
Pete Johnson	180	762	4.2	50t	7
Archie Griffin	132	484	3.7	30	0
Deacon Turner	84	333	4.0	65	0
Boobie Clark	40	187	4.7	20	0
Ken Anderson	29	167	5.8	16	1
Lenvil Elliott	29	75	2.6	12	0
Tony Davis	21	57	2.7	15	2
John Reaves	6	50	8.3	20	0
Tom Dinkel	1	20	20.0	20	0
Isaac Curtis	1	1	1.0	1	0
Rob Hertel	1	0	0.0	0	0
Dennis Law	1	-1	-1.0	-1	0
Don Bass	1	-4	-4.0	-4	0
BENGALS	526	2131	4.1	65	10
OPPONENTS	607	2396	3.9	70t	16

RECEIVING	REC	YDS	AVG	LG	TD
Isaac Curtis	47	737	15.7	57	3
Archie Griffin	35	284	8.1	27	3
Pete Johnson	31	236	7.6	34	0
Billy Brooks	30	506	16.9	45	2
Don Bass	27	447	16.6	51t	4
Pat McInally	15	189	12.6	49	0
Jim Corbett	12	187	15.6	51	0
Rick Walker	12	126	10.5	28	2
Lenvil Elliott	12	100	8.3	18	0
Boobie Clark	11	73	6.6	26	0
Deacon Turner	11	50	4.5	8	0
Dennis Law	5	81	16.2	20	0
Tony Davis	2	23	11.5	14	0
BENGALS	250	3039	12.2	57	14
OPPONENTS	193	2520	13.1	53	14

INTERCEPTIONS	NO	YDS	AVG	LG	TD
Dick Jauron	4	52	13.0	24t	1
Scott Perry	3	59	19.7	39t	2
Ken Riley	3	33	11.0	17	0
Louis Breeden	3	25	8.3	18	0
Melvin Morgan	1	64	64.0	64	0
Ron Shumon	1	48	48.0	48	0
Marvin Cobb	1	13	13.0	13	0
Jim LeClair	1	11	11.0	11	0
Reggie Williams	1	11	11.0	11	0
Eddie Edwards	1	2	2.0	2	0
Tom Dinkel	1	1	1.0	1	0
BENGALS	20	319	16.0	64	3
OPPONENTS	30	211	7.0	40	2

PUNTING	NO	YDS	AVG	NET	TB	IN-20	LG	BLK.
Pat McInally	91	3919	43.1	34.7	10	25	65	0
Chris Bahr	4	108	27.0	20.5	1	2	41	0
BENGALS	95	4027	42.4	34.1	11	27	65	0
OPPONENTS	108	4496	41.6	37.1	11	37	70	1

PUNT RETURNS	NO	FC	YDS	AVG	LG	TD
Dennis Law	25	4	106	4.2	17	0
Tony Davis	22	8	130	5.9	12	0
Louis Breeden	6	1	-12	-2.0	1	0
Don Bass	3	0	8	2.7	7	0
Dick Jauron	3	2	32	10.7	15	0
BENGALS	59	15	264	4.5	17	0
OPPONENTS	58	—	564	9.7	—	0

KICKOFF RETURNS	NO	YDS	AVG	LG	TD
Ray Griffin	37	787	21.3	39	0
Don Bass	7	138	19.7	33	0
Archie Griffin	4	94	23.5	26	0
Tony Davis	3	51	17.0	21	0
Dennis Law	2	30	15.0	17	0
Deacon Turner	1	24	24.0	24	0
Jim Corbett	1	15	15.0	15	0
Louis Breeden	1	12	12.0	12	0
Boobie Clark	1	11	11.0	11	0
Ted Vincent	1	2	2.0	2	0
BENGALS	58	1164	20.1	39	0
OPPONENTS	49	1105	22.6	—	0

FIELD GOALS	1-19	20-29	30-39	40-49	50+
Chris Bahr	0-0	5-7	4-8	6-12	1-3
BENGALS	0-0	5-7	4-8	6-12	1-3

**Chris Bahr:** (42G), (30B, 37N, 37G), (50N, 33G), (47N, 42G, 22G, 20G), (46G), (29B), (25N, 52G, 44N, 51N), (—), (45N), (49N), (—), (48N, 29G, 48G), (38N, 34G), (46N, 32G), (24G, 37B, 42G), (23G, 49G).

PASSING	ATT	CMP	YDS	CMP%	YDS/ATT	TD	TD%	INT	INT%	LG	SKD-YDS	RAT
Ken Anderson	319	173	2219	54.2	6.96	10	3.1	22	6.9	57	30-237	58.0
John Reaves	144	74	790	51.4	5.49	3	2.1	8	5.6	51t	8-61	51.6
Rob Hertel	4	1	9	25.0	2.25	0	0.0	0	0.0	9	0-0	39.6
Archie Griffin	3	2	21	66.7	7.00	1	33.3	0	0.0	18	0-0	126.4
BENGALS	470	250	3039	53.2	6.47	14	3.0	30	6.4	57	38-298	56.7
OPPONENTS	396	193	2520	48.7	6.36	14	3.5	20	5.1	53	33-284	60.0

## USUAL STARTERS

OFFENSE	DEFENSE
WR Isaac Curtis	LDE Gary Burley
LOT Mike Wilson	LDT Wilson Whitley
Rufus Mayes	RDT Eddie Edwards
LG Glenn Bujnoch	RDE Ross Browner
C Blair Bush	LLB Glenn Cameron
RG Dave Lapham	MLB Jim LeClair
ROT Vernon Holland	RLB Reggie Williams
TE Don Bass	LCB Louis Breeden
WR Billy Brooks	RCB Ken Riley
QB Ken Anderson	SS Marvin Cobb
HB Archie Griffin	FS Scott Perry
Deacon Turner	
FB Pete Johnson,	
Boobie Clark	

DEFENSE**	ST	AT	TT	SKS-YDS	INT-YDS	PD	FF	FR-YDS
Jim LeClair	91	27	118	2-22	1-11	2	1	0-0
Glenn Cameron	63	30	93	3-23	0-0	4	0	0-0
Reggie Williams	69	17	86	3-20	1-11	10	1	1-30
Gary Burley	63	19	82	4-29	0-0	2	2	0-0
Louis Breeden	60	9	69	1-4	3-25	12	0	0-0
Ross Browner	53	16	69	6.5-73.5	0-0	2	2	3-21
Marvin Cobb	50	12	62	0-0	1-13	12	0	0-0
Wilson Whitley	43	15	58	3-30	0-0	2	0	2-10
Eddie Edwards	45	12	57	5.5-39.5	1-2	0	0	2-0
Tom Dinkel	30	11	41	2-16	1-1	1	1	3-0
Dick Jauron	29	12	41	1-15	4-52	4	0	0-0
Scott Perry	35	14	49	0-0	3-59	8	0	1-0
Ken Riley	26	2	28	0-0	3-33	11	0	1-0
Tom DePaso	15	5	20	0-0	0-0	0	1	0-0
Melvin Morgan	14	6	20	0-0	1-64	3	1	0-0
Ron Shumon	6	5	11	0-0	1-48	0	0	0-0
Boobie Clark	10	0	10	0-0	0-0	0	0	0-0
Jim Corbett	9	1	10	0-0	0-0	0	0	0-0
Ted Vincent	6	4	10	0-0	0-0	1	0	0-0
Ray Griffin	9	0	9	0-0	0-0	0	0	1-0
Tony Davis	8	1	9	0-0	0-0	0	0	0-0
Bo Harris	7	0	7	2-12	0-0	2	0	1-0
Blair Bush	6	1	7	0-0	0-0	0	0	0-0
Chris Devlin	3	3	6	0-0	0-0	0	0	0-0
Tom Ruud	5	0	5	0-0	0-0	0	0	0-0
Don Bass	4	0	4	0-0	0-0	0	0	1-0
Lenvil Elliott	3	0	3	0-0	0-0	0	0	0-0
Ray Phillips	3	0	3	0-0	0-0	0	0	0-0
Dave Purefory	3	0	3	0-0	0-0	0	0	0-0
Archie Griffin	2	0	2	0-0	0-0	0	0	0-0
Bob Johnson	2	0	2	0-0	0-0	0	0	1-0
Dave Lapham	2	0	2	0-0	0-0	0	0	0-0
Dennis Law	2	0	2	0-0	0-0	0	0	0-0
Chris Bahr	1	1	2	0-0	0-0	0	0	0-0
Isaac Curtis	1	0	1	0-0	0-0	0	0	0-0
Pat McInally	1	0	1	0-0	0-0	0	0	0-0
Deacon Turner	0	1	1	0-0	0-0	0	0	0-0

BLOCKED KICKS	BP	BFG	BXP
Scott Perry	1	0	0

\* NOTE: The two-point conversion was not instituted in the NFL until 1994.

\*\* NOTE: It was not standard practice to separate the three types of defensive statistics — defense, special teams and miscellaneous — until 1988. Thus, the defensive statistics listed above include the combined totals of all three types. All defensive statistics above are press box statistics produced at the games.

# 1979 STATISTICS

RECORD: 4-12-0

## HEAD COACH: HOMER RICE

DATE	W-L	SCORE	OPPONENT	ATTENDANCE
9-2-79	L	0-10	at Denver	74,788
9-9-79	L	24-51	at Buffalo	43,504
9-16-79	L	14-20	NEW ENGLAND	41,805
9-23-79	L	27-30 (OT)	HOUSTON	45,615
9-30-79	L	13-38	at Dallas	63,179
10-7-79	L	7-10	KANSAS CITY	40,041
10-14-79	W	34-10	PITTSBURGH	52,381
10-21-79	L	27-28	at Cleveland	75,119
10-28-79	W	37-13	PHILADELPHIA	42,036
11-4-79	L	28-38	at Baltimore	37,740
11-11-79	L	24-26	SAN DIEGO	40,782
11-18-79	L	21-42	at Houston	49,829
11-25-79	W	34-28	ST. LOUIS	25,103
12-2-79	L	17-37	at Pittsburgh	46,521
12-9-79	L	14-28	at Washington	52,882
12-16-79	W	16-12	CLEVELAND	42,183

TEAM STATISTICS	BENGALS	OPPONENTS
TOTAL FIRST DOWNS	289	334
Rushing	138	133
Passing	131	175
Penalty	20	26
3rd Down: Made-Att.	—	—
3rd Down Pct.	—	—
4th Down: Made-Att.	—	—
4th Down Pct.	—	—
POSSESSION AVG.	30:48	29:12
TOTAL NET YARDS	4639	5911
Avg. Per Game	289.9	369.4
Total Plays	1049	1052
Avg. Per Play	4.4	5.6
NET YARDS RUSHING	2329	2219
Avg. Per Game	145.6	138.7
Total Rushes	560	528
NET YARDS PASSING	2310	3692
Avg. Per Game	144.4	230.8
Sacked-Yards Lost	63-511	32-216
Gross Yards	2821	3908
Att.-Completions	426-228	492-275
Completion Pct.	53.5	55.9
Had Intercepted	15	20
PUNTS-AVG.	91-40.4	71-39.6
Net Punting Avg.	34.2	33.5
PENALTIES-YARDS	88-744	101-871
FUMBLES-BALLS LOST	24-14	39-24
TOUCHDOWNS	43	52
Rushing	23	22
Passing	17	27
Returns	3	3

SCORE BY PERIODS	1	2	3	4	OT	PTS
BENGALS	83	115	75	64	0	337
OPPONENTS	57	140	106	115	3	421

SCORING	TD	TD-R	TD-P	TD-Rt	PAT	FG	S	PTS
Pete Johnson	15	14	1	0	—	—	0	90
Chris Bahr	0	0	0	0	40-42	13-23	0	79
Isaac Curtis	8	0	8	0	—	—	0	48
Jack Thompson	5	5	0	0	—	—	0	30
Don Bass	3	0	3	0	—	—	0	18
Ken Anderson	2	2	0	0	—	—	0	12
Archie Griffin	2	0	2	0	—	—	0	12
Charles Alexander	1	1	0	0	—	—	0	6
Billy Brooks	1	0	1	0	—	—	0	6
Ray Griffin	1	0	0	1	—	—	0	6
Howie Kurnick	1	0	0	1	—	—	0	6
Jim LeClair	1	0	0	1	—	—	0	6
Dan Ross	1	0	1	0	—	—	0	6
Deacon Turner	1	1	0	0	—	—	0	6
Rick Walker	1	0	1	0	—	—	0	6
BENGALS	43	23	17	3	40-43	13-23	0	337
OPPONENTS	52	22	27	3	49-52	20-27	0	421

Two-point conversions: (NA\*).

PASSING	ATT	CMP	YDS	CMP%	YDS/ATT	TD	TD%	INT	INT%	LG	SKD-YDS	RAT
Ken Anderson	339	189	2340	55.8	6.90	16	4.7	10	2.9	73t	46-324	80.7
Jack Thompson	87	39	481	44.8	5.53	1	1.1	5	5.7	50	16-178	42.4
Steve Kreider	0	0	0	—	—	0	—	0	—	—	1-9	—
BENGALS	426	228	2821	53.5	6.62	17	4.0	15	3.5	73t	63-511	72.9
OPPONENTS	492	275	3908	55.9	7.94	27	5.5	20	4.1	59	32-216	83.1

RUSHING	ATT	YDS	AVG	LG	TD
Pete Johnson	243	865	3.6	35t	14
Archie Griffin	140	688	4.9	63	0
Charles Alexander	88	286	3.3	17	1
Ken Anderson	28	235	8.4	21	2
Jack Thompson	21	116	5.5	21	5
Deacon Turner	28	86	3.1	10	1
Don Bass	4	35	8.8	14	0
Pat McNally	1	18	18.0	18	0
Tom Dinkel	2	14	7.0	9	0
Steve Kreider	2	0	0.0	0	0
Nathan Poole	1	-3	-3.0	-3	0
Isaac Curtis	2	-11	-5.5	-4	0
BENGALS	560	2329	4.2	63	23
OPPONENTS	528	2219	4.2	36	22

RECEIVING	REC	YDS	AVG	LG	TD
Don Bass	58	724	12.5	50	3
Archie Griffin	43	417	9.7	52t	2
Dan Ross	41	516	12.6	41	1
Isaac Curtis	32	605	18.9	67t	8
Pete Johnson	24	154	6.4	15t	1
Charles Alexander	11	91	8.3	13	0
Billy Brooks	8	214	26.8	73t	1
Jim Corbett	3	34	11.3	15	0
Steve Kreider	3	20	6.7	8	0
Deacon Turner	2	18	9.0	10	0
Pat McNally	1	24	24.0	24	0
Rick Walker	1	14	14.0	14t	1
Nathan Poole	1	-10	-10.0	-10	0
BENGALS	228	2821	12.4	73t	17
OPPONENTS	275	3908	14.2	59	27

INTERCEPTIONS	NO	YDS	AVG	LG	TD
Dick Jauron	6	41	6.8	12	0
Ray Griffin	4	167	41.8	96t	1
Marvin Cobb	3	19	6.3	14	0
Reggie Williams	2	5	2.5	3	0
Jim Browner	1	15	15.0	15	0
Scott Perry	1	11	11.0	11	0
Wilson Whitley	1	2	2.0	2	0
Jim LeClair	1	0	0.0	0	0
Ken Riley	1	0	0.0	0	0
BENGALS	20	260	13.0	96t	1
OPPONENTS	15	305	20.3	68	2

PUNTING	NO	YDS	AVG	NET	TB	IN-20	LG	BLK.
Pat McNally	89	3678	41.3	34.2	12	19	61	2
BENGALS	91	3678	40.4	34.2	12	19	61	2
OPPONENTS	71	2812	39.6	33.5	6	18	56	0

PUNT RETURNS	NO	FC	YDS	AVG	LG	TD
Vaughn Lusby	32	4	260	8.1	40	0
Mike Levenseller	8	2	46	5.8	21	0
Scott Burk	1	1	0	0.0	0	0
Dick Jauron	1	2	10	10.0	10	0
BENGALS	42	9	316	7.5	40	0
OPPONENTS	48	—	325	6.8	—	0

KICKOFF RETURNS	NO	YDS	AVG	LG	TD
Deacon Turner	55	1149	20.9	36	0
Nathan Poole	7	128	18.3	24	0
Vaughn Lusby	6	92	15.3	28	0
Jim Browner	6	87	14.5	26	0
Howie Kurnick	4	60	15.0	20	0
Ross Browner	2	29	14.5	15	0
Ray Griffin	1	15	15.0	15	0
BENGALS	81	1560	19.3	36	0
OPPONENTS	63	1258	20.0	—	0

FIELD GOALS	1-19	20-29	30-39	40-49	50+
Chris Bahr	0-0	4-6	3-7	4-8	2-2
BENGALS	0-0	4-6	3-7	4-8	2-2

Chris Bahr: (—), (24G), (37N), (48N, 55G, 32N, 52G), (48G, 38G), (43N), (49N), (25N), (24G, 24G, 43G), (38N), (28G), (—), (38G, 33G, 27N), (37N, 46G), (—), (43G, 46N).

## USUAL STARTERS

OFFENSE	DEFENSE
WR Don Bass	LDE Gary Burley
LOT Mike Wilson	LDT Eddie Edwards
LG Glenn Bujnoch	RDT Wilson Whitley
C Blair Bush	RDE Ross Browner
RG Dave Lapham	LLB Bo Harris
ROT Vernon Holland	MLB Jim LeClair
TE Dan Ross	RLB Reggie Williams
WR Isaac Curtis	LCB Louis Breeden
QB Ken Anderson	RCB Ken Riley
HB Archie Griffin	SS Marvin Cobb
FB Pete Johnson	FS Dick Jauron

DEFENSE**	ST	AT	TT	SKS-YDS	INT-YDS	PD	FF	FR-YDS
Jim LeClair	92	46	138	0-0	1-0	5	0	1-27
Reggie Williams	66	25	91	3-16	2-5	5	2	1-0
Bo Harris	59	18	77	4-33	0-0	4	1	0-0
Dick Jauron	55	18	73	0-0	6-41	5	2	3-0
Marvin Cobb	50	17	67	0-0	3-19	7	0	0-0
Gary Burley	56	10	66	5-40	0-0	2	0	0-0
Ross Browner	48	16	64	6-36.5	0-0	2	1	2-0
Jim Browner	48	13	61	0-0	1-15	4	2	1-0
Eddie Edwards	40	15	55	4.5-40	0-0	2	0	2-0
Wilson Whitley	32	11	43	3.5-19.5	1-2	3	1	2-0
Ken Riley	33	9	42	0-0	1-0	13	0	3-31
Tom Dinkel	31	11	42	1-1	0-0	1	0	0-0
Glenn Cameron	29	12	41	0-0	0-0	1	0	0-0
Scott Perry	23	9	32	0-0	1-11	3	0	0-0
Ray Griffin	30	1	31	0-0	4-167	6	0	1-0
Mike White	20	8	28	2-16	0-0	0	0	0-0
Louis Breeden	17	5	22	0-0	0-0	5	0	0-0
Mack Mitchell	13	7	20	3-14	0-0	1	0	0-0
Tom Ruud	14	5	19	0-0	0-0	0	0	0-0
Howie Kurnick	16	1	17	0-0	0-0	0	2	2-38
Mike Levenseller	14	2	16	0-0	0-0	0	0	2-0
Vaughn Lusby	11	1	12	0-0	0-0	0	1	2-0
Scott Burk	4	1	5	0-0	0-0	0	0	1-0
Nathan Poole	4	1	5	0-0	0-0	0	0	1-0
Jim Corbett	3	0	3	0-0	0-0	0	0	0-0
Rick Walker	3	0	3	0-0	0-0	0	0	0-0
Mike Wilson	2	0	2	0-0	0-0	0	0	0-0
Charles Alexander	1	0	1	0-0	0-0	0	0	0-0
Chris Bahr	1	0	1	0-0	0-0	0	0	0-0
Blair Bush	1	0	1	0-0	0-0	0	0	0-0
Isaac Curtis	1	0	1	0-0	0-0	0	0	0-0
Pete Johnson	1	0	1	0-0	0-0	0	0	0-0
Dave Lapham	1	0	1	0-0	0-0	0	0	0-0
Max Montoya	1	0	1	0-0	0-0	0	0	0-0

BLOCKED KICKS	BP	BFG	BXP
Gary Burley	0	1	0
Marvin Cobb	0	1	0

\* NOTE: The two-point conversion was not instituted in the NFL until 1994.

\*\* NOTE: It was not standard practice to separate the three types of defensive statistics — defense, special teams and miscellaneous — until 1988. Thus, the defensive statistics listed above include the combined totals of all three types. All defensive statistics above are press box statistics produced at the games.

# 1980 STATISTICS

RECORD: 6-10-0

HEAD COACH: FORREST GREGG

DATE	W-L	SCORE	OPPONENT	ATTENDANCE
9-7-80	L	12-17	TAMPA BAY	43,211
9-14-80	L	16-17	at Miami	38,322
9-21-80	W	30-28	PITTSBURGH	52,490
9-28-80	L	10-13	HOUSTON	50,413
10-5-80	L	9-14	at Green Bay	55,006
10-12-80	W	17-16	at Pittsburgh	53,668
10-19-80	W	14-0	MINNESOTA	44,487
10-26-80	L	3-23	at Houston	49,189
11-2-80	L	14-31	SAN DIEGO	46,406
11-9-80	L	17-28	at Oakland	44,132
11-16-80	L	0-14	BUFFALO	40,836
11-23-80	L	7-31	at Cleveland	79,253
11-30-80	W	20-6	at Kansas City	41,594
12-7-80	W	34-33	BALTIMORE	35,651
12-14-80	W	17-14 (OT)	at Chicago	48,808
12-21-80	L	24-27	CLEVELAND	50,058

TEAM STATISTICS	BENGALS	OPPONENTS
TOTAL FIRST DOWNS	283	286
Rushing	111	111
Passing	147	154
Penalty	25	21
3rd Down: Made-Att.	—	—
3rd Down Pct.	—	—
4th Down: Made-Att.	—	—
4th Down Pct.	—	—
POSSESSION AVG.	30:57	29:03
TOTAL NET YARDS	4884	4804
Avg. Per Game	305.3	300.3
Total Plays	1060	995
Avg. Per Play	4.6	4.8
NET YARDS RUSHING	2069	1680
Avg. Per Game	129.3	105.0
Total Rushes	513	469
NET YARDS PASSING	2815	3124
Avg. Per Game	175.9	195.3
Sacked-Yards Lost	37-287	35-302
Gross Yards	3102	3426
Att.-Completions	510-281	491-284
Completion Pct.	55.1	57.8
Had Intercepted	25	20
PUNTS-AVG.	87-39.7	72-38.5
Net Punting Avg.	31.3	33.3
PENALTIES-YARDS	118-949	106-809
FUMBLES-BALLS LOST	22-8	44-22
TOUCHDOWNS	28	38
Rushing	9	13
Passing	17	22
Returns	2	3

SCORE BY PERIODS	1	2	3	4	OT	PTS
BENGALS	80	65	30	66	3	244
OPPONENTS	17	109	85	101	0	312

SCORING	TD	TD-R	TD-P	TD-Rt	PAT	FG	S	PTS
Ian Sunter	0	0	0	0	15-15	11-20	0	48
Pete Johnson	7	6	1	0	—	—	0	42
Don Bass	6	0	6	0	—	—	0	36
Dan Ross	4	0	4	0	—	—	0	24
Jim Breech	0	0	0	0	11-12	4-7	0	23
Isaac Curtis	3	0	3	0	—	—	0	18
Charles Alexander	2	2	0	0	—	—	0	12
Ray Griffin	2	0	0	2	—	—	0	12
Pat McNally	2	0	2	0	—	—	0	12
Jack Thompson	1	1	0	0	—	—	0	6
Deacon Turner	1	0	1	0	—	—	0	6
Reggie Williams	0	0	0	0	—	—	1	2
Sandro Vitiello	0	0	0	0	1-1	0-2	0	1
(team)	—	—	—	—	—	—	1	2
BENGALS	28	9	17	2	27-28	15-29	2	244
OPPONENTS	38	13	22	3	36-38	16-27	0	312

Two-point conversions: (NA\*).

RUSHING	ATT	YDS	AVG	LG	TD
Pete Johnson	186	747	4.0	57t	6
Charles Alexander	169	702	4.2	37	2
Archie Griffin	85	260	3.1	14	0
Deacon Turner	30	130	4.3	24	0
Ken Anderson	16	122	7.6	20	0
Jack Thompson	18	84	4.7	15	1
Cleotha Montgomery	1	12	12.0	12	0
Mike Levenseller	1	6	6.0	6	0
Nathan Poole	5	6	1.2	7	0
M.L. Harris	1	0	0.0	0	0
Pat McNally	1	0	0.0	0	0
BENGALS	513	2069	4.0	57t	9
OPPONENTS	469	1680	3.6	55t	13

RECEIVING	REC	YDS	AVG	LG	TD
Dan Ross	56	724	12.9	37	4
Isaac Curtis	43	610	14.2	67t	3
Charles Alexander	36	192	5.3	23	0
Don Bass	32	409	12.8	55t	6
Archie Griffin	28	196	7.0	19	0
Pete Johnson	21	172	8.2	28t	1
Pat McNally	18	269	14.9	59t	2
Steve Kreider	17	272	16.0	30	0
Deacon Turner	12	73	6.1	15t	1
M.L. Harris	10	137	13.7	26	0
Jim Corbett	3	28	9.3	12	0
Mike Levenseller	2	30	15.0	22	0
Nathan Poole	2	-4	-2.0	3	0
Anthony Munoz	1	-6	-6.0	-6	0
BENGALS	281	3102	11.0	67t	17
OPPONENTS	284	3426	12.1	68t	22

INTERCEPTIONS	NO	YDS	AVG	LG	TD
Louis Breedon	7	91	13.0	29	0
Glenn Cameron	3	43	14.3	27	0
Ken Riley	3	9	3.0	9	0
Ray Griffin	2	80	40.0	52t	2
Reggie Williams	2	8	4.0	8	0
Dick Jauron	1	11	11.0	11	0
Bryan Hicks	1	8	8.0	8	0
Greg Bright	1	5	5.0	5	0
BENGALS	20	255	12.8	52t	2
OPPONENTS	25	351	14.0	47	0

PUNTING	NO	YDS	AVG	NET	TB	IN-20	LG	BLK.
Pat McNally	83	3390	40.8	31.5	12	21	61	2
Jim Breech	2	67	33.5	22.5	1	1	37	0
BENGALS	87	3457	39.7	31.3	13	22	61	2
OPPONENTS	72	2773	38.5	33.3	6	16	57	0

PUNT RETURNS	NO	FC	YDS	AVG	LG	TD
Cleotha Montgomery	31	7	223	7.2	42	0
Jo-Jo Heath	6	1	29	4.8	11	0
Greg Bright	1	0	0	0.0	0	0
Reggie Williams	1	0	0	0.0	0	0
BENGALS	39	8	252	6.5	42	0
OPPONENTS	46	—	478	10.4	—	0

KICKOFF RETURNS	NO	YDS	AVG	LG	TD
Cleotha Montgomery	44	843	19.2	40	0
Deacon Turner	9	173	19.2	31	0
Bryan Hicks	5	87	17.4	21	0
Jo-Jo Heath	3	51	17.0	21	0
Steve Kreider	1	19	19.0	19	0
Jim Browner	2	10	5.0	10	0
Nathan Poole	1	8	8.0	8	0
Ron Simpkins	3	8	2.7	8	0
BENGALS	68	1199	17.6	40	0
OPPONENTS	57	1180	20.7	—	1

FIELD GOALS	1-19	20-29	30-39	40-49	50+
Ian Sunter	0-0	7-7	3-7	1-5	0-1
Jim Breech	0-0	2-2	1-2	1-3	0-0
Sandro Vitiello	0-0	0-0	0-2	0-0	0-0
BENGALS	0-0	9-9	4-11	2-8	0-1

Ian Sunter: (35G), (48N, 46N), (32N, 21G, 42G, 27G), (26G), (20G, 31G, 34G), (24G, 52N, 38N), (33N), (23G, 43N), (35N), (29G, 43N), (—), (—), (—), (—), (—), (—).

Sandro Vitiello: (—), (—), (—), (—), (—), (—), (—), (—), (—), (—), (—), (30B, 33N), (—), (—), (—), (—).

Jim Breech: (—), (—), (—), (—), (—), (—), (—), (—), (—), (—), (—), (—), (47N), (21G, 32G), (28G, 45N), (33N, 42G).

PASSING	ATT	CMP	YDS	CMP%	YDS/ATT	TD	TD%	INT	INT%	LG	SKD-YDS	RAT
Ken Anderson	275	166	1778	60.4	6.47	6	2.2	13	4.7	67t	24-174	66.9
Jack Thompson	234	115	1324	49.1	5.66	11	4.7	12	5.1	59t	13-113	60.9
Steve Kreider	1	0	0	0.0	0.00	0	0.0	0	0.0	—	0-0	39.6
BENGALS	510	281	3102	55.1	6.08	17	3.3	25	4.9	67t	37-287	64.0
OPPONENTS	491	284	3426	57.8	6.98	22	4.5	20	4.1	68t	35-302	77.3

## USUAL STARTERS

OFFENSE	DEFENSE
WR Don Bass	LDE Eddie Edwards
LOT Anthony Munoz	NT Wilson Whitley
LG Glenn Bujnoch	RDE Ross Browner
C Blair Bush	LOLB Tom Dinkel,
RG Max Montoya	Bo Harris
ROT Mike Wilson	LILB Jim LeClair
TE Dan Ross	RILB Glenn Cameron
WR Isaac Curtis	ROLB Reggie Williams
QB Ken Anderson	LCB Ray Griffin
HB Charles Alexander,	RCB Ken Riley
Archie Griffin	SS Greg Bright
Pete Johnson,	FS Dick Jauron
Charles Alexander	

DEFENSE**	ST	AT	TT	SKS-YDS	INT-YDS	PD	FF	FR-YDS
Jim LeClair	74	24	98	0-0	0-0	7	0	1-0
Glenn Cameron	74	12	86	0-0	3-43	2	2	1-0
Reggie Williams	64	16	80	2-22	2-8	3	0	1-0
Tom Dinkel	49	14	63	1-11	0-0	2	0	3-0
Ray Griffin	50	8	58	0-0	2-80	8	1	2-14
Ross Browner	47	11	58	8-74	0-0	5	0	1-0
Bo Harris	44	11	55	2-11	0-0	3	2	2-15
Ken Riley	51	3	54	0-0	3-9	14	0	1-0
Bryan Hicks	46	6	52	1-10	1-8	4	1	1-0
Dick Jauron	40	9	49	0-0	1-11	3	1	1-0
Greg Bright	37	10	47	1-10	1-5	2	1	3-0
Eddie Edwards	42	1	43	12-105	0-0	1	0	1-0
Louis Breedon	38	0	38	0-0	7-91	12	0	0-0
Ron Simpkins	26	10	36	1-0	0-0	2	1	1-0
Wilson Whitley	25	7	32	2-16	0-0	0	0	0-0
Rick Razzano	11	4	15	0-0	0-0	0	0	1-0
Nathan Poole	10	1	11	0-0	0-0	0	1	1-0
Mike St. Clair	10	1	11	5-43	0-0	0	0	0-0
Gary Burley	9	0	9	0-0	0-0	1	0	0-0
Mike Levenseller	7	1	8	0-0	0-0	0	0	0-0
M.L. Harris	7	0	7	0-0	0-0	0	0	0-0
Mike White	6	1	7	0-0	0-0	0	0	0-0
Andrew Melontree	6	0	6	0-0	0-0	0	0	1-0
Blair Bush	4	1	5	0-0	0-0	0	0	0-0
Rod Horn	3	1	4	0-0	0-0	1	0	0-0
Jo-Jo Heath	3	0	3	0-0	0-0	1	0	0-0
Mike Wilson	3	0	3	0-0	0-0	0	0	0-0
Shafer Suggs	2	1	3	0-0	0-0	0	0	0-0
Jim Breech	2	0	2	0-0	0-0	0	0	0-0
Jim Browner	2	0	2	0-0	0-0	1	0	0-0
Bill Glass	2	0	2	0-0	0-0	0	0	0-0
Blake Moore	2	0	2	0-0	0-0	0	0	0-0
Anthony Munoz	2	0	2	0-0	0-0	0	0	0-0
Dan Ross	2	0	2	0-0	0-0	0	0	0-0
Charles Alexander	1	0	1	0-0	0-0	0	0	0-0
Glenn Bujnoch	1	0	1	0-0	0-0	0	0	0-0
Jim Corbett	1	0	1	0-0	0-0	0	0	0-0
Isaac Curtis	1	0	1	0-0	0-0	0	0	0-0
Archie Griffin	1	0	1	0-0	0-0	0	0	0-0
Dave Lapham	1	0	1	0-0	0-0	0	0	0-0
Cleotha Montgomery	1	0	1	0-0	0-0	0	0	0-0
Max Montoya	1	0	1	0-0	0-0	0	0	0-0
Jack Thompson	1	0	1	0-0	0-0	0	0	0-0

BLOCKED KICKS	BP	BFG	BXP
Bill Glass	0	1	0
Mike White	0	1	1

\* NOTE: The two-point conversion was not instituted in the NFL until 1994.

\*\* NOTE: It was not standard practice to separate the three types of defensive statistics — defense, special teams and miscellaneous — until 1988. Thus, the defensive statistics listed above include the combined totals of all three types. All defensive statistics above are press box statistics produced at the games.

# 1981 STATISTICS

RECORD: 12-4-0

## HEAD COACH: FORREST GREGG

(BENGALS WON AFC CENTRAL DIVISION; SEE POSTSEASON PORTION OF TEAM HISTORY SECTION FOR POSTSEASON STATS)

DATE	W-L	SCORE	OPPONENT	ATTENDANCE
9-6-81	W	27-21	SEATTLE	41,177
9-13-81	W	31-30	at N.Y. Jets	49,454
9-20-81	L	17-20	CLEVELAND	52,170
9-27-81	W	27-24 (OT)	BUFFALO	46,418
10-4-81	L	10-17	at Houston	44,350
10-11-81	W	41-19	at Baltimore	33,060
10-18-81	W	34-7	PITTSBURGH	57,090
10-25-81	L	7-17	at New Orleans	46,336
11-1-81	W	34-21	HOUSTON	54,736
11-8-81	W	40-17	at San Diego	51,259
11-15-81	W	24-10	LOS ANGELES	56,836
11-22-81	W	38-21	DENVER	57,207
11-29-81	W	41-21	at Cleveland	75,186
12-6-81	L	3-21	SAN FRANCISCO	56,796
12-13-81	W	17-10	at Pittsburgh	50,623
12-20-81	W	30-28	at Atlanta	35,972

TEAM STATISTICS	BENGALS	OPPONENTS
TOTAL FIRST DOWNS.....	361	324
Rushing.....	124	126
Passing.....	210	167
Penalty.....	27	31
3rd Down: Made-Att.....	100-221	96-226
3rd Down Pct.....	45.2	42.5
4th Down: Made-Att.....	—	—
4th Down Pct.....	—	—
POSSESSION AVG.....	30:52	29:08
TOTAL NET YARDS.....	5968	5289
Avg. Per Game.....	373.0	330.6
Total Plays.....	1078	1055
Avg. Per Play.....	5.5	5.0
NET YARDS RUSHING.....	1973	1881
Avg. Per Game.....	123.3	117.6
Total Rushes.....	493	465
NET YARDS PASSING.....	3995	3408
Avg. Per Game.....	249.7	213.0
Sacked-Yards Lost.....	35-205	42-349
Gross Yards.....	4200	3757
Att.-Completions.....	550-332	548-316
Completion Pct.....	60.4	57.7
Had Intercepted.....	12	19
PUNTS-AVG.....	73-44.8	81-40.3
Net Punting Avg.....	36.1	34.1
PENALTIES-YARDS.....	109-896	104-787
FUMBLES-BALLS LOST.....	25-12	32-18
TOUCHDOWNS.....	51	38
Rushing.....	19	12
Passing.....	30	24
Returns.....	2	2

SCORE BY PERIODS	1	2	3	4	OT	PTS
BENGALS.....	74	150	58	136	3	421
OPPONENTS.....	38	111	17	138	0	304

SCORING	TD	TD-R	TD-P	TD-Rt	PAT	FG	S	PTS
Jim Breech.....	0	0	0	0	49-51	22-32	0	115
Pete Johnson.....	16	12	4	0	—	—	0	96
Cris Collinsworth.....	8	0	8	0	—	—	0	48
Steve Kreider.....	5	0	5	0	—	—	0	30
Dan Ross.....	5	0	5	0	—	—	0	30
Archie Griffin.....	4	3	1	0	—	—	0	24
Charles Alexander.....	3	2	1	0	—	—	0	18
Isaac Curtis.....	2	0	2	0	—	—	0	12
M.L. Harris.....	2	0	2	0	—	—	0	12
David Verser.....	2	0	2	0	—	—	0	12
Ken Anderson.....	1	1	0	0	—	—	0	6
Louis Breeden.....	1	0	0	1	—	—	0	6
Jim Hargrove.....	1	1	0	0	—	—	0	6
Mike St. Clair.....	1	0	0	1	—	—	0	6
BENGALS.....	51	19	30	2	49-51	22-32	0	421
OPPONENTS.....	38	12	24	2	38-38	12-21	1	304

Two-point conversions: (NA)\*.

PASSING	ATT	CMP	YDS	CMP%	YDS/ATT	TD	TD%	INT	INT%	LG	SKD-YDS	RAT
Ken Anderson.....	479	300	3754	62.6	7.84	29	6.1	10	2.1	74t	25-140	98.4
Jack Thompson.....	49	21	267	42.9	5.45	1	2.0	2	4.1	21	7-61	50.3
Turk Schonert.....	19	10	166	52.6	8.74	0	0.0	0	0.0	36	3-4	82.3
Steve Kreider.....	3	1	13	33.3	4.33	0	0.0	0	0.0	13	0-0	47.9
BENGALS.....	550	332	4200	60.4	7.64	30	5.5	12	2.2	74t	35-205	93.3
OPPONENTS.....	548	316	3757	57.7	6.86	24	4.4	19	3.5	65t	42-349	78.9

RUSHING	ATT	YDS	AVG	LG	TD
Pete Johnson.....	274	1077	3.9	39t	12
Ken Anderson.....	46	320	7.0	25	1
Charles Alexander.....	98	292	3.0	16	2
Archie Griffin.....	47	163	3.5	23	3
Jim Hargrove.....	16	66	4.1	27	1
Turk Schonert.....	7	41	5.9	19	1
Steve Kreider.....	1	21	21.0	21	0
David Verser.....	2	11	5.5	9	0
Don Bass.....	1	9	9.0	9	0
Pat McNally.....	1	-27	-27.0	-27	0
BENGALS.....	493	1973	4.0	39t	19
OPPONENTS.....	465	1881	4.0	43	12

RECEIVING	REC	YDS	AVG	LG	TD
Dan Ross.....	71	910	12.8	37	5
Cris Collinsworth.....	67	1009	15.1	74t	8
Pete Johnson.....	46	320	7.0	33	4
Isaac Curtis.....	37	609	16.5	68	2
Steve Kreider.....	37	520	14.1	46	5
Charles Alexander.....	28	262	9.4	65t	1
Archie Griffin.....	20	160	8.0	17	1
M.L. Harris.....	13	181	13.9	42	2
David Verser.....	6	161	26.8	73t	2
Pat McNally.....	6	68	11.3	20	0
Jim Hargrove.....	1	0	0.0	0	0
BENGALS.....	332	4200	12.7	74t	30
OPPONENTS.....	316	3757	11.9	65t	24

INTERCEPTIONS	NO	YDS	AVG	LG	TD
Ken Riley.....	5	6	1.2	6	0
Louis Breeden.....	4	145	36.3	102t	1
Reggie Williams.....	4	33	8.3	14	0
Bo Harris.....	2	92	46.0	49	0
Mike Fuller.....	1	31	31.0	31	0
Rick Razzano.....	1	11	11.0	11	0
Glenn Cameron.....	1	0	0.0	0	0
Jim LeClair.....	1	0	0.0	0	0
BENGALS.....	19	318	16.7	102t	1
OPPONENTS.....	12	143	11.9	38	1

PUNTING	NO	YDS	AVG	NET	TB	IN-20	LG	BLK.
Pat McNally.....	72	3272	45.4	36.1	11	17	62	1
BENGALS.....	73	3272	44.8	36.1	11	17	62	1
OPPONENTS.....	81	3266	40.3	34.1	15	20	66	0

PUNT RETURNS	NO	FC	YDS	AVG	LG	TD
Mike Fuller.....	23	13	177	7.7	34	0
John Simmons.....	5	6	24	4.8	11	0
Bryan Hicks.....	1	0	4	4.0	4	0
Bo Harris.....	29	19	205	7.1	34	0
OPPONENTS.....	42	—	416	9.9	—	0

KICKOFF RETURNS	NO	YDS	AVG	LG	TD
David Verser.....	29	691	23.8	78	0
Clarence Chapman.....	8	171	21.4	29	0
Archie Griffin.....	6	119	19.8	28	0
Mike Fuller.....	1	34	34.0	34	0
Ray Griffin.....	2	31	15.5	17	0
John Simmons.....	1	10	10.0	10	0
Tom Dinkel.....	1	0	0.0	0	0
Bobby Kemp.....	1	0	0.0	0	0
Rick Razzano.....	0f	0	—	—	0
BENGALS.....	49	1056	21.6	78	0
OPPONENTS.....	80	1612	20.2	96t	1

FIELD GOALS	1-19	20-29	30-39	40-49	50+
Jim Breech.....	0-0	9-11	7-9	5-11	1-1
BENGALS.....	0-0	9-11	7-9	5-11	1-1

**Jim Breech:** (25G, 40G, 43N), (25N, 44G), (42B, 29N, 21G), (23G, 28G), (45G, 36N, 48N), (38G, 24G), (27G, 23G), (—), (30G, 51G), (43G, 33G), (37G), (38G, 46N, 48N), (—), (30G), (38G, 41N), (39N, 29G, 20G, 45G).

## USUAL STARTERS

OFFENSE	DEFENSE
WR Cris Collinsworth	LDE Eddie Edwards
LOT Anthony Munoz	NT Wilson Whitley
LG Dave Lapham	RDE Ross Browner
C Blair Bush	LOLB Bo Harris
RG Max Montoya	LILB Jim LeClair
ROT Mike Wilson	RILB Glenn Cameron
TE Dan Ross	ROLB Reggie Williams
WR Isaac Curtis	LCB Louis Breeden
QB Ken Anderson	RCB Ken Riley
HB Charles Alexander	SS Bobby Kemp
FB Pete Johnson	FS Bryan Hicks

DEFENSE **	ST	AT	TT	SKS-YDS	INT-YDS	PD	FF	FR-YDS
Jim LeClair.....	81	31	112	1-10	1-0	7	0	1-0
Reggie Williams.....	83	23	106	11-90	4-33	3	3	3-0
Glenn Cameron.....	76	20	96	0-0	1-0	7	3	0-0
Bo Harris.....	69	20	89	2-11	2-92	5	0	2-3
Louis Breeden.....	67	13	80	0-0	4-145	12	1	1-10
Bryan Hicks.....	53	22	75	0-0	0-0	8	1	2-3
Bobby Kemp.....	53	17	70	1-6	0-0	8	2	0-0
Ross Browner.....	47	11	58	9-80	0-0	2	2	1-0
Eddie Edwards.....	36	11	47	10-89	0-0	0	2	1-0
Ken Riley.....	38	5	43	0-0	5-6	14	1	1-0
Rick Razzano.....	31	10	41	0-0	1-11	0	2	0-0
Wilson Whitley.....	23	8	31	2-12	0-0	0	0	0-0
Tom Dinkel.....	24	4	28	0-0	0-0	0	0	0-0
John Simmons.....	20	3	23	0-0	0-0	2	0	0-0
Rod Horn.....	18	5	23	0-0	0-0	0	0	1-0
Mike St. Clair.....	17	4	21	3-24	0-0	2	0	1-12
Guy Frazier.....	14	7	21	0-0	0-0	2	0	0-0
Ray Griffin.....	13	6	19	0-0	0-0	4	1	1-0
Mike Fuller.....	13	5	18	0-0	1-31	2	0	1-0
Gary Burley.....	11	3	14	2-26	0-0	0	0	0-0
Jeff Schuh.....	11	3	14	0-0	0-0	0	0	1-0
Oliver Davis.....	9	1	10	0-0	0-0	0	0	0-0
Blair Bush.....	7	2	9	0-0	0-0	0	0	0-0
Clarence Chapman.....	7	2	9	0-0	0-0	1	0	0-0
Steve Kreider.....	6	1	7	0-0	0-0	0	0	0-0
David Verser.....	6	1	7	0-0	0-0	0	0	0-0
Jim Hargrove.....	5	1	6	0-0	0-0	0	0	0-0
M.L. Harris.....	5	1	6	0-0	0-0	0	0	0-0
Greg Bright.....	3	1	4	0-0	0-0	0	0	0-0
Charles Alexander.....	2	0	2	0-0	0-0	0	0	0-0
Ken Anderson.....	2	0	2	0-0	0-0	0	0	0-0
Jim Breech.....	2	0	2	0-0	0-0	0	0	0-0
Dave Lapham.....	2	0	2	0-0	0-0	0	0	0-0
Anthony Munoz.....	2	0	2	0-0	0-0	0	0	0-0
Pat McNally.....	1	0	1	0-0	0-0	0	0	0-0
Dan Ross.....	1	0	1	0-0	0-0	0	0	0-0
Mike Wilson.....	1	0	1	0-0	0-0	0	0	0-0
Don Bass.....	0	0	0	0-0	0-0	0	0	1-0
(team).....	—	—	—	1-1	—	—	—	—

BLOCKED KICKS	BP	BFG	BXP
(none).....	0	0	0

\* NOTE: The two-point conversion was not instituted in the NFL until 1994.

\*\* NOTE: It was not standard practice to separate the three types of defensive statistics — defense, special teams and miscellaneous — until 1988. Thus, the defensive statistics listed above include the combined totals of all three types. All defensive statistics above are press box statistics produced at the games.



# 1982 STATISTICS

RECORD: 7-2-0

## HEAD COACH: FORREST GREGG

(BENGALS WERE SUPER BOWL TOURNAMENT QUALIFIER;  
SEE POSTSEASON PORTION OF TEAM HISTORY  
SECTION FOR POSTSEASON STATS)

DATE	W-L	SCORE	OPPONENT	ATTENDANCE
9-12-82	W	27-6	HOUSTON	52,268
9-19-82	L	20-26 (OT)	at Pittsburgh	53,973
— PLAYERS' STRIKE BEGINS, SEPT. 20 —				
9-27-82	—	—	at Cleveland	CANCELED
10-3-82	—	—	MIAMI	CANCELED
10-10-82	—	—	at New England	CANCELED
10-17-82	—	—	at N.Y. Giants	CANCELED
10-24-82	—	—	DALLAS	CANCELED
10-31-82	—	—	PITTSBURGH	CANCELED
11-7-82	—	—	WASHINGTON	CANCELED
11-14-82	—	—	at Houston	RESCHEDULED
— PLAYERS' STRIKE ENDS AT 57 DAYS, NOV. 17 —				
11-21-82	W	18-14	at Philadelphia	65,172
11-28-82	W	31-17	L.A. RAIDERS	53,330
12-5-82	W	20-17	at Baltimore	23,598
12-12-82	W	23-10	CLEVELAND	54,305
12-20-82	L	34-50	at San Diego	51,296
12-26-82	W	24-10	SEATTLE	55,330
1-2-83	W	35-27	at Houston	26,522

TEAM STATISTICS	BENGALS	OPPONENTS
TOTAL FIRST DOWNS	207	170
Rushing	63	61
Passing	123	102
Penalty	21	7
3rd Down: Made-Att.	66-122	35-104
3rd Down Pct.	54.1	33.7
4th Down: Made-Att.	2-3	9-13
4th Down Pct.	66.7	69.2
POSSESSION AVG.	33.26	26.34
TOTAL NET YARDS	3288	2893
Avg. Per Game	365.3	321.4
Total Plays	606	551
Avg. Per Play	5.4	5.3
NET YARDS RUSHING	949	850
Avg. Per Game	105.4	94.4
Total Rushes	223	223
NET YARDS PASSING	2339	2043
Avg. Per Game	259.9	227.0
Sacked-Yards Lost	27-162	22-207
Gross Yards	2501	2250
Att.-Completions	310-219	306-187
Completion Pct.	70.6	61.1
Had Intercepted	9	14
PUNTS-AVG.	31-38.7	37-40.1
Net Punting Avg.	34.0	34.3
PENALTY-TIES-YARDS	56-475	64-551
FUMBLES-BALLS LOST	12-7	19-6
TOUCHDOWNS	27	21
Rushing	13	8
Passing	12	12
Returns	2	1

SCORE BY PERIODS	1	2	3	4	OT	PTS
BENGALS	48	76	62	46	0	232
OPPONENTS	24	42	51	54	6	177

SCORING	TD	TD-R	TD-P	TD-Rt	PAT	FG	S	PTS
Jim Breech	0	0	0	0	25-26	14-18	0	67
Pete Johnson	7	7	0	0	—	—	0	42
Ken Anderson	4	4	0	0	—	—	0	24
M.L. Harris	3	0	3	0	—	—	0	18
Dan Ross	3	0	3	0	—	—	0	18
Charles Alexander	2	1	1	0	—	—	0	12
Steve Kreider	1	0	1	0	^1	—	0	7
Cris Collinsworth	1	0	1	0	—	—	0	6
Isaac Curtis	1	0	1	0	—	—	0	6
Archie Griffin	1	1	0	0	—	—	0	6
Bo Harris	1	0	0	1	—	—	0	6
Rodney Holman	1	0	1	0	—	—	0	6
Ken Riley	1	0	0	1	—	—	0	6
David Verser	1	0	1	0	—	—	0	6
Reggie Williams	0	0	0	0	—	—	1	2
BENGALS	27	13	12	2	26-27	14-18	1	232
OPPONENTS	21	8	12	1	19-21	10-12	1	177

\*PAT scored on a run.

Two-point conversions: (NA\*).

PASSING	ATT	CMP	YDS	CMP%	YDS/ATT	TD	TD%	INT	INT%	LG	SKD-YDS	RAT
Ken Anderson	309	218	2495	70.6	8.07	12	3.9	9	2.9	56t	26-154	95.3
Turk Schonert	1	1	6	100.0	6.00	0	0.0	0	0.0	6	1-8	91.7
BENGALS	310	219	2501	70.6	8.07	12	3.9	9	2.9	56t	27-162	95.4
OPPONENTS	306	187	2250	61.1	7.35	12	3.9	14	4.6	66t	22-207	77.7

RUSHING	ATT	YDS	AVG	LG	TD
Pete Johnson	156	622	4.0	21	7
Charles Alexander	64	207	3.2	18	1
Ken Anderson	25	85	3.4	12t	4
Archie Griffin	12	39	3.3	10t	1
Isaac Curtis	3	15	5.0	8	0
Rodney Tate	2	2	1.0	2	0
David Verser	1	1	1.0	1	0
M.L. Harris	2	-3	-1.5	5	0
Turk Schonert	3	-8	-2.7	-3	0
Cris Collinsworth	1	-11	-11.0	-11	0
BENGALS	269	949	3.5	21	13
OPPONENTS	223	850	3.8	48t	8

RECEIVING	REC	YDS	AVG	LG	TD
Cris Collinsworth	49	700	14.3	50	1
Dan Ross	47	508	10.8	28	3
Pete Johnson	31	267	8.6	25	0
Isaac Curtis	23	320	13.9	45	1
Archie Griffin	22	172	7.8	22	0
Steve Kreider	16	230	14.4	28	1
Charles Alexander	14	85	6.1	14	1
M.L. Harris	10	103	10.3	17t	3
David Verser	4	98	24.5	56t	1
Rodney Holman	3	18	6.0	10	1
BENGALS	219	2501	11.4	56t	12
OPPONENTS	187	2250	12.0	66t	12

INTERCEPTIONS	NO	YDS	AVG	LG	TD
Ken Riley	5	88	17.6	56t	1
Louis Breeden	2	9	4.5	9	0
Bo Harris	1	62	62.0	62t	1
Ross Browner	1	29	29.0	29	0
Ray Griffin	1	21	21.0	21	0
Reggie Williams	1	20	20.0	20	0
Jim LeClair	1	11	11.0	11	0
Mike Fuller	1	0	0.0	0	0
Bobby Kemp	1	0	0.0	0	0
BENGALS	14	240	17.1	62t	2
OPPONENTS	9	93	10.3	35	1

PUNTING	NO	YDS	AVG	NET	TB	IN-20	LG	BLK.
Pat McNally	31	1201	38.7	34.0	4	7	53	0
BENGALS	31	1201	38.7	34.0	4	7	53	0
OPPONENTS	37	1484	40.1	34.3	6	8	52	0

PUNT RETURNS	NO	FC	YDS	AVG	LG	TD
Mike Fuller	17	8	95	5.6	13	0
BENGALS	17	8	95	5.6	13	0
OPPONENTS	17	—	68	4.0	—	0

KICKOFF RETURNS	NO	YDS	AVG	LG	TD
David Verser	16	320	20.0	33	0
Rodney Tate	14	314	22.4	55	0
Mike Fuller	1	9	9.0	9	0
BENGALS	31	643	20.7	55	0
OPPONENTS	45	851	18.9	—	0

FIELD GOALS	1-19	20-29	30-39	40-49	50+
Jim Breech	2-2	3-3	5-6	3-5	1-2
BENGALS	2-2	3-3	5-6	3-5	1-2

Jim Breech: (25G, 43G, 47N, 43N), (31G, 50G, 39B), (49G, 19G, 38G), (35G), (—), (36G, 21G, 44G), (27G, 19G), (34G), (51N).

## USUAL STARTERS

OFFENSE	DEFENSE
WR Cris Collinsworth	LDE Eddie Edwards
LOT Anthony Munoz	NT Wilson Whitley
LG Dave Lapham	RDE Ross Browner
C Blair Bush	LILB Bo Harris
RG Max Montoya	LILB Jim LeClair
ROT Mike Wilson	RILB Glenn Cameron
TE Dan Ross	ROLB Reggie Williams
WR Isaac Curtis	LCB Louis Breeden
QB Ken Anderson	RCB Ken Riley
HB Charles Alexander	SS Bobby Kemp
FB Pete Johnson	FS Bryan Hicks

DEFENSE**	ST	AT	TT	SKS-YDS	INT-YDS	PD	FF	FR-YDS
Bobby Kemp	41	11	52	1-2	1-0	6	1	0-0
Jim LeClair	33	17	50	2.5-20	1-11	1	0	0-0
Bryan Hicks	31	17	48	0-0	0-0	9	0	0-0
Reggie Williams	34	9	43	4.5-41	1-20	3	0	4-0
Glenn Cameron	29	14	43	0-0	0-0	1	1	0-0
Ross Browner	28	13	41	3-38	1-29	1	1	0-0
Bo Harris	31	9	40	2-22	1-62	2	1	0-0
Eddie Edwards	25	5	30	6-53	0-0	1	0	1-0
Ken Riley	26	3	29	0-0	5-88	9	0	0-0
Louis Breeden	25	4	29	1-13	2-9	5	0	0-0
Ray Griffin	18	5	23	0-0	1-21	4	0	0-0
Robert Jackson	17	3	20	0-0	0-0	0	1	0-0
Mike Fuller	16	3	19	0-0	1-0	0	0	1-0
Rick Razzano	12	4	16	0-0	0-0	0	1	0-0
Wilson Whitley	11	4	15	1-12	0-0	0	1	0-0
Guy Frazier	10	2	12	0-0	0-0	0	0	0-0
Tom Dinkel	7	2	9	0-0	0-0	0	0	0-0
Oliver Davis	6	3	9	0-0	0-0	2	0	0-0
Jeff Schuh	6	3	9	0-0	0-0	0	0	0-0
Rodney Holman	5	1	6	0-0	0-0	0	0	0-0
David Verser	3	2	5	0-0	0-0	0	0	0-0
Mike St. Clair	4	0	4	0-0	0-0	0	0	0-0
M.L. Harris	3	0	3	0-0	0-0	0	0	0-0
Glen Collins	2	1	3	1-6	0-0	0	0	0-0
Gary Burley	2	0	2	0-0	0-0	0	0	0-0
Blair Bush	2	0	2	0-0	0-0	0	0	0-0
Jerry Boyarsky	1	1	2	0-0	0-0	0	0	0-0
Ron Simpkins	1	1	2	0-0	0-0	0	1	0-0
Ken Anderson	1	0	1	0-0	0-0	0	0	0-0
Cris Collinsworth	1	0	1	0-0	0-0	0	0	0-0
Isaac Curtis	1	0	1	0-0	0-0	0	0	0-0
Pete Johnson	1	0	1	0-0	0-0	0	0	0-0
Steve Kreider	1	0	1	0-0	0-0	0	0	0-0
John Simmons	1	0	1	0-0	0-0	0	0	0-0
Emanuel Weaver	1	0	1	0-0	0-0	0	0	0-0
Mike Wilson	1	0	1	0-0	0-0	0	0	0-0

BLOCKED KICKS	BP	BFG	BXP
(team)	—	—	1

\* NOTE: The two-point conversion was not instituted in the NFL until 1994.

\*\* NOTE: It was not standard practice to separate the three types of defensive statistics — defense, special teams and miscellaneous — until 1988. Thus, the defensive statistics listed above include the combined totals of all three types. All defensive statistics above are press box statistics produced at the games.



# 1983 STATISTICS

## RECORD: 7-9-0

HEAD COACH: FORREST GREGG

DATE	W-L	SCORE	OPPONENT	ATTENDANCE
9-4-83	L	10-20	L.A. RAIDERS	50,956
9-11-83	L	6-10	BUFFALO	46,839
9-15-83	L	7-17	at Cleveland	79,700
9-25-83	W	23-17	at Tampa Bay	56,023
10-2-83	L	31-34	BALTIMORE	48,104
10-10-83	L	14-24	PITTSBURGH	56,086
10-16-83	L	17-24	at Denver	74,305
10-23-83	W	28-21	CLEVELAND	50,047
10-30-83	W	34-14	GREEN BAY	53,349
11-6-83	W	55-14	at Houston	39,706
11-13-83	L	15-20	at Kansas City	44,711
11-20-83	W	38-10	HOUSTON	46,375
11-28-83	L	14-38	at Miami	74,506
12-4-83	W	23-10	at Pittsburgh	55,832
12-11-83	W	17-9	DETROIT	45,728
12-17-83	L	14-20	at Minnesota	51,565

TEAM STATISTICS	BENGALS	OPPONENTS
TOTAL FIRST DOWNS	327	276
Rushing	127	96
Passing	179	156
Penalty	21	24
3rd Down: Made-Att.	97-216	94-216
3rd Down Pct.	45.8	43.5
4th Down: Made-Att.	7-13	7-11
4th Down Pct.	53.8	63.6
POSSESSION AVG.	31:29	28:31
TOTAL NET YARDS	5287	4327
Avg. Per Game	330.4	270.4
Total Plays	1036	973
Avg. Per Play	5.1	4.4
NET YARDS RUSHING	2104	1499
Avg. Per Game	131.5	93.7
Total Rushes	542	430
NET YARDS PASSING	3183	2828
Avg. Per Game	198.9	176.8
Sacked-Yards Lost	40-309	41-335
Gross Yards	3492	3163
Att.-Completions	454-290	502-288
Completion Pct.	63.9	57.4
Had Intercepted	18	23
PUNTS-AVG.	69-42.3	76-42.3
Net Punting Avg.	33.5	35.8
PENALTY-YARDS	99-837	100-871
FUMBLES-BALLS LOST	35-15	35-16
TOUCHDOWNS	43	36
Rushing	24	16
Passing	14	17
Returns	5	3

SCORE BY PERIODS	1	2	3	4	OT	PTS
BENGALS	102	140	54	50	0	346
OPPONENTS	55	86	65	96	0	302

SCORING	TD	TD-R	TD-P	TD-Rt	PAT	FG	S	PTS
Jim Breech	0	0	0	0	39-41	16-23	0	87
Pete Johnson	14	14	0	0	—	—	0	84
Cris Collinsworth	5	0	5	0	—	—	0	30
Charles Alexander	3	3	0	0	—	—	0	18
Larry Kinnebrew	3	3	0	0	—	—	0	18
Dan Ross	3	0	3	0	—	—	0	18
Isaac Curtis	2	0	2	0	—	—	0	12
M.L. Harris	2	0	2	0	—	—	0	12
Ken Riley	2	0	0	2	—	—	0	12
Turk Schonert	2	2	0	0	—	—	0	12
Stanley Wilson	2	1	1	0	—	—	0	12
Ken Anderson	1	1	0	0	—	—	0	6
James Griffin	1	0	0	1	—	—	0	6
Ray Horton	1	0	0	1	—	—	0	6
Steve Kreider	1	0	1	0	—	—	0	6
Reggie Williams	1	0	0	1	—	—	0	6
Ross Browner	0	0	0	0	^1	—	0	1
BENGALS	43	24	14	5	40-43	16-23	0	346
OPPONENTS	36	16	17	3	35-36	17-22	0	302

\*PAT scored on a pass from Steve Kreider.

Two-point conversions: (NA)\*.

PASSING	ATT	CMP	YDS	CMP%	YDS/ATT	TD	TD%	INT	INT%	LG	SKD-YDS	RAT
Ken Anderson	297	198	2333	66.7	7.86	12	4.0	13	4.4	80t	25-187	85.6
Turk Schonert	156	92	1159	59.0	7.43	2	1.3	5	3.2	54	15-122	73.1
Steve Kreider	1	0	0	0.0	0.00	0	0.0	0	0.0	—	0-0	39.6
BENGALS	454	290	3492	63.9	7.69	14	3.1	18	4.0	80t	40-309	81.1
OPPONENTS	502	288	3163	57.4	6.30	17	3.4	23	4.6	53	41-335	68.3

RUSHING	ATT	YDS	AVG	LG	TD
Pete Johnson	210	763	3.6	16t	14
Charles Alexander	153	523	3.4	12	3
Stanley Wilson	56	267	4.8	18	1
Larry Kinnebrew	39	156	4.0	17	3
Ken Anderson	22	147	6.7	29	1
Turk Schonert	29	117	4.0	15	2
Rodney Tate	25	77	3.1	13	0
David Verser	2	31	15.5	29	0
Mike Martin	2	21	10.5	15	0
Cris Collinsworth	2	2	1.0	8	0
Steve Kreider	1	2	2.0	2	0
Jeff Christensen	1	-2	-2.0	-2	0
BENGALS	542	2104	3.9	29	24
OPPONENTS	430	1499	3.5	40	16

RECEIVING	REC	YDS	AVG	LG	TD
Cris Collinsworth	66	1130	17.1	63	5
Isaac Curtis	42	571	13.6	80t	2
Steve Kreider	42	554	13.2	54	1
Dan Ross	42	483	11.5	30	3
Charles Alexander	32	187	5.8	14	0
Rodney Tate	18	142	7.9	25	0
Pete Johnson	15	129	8.6	18	0
Stanley Wilson	12	107	8.9	19	1
M.L. Harris	8	66	8.3	14	2
David Verser	7	82	11.7	22	0
Mike Martin	2	22	11.0	12	0
Rodney Holman	2	15	7.5	10	0
Larry Kinnebrew	2	4	2.0	2	0
BENGALS	290	3492	12.0	80t	14
OPPONENTS	288	3163	11.0	53	17

INTERCEPTIONS	NO	YDS	AVG	LG	TD
Ken Riley	8	89	11.1	42t	2
Ray Horton	5	121	24.2	55t	1
Bobby Kemp	3	26	8.7	26	0
Louis Breen	2	47	23.5	39	0
Ray Griffin	2	24	12.0	24	0
Robert Jackson	2	21	10.5	15	0
James Griffin	1	41	41.0	41t	1
BENGALS	23	369	16.0	55t	4
OPPONENTS	18	298	16.6	70t	2

PUNTING	NO	YDS	AVG	NET	TB	IN-20	LG	BLK.
Pat McNally	67	2804	41.9	33.5	9	13	60	2
BENGALS	69	2804	40.6	33.5	9	13	60	2
OPPONENTS	76	3211	42.3	35.8	4	21	70	0

PUNT RETURNS	NO	FC	YDS	AVG	LG	TD
John Simmons	25	2	173	6.9	43	0
Mike Martin	23	3	227	9.9	19	0
Ray Horton	1	1	10	10.0	10	0
BENGALS	49	6	410	8.4	43	0
OPPONENTS	41	5	310	7.6	50	0

KICKOFF RETURNS	NO	YDS	AVG	LG	TD
John Simmons	14	317	22.6	36	0
David Verser	13	253	19.5	29	0
Rodney Tate	13	218	16.8	23	0
Stanley Wilson	7	161	23.0	32	0
Ray Horton	5	128	25.6	49	0
Mike Martin	1	19	19.0	19	0
Tom Dinkel	1	1	1.0	1	0
BENGALS	54	1097	20.3	49	0
OPPONENTS	68	1298	19.1	90	0

FIELD GOALS	1-19	20-29	30-39	40-49	50+
Jim Breech	2-2	7-7	5-7	2-5	0-2
BENGALS	2-2	7-7	5-7	2-5	0-2

Jim Breech: (36G), (40N, 47G, 30G), (—), (24G), (19G), (47N), (51N, 35G), (—), (—), (29G, 44G), (31G, 23G, 23G), (26G), (—), (32G, 19G, 27G), (32N, 28G), (44N, 35N, 52N).

## USUAL STARTERS

OFFENSE	DEFENSE
WR Cris Collinsworth	LDE Eddie Edwards
LOT Anthony Munoz	NT Jerry Boyarsky
LG Dave Lapham	RDE Ross Browner,
C Dave Rimington	Glen Collins
RG Max Montoya	LDB Tom Dinkel
ROT Mike Wilson	LILB Jim LeClair
TE Dan Ross	RILB Glenn Cameron
WR Isaac Curtis	ROLB Reggie Williams
QB Ken Anderson	LCB Louis Breen
HB Rodney Tate,	RCB Ken Riley
Charles Alexander	SS Bobby Kemp
Charles Alexander,	FS Robert Jackson
Pete Johnson	

DEFENSE**	ST	AT	TT	SKS-YDS	INT-YDS	PD	FF	FR-YDS
Glenn Cameron	63	40	103	2-18	0-0	1	0	1-1
Reggie Williams	57	33	90	7.5-64.5	0-0	5	3	4-59
Robert Jackson	51	37	88	0-0	2-21	7	0	0-0
Jim LeClair	38	40	78	1-11	0-0	2	0	0-0
Louis Breen	44	15	59	1-9	2-47	10	1	1-0
Bobby Kemp	38	21	59	1-10	3-26	7	1	1-0
Tim Krumrie	32	21	53	1.5-2.5	0-0	0	0	1-0
Ken Riley	39	5	44	0-0	8-89	12	0	1-0
Ray Horton	28	16	44	0-0	5-121	6	0	0-0
Guy Frazier	28	14	42	1-8	0-0	0	0	0-0
Ross Browner	25	15	40	3-26	0-0	1	2	0-0
Eddie Edwards	23	15	38	13-94.5	0-0	0	0	1-0
Rick Razzano	20	16	36	0-0	0-0	0	0	1-0
Tom Dinkel	22	12	34	0.5-4	0-0	3	0	2-4
Jerry Boyarsky	18	14	32	1.5-13.5	0-0	0	0	0-0
Ray Griffin	20	4	24	1-10	2-24	0	1	1-13
Glen Collins	13	8	21	5-53	0-0	2	1	1-0
John Simmons	10	7	17	0-0	0-0	1	0	0-0
Jeff Schuh	8	5	13	0-0	0-0	0	0	0-0
Larry Kinnebrew	10	2	12	0-0	0-0	0	0	0-0
Steve Maidlow	10	1	11	0-0	0-0	0	0	0-0
Ron Simpkins	5	6	11	0-0	0-0	0	0	1-0
James Griffin	8	2	10	0-0	1-41	1	0	0-0
Jimmy Turner	6	2	8	0-0	0-0	0	1	0-0
Stanley Wilson	4	3	7	0-0	0-0	0	0	0-0
Gary Burley	5	0	5	2-11	0-0	2	0	0-0
Rodney Holman	4	1	5	0-0	0-0	0	0	0-0
M.L. Harris	3	1	4	0-0	0-0	0	0	0-0
Charles Alexander	3	0	3	0-0	0-0	0	0	0-0
Mike Martin	3	0	3	0-0	0-0	0	0	0-0
Isaac Curtis	2	0	2	0-0	0-0	0	0	0-0
Jim Hannula	2	2	2	0-0	0-0	0	0	0-0
Jim Breech	1	0	1	0-0	0-0	0	0	0-0
Cris Collinsworth	1	0	1	0-0	0-0	0	0	0-0
Pete Johnson	1	0	1	0-0	0-0	0	0	0-0
Steve Kreider	1	0	1	0-0	0-0	0	0	0-0
Dave Lapham	1	0	1	0-0	0-0	0	0	0-0
Anthony Munoz	1	0	1	0-0	0-0	0	0	0-0
Dave Rimington	1	0	1	0-0	0-0	0	0	0-0
Dan Ross	1	0	1	0-0	0-0	0	0	0-0
Bryan Hicks	0	1	1	0-0	0-0	1	0	0-0

BLOCKED KICKS	BP	BFG	BXP
Tim Krumrie	0	0	1

\* NOTE: The two-point conversion was not instituted in the NFL until 1994.

\*\* NOTE: It was not standard practice to separate the three types of defensive statistics — defense, special teams and miscellaneous — until 1988. Thus, the defensive statistics listed above include the combined totals of all three types. All defensive statistics above are press box statistics produced at the games.

# 1984 STATISTICS

RECORD: 8-8-0

HEAD COACH: SAM WYCHE

DATE	W-L	SCORE	OPPONENT	ATTENDANCE
9-2-84	L	17-20	at Denver	74,178
9-9-84	L	22-27	KANSAS CITY	47,111
9-16-84	L	23-43	at N.Y. Jets	64,193
9-23-84	L	14-24	L.A. RAMS	45,406
10-1-84	L	17-38	at Pittsburgh	57,098
10-7-84	W	13-3	HOUSTON	43,637
10-14-84	L	14-20	at New England	48,154
10-21-84	W	12-9	CLEVELAND	50,667
10-28-84	W	31-13	at Houston	34,010
11-4-84	L	17-23	at San Francisco	58,324
11-11-84	W	22-20	PITTSBURGH	52,497
11-18-84	L	6-26	SEATTLE	50,280
11-25-84	W	35-14	ATLANTA	44,678
12-2-84	W	20-17 (OT)	at Cleveland	51,774
12-9-84	W	24-21	at New Orleans	40,855
12-16-84	W	52-21	BUFFALO	55,771

TEAM STATISTICS	BENGALS	OPPONENTS
TOTAL FIRST DOWNS	339	322
Rushing	135	115
Passing	179	191
Penalty	25	16
3rd Down: Made-Att.	93-211	82-202
3rd Down Pct.	44.1	40.6
4th Down: Made-Att.	10-14	5-11
4th Down Pct.	71.4	45.5
POSSESSION AVG.	30:50	29:10
TOTAL NET YARDS	5480	5259
Avg. Per Game	342.5	328.7
Total Plays	1081	1034
Avg. Per Play	5.1	5.1
NET YARDS RUSHING	2179	1868
Avg. Per Game	136.2	116.8
Total Rushes	540	477
NET YARDS PASSING	3301	3391
Avg. Per Game	206.3	211.9
Sacked-Yards Lost	45-358	40-298
Gross Yards	3659	3689
Att.-Completions	496-306	517-302
Completion Pct.	61.7	58.4
Had Intercepted	22	25
PUNTS-AVG.	67-42.3	67-41.4
Net Punting Avg.	35.3	31.6
PENALTIES-YARDS	85-693	90-743
FUMBLES-BALLS LOST	32-17	27-15
TOUCHDOWNS	39	39
Rushing	18	21
Passing	17	15
Returns	4	3

SCORE BY PERIODS	1	2	3	4	OT	PTS
BENGALS	53	105	77	101	3	339
OPPONENTS	40	98	78	123	0	339

SCORING	TD	TD-R	TD-P	TD-Rt	PAT	FG	S	PTS
Jim Breech	0	0	0	0	37-37	22-31	0	103
Larry Kinnebrew	10	9	1	0	—	—	0	60
Cris Collinsworth	6	0	6	0	—	—	0	36
Stanford Jennings	5	2	3	0	—	—	0	30
James Brooks	4	2	2	0	—	—	0	24
Charles Alexander	2	2	0	0	—	—	0	12
Boomer Esiason	2	2	0	0	—	—	0	12
M.L. Harris	2	0	2	0	—	—	0	12
James Griffin	1	0	0	1	—	—	0	6
Rodney Holman	1	0	1	0	—	—	0	6
Ray Horton	1	0	0	1	—	—	0	6
Robert Jackson	1	0	0	1	—	—	0	6
Steve Kreider	1	0	1	0	—	—	0	6
Anthony Munoz	1	0	1	0	—	—	0	6
Turk Schonert	1	1	0	0	—	—	0	6
John Simmons	1	0	0	1	—	—	0	6
(team)	—	—	—	—	—	—	1	2
BENGALS	39	18	17	4	37-39	22-31	1	339
OPPONENTS	39	21	15	3	37-39	22-27	1	339

Two-point conversions: (NA)\*.

PASSING	ATT	CMP	YDS	CMP%	YDS/ATT	TD	TD%	INT	INT%	LG	SKD-YDS	RAT
Ken Anderson	275	175	2107	63.6	7.66	10	3.6	12	4.4	80t	24-191	81.0
Turk Schonert	117	78	945	66.7	8.08	4	3.4	7	6.0	57t	16-115	77.8
Boomer Esiason	102	51	530	50.0	5.20	3	2.9	3	2.9	36	5-52	62.9
Pat McNally	2	2	77	100.0	38.50	0	0.0	0	0.0	43	0-0	118.8
BENGALS	496	306	3659	61.7	7.38	17	3.4	22	4.4	80t	45-358	77.2
OPPONENTS	517	302	3689	58.4	7.14	15	2.9	25	4.8	76	40-298	70.0

RUSHING	ATT	YDS	AVG	LG	TD
Larry Kinnebrew	154	623	4.0	23	9
Charles Alexander	132	479	3.6	22	2
James Brooks	103	396	3.8	33	2
Stanford Jennings	79	379	4.8	20t	2
Turk Schonert	13	77	5.9	17	1
Stanley Wilson	17	74	4.4	9	0
Ken Anderson	11	64	5.8	14	0
Boomer Esiason	19	63	3.3	9	2
John Farley	7	11	1.6	5	0
Cris Collinsworth	1	7	7.0	7	0
David Verser	2	5	2.5	3	0
Mike Martin	1	3	3.0	3	0
M.L. Harris	1	-2	-2.0	-2	0
BENGALS	540	2179	4.0	33	18
OPPONENTS	477	1868	3.9	36t	21

RECEIVING	REC	YDS	AVG	LG	TD
Cris Collinsworth	64	989	15.5	57t	6
M.L. Harris	48	759	15.8	80t	2
Stanford Jennings	35	346	9.9	43	3
James Brooks	34	268	7.9	27t	2
Charles Alexander	29	203	7.0	22	0
Rodney Holman	21	239	11.4	27	1
Steve Kreider	20	243	12.2	27	1
Larry Kinnebrew	19	159	8.4	22	1
Isaac Curtis	12	135	11.3	22	0
Mike Martin	11	164	14.9	42	0
David Verser	6	113	18.8	28	0
Stanley Wilson	2	15	7.5	11	0
Don Kern	2	14	7.0	9	0
John Farley	2	11	5.5	10	0
Anthony Munoz	1	1	1.0	1t	1
BENGALS	306	3659	12.0	80t	17
OPPONENTS	302	3689	12.2	76	15

INTERCEPTIONS	NO	YDS	AVG	LG	TD
Louis Breeden	4	96	24.0	70	0
Robert Jackson	4	32	8.0	28t	1
Bobby Kemp	4	27	6.8	14	0
Ray Horton	3	48	16.0	48t	1
John Simmons	2	43	21.5	43t	1
Reggie Williams	2	33	16.5	33	0
Ray Griffin	2	13	6.5	13	0
James Griffin	1	57	57.0	57t	1
Glenn Cameron	1	15	15.0	15	0
Jimmy Turner	1	4	4.0	4	0
Jeff Schuh	1	0	0.0	0	0
BENGALS	25	368	14.7	70	4
OPPONENTS	22	364	16.5	52t	2

PUNTING	NO	YDS	AVG	NET	TB	IN-20	LG	BLK.
Pat McNally	67	2832	42.3	35.3	8	19	61	0
BENGALS	67	2832	42.3	35.3	8	19	61	0
OPPONENTS	67	2771	41.4	31.6	9	12	62	1

PUNT RETURNS	NO	FC	YDS	AVG	LG	TD
Mike Martin	24	5	376	15.7	55	0
John Simmons	12	6	98	8.2	30	0
Ray Horton	2	0	-1	-0.5	1	0
BENGALS	38	11	473	12.4	55	0
OPPONENTS	38	3	310	8.2	19	0

KICKOFF RETURNS	NO	YDS	AVG	LG	TD
Stanford Jennings	22	452	20.5	46	0
Mike Martin	19	386	20.3	44	0
James Brooks	7	144	20.6	37	0
John Farley	6	93	15.5	32	0
David Verser	3	46	15.3	23	0
John Simmons	1	15	15.0	15	0
M.L. Harris	1	12	12.0	12	0
Larry Kinnebrew	1	7	7.0	7	0
Gary Williams	1	0	0.0	0	0
BENGALS	61	1155	18.9	46	0
OPPONENTS	69	1446	21.0	73	1

FIELD GOALS	1-19	20-29	30-39	40-49	50+
Jim Breech	0-0	9-10	10-12	3-4	0-5
BENGALS	0-0	9-10	10-12	3-4	0-5

**Jim Breech:** (46G, 50N, 22N), (55N, 29G, 48G), (21G), (—), (32G), (22G, 33G, 51N), (37N, 35N), (24G, 23G, 33G, 25G), (33G), (39G), (42G, 21G, 28G), (30G, 33G), (51N), (22G, 43N, 35G), (50N, 35G), (36G).

## USUAL STARTERS

OFFENSE		DEFENSE	
WR	Cris Collinsworth	LDE	Eddie Edwards
LOT	Anthony Munoz	NT	Tim Krumrie
LG	Brian Blados	RDE	Ross Browner
C	Dave Rimington	LOLB	Jeff Schuh
RG	Max Montoya	LILB	Ron Simpkins
ROT	Mike Wilson	RILB	Glenn Cameron
TE	M.L. Harris	ROLB	Reggie Williams
WR	Isaac Curtis	LCB	Louis Breeden
QB	Ken Anderson	RCB	Ray Horton
HB	James Brooks	SS	Jimmy Turner,
FB	Charles Alexander	FS	Bobby Kemp
			Robert Jackson

DEFENSE**	ST	AT	TT	SKS-YDS	INT-YDS	PD	FF	FR-YDS
Reggie Williams	65	27	92	9-55	2-33	6	0	0-0
Tim Krumrie	57	27	84	5-46	0-0	0	0	1-8
Ron Simpkins	52	28	80	0-0	0-0	2	0	1-0
Robert Jackson	54	22	76	0-0	4-32	10	1	2-0
Ross Browner	48	26	74	8-54	0-0	3	3	1-0
Ray Horton	49	17	66	1-8	3-48	16	1	1-0
Eddie Edwards	48	16	64	9-68	0-0	1	2	3-(-2)
Glenn Cameron	38	22	60	1-7	1-15	2	0	0-0
Louis Breeden	43	15	58	0-0	4-96	14	0	0-0
Jeff Schuh	36	16	52	2-17	1-0	1	0	0-0
Jimmy Turner	38	12	50	0-0	1-4	6	0	1-0
Bobby Kemp	35	10	45	0-0	4-27	6	0	1-0
Guy Frazier	26	16	42	2-21	0-0	2	2	0-0
John Simmons	24	8	32	0-0	2-43	5	1	0-0
Rick Razzano	12	15	27	0-0	0-0	1	0	1-0
Ray Griffin	20	5	25	0-0	2-13	5	0	1-0
Jerry Boyarsky	8	10	18	0-0	0-0	0	0	0-0
James Griffin	13	3	16	0-0	1-57	4	0	0-0
Don Kern	8	7	15	0-0	0-0	0	1	0-0
Steve Maidlow	10	3	13	0-0	0-0	0	0	0-0
Leo Barker	8	4	12	0-0	0-0	0	0	0-0
Glen Collins	7	5	12	3-22	0-0	1	1	1-0
Bruce Kozerski	7	1	8	0-0	0-0	0	0	0-0
Rodney Holman	5	1	6	0-0	0-0	0	0	1-0
Pete Koch	5	1	6	0-0	0-0	0	0	0-0
Larry Kinnebrew	3	2	5	0-0	0-0	0	0	0-0
Charles Alexander	3	0	3	0-0	0-0	0	0	0-0
Mike Martin	3	0	3	0-0	0-0	0	0	0-0
Ralph Battle	2	1	3	0-0	0-0	0	0	0-0
Brian Pillman	2	1	3	0-0	0-0	0	0	0-0
M.L. Harris	2	0	2	0-0	0-0	0	0	0-0
David Verser	2	0	2	0-0	0-0	0	0	0-0
Jim Breech	1	1	2	0-0	0-0	0	0	0-0
Ken Anderson	1	0	1	0-0	0-0	0	0	0-0
Brian Blados	1	0	1	0-0	0-0	0	0	0-0
Isaac Curtis	1	0	1	0-0	0-0	0	0	0-0
John Farley	1	0	1	0-0	0-0	0	0	0-0
Max Montoya	1	0	1	0-0	0-0	0	0	0-0
Anthony Munoz	1	0	1	0-0	0-0	0	0	0-0
Dave Rimington	1	0	1	0-0	0-0	0	1	0-0
Mike Wilson	1	0	1	0-0	0-0	0	0	0-0
Stanley Wilson	1	0	1	0-0	0-0	0	0	0-0

BLOCKED KICKS	BP	BFG	BXP
Rodney Holman	1	0	0

\* NOTE: The two-point conversion was not instituted in the NFL until 1994.

\*\* NOTE: It was not standard practice to separate the three types of defensive statistics — defense, special teams and miscellaneous — until 1988. Thus, the defensive statistics listed above include the combined totals of all three types. All defensive statistics above are press box statistics produced at the games.

# 1985 STATISTICS

## RECORD: 7-9-0

HEAD COACH: SAM WYCHE

DATE	W-L	SCORE	OPPONENT	ATTENDANCE
9-8-85	L	24-28	SEATTLE	51,625
9-15-85	L	27-41	at St. Louis	46,321
9-22-85	L	41-44	SAN DIEGO	52,270
9-30-85	W	37-24	at Pittsburgh	59,541
10-6-85	L	20-29	N.Y. JETS	51,785
10-13-85	W	35-30	N.Y. GIANTS	53,112
10-20-85	L	27-44	at Houston	35,590
10-27-85	W	26-21	PITTSBURGH	55,421
11-3-85	W	23-17	at Buffalo	25,640
11-10-85	W	27-10	CLEVELAND	57,293
11-17-85	L	6-13	at L.A. Raiders	52,501
11-24-85	L	6-24	at Cleveland	74,439
12-1-85	W	45-27	HOUSTON	46,140
12-8-85	W	50-24	DALLAS	56,936
12-15-85	L	24-27	at Washington	50,544
12-22-85	L	23-34	at New England	57,953

TEAM STATISTICS	BENGALS	OPPONENTS
TOTAL FIRST DOWNS	344	337
Rushing	125	118
Passing	191	194
Penalty	28	25
3rd Down: Made-Att.	82-208	85-197
3rd Down Pct.	39.4	43.1
4th Down: Made-Att.	9-19	8-12
4th Down Pct.	47.4	66.7
POSSESSION AVG.	31:18	28:42
TOTAL NET YARDS	5900	5663
Avg. Per Game	368.8	353.9
Total Plays	1062	1019
Avg. Per Play	5.6	5.6
NET YARDS RUSHING	2183	1999
Avg. Per Game	136.4	124.9
Total Rushes	503	461
NET YARDS PASSING	3717	3664
Avg. Per Game	232.3	229.0
Sacked-Yards Lost	41-365	40-334
Gross Yards	4082	3998
Att.-Completions	518-302	518-297
Completion Pct.	58.3	57.3
Had Intercepted	13	19
PUNTS-AVG.	63-40.7	60-41.3
Net Punting Avg.	29.7	34.5
PENALTIES-YARDS	110-795	84-731
FUMBLES-BALLS LOST	35-16	34-19
TOUCHDOWNS	53	51
Rushing	20	23
Passing	31	26
Returns	2	2

SCORE BY PERIODS	1	2	3	4	OT	PTS
BENGALS	115	106	119	101	0	441
OPPONENTS	61	131	107	138	0	437

SCORING	TD	TD-R	TD-P	TD-R	PAT	FG	S	PTS
Jim Breech	0	0	0	0	48-50	24-33	0	120
James Brooks	12	7	5	0	—	—	0	72
Larry Kinnebrew	10	9	1	0	—	—	0	60
Eddie Brown	8	0	8	0	—	—	0	48
Rodney Holman	7	0	7	0	—	—	0	42
Cris Collinsworth	5	0	5	0	—	—	0	30
Stanford Jennings	4	1	3	0	—	—	0	24
Charles Alexander	2	2	0	0	—	—	0	12
Steve Kreider	1	0	1	0	—	—	0	7
Boomer Esiason	1	1	0	0	—	—	0	6
James Griffin	1	0	0	1	—	—	0	6
M.L. Harris	1	0	1	0	—	—	0	6
Robert Jackson	1	0	0	1	—	—	0	6
Ross Browner	0	0	0	0	—	—	1	2
BENGALS	53	20	31	2	49-53	24-33	1	441
OPPONENTS	51	23	26	2	51-51	26-34	1	437

\*PAT scored on a run.

Two-point conversions: (NA\*).

PASSING	ATT	CMP	YDS	CMP%	YDS/ATT	TD	TD%	INT	INT%	LG	SKD-YDS	RAT
Boomer Esiason	431	251	3443	58.2	7.99	27	6.3	12	2.8	68t	32-289	93.2
Turk Schonert	51	33	460	64.7	9.02	1	2.0	0	0.0	71	6-54	100.1
Ken Anderson	32	16	170	50.0	5.31	2	6.3	0	0.0	44t	2-16	86.7
James Brooks	1	1	8	100.0	8.00	1	100.0	0	0.0	8t	0-0	139.6
Steve Kreider	1	1	1	100.0	1.00	0	0.0	0	0.0	1	0-0	79.2
Cris Collinsworth	1	0	0	0.0	0.00	0	0.0	1	100.0	—	0-0	0.0
Pat McNally	1	0	0	0.0	0.00	0	0.0	0	0.0	—	0-0	39.6
Eddie Brown	0	0	0	—	—	0	—	0	—	—	—	—
BENGALS	518	302	4082	58.3	7.88	31	6.0	13	2.5	71	41-365	93.0
OPPONENTS	518	297	3998	57.3	7.72	26	5.0	19	3.7	72t	40-334	83.5

RUSHING	ATT	YDS	AVG	LG	TD
James Brooks	192	929	4.8	39	7
Larry Kinnebrew	170	714	4.2	29	9
Charles Alexander	44	156	3.5	18	2
Eddie Brown	14	129	9.2	35	0
Stanford Jennings	31	92	3.0	19	1
Boomer Esiason	33	79	2.4	20	1
Bill Johnson	8	44	5.5	15	0
Turk Schonert	8	39	4.9	17	0
Cris Collinsworth	1	3	3.0	3	0
Ken Anderson	1	0	0.0	0	0
Pat McNally	1	-2	-2.0	-2	0
BENGALS	503	2183	4.3	39	20
OPPONENTS	461	1999	4.3	56t	23

RECEIVING	REC	YDS	AVG	LG	TD
Cris Collinsworth	65	1125	17.3	71	5
James Brooks	55	576	10.5	57t	5
Eddie Brown	53	942	17.6	68t	8
Rodney Holman	38	479	12.6	64t	7
Larry Kinnebrew	22	187	8.5	29t	1
Charles Alexander	15	110	7.3	19	0
Mike Martin	14	187	13.4	28	0
Stanford Jennings	12	101	8.4	24	3
Steve Kreider	10	184	18.4	56	1
M.L. Harris	10	123	12.3	22t	1
Dan Ross	6	63	10.5	20	0
Brian Blados	1	4	4.0	4	0
Anthony Munoz	1	1	1.0	1	0
BENGALS	302	4082	13.5	71	31
OPPONENTS	297	3998	13.5	72t	26

INTERCEPTIONS	NO	YDS	AVG	LG	TD
James Griffin	7	116	16.6	33	1
Robert Jackson	6	100	16.7	57t	1
Louis Breeden	2	24	12.0	30	0
Ray Horton	2	3	1.5	3	0
Jimmy Turner	1	40	40.0	40	0
Bobby Kemp	1	0	0.0	0	0
BENGALS	19	283	14.9	57t	2
OPPONENTS	13	199	15.3	58	0

PUNTING	NO	YDS	AVG	NET	TB	IN-20	LG	BLK.
Pat McNally	57	2410	42.3	29.9	7	8	64	1
Jim Breech	5	153	30.6	26.8	0	2	43	0
BENGALS	63	2563	40.7	29.7	7	10	64	1
OPPONENTS	60	2477	41.3	34.5	7	11	63	0

PUNT RETURNS	NO	FC	YDS	AVG	LG	TD
Mike Martin	32	8	268	8.4	26	0
BENGALS	32	8	268	8.4	26	0
OPPONENTS	42	0	554	13.2	62t	1

KICKOFF RETURNS	NO	YDS	AVG	LG	TD
Mike Martin	48	1104	23.0	45	0
Stanford Jennings	13	218	16.8	26	0
James Brooks	3	38	12.7	15	0
Carl Zander	1	19	19.0	19	0
Eddie Brown	1	6	6.0	6	0
James Griffin	1	0	0.0	0	0
BENGALS	67	1385	20.7	45	0
OPPONENTS	81	1734	21.4	58	0

FIELD GOALS	1-19	20-29	30-39	40-49	50+
Jim Breech	0-0	7-8	12-13	4-6	1-6
BENGALS	0-0	7-8	12-13	4-6	1-6

**Jim Breech:** (22G), (46G, 33G), (—), (50N, 32G), (29G, 53G, 53N), (—), (47G, 22G), (32G, 39G, 40G, 37G), (31G), (28G, 33G, 51N, 50N), (37N, 39G, 37G), (30G, 29G), (48N, 28N, 29G), (49N), (51N, 38G), (22G, 42G, 30G).

## USUAL STARTERS

OFFENSE	DEFENSE
WR Cris Collinsworth	LDE Eddie Edwards
LOT Anthony Munoz	NT Tim Krumie
LG Brian Blados	RDE Ross Browner
C Dave Rimington	LOLB Jeff Schuh
RG Max Montoya	LILB Ron Simpkins,
ROT Mike Wilson	Carl Zander
TE Rodney Holman	RILB Glenn Cameron
WR Eddie Brown	ROLB Reggie Williams
QB Boomer Esiason	LCB Louis Breeden
HB James Brooks	RCB Ray Horton
FB Larry Kinnebrew	SS Bobby Kemp
	FS James Griffin

DEFENSE**	ST	AT	TT	SKS-YDS	INT-YDS	PD	FF	FR-YDS
Tim Krumie	68	28	96	3.5-25	0-0	1	1	2-0
Robert Jackson	70	16	86	0-0	6-100	12	2	1-0
Louis Breeden	60	21	81	1-10	2-24	17	0	0-0
Ron Simpkins	56	22	78	3.5-31	0-0	2	2	1-4
Bobby Kemp	57	17	74	1-5	1-0	3	1	0-0
Reggie Williams	44	22	66	3.5-31	0-0	4	3	4-4
Ray Horton	53	10	63	0-0	2-3	8	0	1-0
Ross Browner	48	15	63	9-69	0-0	1	0	2-0
Carl Zander	48	12	60	2-11	0-0	1	1	1-34
James Griffin	40	15	55	1-11	7-116	11	2	1-29
Eddie Edwards	36	10	46	8.5-71	0-0	3	0	2-0
Jeff Schuh	36	10	46	4-35	0-0	1	1	1-0
Glenn Cameron	30	8	38	0-0	0-0	0	0	0-0
Jimmy Turner	24	9	33	0-0	1-40	2	0	0-0
Leo Barker	24	8	32	0-0	0-0	1	3	0-0
Emmanuel King	15	2	17	2-21	0-0	0	0	1-0
Jerry Boyarsky	8	6	14	1-14	0-0	0	0	0-0
Bill Johnson	10	3	13	0-0	0-0	0	0	0-0
John Simmons	8	2	10	0-0	0-0	0	0	0-0
Lee Davis	4	8	8	0-0	0-0	1	0	0-0
Sam Washington	5	2	7	0-0	0-0	2	0	1-0
Glen Collins	5	1	6	0-0	0-0	1	0	0-0
Stanford Jennings	5	1	6	0-0	0-0	0	0	1-0
Don Kern	4	2	6	0-0	0-0	0	0	0-0
Tom Dinkel	3	0	3	0-0	0-0	0	0	0-0
Steve Kreider	3	0	3	0-0	0-0	0	0	0-0
Max Montoya	3	0	3	0-0	0-0	0	0	0-0
Rodney Holman	2	1	3	0-0	0-0	0	0	0-0
Sean Thomas	2	1	3	0-0	0-0	0	0	0-0
James Brooks	2	0	2	0-0	0-0	0	0	0-0
Boomer Esiason	2	0	2	0-0	0-0	0	0	0-0
M.L. Harris	2	0	2	0-0	0-0	0	0	0-0
Larry Kinnebrew	2	0	2	0-0	0-0	0	0	0-0
Mike Wilson	2	0	2	0-0	0-0	0	0	0-0
Charles Alexander	1	0	1	0-0	0-0	0	0	0-0
Eddie Brown	1	0	1	0-0	0-0	0	0	0-0
Pat McNally	1	0	1	0-0	0-0	0	0	0-0
Anthony Munoz	1	0	1	0-0	0-0	0	0	0-0
Bruce Reimers	1	0	1	0-0	0-0	0	0	0-0

BLOCKED KICKS	BP	BFG	BXP
(none)	0	0	0

\* NOTE: The two-point conversion was not instituted in the NFL until 1994.

\*\* NOTE: It was not standard practice to separate the three types of defensive statistics — defense, special teams and miscellaneous — until 1988. Thus, the defensive statistics listed above include the combined totals of all three types. All defensive statistics above are press box statistics produced at the games.

# 1986 STATISTICS

RECORD: 10-6-0

HEAD COACH: SAM WYCHE

DATE	W-L	SCORE	OPPONENT	ATTENDANCE
9-7-86	L	14-24	at Kansas City	43,430
9-14-86	W	36-33 (OT)	BUFFALO	52,714
9-18-86	W	30-13	at Cleveland	78,779
9-28-86	L	7-44	CHICAGO	55,146
10-5-86	W	34-28	at Green Bay	51,230
10-13-86	W	24-22	PITTSBURGH	54,283
10-19-86	W	31-28	HOUSTON	53,844
10-26-86	L	9-30	at Pittsburgh	50,815
11-2-86	W	24-17	at Detroit	52,423
11-9-86	L	28-32	at Houston	32,130
11-16-86	W	34-7	SEATTLE	54,410
11-23-86	W	24-20	MINNESOTA	53,003
11-30-86	L	28-34	at Denver	58,705
12-7-86	W	31-7	at New England	60,633
12-14-86	L	3-34	CLEVELAND	58,062
12-21-86	W	52-21	N.Y. JETS	51,619

TEAM STATISTICS	BENGALS	OPPONENTS
TOTAL FIRST DOWNS	348	336
Rushing	134	134
Passing	183	171
Penalty	31	31
3rd Down: Made-Att.	79-199	84-218
3rd Down Pct.	39.7	38.5
4th Down: Made-Att.	9-16	12-16
4th Down Pct.	56.3	75.0
POSSESSION AVG.	28:48	31:12
TOTAL NET YARDS	6490	5274
Avg. Per Game	405.6	329.6
Total Plays	1046	1051
Avg. Per Play	6.2	5.0
NET YARDS RUSHING	2533	2122
Avg. Per Game	158.3	132.6
Total Rushes	521	514
NET YARDS PASSING	3957	3152
Avg. Per Game	247.3	197.0
Sacked-Yards Lost	28-203	42-368
Gross Yards	4160	3520
Att.-Completions	497-287	495-278
Completion Pct.	57.7	56.2
Had Intercepted	20	17
PUNTS-AVG.	59-33.8	77-39.8
Net Punting Avg.	29.7	34.5
PENALTIES-YARDS	111-847	93-840
FUMBLES-BALLS LOST	31-16	30-11
TOUCHDOWNS	51	47
Rushing	24	23
Passing	25	17
Returns	2	7

SCORE BY PERIODS	1	2	3	4	OT	PTS
BENGALS	69	126	72	139	3	409
OPPONENTS	113	92	122	67	0	394

SCORING	TD	TD-R	TD-P	TD-R	PAT	FG	S	PTS
Jim Breech	0	0	0	0	50-51	17-32	0	101
Cris Collinsworth	10	0	10	0	—	—	0	60
James Brooks	9	5	4	0	—	—	0	54
Larry Kinnebrew	9	8	1	0	—	—	0	54
Stanley Wilson	8	8	0	0	—	—	0	48
Eddie Brown	4	0	4	0	—	—	0	24
Rodney Holman	2	0	2	0	—	—	0	12
Anthony Munoz	2	0	2	0	—	—	0	12
Louis Breen	1	0	0	1	—	—	0	6
Eddie Edwards	1	0	0	1	—	—	0	6
Boomer Esiason	1	1	0	0	—	—	0	6
Jeff Hayes	1	1	0	0	—	—	0	6
Stanford Jennings	1	1	0	0	—	—	0	6
Eric Kattus	1	0	1	0	—	—	0	6
Tim McGee	1	0	1	0	—	—	0	6
Leon White	0	0	0	0	—	—	1	2
BENGALS	51	24	25	2	50-51	17-32	1	409
OPPONENTS	47	23	17	7	44-47	22-30	1	394

Two-point conversions: (NA\*).

PASSING	ATT	CMP	YDS	CMP%	YDS/ATT	TD	TD%	INT	INT%	LG	SKD-YDS	RAT
Boomer Esiason	469	273	3959	58.2	8.44	24	5.1	17	3.6	57	26-194	87.7
Ken Anderson	23	11	171	47.8	7.43	1	4.3	2	8.7	43	1-4	51.2
Doug Gaynor	3	3	30	100.0	10.00	0	0.0	0	0.0	16	1-5	108.3
James Brooks	1	0	0	0.0	0.00	0	0.0	0	0.0	—	0-0	39.6
Steve Kreider	1	0	0	0.0	0.00	0	0.0	1	100.0	—	0-0	0.0
BENGALS	497	287	4160	57.7	8.37	25	5.0	20	4.0	57	28-203	85.1
OPPONENTS	495	278	3520	56.2	7.11	17	3.4	17	3.4	84t	42-368	75.7

RUSHING	ATT	YDS	AVG	LG	TD
James Brooks	205	1087	5.3	56t	5
Larry Kinnebrew	131	519	4.0	39	8
Stanley Wilson	68	379	5.6	58t	8
Bill Johnson	39	226	5.8	34	0
Boomer Esiason	44	146	3.3	23	1
Jeff Hayes	3	92	30.7	61t	1
Stanford Jennings	16	54	3.4	10	1
Eddie Brown	8	32	4.0	17	0
Tim McGee	4	10	2.5	8	0
Doug Gaynor	1	4	4.0	4	0
Cris Collinsworth	2	-16	-8.0	-6	0
BENGALS	521	2533	4.9	61t	24
OPPONENTS	514	2122	4.1	75t	23

RECEIVING	REC	YDS	AVG	LG	TD
Cris Collinsworth	62	1024	16.5	46t	10
Eddie Brown	58	964	16.6	57	4
James Brooks	54	686	12.7	54	4
Rodney Holman	40	570	14.3	34t	2
Tim McGee	16	276	17.3	51	1
Larry Kinnebrew	13	136	10.5	31	1
Bill Johnson	13	103	7.9	17	0
Eric Kattus	11	99	9.0	28	1
Stanford Jennings	6	86	14.3	34	0
Steve Kreider	5	96	19.2	23	0
Stanley Wilson	4	45	11.3	34	0
Mike Martin	3	68	22.7	51	0
Anthony Munoz	2	7	3.5	5t	2
BENGALS	287	4160	14.5	57	25
OPPONENTS	278	3520	12.7	84t	17

INTERCEPTIONS	NO	YDS	AVG	LG	TD
Louis Breen	7	72	10.3	36t	1
David Fulcher	4	20	5.0	15	0
Leo Barker	2	7	3.5	7	0
Barney Bussey	1	19	19.0	19	0
Carl Zander	1	18	18.0	18	0
Joe Kelly	1	6	6.0	6	0
Ray Horton	1	4	4.0	4	0
BENGALS	17	146	8.6	36t	1
OPPONENTS	20	189	9.5	49	0

PUNTING	NO	YDS	AVG	NET	TB	IN-20	LG	BLK.
Jeff Hayes	56	1965	35.1	29.7	3	11	52	2
Boomer Esiason	1	31	31.0	31.0	0	1	31	0
BENGALS	59	1996	33.8	29.7	3	12	52	2
OPPONENTS	77	3068	39.8	34.5	9	14	66	0

PUNT RETURNS	NO	FC	YDS	AVG	LG	TD
Mike Martin	13	6	96	7.4	14	0
Ray Horton	11	3	111	10.1	25	0
Tim McGee	3	4	21	7.0	9	0
John Simmons	2	4	7	3.5	6	0
BENGALS	29	17	235	8.1	25	0
OPPONENTS	19	14	182	9.6	54	0

KICKOFF RETURNS	NO	YDS	AVG	LG	TD
Tim McGee	43	1007	23.4	94	0
Stanford Jennings	12	257	21.4	41	0
Mike Martin	4	83	20.8	21	0
Ron Simpkins	2	24	12.0	15	0
Rodney Holman	1	18	18.0	18	0
John Simmons	1	0	0.0	0	0
BENGALS	63	1389	22.0	94	0
OPPONENTS	80	1611	20.1	96t	1

FIELD GOALS	1-19	20-29	30-39	40-49	50+
Jim Breech	1-2	4-5	5-7	5-14	2-4
BENGALS	1-2	4-5	5-7	5-14	2-4
OPPONENTS	4-4	4-5	6-6	8-13	0-2

**Jim Breech:** (—), (51G, 20G), (49G, 33G, 25G), (—), (48N), (40N, 40G), (49N, 51G, 41N), (27N, 19G, 30N, 40G, 31G), (50N, 38G, 44N), (49N, 47N), (37G, 51N, 34G), (19N, 49N, 40G), (39N), (24G, 44N), (23G), (43G).

**Opponents:** (45N, 18G), (20G, 44G), (19G, 34G), (41G), (—), (27N, 24G, 44G), (—), (31G, 43G, 41G), (50N, 18G), (42G, 25G, 30G, 46G), (49N, 42N, 55N), (24G, 35G), (49G, 33G), (44N), (46N, 39G, 19G), (—).

## USUAL STARTERS

OFFENSE	DEFENSE
WR Cris Collinsworth	LDE Eddie Edwards
LOT Anthony Munoz	NT Tim Krumie
LG Bruce Kozerski	RDE Ross Browner
C Dave Rimington	LOLB Emanuel King
RG Max Montoya	LILB Carl Zander
ROT Brian Blados,	RILB Leo Barker,
Joe Walter	Joe Kelly
TE Rodney Holman	ROLB Reggie Williams
WR Eddie Brown	LCB Louis Breen
QB Boomer Esiason	RCB Lewis Billups
HB James Brooks	SS David Fulcher
FB Larry Kinnebrew	FS Bobby Kemp

DEFENSE**	ST	AT	TT	SKS-YDS	INT-YDS	PD	FF	FR-YDS
Tim Krumie	73	40	113	1-4	0-0	0	0	2-18
David Fulcher	75	30	105	2-18	4-20	7	0	1-0
Carl Zander	61	36	97	3.5-34	1-18	4	0	1-0
Reggie Williams	73	23	96	4.5-34	0-0	3	2	1-0
Emmanuel King	52	18	70	9-88	0-0	1	2	1-1
Louis Breen	49	7	56	0-0	7-72	14	1	0-0
Ray Horton	44	11	55	0-0	1-4	9	0	0-0
Bobby Kemp	37	14	51	0-0	0-0	3	0	0-0
Ross Browner	37	12	49	6.5-57	0-0	0	2	1-0
Eddie Edwards	35	10	45	6.5-49	0-0	3	0	2-0
Leo Barker	28	15	43	0-0	2-7	2	2	0-0
Joe Kelly	25	10	35	1-7	1-6	1	0	1-0
Lewis Billups	28	5	33	1-9	0-0	11	1	1-2
Ron Simpkins	21	6	27	0-0	0-0	0	0	0-0
Barney Bussey	19	5	24	1-12	1-19	1	0	0-0
Robert Jackson	19	5	24	0-0	0-0	3	0	0-0
Ron Simpkins	21	6	27	0-0	0-0	0	0	0-0
Jim Skow	16	3	19	3-24	0-0	1	0	0-0
John Simmons	16	1	17	1-15	0-0	4	0	0-0
Eric Kattus	13	1	14	0-0	0-0	0	0	0-0
Leon White	12	2	14	0-0	0-0	0	0	0-0
Ed Brady	9	3	12	0-0	0-0	0	1	0-0
Mike Hammerstein	3	7	10	1-6	0-0	0	0	0-0
Jimmy Turner	8	1	9	0-0	0-0	2	0	0-0
Kiki DeAyala	7	2	9	1-11	0-0	0	0	0-0
Bill Johnson	6	2	8	0-0	0-0	0	0	0-0
Stanford Jennings	5	1	6	0-0	0-0	0	0	0-0
Rodney Holman	3	0	3	0-0	0-0	0	0	0-0
Eddie Brown	2	0	2	0-0	0-0	0	0	0-0
Cris Collinsworth	2	0	2	0-0	0-0	0	0	0-0
Bruce Kozerski	2	0	2	0-0	0-0	0	0	0-0
Stanley Wilson	2	0	2	0-0	0-0	0	0	0-0
Jim Breech	1	1	2	0-0	0-0	0	0	0-0
Steve Kreider	1	1	2	0-0	0-0	0	0	0-0
James Brooks	1	0	1	0-0	0-0	0	0	0-0
Jeff Hayes	1	0	1	0-0	0-0	0	0	0-0
Larry Kinnebrew	1	0	1	0-0	0-0	0	0	0-0
Max Montoya	1	0	1	0-0	0-0	0	0	0-0
Joe Walter	1	0	1	0-0	0-0	0	0	0-0
David Douglas	0	1	1	0-0	0-0	0	0	0-0

BLOCKED KICKS	BP	BFG	BXP
Bruce Reimers	0	0	1

\* NOTE: The two-point conversion was not instituted in the NFL until 1994.

\*\* NOTE: It was not standard practice to separate the three types of defensive statistics — defense, special teams and miscellaneous — until 1988. Thus, the defensive statistics listed above include the combined totals of all three types. All defensive statistics above are press box statistics produced at the games.









# 1989 STATISTICS

RECORD: 8-8-0

HEAD COACH: SAM WYCHE

DATE	W-L	SCORE	OPPONENT	ATTENDANCE
9-10-89	L	14-17	at Chicago	64,730
9-17-89	W	41-10	PITTSBURGH	53,885
9-25-89	W	21-14	CLEVELAND	55,996
10-1-89	W	21-17	at Kansas City	61,165
10-8-89	W	26-16	at Pittsburgh	52,785
10-15-89	L	13-20	MIAMI	58,184
10-22-89	L	12-23	INDIANAPOLIS	57,642
10-29-89	W	56-23	TAMPA BAY	57,225
11-5-89	L	7-28	at L.A. Raiders	51,080
11-13-89	L	24-26	at Houston	60,694
11-19-89	W	42-7	DETROIT	55,720
11-26-89	L	7-24	at Buffalo	80,074
12-3-89	W	21-0	at Cleveland	76,236
12-10-89	L	17-24	SEATTLE	54,744
12-17-89	W	61-7	HOUSTON	47,510
12-25-89	L	21-29	at Minnesota	58,829

TEAM STATISTICS	BENGALS	OPPONENTS
TOTAL FIRST DOWNS	348	280
Rushing	136	114
Passing	183	151
Penalty	29	15
3rd Down: Made-Att.	100-220	82-209
3rd Down Pct.	45.5	39.2
4th Down: Made-Att.	12-24	6-19
4th Down Pct.	50.0	31.6
POSSESSION AVG.	30:51	29:09
TOTAL NET YARDS	6101	5297
Avg. Per Game	381.3	331.1
Total Plays	1083	997
Avg. Per Play	5.6	5.3
NET YARDS RUSHING	2483	2162
Avg. Per Game	155.2	135.1
Total Rushes	529	482
NET YARDS PASSING	3618	3135
Avg. Per Game	226.1	195.9
Sacked-Yards Lost	41-332	33-248
Gross Yards	3950	3383
Att.-Completions	513-288	482-256
Completion Pct.	56.1	53.1
Had Intercepted	13	21
PUNTS-AVG.	65-38.5	75-39.1
Net Punting Avg.	29.9	34.7
PENALTIES-YARDS	85-637	121-1045
FUMBLES-BALLS LOST	29-19	26-16
TOUCHDOWNS	52	32
Rushing	17	9
Passing	32	22
Returns	3	1

SCORE BY PERIODS	1	2	3	4	OT	PTS
BENGALS	61	147	98	98	0	404
OPPONENTS	50	97	56	82	0	285

SCORING	TD	TD-R	TD-P	TD-Rt	PAT	FG	S	PTS
Jim Breech	0	0	0	0	37-38	12-14	0	73
James Brooks	9	7	2	0	—	—	0	54
Rodney Holman	9	0	9	0	—	—	0	54
Tim McGee	8	0	8	0	—	—	0	48
Eddie Brown	6	0	6	0	—	—	0	36
Craig Taylor	5	3	2	0	—	—	0	30
Jim Gallery	0	0	0	0	13-13	2-6	0	19
Eric Ball	3	3	0	0	—	—	0	18
Stanford Jennings	3	2	1	0	—	—	0	18
Mike Martin	2	0	2	0	—	—	0	12
Ickey Woods	2	2	0	0	—	—	0	12
Barney Bussey	1	0	0	1	—	—	0	6
Ira Hilary	1	0	1	0	—	—	0	6
Kendal Smith	1	0	1	0	—	—	0	6
Eric Thomas	1	0	0	1	—	—	0	6
Leon White	1	0	0	1	—	—	0	6
Lee Johnson	0	0	0	0	0-1	0-0	0	0
BENGALS	52	17	32	3	50-52	14-20	0	404
OPPONENTS	32	9	22	1	31-32	20-27	1	285

Two-point conversions: (NA\*).

RUSHING	ATT	YDS	AVG	LG	TD
James Brooks	221	1239	5.6	65t	7
Eric Ball	98	391	4.0	27	3
Stanford Jennings	83	293	3.5	17	2
Boomer Esiason	47	278	5.9	24	0
Craig Taylor	30	111	3.7	16	3
Ickey Woods	29	94	3.2	12	2
Tim McGee	2	36	18.0	25	0
Erik Wilhelm	6	30	5.0	14	0
John Holfield	11	20	1.8	11	0
Ira Hilary	1	-2	-2.0	-2	0
Lee Johnson	1	-7	-7.0	-7	0
BENGALS	529	2483	4.7	65t	17
OPPONENTS	482	2162	4.5	92t	9

RECEIVING	REC	YDS	AVG	LG	TD
Tim McGee	65	1211	18.6	74t	8
Eddie Brown	52	814	15.7	46	6
Rodney Holman	50	736	14.7	73t	9
James Brooks	37	306	8.3	25	2
Ira Hilary	17	162	9.5	17	1
Mike Martin	15	160	10.7	21	2
Eric Kattus	12	93	7.8	16	0
Kendal Smith	10	140	14.0	41t	1
Stanford Jennings	10	119	11.9	43t	1
Eric Ball	6	44	7.3	15	0
Jim Riggs	5	29	5.8	9	0
Craig Taylor	4	44	11.0	18t	2
John Garrett	2	29	14.5	18	0
John Holfield	2	18	9.0	14	0
Carl Parker	1	45	45.0	45	0
BENGALS	288	3950	13.7	74t	32
OPPONENTS	256	3383	13.2	84t	22

INTERCEPTIONS	NO	YDS	AVG	LG	TD
David Fulcher	8	87	10.9	22	0
Eric Thomas	4	18	4.5	18t	1
Rickey Dixon	3	47	15.7	28	0
Lewis Billups	2	0	0.0	0	0
Joe Kelly	1	25	25.0	25	0
Leon White	1	22	22.0	22	0
Richard Carey	1	5	5.0	5	0
Barney Bussey	1	0	0.0	0	0
BENGALS	21	204	9.7	28	1
OPPONENTS	13	42	3.2	19	0

PUNTING	NO	YDS	AVG	NET	TB	IN-20	LG	BLK.
Lee Johnson	61	2446	40.1	30.2	11	14	62	2
Jim Breech	2	58	29.0	19.0	1	1	32	0
BENGALS	65	2504	38.5	29.9	12	15	62	2
OPPONENTS	75	2935	39.1	34.7	6	16	57	1

PUNT RETURNS	NO	FC	YDS	AVG	LG	TD
Mike Martin	15	4	107	7.1	17	0
Kendal Smith	12	2	54	4.5	15	0
Ira Hilary	6	4	19	3.2	10	0
Richard Carey	3	2	29	9.7	13	0
BENGALS	36	12	209	5.8	17	0
OPPONENTS	33	5	323	9.8	45	0

KICKOFF RETURNS	NO	YDS	AVG	LG	TD
Stanford Jennings	26	525	20.2	33	0
Ira Hilary	14	223	15.9	29	0
Richard Carey	6	104	17.3	23	0
Kendal Smith	5	65	13.0	19	0
Eric Ball	1	19	19.0	19	0
Craig Taylor	1	5	5.0	5	0
John Holfield	1	0	0.0	0	0
Robert Jackson	0f	0	—	—	0
BENGALS	54	941	17.4	33	0
OPPONENTS	55	1203	21.9	66	0

FIELD GOALS	1-19	20-29	30-39	40-49	50+
Jim Breech	0-0	9-9	3-4	0-1	0-0
Jim Gallery	0-0	1-1	0-1	1-4	0-0
BENGALS	0-0	10-10	3-5	1-5	0-0
OPPONENTS	0-0	9-9	7-8	4-8	0-2

**Jim Breech:** (—), (—), (—), (—), (24G, 27G), (20G, 22G), (30G, 29G, 23G, 21G), (—), (34N), (38G), (49N), (—), (—), (24G), (27G, 30G), (—).

**Jim Gallery:** (45N), (26G, 47G), (48N, 44N), (31N), (—), (—), (—), (—), (—), (—), (—), (—), (—), (—), (—), (—), (—).

**Opponents:** (29G), (38G), (—), (23G), (46N, 24G, 40G, 34G), (29G, 33G), (27G), (—), (46N), (32G, 42G, 37G, 28G), (—), (24G), (51N, 48N), (41N, 48G), (32N), (31G, 37G, 22G, 42G, 24G, 52N).

PASSING	ATT	CMP	YDS	CMP%	YDS/ATT	TD	TD%	INT	INT%	LG	SKD-YDS	RAT
Boomer Esiason	455	258	3525	56.7	7.75	28	6.2	11	2.4	74t	36-288	92.1
Erik Wilhelm	56	30	425	53.6	7.59	4	7.1	2	3.6	46t	3-17	87.3
Turk Schonert	2	0	0	0.0	0.00	0	0.0	0	0.0	—	2-27	39.6
BENGALS	513	288	3950	56.1	7.70	32	6.2	13	2.5	74t	41-332	91.2
OPPONENTS	482	256	3383	53.1	7.02	22	4.6	21	4.4	84t	33-248	72.6

## USUAL STARTERS

OFFENSE	DEFENSE
WR Tim McGee	LDE Jim Skow
LOT Anthony Munoz	NT Tim Krumrie
LG Bruce Reimers	RDE Jason Buck
C Bruce Kozerski	LOLB Leon White
RG Max Montoya	LILB Carl Zander
ROT Brian Blados	RILB Joe Kelly
Joe Walter	ROLB Reggie Williams
TE Rodney Holman	LCB Lewis Billups
WR Eddie Brown	RCB Eric Thomas
QB Boomer Esiason	SS David Fulcher
HB James Brooks	FS Rickey Dixon
FB Eric Ball	
Stanford Jennings	

DEFENSE**	ST	AT	TT	SKS-YDS	INT-YDS	PD	FF	FR-YDS
David Fulcher	70	37	107	0-0	8-87	14	1	4-0
Rickey Dixon	84	19	103	0-0	3-47	16	1	0-0
Tim Krumrie	45	29	74	3-11	0-0	0	1	1-9
Joe Kelly	44	26	70	1-6	1-25	4	1	3-23
Carl Zander	43	24	67	1.5-14	0-0	3	1	1-25
Eric Thomas	49	9	58	2-23	4-18	23	1	1-0
Jason Buck	42	14	56	6-46	0-0	2	1	1-0
Lewis Billups	45	4	49	0-0	2-0	14	2	0-0
Reggie Williams	33	15	48	3.5-27	0-0	0	0	0-0
Leon White	32	15	47	2-17	1-22	4	2	2-22
Skip McClendon	24	9	33	1.5-10.5	0-0	0	2	1-0
Jim Skow	21	8	29	4.5-31	0-0	4	1	0-0
Mike Hammerstein	18	11	29	1.5-13	0-0	0	0	1-0
Leo Barker	21	6	27	0-0	0-0	2	0	0-0
Barney Bussey	20	5	25	2.5-13.5	1-0	6	0	0-0
David Grant	11	10	21	0.5-2.5	0-0	0	0	0-0
Robert Jackson	18	1	19	0-0	0-0	4	1	0-0
Solomon Wilcots	13	2	15	1-18	0-0	0	0	0-0
Kevin Walker	7	4	11	0-0	0-0	0	0	1-0
Richard Carey	6	3	9	0-0	1-5	3	0	0-0
Natu Tuatagaloa	6	1	7	2.5-15.5	0-0	2	0	0-0
Ed Brady	1	0	1	0-0	0-0	0	0	0-0

SPECIAL TEAMS**	ST	AT	TT	FF	FR-YDS	BP	BFG	BXP
Kevin Walker	11	0	11	0	0-0	0	0	0
Leo Barker	10	1	11	0	0-0	0	0	0
Ed Brady	9	1	10	0	0-0	0	0	0
Barney Bussey	9	1	10	0	0-0	0	0	0
Solomon Wilcots	8	2	10	0	0-0	0	0	0
Robert Jackson	6	0	6	0	0-0	0	0	0
Chris Barber	5	1	6	0	0-0	0	0	0
Leon White	5	1	6	0	0-0	0	0	0
Rickey Dixon	5	0	5	0	0-0	0	0	0
Richard Carey	1	2	3	0	0-0	0	0	0
Lee Johnson	2	0	2	0	0-0	0	0	0
Craig Taylor	2	0	2	0	0-0	0	0	0
Eric Thomas	2	0	2	0	0-0	1	0	0
Natu Tuatagaloa	2	0	2	0	0-0	0	0	0
Ira Hilary	1	0	1	0	0-0	0	0	0
Stanford Jennings	1	0	1	0	0-0	0	0	0
Eric Kattus	1	0	1	0	0-0	0	0	0
Rich Romer	1	0	1	0	0-0	0	0	0
Carl Zander	1	0	1	0	0-0	0	0	0
John Garrett	0	1	1	0	0-0	0	0	0

MISCELLANEOUS DEFENSE**	ST	AT	TT	FF	FR-YDS
Eddie Brown.....	2	0	2	0	0-0
Rodney Holman.....	2	0	2	0	0-0
Max Montoya.....	2	0	2	0	0-0
Erik Wilhelm.....	2	0	2	0	0-0
Brian Blados.....	1	0	1	0	0-0
James Brooks.....	1	0	1	0	0-0
Ira Hillary.....	1	0	1	0	0-0
Lee Johnson.....	1	0	1	0	0-0
Craig Taylor.....	1	0	1	0	0-0



# 1991 STATISTICS

RECORD: 3-13-0

HEAD COACH: SAM WYCHE

DATE	W-L	SCORE	OPPONENT	ATTENDANCE
9-1-91	L	14-45	at Denver	72,855
9-8-91	L	7-30	HOUSTON	56,463
9-15-91	L	13-14	at Cleveland	78,269
9-22-91	L	27-34	WASHINGTON	52,038
9-29-91			— BYE —	
10-6-91	L	7-13	SEATTLE	60,010
10-13-91	L	23-35	at Dallas	63,275
10-21-91	L	16-35	at Buffalo	80,131
10-27-91	L	3-35	at Houston	58,634
11-3-91	W	23-21	CLEVELAND	55,077
11-10-91	L	27-33 (OT)	PITTSBURGH	55,503
11-17-91	L	10-17	at Philadelphia	63,189
11-24-91	L	14-38	L.A. RAIDERS	52,044
12-1-91	W	27-24	N.Y. GIANTS	45,063
12-9-91	L	13-37	at Miami	60,616
12-15-91	L	10-17	at Pittsburgh	35,420
12-22-91	W	29-7	NEW ENGLAND	46,394

TEAM STATISTICS	BENGALS	OPPONENTS
TOTAL FIRST DOWNS	286	308
Rushing	96	100
Passing	162	191
Penalty	28	17
3rd Down: Made-Att.	78-212	86-194
3rd Down Pct.	36.8	44.3
4th Down: Made-Att.	9-20	4-8
4th Down Pct.	45.0	50.0
POSSESSION AVG.	29:14	30:46
TOTAL NET YARDS	4969	5652
Avg. Per Game	310.6	353.3
Total Plays	993	980
Avg. Per Play	5.0	5.8
NET YARDS RUSHING	1811	1662
Avg. Per Game	113.2	103.9
Total Rushes	454	454
NET YARDS PASSING	3158	3990
Avg. Per Game	249.4	314.2
Sacked-Yards Lost	33-255	21-129
Gross Yards	3413	4119
Att.-Completions	511-290	505-303
Completion Pct.	56.8	60.0
Had Intercepted	22	17
PUNTS-AVG.	65-43.5	57-42.0
Net Punting Avg.	34.3	36.4
PENALTIES-YARDS	107-845	94-808
FUMBLES-BALLS LOST	30-20	23-14
TOUCHDOWNS	27	53
Rushing	11	20
Passing	14	26
Returns	2	7

SCORE BY PERIODS	1	2	3	4	OT	PTS
BENGALS	57	71	64	71	0	263
OPPONENTS	68	163	76	122	6	435

SCORING	TD	TD-R	TD-P	TD-Rt	PAT	FG	S	PTS
Jim Breech	0	0	0	0	27-27	23-29	0	96
James Brooks	4	2	2	0	—	—	0	24
Tim McGee	4	0	4	0	—	—	0	24
Ickey Woods	4	4	0	0	—	—	0	24
Eddie Brown	2	0	2	0	—	—	0	12
Harold Green	2	2	0	0	—	—	0	12
Rodney Holman	2	0	2	0	—	—	0	12
Craig Taylor	2	2	0	0	—	—	0	12
Eric Ball	1	1	0	0	—	—	0	6
Mike Barber	1	0	1	0	—	—	0	6
Mike Dingle	1	0	1	0	—	—	0	6
David Fulcher	1	0	0	1	—	—	0	6
Lynn James	1	0	1	0	—	—	0	6
Mitchell Price	1	0	0	1	—	—	0	6
Reggie Rember	1	0	1	0	—	—	0	6
Lee Johnson	0	0	0	0	0-0	1-3	0	3
Alex Gordon	0	0	0	0	—	—	1	2
BENGALS	27	11	14	2	27-27	24-32	1	263
OPPONENTS	53	20	26	7	49-52	22-31	1	435

Two-point conversions: (NA\*).

RUSHING	ATT	YDS	AVG	LG	TD
Harold Green	158	731	4.6	75t	2
James Brooks	152	571	3.8	25	2
Craig Taylor	33	153	4.6	34t	2
Ickey Woods	36	97	2.7	12	4
Mike Dingle	21	91	4.3	21	0
Boomer Esiason	24	66	2.8	16	0
Donald Hollas	12	66	5.5	27	0
Eric Ball	10	21	2.1	10	1
Erik Wilhelm	1	9	9.0	9	0
Eddie Brown	1	8	8.0	8	0
Lee Johnson	1	-2	-2.0	-2	0
BENGALS	449	1811	4.0	75t	11
OPPONENTS	454	1662	3.7	43	20

RECEIVING	REC	YDS	AVG	LG	TD
Eddie Brown	59	827	14.0	53	2
Tim McGee	51	802	15.7	52t	4
James Brooks	40	348	8.7	40	2
Rodney Holman	31	445	14.4	39	2
Mike Barber	23	255	11.1	42t	1
Craig Taylor	21	122	5.8	16	0
Harold Green	16	136	8.5	18	0
Eric Kattus	12	136	11.3	24	0
Reggie Rember	9	117	13.0	23t	1
Lynn James	7	103	14.7	22	1
Ickey Woods	6	36	6.0	16	0
Mike Dingle	5	23	4.6	12	1
Jim Riggs	4	14	3.5	7	0
Shane Garrett	3	32	10.7	13	0
Eric Ball	3	17	5.7	9	0
BENGALS	290	3413	11.8	53	14
OPPONENTS	303	4119	13.6	74t	26

INTERCEPTIONS	NO	YDS	AVG	LG	TD
David Fulcher	4	51	12.8	27t	1
Eric Thomas	3	0	0.0	0	0
Rickey Dixon	2	62	31.0	47	0
Barney Bussey	2	18	9.0	18	0
Leo Barker	1	29	29.0	29	0
Alonzo Mitz	1	8	8.0	8	0
Richard Fain	1	1	1.0	1	0
James Francis	1	0	0.0	0	0
David Grant	1	0	0.0	0	0
Mitchell Price	1	0	0.0	0	0
BENGALS	17	169	9.9	47	1
OPPONENTS	22	331	15.0	52t	3

PUNTING	NO	YDS	AVG	NET	TB	IN-20	LG	BLK.
Lee Johnson	64	2795	43.7	34.7	6	15	62	0
Jim Breech	1	33	33.0	13.0	1	0	33	0
BENGALS	65	2828	43.5	34.3	7	15	62	0
OPPONENTS	57	2394	42.0	36.4	2	14	59	0

PUNT RETURNS	NO	FC	YDS	AVG	LG	TD
Mitchell Price	14	6	203	14.5	78t	1
Mike Barber	13	5	70	5.4	15	0
Shane Garrett	1	0	7	7.0	7	0
Lynn James	1	0	0	0.0	0	0
BENGALS	29	11	280	9.7	78t	1
OPPONENTS	38	7	456	12.0	75t	2

KICKOFF RETURNS	NO	YDS	AVG	LG	TD
Eric Ball	13	262	20.2	24	0
Shane Garrett	13	214	16.5	24	0
James Brooks	11	190	17.3	35	0
Mike Dingle	7	176	25.1	63	0
Lynn James	8	143	17.9	26	0
Mitchell Price	5	91	18.2	22	0
Harold Green	4	66	16.5	20	0
Joe King	3	34	11.3	17	0
Jim Riggs	2	28	14.0	15	0
Rodney Holman	1	15	15.0	15	0
Mike Barber	1	7	7.0	7	0
Eric Thomas	1	-1	-1.0	-1	0
BENGALS	69	1225	17.8	63	0
OPPONENTS	38	741	19.5	34	0

FIELD GOALS	1-19	20-29	30-39	40-49	50+
Jim Breech	0-0	9-10	8-10	5-6	1-3
Lee Johnson	0-0	0-0	0-0	0-0	1-3
BENGALS	0-0	9-10	8-10	5-6	2-6
OPPONENTS	2-2	4-4	9-13	6-11	1-1

**Jim Breech:** (—), (33N), (21G, 36G), (46G, 25G), (—), (45G, 24G, 26G), (32G, 42G), (50N, 20G), (23G, 38G, 38G), (29G, 47G), (38G), (—), (35G, 35G), (39N, 27G, 50G), (50N, 39G, 48N, 26N), (49G, 25G).

**Lee Johnson:** (—), (—), (—), (—), (—), (—), (53G), (—), (—), (—), (—), (55N), (—), (52N), (—), (—).

**Opponents:** (30N, 42N, 19G), (19G, 21G, 37G), (30G, 42G, 38G, 45G), (40G, 26G), (45N, 36G, 31G), (—), (—), (33G, 45N), (47N, 34N), (44G, 46G, 37N), (42N, 37G), (29G), (37G), (50G, 22G, 36G), (47G, 39N), (—).

PASSING	ATT	CMP	YDS	CMP%	YDS/ATT	TD	TD%	INT	INT%	LG	SKD-YDS	RAT
Boomer Esiason	413	233	2883	56.4	6.98	13	3.1	16	3.9	53	25-190	72.5
Donald Hollas	55	32	310	58.2	5.64	1	1.8	4	7.3	23t	7-57	49.8
Erik Wilhelm	42	24	217	57.1	5.17	0	0.0	2	4.8	29	1-8	51.4
Lee Johnson	1	1	3	100.0	3.00	0	0.0	0	0.0	3	0-0	79.2
BENGALS	511	290	3413	56.8	6.68	14	2.7	22	4.3	53	33-255	68.4
OPPONENTS	505	303	4119	60.0	8.16	26	5.1	17	3.4	74t	21-129	89.2

## USUAL STARTERS

OFFENSE	DEFENSE
WR Tim McGee	LDE Alonzo Mitz
LOT Anthony Munoz	NT Tim Krumrie
LG Bruce Reimers	RDE David Grant
C Bruce Kozerski	LOLB James Francis
RG Paul Jetton	LILB Leo Barker
Ken Moyer	RILB Carl Zander
ROT Joe Walter	ROLB Alfred Williams
TE Rodney Holman	LCB Wayne Haddix
WR Eddie Brown	RCB Lewis Billups
QB Boomer Esiason	SS David Fulcher
RB James Brooks	FS Rickey Dixon
RB Harold Green	Barney Bussey

DEFENSE**	ST	AT	TT	SKS-YDS	INT-YDS	PD	FF	FR-YDS
David Fulcher	68	27	95	0-0	4-51	9	4	3-12
Tim Krumrie	56	12	68	4-26	0-0	1	1	1-0
James Francis	50	18	68	3-21	1-0	7	0	1-0
Rickey Dixon	58	7	65	0-0	2-62	8	1	0-0
Eric Thomas	51	5	56	0-0	3-0	18	0	1-0
Leo Barker	44	11	55	0-0	1-29	1	0	0-0
Alonzo Mitz	40	8	48	0-0	1-8	2	0	1-0
Carl Zander	37	10	47	0-0	0-0	1	2	1-0
Alfred Williams	36	4	40	3-16	0-0	3	1	2-24
Barney Bussey	31	8	39	0-0	2-18	3	0	1-0
David Grant	33	4	37	2-14	1-0	1	0	0-0
Lewis Billups	32	3	35	1-9	0-0	6	0	1-7
Mitchell Price	16	1	17	0-0	1-0	4	0	1-0
Kevin Walker	15	2	17	1-5	0-0	0	0	0-0
Natu Tuatagaloa	14	1	15	2-8	0-0	1	1	0-0
Lamar Rogers	10	4	14	0-0	0-0	1	0	0-0
Wayne Haddix	12	1	13	0-0	0-0	7	0	0-0
Richard Fain	8	2	10	0-0	1-1	3	0	0-0
Leon White	8	2	10	0-0	0-0	0	0	0-0
Rod Jones	9	0	9	0-0	0-0	3	0	0-0
Alex Gordon	6	2	8	2-8	0-0	0	0	0-0
Bernard Clark	5	3	8	0-0	0-0	0	0	0-0
Skip McClendon	5	1	6	0-0	0-0	0	0	0-0
Fernandus Vinson	4	2	6	0-0	0-0	2	0	0-0
Antoine Bennett	3	0	3	0-0	0-0	1	0	0-0
Daniel Stubbs	3	0	3	3-22	0-0	0	1	0-0
Joe King	2	1	3	0-0	0-0	0	0	0-0
Ed Brady	0	1	1	0-0	0-0	0	0	0-0
Rod Saddler	0	1	1	0-0	0-0	0	0	0-0

SPECIAL TEAMS**	ST	AT	TT	FF	FR-YDS	BP	BFG	BXP
Ed Brady .....	11	1	12	0	0-0	0	0	0
Alex Gordon .....	5	3	8	0	1-0	0	0	0
Leo Barker .....	6	0	6	0	0-0	0	0	0
Leon White .....	6	0	6	0	0-0	0	0	0
Bernard Clark .....	5	0	5	0	0-0	0	0	0
Reggie Rembert .....	4	1	5	0	0-0	0	0	0
Fernandus Vinson .....	4	0	4	0	0-0	0	0	0
Lynn James .....	3	1	4	0	0-0	0	0	0
Mike Barber .....	3	0	3	0	0-0	0	0	0
Richard Fair .....	3	0	3	0	0-0	0	0	0
Mitchell Price .....	3	0	3	0	0-0	0	0	0
Barney Bussey .....	2	0	2	0	0-0	0	0	0
Rickey Dixon .....	2	0	2	0	0-0	0	0	0
Joe King .....	2	0	2	0	0-0	0	0	0
Eric Ball .....	1	0	1	0	0-0	0	0	0
Lewis Billups .....	1	0	1	0	0-0	0	0	0
Wayne Haddix .....	1	0	1	0	0-0	0	0	0
Donald Hollas .....	1	0	1	0	0-0	0	0	0
Rod Jones .....	1	0	1	0	0-0	0	0	0
Natu Tuatagaloa .....	1	0	1	0	0-0	0	0	0
Kevin Walker .....	1	0	1	0	0-0	0	0	0
Carl Zander .....	1	0	1	0	0-0	0	0	0
Mike Dingle .....	0	1	1	0	0-0	0	0	0
Eric Thomas .....	0	0	0	0	0-0	0	3	0
Rod Saddler .....	0	0	0	0	0-0	0	0	1



**RECORD: 5-11-0**

PASSING	ATT	CMP	YDS	CMP%	YDS/ATT	TD	TD%	INT	INT%	LG	SKD-YDS	RAT
Boomer Esiason .....	278	144	1407	51.8	5.06	11	4.0	15	5.4	38	19-150	57.0
David Klingler .....	98	47	530	48.0	5.41	3	3.1	2	2.0	83t	18-146	66.3
Donald Hollas .....	58	35	335	60.3	5.78	2	3.4	0	0.0	24t	8-45	87.9
Jim Breech .....	1	1	12	100.0	12.00	0	0.0	0	0.0	12	0-0	116.7
BENGALS .....	435	227	2284	52.2	5.25	16	3.7	17	3.9	83t	45-341	63.4
OPPONENTS .....	489	288	3620	58.9	7.40	24	4.9	16	3.3	47	45-294	84.7

<b>RUSHING</b>	<b>ATT</b>	<b>YDS</b>	<b>AVG</b>	<b>LG</b>	<b>TD</b>
Harold Green .....	265	1170	4.4	53	2
Derrick Fenner .....	112	500	4.5	35t	7
Donald Hollas .....	20	109	5.5	24	0
Boomer Esiason .....	21	66	3.1	15	0
Eric Ball .....	16	55	3.4	17	2
David Klingler .....	11	53	4.8	12	0
Ostell Miles .....	8	22	2.8	9	0
Jeff Query .....	1	1	1.0	1	0
<b>BENGALS</b> .....	454	1976	4.4	53	11
<b>OPPONENTS</b> .....	490	2007	4.1	36t	15

RECEIVING	REC	YDS	AVG	LG	TD
Harold Green .....	41	214	5.2	19	0
Tim McGee .....	35	408	11.7	36	3
Carl Pickens .....	26	326	12.5	38	1
Rodney Holman .....	26	266	10.2	26t	2
Reggie Remberb .....	19	219	11.5	27	0
Craig Thompson .....	19	194	10.2	32	2
Jeff Query .....	16	265	16.6	83t	3
Brian Brennan .....	16	166	10.4	21	1
Jim Riggs .....	11	70	6.4	17	0
Derrick Fenner .....	7	41	5.9	15	1
Eric Ball .....	6	66	11.0	35t	2
Milt Stegall .....	3	35	11.7	13	1
Jeff Thomason .....	2	14	7.0	10	0
BENGALS .....	227	2284	10.1	83t	16
OPPONENTS .....	288	3620	12.6	47	24

INTERCEPTIONS	NO	YDS	AVG	LG	TD
Darryl Williams.....	4	65	16.3	30	0
James Francis.....	3	108	36.0	66t	1
David Fulcher.....	3	0	0.0	0	0
Rod Jones.....	2	14	7.0	14	0
Leonard Wheeler.....	1	12	12.0	12	0
Barney Bussey.....	1	3	3.0	3	0
Alonzo Mitz.....	1	3	3.0	3	0
Ricardo McDonald.....	1	0	0.0	0	0
BENGALS.....	16	205	12.8	66t	1
OPPONENTS.....	17	127	7.5	36	0

<b>PUNTING</b>	<b>NO</b>	<b>YDS</b>	<b>AVG</b>	<b>NET</b>	<b>TB</b>	<b>IN-20</b>	<b>LG</b>	<b>BLK.</b>
Lee Johnson .....	76	3196	42.1	35.9	9	15	64	0
BENGALS .....	76	3196	42.1	35.9	9	15	64	0
OPPONENTS .....	57	2384	41.8	35.1	5	16	70	1

<b>PUNT RETURNS</b>	<b>NO</b>	<b>FC</b>	<b>YDS</b>	<b>AVG</b>	<b>LG</b>	<b>TD</b>
Carl Pickens .....	18	9	229	12.7	95t	1
Mitchell Price .....	6	2	56	9.3	25	0
BENGALS .....	24	11	285	11.9	95t	1
OPPONENTS .....	32	14	284	8.9	58t	1

KICKOFF RETURNS	NO	YDS	AVG	LG	TD
Milt Stegall.....	25	430	17.2	39	0
Eric Ball.....	20	411	20.6	48	0
Ostle Miles.....	8	128	16.0	27	0
Derrick Fenner.....	2	38	19.0	19	0
Mitchell Price.....	2	20	10.0	13	0
Barney Bussey.....	1	18	18.0	18	0
Jeff Query.....	1	13	13.0	13	0
BENGALS.....	59	1058	17.9	48	0
OPPONENTS.....	46	1079	23.5	100t	2

FIELD GOALS	1-19	20-29	30-39	40-49	50+
Jim Breech.....	0-0	8-8	7-7	4-11	0-1
Lee Johnson.....	0-0	0-0	0-0	0-0	0-1
BENGALS.....	0-0	8-8	7-7	4-11	0-2
OPPONENTS.....	0-0	9-11	6-8	3-8	0-3

**Jim Breech:** (47N, 48 N), (34G), (20G, 34G, 41G), (—), (29G, 43N), (47N), (24G), (26G, 21G, 32G), (36G), (44N), (40G, 20G, 50N), (33G, 42G, 38G), (—), (48G), (47N, 42N, 21G, 39G), (25G).

**Lee Johnson:** (—), (59B), (—), (—), (—), (—), (—), (—), (—), (—), (—), (—), (—), (—), (—), (—).

**Opponents:** (40G), (52N, 27B, 59N), (32N, 37G, 47N), (—), (39G), (21G, 45N, 27G), (27G, 47N), (39G), (47N, 52N), (27N, 42G, 36N), (35G, 27G, 20G, 29G), (49N), (34G, 30G, 27G), (21G, 48G), (27G), (—).

OFFENSE		DEFENSE	
WR	Tim McGee	LDE	Lamar Rogers
LOT	Anthony Munoz, Kevin Sargent	NT	Tim Krumrie
LG	Bruce Kozerski	RDE	Alonzo Mitz
C	Mike Arthur	LOLB	James Francis
RG	Jon Melander	LILB	Ricardo McDonald
ROT	Joe Walter	RILB	Gary Reasons
TE	Rodney Holman	ROLB	Daniel Stubbs
WR	Carl Pickens	LCB	Rod Jones
QB	Boomer Esiason	RCB	Eric Thomas
HB	Harold Green	SS	David Fulcher
FB	Eric Ball	FS	Darryl Williams

Tim Krumrie.....	71	26	97	4-21	0-0	2	2	1-0
Ricardo McDonald.....	71	23	94	0-0	1-0	4	0	1-4
Darryl Williams.....	70	8	78	2-16	4-65	13	2	1-0
David Fulcher.....	56	16	72	1-10	3-0	9	0	0-0
Rod Jones.....	54	9	63	0-0	2-14	17	0	1-0
Alfred Williams.....	39	5	44	10-70	0-0	4	3	0-0
Lamar Rogers.....	33	10	43	4-28.5	0-0	0	2	0-0
Eric Thomas.....	40	2	42	0-0	0-0	11	1	0-0
Rickey Dixon.....	37	5	42	0-0	0	6	0	0-0
James Francis.....	33	6	39	6-28	3-108	11	3	2-3
Gary Reasons.....	32	6	38	0-0	0-0	0	1	1-0
Alonzo Mitz.....	19	16	35	3-23.5	1-3	1	1	2-0
Barney Bussey.....	24	8	32	0-0	1-3	4	0	1-0
Daniel Stubbs.....	24	8	32	9-64	0-0	0	1	1-0
Kevin Walker.....	16	12	28	0-0	0-0	0	0	0-0
Fernandus Vinson.....	18	4	22	1-15	0-0	0	2	1-22
Leonard Wheeler.....	17	4	21	0-0	1-12	3	0	0-0
Mike Frier.....	13	2	15	0-0	0-0	0	0	0-0
Antoine Bennett.....	14	0	14	0-0	0-0	3	0	0-0
Alex Gordon.....	13	1	14	1-7	0-0	1	1	1-0
Eric Shaw.....	12	2	14	0-0	0-0	1	0	0-0
Elston Riddle.....	7	0	7	3-9	0-0	0	0	0-0
Randy Kirk.....	6	1	7	0-0	0-0	1	0	1-7
Ray Bentley.....	4	1	5	0-0	0-0	0	0	1-75
Mitchell Price.....	4	0	4	0-0	0-0	0	0	0-0
Roosevelt Nix.....	1	0	1	1-2	0-0	0	0	0-0

Randy Kirk.....	12	1	13	1	0-0	0	0	0
Eric Shaw.....	5	2	7	0	0-0	0	0	0
Craig Thompson.....	5	2	7	0	0-0	0	0	0
Milt Stegall.....	5	1	6	0	0-0	0	0	0
Rickey Dixon.....	4	2	6	0	0-0	0	0	0
Leonard Wheeler.....	4	2	6	0	0-0	0	0	0
Antoine Bennett.....	5	0	5	0	1-0	0	0	0
Darryl Williams.....	3	2	5	0	0-0	0	0	0
Fernandus Vinson.....	3	1	4	0	0-0	0	0	0
Eric Ball.....	3	0	3	0	2-0	1	0	0
Ricardo McDonald.....	3	0	3	0	0-0	0	0	0
Alex Gordon.....	2	1	3	0	0-0	0	0	0
Ostell Miles.....	2	0	2	0	0-0	0	0	0
James Francis.....	1	0	1	0	0-0	0	0	0
David Fulcher.....	1	0	1	0	0-0	0	0	0
Lee Johnson.....	1	0	1	0	0-0	0	0	0
Alonzo Mitz.....	1	0	1	0	0-0	0	0	0
Roosevelt Nix.....	1	0	1	0	0-0	0	0	0
Gary Reasons.....	1	0	1	0	0-0	0	0	0
Frank Robinson.....	1	0	1	0	0-0	0	0	0
Jeff Thomason.....	1	0	1	0	0-0	0	0	0
Kevin Walker.....	1	0	1	0	0-0	0	0	0
Eric Thomas.....	0	0	0	0	0-0	0	1	0

Harold Green.....	3	0	3	0	0-0
Carl Pickens.....	3	0	3	0	0-0
Rodney Holman.....	2	0	2	0	0-0
Boomer Esiason.....	1	0	1	0	0-0
Bruce Kozerski.....	1	0	1	0	0-0
Tim McGee.....	1	0	1	0	0-0
Jeff Query.....	1	0	1	0	0-0

\* NOTE: The two-point conversion was not instituted in the NFL until 1994.

\*\* NOTE: All defensive statistics above are press box statistics produced at the games.



# 1993 STATISTICS

RECORD: 3-13-0

HEAD COACH: DAVE SHULA

DATE	W-L	SCORE	OPPONENT	ATTENDANCE
9-5-93	L	14-27	at Cleveland	75,508
9-12-93	L	6-9	INDIANAPOLIS	50,299
9-19-93	L	7-34	at Pittsburgh	53,682
9-26-93	L	10-19	SEATTLE	46,880
10-3-93			— BYE —	
10-10-93	L	15-17	at Kansas City	75,394
10-17-93	L	17-28	CLEVELAND	55,647
10-24-93	L	12-28	at Houston	50,039
10-31-93			— BYE —	
11-7-93	L	16-24	PITTSBURGH	51,202
11-14-93	L	3-38	HOUSTON	42,347
11-21-93	L	12-17	at N.Y. Jets	64,264
11-28-93	W	16-10	L.A. RAIDERS	43,272
12-5-93	L	8-21	at San Francisco	60,039
12-12-93	L	2-7	at New England	29,794
12-19-93	W	15-3	L.A. RAMS	36,612
12-26-93	W	21-17	ATLANTA	27,014
1-2-94	L	13-20	at New Orleans	58,036

TEAM STATISTICS	BENGALS	OPPONENTS
TOTAL FIRST DOWNS	239	306
Rushing	89	134
Passing	133	159
Penalty	17	13
3rd Down: Made-Att	80-232	85-212
3rd Down Pct.	34.5	40.1
4th Down: Made-Att	10-26	7-11
4th Down Pct.	38.5	63.6
POSSESSION AVG.	28:58	31:02
TOTAL NET YARDS	4052	5018
Avg. Per Game	253.3	313.6
Total Plays	986	1000
Avg. Per Play	4.1	5.0
NET YARDS RUSHING	1511	2220
Avg. Per Game	94.4	138.8
Total Rushes	423	521
NET YARDS PASSING	2541	2798
Avg. Per Game	158.8	174.9
Sacked-Yards Lost	53-289	22-154
Gross Yards	2830	2952
Att.-Completions	510-272	457-251
Completion Pct.	53.3	54.9
Had Intercepted	11	12
PUNTS-AVG.	90-43.9	74-42.2
Net Punting Avg.	36.6	36.2
PENALTIES-YARDS	105-773	73-567
FUMBLES-BALLS LOST	24-9	22-14
TOUCHDOWNS	16	37
Rushing	3	15
Passing	11	20
Returns	2	2

SCORE BY PERIODS	1	2	3	4	OT	PTS
BENGALS	41	74	18	54	0	187
OPPONENTS	42	119	63	95	0	319

SCORING	TD	TD-R	TD-P	TD-Rt	PAT	FG	S	PTS
Doug Pelfrey	0	0	0	0	13-16	24-31	0	85
Carl Pickens	6	0	6	0	—	—	0	36
Jeff Query	4	0	4	0	—	—	0	24
Eric Ball	1	1	0	0	—	—	0	6
Mike Brim	1	0	0	1	—	—	0	6
Derrick Fenner	1	1	0	0	—	—	0	6
Ostell Miles	1	1	0	0	—	—	0	6
Craig Thompson	1	0	1	0	—	—	0	6
Darryl Williams	1	0	0	1	—	—	0	6
Alfred Williams	0	0	0	0	—	—	1	2
(team)	—	—	—	—	—	—	2	4
BENGALS	16	3	11	2	13-16	24-31	3	187
OPPONENTS	37	15	20	2	37-37	20-28	0	319

Two-point conversions: (NA\*).

RUSHING	ATT	YDS	AVG	LG	TD
Harold Green	215	589	2.7	25	0
Derrick Fenner	121	482	4.0	26	1
David Klingler	41	282	6.9	29	0
Ostell Miles	22	56	2.5	15	1
Jay Schroeder	10	41	4.1	20	0
Eric Ball	8	37	4.6	18	1
Jeff Query	2	13	6.5	8	0
Patrick Robinson	1	6	6.0	6	0
Ryan Benjamin	3	5	1.7	2	0
BENGALS	423	1511	3.6	29	3
OPPONENTS	521	2220	4.3	38t	15

RECEIVING	REC	YDS	AVG	LG	TD
Jeff Query	56	654	11.7	51	4
Derrick Fenner	48	427	8.9	40	0
Tony McGee	44	525	11.9	37	0
Carl Pickens	43	565	13.1	36	6
Harold Green	22	115	5.2	16	0
Craig Thompson	17	87	5.1	10	1
Reggie Rembert	8	101	12.6	21	0
Patrick Robinson	8	72	9.0	14	0
Ostell Miles	6	89	14.8	27	0
Wesley Carroll	6	81	13.5	28	0
David Frisch	6	43	7.2	12	0
Eric Ball	4	39	9.8	24	0
Jeff Thomason	2	8	4.0	5	0
Ryan Benjamin	1	16	16.0	16	0
Milt Stegall	1	8	8.0	8	0
BENGALS	272	2830	10.4	51	11
OPPONENTS	251	2952	11.8	71t	20

INTERCEPTIONS	NO	YDS	AVG	LG	TD
Mike Brim	3	74	24.7	30	1
Darryl Williams	2	126	63.0	97t	1
Sheldon White	2	19	9.5	14	0
James Francis	2	12	6.0	12	0
Alan Grant	1	17	17.0	17	0
Rod Jones	1	0	0.0	0	0
Steve Tovar	1	0	0.0	0	0
Leonard Wheeler	0	^24	—	24	0
BENGALS	12	272	22.7	97t	2
OPPONENTS	11	49	4.5	30	0

\*Lateral.

PUNTING	NO	YDS	AVG	NET	TB	IN-20	LG	BLK.
Lee Johnson	90	3954	43.9	36.6	12	24	60	0
BENGALS	90	3954	43.9	36.6	12	24	60	0
OPPONENTS	74	3123	42.2	36.2	6	20	72	1

PUNT RETURNS	NO	FC	YDS	AVG	LG	TD
Patrick Robinson	43	6	305	7.1	36	0
Carl Pickens	4	2	16	4.0	9	0
Marcello Simmons	1	0	0	0.0	0	0
BENGALS	48	8	321	6.7	36	0
OPPONENTS	47	13	416	8.9	39	0

KICKOFF RETURNS	NO	YDS	AVG	LG	TD
Patrick Robinson	30	567	18.9	42	0
Eric Ball	23	501	21.8	45	0
Ryan Benjamin	4	78	19.5	24	0
Ostell Miles	4	65	16.3	24	0
Eric Shaw	0f	0	—	—	0
BENGALS	61	1211	19.9	45	0
OPPONENTS	38	831	21.9	66	0

FIELD GOALS	1-19	20-29	30-39	40-49	50+
Doug Pelfrey	0-0	8-8	6-10	8-10	2-3
BENGALS	0-0	8-8	6-10	8-10	2-3
OPPONENTS	0-0	3-5	11-13	5-8	1-2

**Doug Pelfrey:** (—), (35G, 23G, 35N), (44N), (34N, 38N, 23G), (23G, 24G, 42G, 47G, 34G), (49G), (53G, 50G), (32G), (46G), (28G), (45G, 33N, 34G, 44G), (48G, 39G), (—), (43G, 44N, 28G, 52N, 25G), (—), (22G, 31G).

**Opponents:** (28G, 34G), (53G, 31G, 39N, 42G), (33G, 34G), (32G, 35G, 23G, 35G), (37G), (—), (—), (23G), (39G), (42G), (41N, 44N, 31N, 48N, 34G), (—), (27N), (26N, 32G), (49G), (54N, 43G, 49G).

PASSING	ATT	CMP	YDS	CMP%	YDS/ATT	TD	TD%	INT	INT%	LG	SKD-YDS	RAT
David Klingler	343	190	1935	55.4	5.64	6	1.7	9	2.6	51	40-202	66.6
Jay Schroeder	159	78	832	49.1	5.23	5	3.1	2	1.3	37	13-87	70.0
Erik Wilhelm	6	4	63	66.7	10.50	0	0.0	0	0.0	27	0-0	101.4
Lee Johnson	1	0	0	0.0	0.00	0	0.0	0	0.0	—	0-0	39.6
Carl Pickens	1	0	0	0.0	0.00	0	0.0	0	0.0	—	0-0	39.6
BENGALS	510	272	2830	53.3	5.55	11	2.2	11	2.2	51	53-289	67.9
OPPONENTS	457	251	2952	54.9	6.46	20	4.4	12	2.6	71t	22-154	78.4

## USUAL STARTERS

OFFENSE	DEFENSE
WR Jeff Query	LDE John Copeland
LOT Tom Scott	NT Tim Krumie
LG Ken Moyer	RDE George Hinkle
C Bruce Kozerski	LOLB James Francis
RG Tom Rayam	LILB Eric Shaw
ROT Joe Walter	Steve Tovar
TE Tony McGee	RILB Ricardo McDonald
WR Carl Pickens	ROLB Alfred Williams
QB David Klingler	LCB Mike Brim
HB Harold Green	RCB Rod Jones
FB Derrick Fenner	SS Lance Gunn
	FS Darryl Williams

DEFENSE**	ST	AT	TT	SKS-YDS	INT-YDS	PD	FF	PF	FR-YDS
Darryl Williams	95	28	123	2-25	2-126	12	1	1	1-0
Ricardo McDonald	87	15	102	1-5	0-0	2	1	0	0-0
Steve Tovar	72	13	85	0-0	1-0	5	0	1	1-0
Tim Krumie	58	20	78	3-23	0-0	2	1	0	0-0
Rod Jones	46	7	53	0-0	1-0	10	1	1	1-0
Mike Brim	41	8	49	0-0	3-74	8	1	1	1-0
Eric Shaw	38	11	49	0-0	0-0	1	0	1	1-0
John Copeland	43	5	48	3-18	0-0	0	2	0	0-0
James Francis	35	6	41	2-16	2-12	7	0	1	1-0
Fernandus Vinson	27	5	32	0-0	0-0	2	1	3	3-0
Leonard Wheeler	22	7	29	0-0	0-24	1	0	0	0-0
Alfred Williams	22	7	29	4-28	0-0	3	1	0	0-0
Lance Gunn	25	3	28	0-0	0-0	5	0	1	1-0
Alex Gordon	23	3	26	0-0	0-0	2	0	0	0-0
Daniel Stubbs	20	4	24	5-31	0-0	0	0	1	1-0
Mike Frier	17	4	21	1-0	0-0	1	0	0	0-0
George Hinkle	10	6	16	1-8	0-0	1	0	0	0-0
Alan Grant	11	0	11	0-0	1-17	1	0	0	0-0
Marcello Simmons	9	0	9	0-0	0-0	5	0	0	0-0
Ty Parten	5	3	8	0-0	0-0	2	0	0	0-0
Sheldon White	5	3	8	0-0	2-19	2	0	1	1-0
Roosevelt Nix	5	0	5	0-0	0-0	1	0	0	0-0
R.J. Kors	0	2	2	0-0	0-0	0	0	0	0-0
Ron Carpenter	1	0	1	0-0	0-0	0	0	0	0-0
Karmeeleah McGill	1	0	1	0-0	0-0	0	0	0	0-0

SPECIAL TEAMS**	ST	AT	TT	FF	FR-YDS	BP	BFG	BXP
Steve Tovar	11	1	12	0	0-0	0	0	0
Randy Kirk	5	4	9	0	0-0	0	0	0
Eric Ball	7	1	8	0	0-0	0	0	0
Leonard Wheeler	6	1	7	1	1-0	0	0	0
R.J. Kors	5	1	6	0	0-0	0	0	0
Fernandus Vinson	5	1	6	1	0-0	1	0	0
Ricardo McDonald	5	0	5	0	0-0	0	0	0
Milt Stegall	4	1	5	0	0-0	0	0	0
Brad Smith	4	0	4	0	0-0	0	0	0
Ron Carpenter	3	1	4	0	0-0	0	0	0
Alex Gordon	3	1	4	0	0-0	0	0	0
James Francis	3	0	3	0	0-0	0	0	0
Marcello Simmons	3	0	3	0	0-0	0	0	0
Ostell Miles	2	1	3	0	0-0	0	0	0
Eric Shaw	2	1	3	0	0-0	0	0	0
Alan Grant	2	0	2	0	0-0	0	0	0
Lee Johnson	2	0	2	1	0-0	0	0	0
Tony McGee	2	0	2	0	0-0	0	0	0
Karmeeleah McGill	2	0	2	0	0-0	0	0	0
Sheldon White	2	0	2	0	0-0	0	0	0
Darryl Williams	0	2	2	0	1-0	0	0	0
Wesley Carroll	1	0	1	0	0-0	0	0	0
Carl Pickens	1	0	1	0	0-0	0	0	0
Reggie Rembert	1	0	1	0	0-0	0	0	0
Rod Jones	0	1	1	0	0-0	0	0	0
Craig Thompson	0	1	1	0	0-0	0	0	0

# 1994 STATISTICS

RECORD: 3-13-0

HEAD COACH: DAVE SHULA

DATE	W-L	SCORE	OPPONENT	ATTENDANCE
9-4-94	L	20-28	CLEVELAND	52,778
9-11-94	L	10-27	at San Diego	53,217
9-18-94	L	28-31	NEW ENGLAND	46,640
9-25-94	L	13-20	at Houston	44,253
10-2-94	L	7-23	MIAMI	55,056
10-9-94			— BYE —	
10-16-94	L	10-14	at Pittsburgh	55,353
10-23-94	L	13-37	at Cleveland	77,588
10-30-94	L	20-23	DALLAS	57,096
11-6-94	W	20-17 (OT)	at Seattle	46,630
11-13-94	W	34-31	HOUSTON	54,908
11-20-94	L	13-17	INDIANAPOLIS	55,566
11-27-94	L	13-15	at Denver	69,714
12-4-94	L	15-38	PITTSBURGH	53,401
12-11-94	L	20-27	at N.Y. Giants	67,530
12-18-94	L	7-28	at Arizona	50,110
12-24-94	W	33-30	PHILADELPHIA	39,923

TEAM STATISTICS	BENGALS	OPPONENTS
TOTAL FIRST DOWNS	267	310
Rushing	84	126
Passing	158	168
Penalty	25	16
3rd Down: Made-Att	66-213	92-231
3rd Down Pct.	31.0	39.8
4th Down: Made-Att	12-22	4-8
4th Down Pct.	54.5	50.0
POSSESSION AVG.	27:11	32:49
TOTAL NET YARDS	4792	5154
Avg. Per Game	299.5	322.1
Total Plays	990	1053
Avg. Per Play	4.8	4.9
NET YARDS RUSHING	1556	1906
Avg. Per Game	97.3	119.1
Total Rushes	404	517
NET YARDS PASSING	3236	3248
Avg. Per Game	202.3	203.0
Sacked-Yards Lost	44-305	31-210
Gross Yards	3541	3458
Att.-Completions	542-289	505-294
Completion Pct.	53.3	58.2
Had Intercepted	19	10
PUNTS-AVG.	80-43.3	87-40.6
Net Punting Avg.	35.3	34.4
PENAL TIES-YARDS	90-618	99-861
FUMBLES-BALLS LOST	31-22	26-8
TOUCHDOWNS	27	45
Rushing	5	16
Passing	21	22
Returns	1	7

SCORE BY PERIODS	1	2	3	4	OT	PTS
BENGALS	58	66	53	96	3	276
OPPONENTS	85	149	79	93	0	406

SCORING	TD	TD-R	TD-P	TD-Rt	K-PAT	FG	S	PTS
Doug Pelfrey	0	0	0	0	24-25	28-33	0	108
Carl Pickens	11	0	11	0	—	—	0	66
Darnay Scott	5	0	5	0	—	—	0	30
Steve Broussard	2	2	0	0	—	—	0	14
Derrick Fenner	2	1	1	0	—	—	0	12
Harold Green	2	1	1	0	—	—	0	12
Jeff Blake	1	1	0	0	—	—	0	8
Jeff Cothran	1	0	1	0	—	—	0	6
Tim McGee	1	0	1	0	—	—	0	6
Tony McGee	1	0	1	0	—	—	0	6
Corey Sawyer	1	0	0	1	—	—	0	6
Alfred Williams	0	0	0	0	—	—	1	2
BENGALS	27	5	21	1	24-25	28-33	1	276
OPPONENTS	45	16	22	7	41-41	31-35	0	406

**Two-point conversions:** Jeff Blake, Steve Broussard.  
BENGALS 2-2, OPPONENTS 1-4.

PASSING	ATT	CMP	YDS	CMP%	YDS/ATT	TD	TD%	INT	INT%	LG	SKD-YDS	RAT
Jeff Blake	306	156	2154	51.0	7.04	14	4.6	9	2.9	76	19-120	76.9
David Klingler	231	131	1327	56.7	5.74	6	2.6	9	3.9	56	24-165	65.7
Donald Hollas	2	0	0	0.0	0.00	0	0.0	1	50.0	—	1-20	0.0
Steve Broussard	1	0	0	0.0	0.00	0	0.0	0	0.0	—	0-0	39.6
Lee Johnson	1	1	7	100.0	7.00	1	100.0	0	0.0	7t	0-0	135.4
Darnay Scott	1	1	53	100.0	53.00	0	0.0	0	0.0	53	0-0	118.8
BENGALS	542	289	3541	53.3	6.53	21	3.9	19	3.5	76	44-305	72.0
OPPONENTS	505	294	3458	58.2	6.85	22	4.4	10	2.0	81	31-210	85.4

RUSHING	ATT	YDS	AVG	LG	TD
Derrick Fenner	141	468	3.3	21	1
Steve Broussard	94	403	4.3	37t	2
Harold Green	76	223	2.9	22	1
Jeff Blake	37	204	5.5	16	1
Darnay Scott	10	106	10.6	23	0
Jeff Cothran	26	85	3.3	13	0
David Klingler	17	85	5.0	15	0
Eric Ball	2	0	0.0	1	0
Tim McGee	1	-18	-18.0	-18	0
BENGALS	404	1556	3.9	37t	5
OPPONENTS	517	1906	3.7	40	16

RECEIVING	REC	YDS	AVG	LG	TD
Carl Pickens	71	1127	15.9	70t	11
Darnay Scott	46	866	18.8	76	5
Tony McGee	40	492	12.3	54	1
Derrick Fenner	36	276	7.7	29	1
Steve Broussard	34	218	6.4	25	0
Harold Green	27	267	9.9	34	1
Tim McGee	13	175	13.5	25	1
Troy Sadowski	11	54	4.9	11	0
Jeff Query	5	44	8.8	14	0
Jeff Cothran	4	24	6.0	8	1
Eric Ball	1	4	4.0	4	0
David Klingler	1	-6	-6.0	-6	0
BENGALS	289	3541	12.3	76	21
OPPONENTS	294	3458	11.8	81	22

INTERCEPTIONS	NO	YDS	AVG	LG	TD
Louis Oliver	3	36	12.0	19	0
Mike Brim	2	72	36.0	49	0
Darryl Williams	2	45	22.5	33	0
Corey Sawyer	2	0	0.0	0	0
Steve Tovar	1	14	14.0	14	0
BENGALS	10	167	16.7	49	0
OPPONENTS	19	176	9.3	41	2

PUNTING	NO	YDS	AVG	NET	TB	IN-20	LG	BLK.
Lee Johnson	79	3461	43.8	35.3	9	19	64	1
BENGALS	80	3461	43.3	35.3	9	19	64	1
OPPONENTS	87	3528	40.6	34.4	8	30	60	1

PUNT RETURNS	NO	FC	YDS	AVG	LG	TD
Corey Sawyer	26	16	307	11.8	82t	1
Carl Pickens	9	2	62	6.9	16	0
Roger Jones	1	0	0	0.0	0	0
Darryl Williams	1	0	4	4.0	4	0
BENGALS	37	18	373	10.1	82t	1
OPPONENTS	43	12	459	10.7	92t	2

KICKOFF RETURNS	NO	YDS	AVG	LG	TD
Eric Ball	42	915	21.8	43	0
Darnay Scott	15	342	22.8	34	0
Adrian Hardy	8	185	23.1	42	0
Steve Broussard	7	115	16.4	24	0
Harold Green	5	113	22.6	31	0
Jeff Hill	4	97	24.3	40	0
Milt Stegall	1	16	16.0	16	0
Corey Sawyer	1	14	14.0	14	0
Steve Tovar	1	8	8.0	8	0
Tony McGee	1	4	4.0	4	0
Eric Shaw	1	1	1.0	1	0
BENGALS	86	1810	21.0	43	0
OPPONENTS	61	1408	23.1	94t	2

FIELD GOALS	1-19	20-29	30-39	40-49	50+
Doug Pelfrey	1-1	8-8	8-10	9-10	2-4
BENGALS	1-1	8-8	8-10	9-10	2-4
OPPONENTS	1-1	10-10	14-15	5-7	1-2

**Doug Pelfrey:** (38G, 49G), (19G), (—), (21G, 49G), (47N), (47G), (36G, 49G, 50N), (22G, 33G), (36G, 44G, 36G, 47G, 28G, 26G), (50G, 40G), (29G, 46G, 34N), (43G, 32G, 51N), (—), (33N, 38G, 23G), (—), (28G, 36G, 22G, 54G).

**Opponents:** (19G, 22G), (37G, 20G), (43G, 24G, 28G, 35G), (45G, 24G), (28G, 27G, 32G), (—), (45G, 27G, 35G), (38N, 37G, 43G, 38G), (23G), (34G), (35G), (34G, 33G, 45N, 37G, 44N), (41G), (52G, 33G), (51N), (36G, 23G, 35G).

## USUAL STARTERS

OFFENSE	DEFENSE
WR Carl Pickens	LDE John Copeland
LOT Kevin Sargent	LDT Keith Rucker
LG Dave Cadigan	RDT Dan Wilkinson
C Darrick Briz	RDE Alfred Williams
RG Ken Moyer	LLB James Francis
ROT Bruce Kozerski	MLB Steve Tovar
TE Tony McGee	RLB Ricardo McDonald
WR Darnay Scott	LCB Mike Brim
QB Jeff Blake	RCB Rod Jones
HB Harold Green	SS Louis Oliver
FB Derrick Fenner	FS Darryl Williams

DEFENSE*	ST	AT	TT	SKS-YDS	INT-YDS	PD	FF	FR-YDS
Steve Tovar	95	27	122	3-23	1-14	3	3	2-0
Darryl Williams	87	15	102	1-7	2-45	8	2	2-0
James Francis	88	13	101	4.5-35	0-0	6	3	0-0
Rod Jones	67	8	75	0-0	0-0	8	0	0-0
Louis Oliver	53	10	63	1-1	3-36	10	1	0-0
Keith Rucker	52	6	58	2-12	0-0	2	1	0-0
Mike Brim	44	4	48	0-0	2-72	15	0	1-1
Alfred Williams	40	8	48	9.5-62	0-0	1	1	1-0
Tim Krumie	38	9	47	1-8	0-0	1	0	0-0
Ricardo McDonald	30	15	45	1-3	0-0	0	1	0-0
Dan Wilkinson	37	7	44	5.5-37	0-0	1	0	0-0
John Copeland	36	5	41	1-6	0-0	1	1	0-0
Fernandus Vinson	29	5	34	0-0	0-0	0	1	0-0
Corey Sawyer	26	5	31	0-0	2-0	13	0	1-0
Ty Parten	16	4	20	0-0	0-0	2	0	0-0
Santo Stephens	9	4	13	0-0	0-0	1	0	0-0
Roger Jones	5	2	7	1.5-16	0-0	0	0	0-0
David Braxton	3	2	5	0-0	0-0	0	0	0-0
Brett Wallerstedt	3	2	5	0-0	0-0	0	0	0-0
John Johnson	3	1	4	0-0	0-0	0	0	0-0
Artie Smith	2	0	2	0-0	0-0	0	0	0-0
Kimo von Oelhoffen	2	0	2	0-0	0-0	0	0	0-0
Eric Shaw	1	1	2	0-0	0-0	0	0	0-0
Bracey Walker	1	1	2	0-0	0-0	1	0	0-0
Ramondo Stallings	1	0	1	0-0	0-0	0	0	0-0

SPECIAL TEAMS*	ST	AT	TT	FF	FR-YDS	BP	BFG	BXP
Jeff Cothran	10	2	12	0	0-0	0	0	0
Adrian Hardy	10	2	12	0	1-0	1	0	0
Eric Ball	9	3	12	0	0-0	0	0	0
Roger Jones	11	0	11	1	0-0	0	0	0
Santo Stephens	8	1	9	0	0-0	0	0	0
Brett Wallerstedt	8	0	8	0	0-0	0	0	0
Greg Truitt	4	2	6	0	0-0	0	0	0
David Braxton	5	0	5	0	0-0	0	0	0
Steve Tovar	5	0	5	0	0-0	0	0	0
Kevin Jefferson	4	1	5	0	0-0	0	0	0
Corey Sawyer	4	0	4	0	0-0	0	0	0
Fernandus Vinson	4	0	4	0	0-0	0	0	0
John Johnson	3	0	3	0	0-0	0	0	0
Darryl Williams	3	0	3	0	0-0	0	0	0
Ricardo McDonald	1	2	3	0	0-0	0	0	0
Lee Johnson	2	0	2	0	0-0	0	0	0
Forey Duckett	1	0	1	0	0-0	0	0	0
Ty Parten	1	0	1	0	0-0	0	0	0
Troy Sadowski	1	0	1	0	0-0	0	0	0
Bracey Walker	1	0	1	0	0-0	0	0	0
David Frisch	0	1	1	0	0-0	0	0	0

MISCELLANEOUS DEFENSE*	ST	AT	TT	FF	FR-YDS
Darrick Briz.....	3	0	3	0	0-0
Tony McGee.....	3	0	3	0	0-0
Eric Ball.....	1	0	1	0	0-0
Steve Broussard.....	1	0	1	0	0-0
Mark Dennis.....	1	0	1	0	0-0
Derrick Fenner.....	1	0	1	0	0-0
Tim McGee.....	1	0	1	0	0-0
Carl Pickens.....	1	0	1	0	0-0
Kevin Sargent.....	1	0	1	0	0-0
Damay Scott.....	1	0	1	0	0-0

# 1995 STATISTICS

RECORD: 7-9-0

HEAD COACH: DAVE SHULA

DATE	W-L	SCORE	OPPONENT	ATTENDANCE
9-3-95	W	24-21 (OT)	at Indianapolis	42,445
9-10-95	W	24-17	JACKSONVILLE	48,318
9-17-95	L	21-24	at Seattle	39,492
9-24-95	L	28-38	HOUSTON	46,332
10-1-95	L	23-26	MIAMI	52,671
10-8-95	L	16-19	at Tampa Bay	41,732
10-15-95			— BYE —	
10-19-95	W	27-9	at Pittsburgh	56,684
10-29-95	L	26-29 (OT)	CLEVELAND	58,639
11-5-95	L	17-20	OAKLAND	51,265
11-12-95	W	32-25	at Houston	32,998
11-19-95	L	31-49	PITTSBURGH	54,636
11-26-95	W	17-13	at Jacksonville	68,249
12-3-95	L	10-24	at Green Bay	60,318
12-10-95	W	16-10	CHICAGO	38,642
12-17-95	L	10-26	at Cleveland	55,875
12-24-95	W	27-24	MINNESOTA	34,568

TEAM STATISTICS	BENGALS	OPPONENTS
TOTAL FIRST DOWNS	288	355
Rushing	117	117
Passing	184	215
Penalty	28	23
3rd Down: Made-Att	72-205	107-243
3rd Down Pct.	35.1	44.0
4th Down: Made-Att	10-19	8-15
4th Down Pct.	52.6	53.3
POSSESSION AVG.	26:57	33:03
TOTAL NET YARDS	5192	6349
Avg. Per Game	324.5	396.8
Total Plays	975	1127
Avg. Per Play	5.3	5.6
NET YARDS RUSHING	1439	2104
Avg. Per Game	89.9	131.5
Total Rushes	483	483
NET YARDS PASSING	3753	4245
Avg. Per Game	234.6	265.3
Sacked-Yards Lost	25-162	42-267
Gross Yards	3915	4512
Att.-Completions	586-334	602-364
Completion Pct.	57.0	60.5
Had Intercepted	18	12
PUNTS-AVG.	70-41.6	64-38.4
Net Punting Avg.	38.3	33.3
PENAL TIES-YARDS	103-835	116-1143
FUMBLES-BALLS LOST	23-14	27-12
TOUCHDOWNS	37	37
Rushing	7	10
Passing	29	25
Returns	1	2

SCORE BY PERIODS	1	2	3	4	OT	PTS
BENGALS	52	99	93	102	3	349
OPPONENTS	70	131	56	114	3	374

SCORING	TD	TD-R	TD-P	TD-Rt	K-PAT	FG	S	PTS
Doug Pelfrey	0	0	0	0	34-34	29-36	0	121
Carl Pickens	17	0	17	0	—	—	0	102
Darnay Scott	5	0	5	0	—	—	0	30
Tony McGee	4	0	4	0	—	—	0	24
Eric Bieniemy	3	3	0	0	—	—	0	18
Harold Green	3	2	1	0	—	—	0	18
Jeff Blake	2	2	0	0	—	—	0	14
David Dunn	1	0	1	0	—	—	0	6
Roger Jones	1	0	0	1	—	—	0	6
Melvin Tuten	1	0	1	0	—	—	0	6
Darryl Williams	0	0	0	0	—	—	1	2
(team)	—	—	—	—	—	—	1	2
BENGALS	37	7	29	1	34-34	29-36	2	349
OPPONENTS	37	10	25	2	34-34	38-49	0	374

Two-point conversions: Jeff Blake. BENGALS 1-3, OPPONENTS 2-3.

RUSHING	ATT	YDS	AVG	LG	TD
Harold Green	171	661	3.9	23t	2
Eric Bieniemy	98	381	3.9	27	3
Jeff Blake	53	309	5.8	30	2
Jeff Cothran	16	62	3.9	15	0
James Joseph	16	40	2.5	8	0
Darnay Scott	5	11	2.2	9	0
Carl Pickens	1	6	6.0	6	0
Jason Burns	1	1	1.0	1	0
Jeff Hill	1	-3	-3.0	-3	0
David Dunn	1	-13	-13.0	-13	0
Lee Johnson	1	-16	-16.0	-16	0
BENGALS	364	1439	4.0	30	7
OPPONENTS	483	2104	4.4	38	10

RECEIVING	REC	YDS	AVG	LG	TD
Carl Pickens	99	1234	12.5	68t	17
Tony McGee	55	754	13.7	41	4
Darnay Scott	52	821	15.8	88t	5
Eric Bieniemy	43	424	9.9	33	0
Harold Green	27	182	6.7	24	1
James Joseph	20	118	5.9	13	0
David Dunn	17	209	12.3	37	1
Jeff Cothran	8	44	5.5	15	0
Troy Sadowski	5	37	7.4	12	0
Jeff Hill	4	44	11.0	18	0
Derek Ware	2	36	18.0	21	0
Melvin Tuten	2	12	6.0	9	1
BENGALS	334	3915	11.7	88t	29
OPPONENTS	364	4512	12.4	71t	25

INTERCEPTIONS	NO	YDS	AVG	LG	TD
Bracey Walker	4	56	14.0	23	0
Corey Sawyer	2	61	30.5	61	0
Andre Collins	2	3	1.5	3	0
Rod Jones	1	24	24.0	24	0
Roger Jones	1	17	17.0	17t	1
Steve Tovar	1	13	13.0	13	0
Darryl Williams	1	1	1.0	1	0
BENGALS	12	175	14.6	61	1
OPPONENTS	18	307	17.1	74	2

PUNTING	NO	YDS	AVG	NET	TB	IN-20	LG	BLK.
Lee Johnson	68	2861	42.1	38.6	4	26	61	0
Doug Pelfrey	2	52	26.0	26.0	0	0	27	0
BENGALS	70	2913	41.6	38.3	4	26	61	0
OPPONENTS	64	2455	38.4	33.3	11	22	64	1

PUNT RETURNS	NO	FC	YDS	AVG	LG	TD
Corey Sawyer	9	8	58	6.4	21	0
Eric Bieniemy	7	1	47	6.7	10	0
Carl Pickens	5	2	-2	-0.4	4	0
Thomas Bailey	0	1	0	—	—	0
Jeff Query	0	1	0	—	—	0
BENGALS	21	13	103	4.9	21	0
OPPONENTS	27	20	154	5.7	19	0

KICKOFF RETURNS	NO	YDS	AVG	LG	TD
David Dunn	50	1092	21.8	45	0
Jeff Hill	17	454	26.7	55	0
Eric Bieniemy	8	168	21.0	34	0
Corey Sawyer	2	50	25.0	28	0
James Joseph	1	17	17.0	17	0
Kimo von Oelhoffen	1	10	10.0	10	0
Andre Collins	1	-3	-3.0	-3	0
BENGALS	80	1788	22.4	62	0
OPPONENTS	65	1475	22.7	64	0

FIELD GOALS	1-19	20-29	30-39	40-49	50+
Doug Pelfrey	0-0	8-9	10-11	10-14	1-2
BENGALS	0-0	8-9	10-11	10-14	1-2
OPPONENTS	1-1	13-14	14-17	8-13	2-4

Doug Pelfrey: (25G, 44G, 32G, 38G, 47G), (42G, 48N), (38N, 49N), (—), (28G, 45N), (34G, 45G, 44G), (31G, 23G), (37G, 63N, 41G), (45G, 28G, 48G), (33G, 49G, 27G), (27G), (31G), (28G), (28G, 37G, 39G, 42N), (30G, 22B), (44G, 51G).

Opponents: (27G, 40G, 42N), (29G), (53N, 38G), (41G), (21G, 46G, 36G, 35G), (25G, 47N, 27G, 45N, 33G, 53G), (39N, 36N, 25G, 28G, 38G), (44G, 25G, 36G, 38G, 28G), (37G, 50N, 46G), (40G, 34G, 34G, 23G), (50G, 26G), (41N, 47B, 36G, 39G), (41G), (27G), (37G, 42G, 19G, 35G), (20G, 38N, 25N).

PASSING	ATT	CMP	YDS	CMP%	YDS/ATT	TD	TD%	INT	INT%	LG	SKD-YDS	RAT
Jeff Blake	567	326	3822	57.5	6.74	28	4.9	17	3.0	88t	24-152	82.1
David Klingler	15	7	88	46.7	5.87	1	6.7	1	6.7	33	1-10	59.9
Eric Bieniemy	2	0	0	0.0	0.00	0	0.0	0	0.0	—	0-0	39.6
Lee Johnson	1	1	5	100.0	5.00	0	0.0	0	0.0	5	0-0	87.5
David Dunn	1	0	0	0.0	0.00	0	0.0	0	0.0	—	0-0	39.6
BENGALS	586	334	3915	57.0	6.68	29	4.9	18	3.1	88t	25-162	81.1
OPPONENTS	602	364	4512	60.5	7.50	25	4.2	12	2.0	71t	42-267	89.2

## USUAL STARTERS

OFFENSE	DEFENSE
WR Carl Pickens	LDE John Copeland
LOT Kevin Sargent	LDT Dan Wilkinson
LG Scott Brumfield	RDT Keith Rucker
C Darrick Briz	RDE Artie Smith
RG Bruce Kozerski,	LLB James Francis
Todd Kalis	MLB Steve Tovar
ROT Joe Walter	RLB Ricardo McDonald
TE Tony McGee	LCB Roger Jones
WR Darnay Scott	RCB Corey Sawyer,
QB Jeff Blake	Rod Jones
HB Harold Green	SS Bracey Walker
FB Jeff Cothran	FS Darryl Williams

DEFENSE*	ST	AT	TT	SKS-YDS	INT-YDS	PD	FF	FR-YDS
Steve Tovar	77	22	99	1-1	1-13	5	2	0-0
Darryl Williams	78	20	98	1-9	1-1	10	0	3-0
Roger Jones	75	11	86	2-8	1-17	11	2	0-0
Bracey Walker	60	25	85	0-0	4-56	13	1	2-9
James Francis	55	10	65	3-27	0-0	6	1	0-0
Ricardo McDonald	47	17	64	5-17	0-0	1	1	1-0
Andre Collins	50	12	62	4-30	2-3	6	0	0-0
John Copeland	53	8	61	9-61	0-0	4	2	0-0
Corey Sawyer	49	4	53	2-22	2-61	17	2	0-0
Artie Smith	38	6	44	2-4	0-0	0	2	0-0
Keith Rucker	32	10	42	2-8	0-0	0	1	0-0
Dan Wilkinson	30	10	40	8-48	0-0	1	1	0-0
Rod Jones	38	1	39	0-0	1-24	9	0	1-0
Leonard Wheeler	21	7	28	0-0	0-0	5	0	0-0
Brett Wallerstedt	20	2	22	0-0	0-0	1	0	0-0
Sam Shade	14	2	16	0-0	0-0	1	0	0-0
Ramondo Stallings	14	2	16	1-18	0-0	0	1	1-0
Chris Shelling	15	0	15	0-0	0-0	1	0	0-0
Kimo von Oelhoffen	7	1	8	0-0	0-0	1	0	0-0
Alfred Oglesby	3	1	4	1-3	0-0	0	0	0-0
Adrian Hardy	3	0	3	0-0	0-0	0	0	0-0
Todd Kelly	3	0	3	1-11	0-0	1	0	1-0
Ty Parten	1	2	3	0-0	0-0	0	0	0-0
Mike Brim	2	0	2	0-0	0-0	0	0	0-0
Kevin Jefferson	1	0	1	0-0	0-0	0	0	0-0

SPECIAL TEAMS*	ST	AT	TT	FF	FR-YDS	BP	BFG	BXP
Darryl Williams	10	4	14	0	0-0	1	0	0
Adrian Hardy	9	1	10	0	0-0	0	0	0
James Joseph	8	1	9	0	1-0	0	0	0
Roger Jones	8	0	8	0	0-0	0	0	0
Andre Collins	7	1	8	0	0-0	0	0	0
Kevin Jefferson	4	4	8	0	1-6	0	0	0
David Dunn	6	1	7	0	0-0	0	0	0
Chris Shelling	6	1	7	1	0-0	0	0	0
Leonard Wheeler	6	1	7	1	0-0	0	0	0
Eric Bieniemy	5	1	6	0	1-0	0	0	0
Sam Shade	4	1	5	0	0-0	0	0	0
Brett Wallerstedt	4	0	4	0	0-0	0	0	0
Jeff Hill	3	0	3	0	0-0	0	0	0
Doug Pelfrey	2	0	2	0	0-0	0	0	0
Greg Truitt	1	1	2	0	0-0	0	0	0
Randy Neal	1	0	1	0	0-0	0	0	0
Bracey Walker	1	0	1	0	0-0	0	0	0
Jeff Cothran	0	1	1	0	0-0	0	0	0
John Copeland	0	0	0	0	0-0	0	1	0

John Copeland.....	0	0	0	0	0-0	0	1	0	0
<b>MISCELLANEOUS DEFENSE*</b>									
	ST	AT	TT	FF	FR	YDS			
Carl Pickens .....	4	0	4	0			0-0		
Darnay Scott .....	2	0	2	0			0-0		
Jeff Blake .....	1	0	1	0			0-0		
David Dunn .....	1	0	1	0			0-0		
Harold Green.....	1	0	1	0			0-0		
Jeff Hill .....	1	0	1	0			0-0		
James Joseph .....	1	0	1	0			0-0		
Melvin Tuten.....	1	0	1	0			0-0		
Joe Walter .....	1	0	1	0			0-0		

# 1996 STATISTICS

RECORD: 8-8-0

**HEAD COACH:** DAVE SHULA (GAMES 1-7; RECORD 1-6),  
BRUCE COSLET (GAMES 8-16; RECORD 7-2)

DATE	W-L	SCORE	OPPONENT	ATTENDANCE
9-1-96	L	16-26	at St. Louis	62,659
9-8-96	L	14-27	at San Diego	55,880
9-15-96	W	30-15	NEW ORLEANS	45,412
9-22-96			— BYE —	
9-29-96	L	10-14	DENVER	51,798
10-6-96	L	27-30 (OT)	HOUSTON	44,680
10-13-96	L	10-20	at Pittsburgh	58,875
10-20-96	L	21-28	at San Francisco	63,218
10-27-96	W	28-21	JACKSONVILLE	45,890
11-3-96	W	24-21	at Baltimore	60,743
11-10-96	W	34-24	PITTSBURGH	57,265
11-17-96	L	17-31	at Buffalo	75,549
11-24-96	W	41-31	ATLANTA	44,868
12-1-96	L	27-30	at Jacksonville	57,408
12-8-96	W	21-14	BALTIMORE	43,022
12-15-96	W	21-13	at Houston	15,131
12-22-96	W	31-24	INDIANAPOLIS	49,389

TEAM STATISTICS	BENGALS	OPPONENTS
TOTAL FIRST DOWNS	332	317
Rushing	114	109
Passing	190	196
Penalty	28	12
3rd Down: Made-Att	102-236	94-214
3rd Down Pct.	43.2	43.9
4th Down: Made-Att	5-12	8-13
4th Down Pct.	41.7	61.5
POSSESSION AVG.	31:33	28:27
TOTAL NET YARDS	5225	5469
Avg. Per Game	326.6	341.8
Total Plays	1088	1047
Avg. Per Play	4.8	5.2
NET YARDS RUSHING	1793	1643
Avg. Per Game	112.1	102.7
Total Rushes	478	444
NET YARDS PASSING	3432	3826
Avg. Per Game	214.5	239.1
Sacked-Yards Lost	47-294	32-202
Gross Yards	3726	4028
Att.-Completions	563-316	571-319
Completion Pct.	56.1	55.9
Had Intercepted	16	34
PUNTS-AVG.	82-44.3	61-44.4
Net Punting Avg.	34.0	38.5
PENALTIES-YARDS	90-678	102-768
FUMBLES-BALLS LOST	19-9	16-10
TOUCHDOWNS	43	42
Rushing	14	15
Passing	25	22
Returns	4	5

SCORE BY PERIODS	1	2	3	4	OT	PTS
BENGALS	57	111	65	139	0	372
OPPONENTS	67	105	86	108	3	369

SCORING	TD	TD-R	TD-P	TD-Rt	K-PAT	FG	S	PTS
Doug Pelfrey	0	0	0	0	41-41	23-28	0	110
Carl Pickens	12	0	12	0	—	—	0	74
Ki-Jana Carter	9	8	1	0	—	—	0	54
Darnay Scott	5	0	5	0	—	—	0	30
Tony McGee	4	0	4	0	—	—	0	24
Eric Bieniemy	2	2	0	0	—	—	0	12
Jeff Blake	2	2	0	0	—	—	0	12
David Dunn	2	0	1	1	—	—	0	12
Garrison Hearst	1	0	1	0	—	—	0	8
Ashley Ambrose	1	0	0	1	—	—	0	6
Jeff Cothran	1	1	0	0	—	—	0	6
James Francis	1	0	0	1	—	—	0	6
James Hundon	1	0	1	0	—	—	0	6
Brian Milne	1	1	0	0	—	—	0	6
Jimmy Spencer	1	0	0	1	—	—	0	6
BENGALS	43	14	25	4	41-41	23-28	0	372
OPPONENTS	42	15	22	5	40-40	25-30	0	369

**Two-point conversions:** Garrison Hearst, Carl Pickens.  
BENGALS 2-2, OPPONENTS 1-2.

RUSHING	ATT	YDS	AVG	LG	TD
Garrison Hearst	225	847	3.8	24	0
Jeff Blake	72	317	4.4	18	2
Eric Bieniemy	56	269	4.8	33t	2
Ki-Jana Carter	91	264	2.9	31t	8
Jeff Cothran	15	44	2.9	9	1
Erik Wilhelm	6	24	4.0	18	0
Brian Milne	8	22	2.8	5	1
Darnay Scott	3	4	1.3	8	0
Carl Pickens	2	2	1.0	2	0
BENGALS	478	1793	3.8	33t	14
OPPONENTS	444	1643	3.7	45t	15

RECEIVING	REC	YDS	AVG	LG	TD
Carl Pickens	100	1180	11.8	61t	12
Darnay Scott	58	833	14.4	50t	5
Tony McGee	38	446	11.7	22	4
David Dunn	32	509	15.9	40	1
Eric Bieniemy	32	272	8.5	42	0
Ki-Jana Carter	22	169	7.7	20	1
Garrison Hearst	12	131	10.9	40	1
Marco Battaglia	8	79	9.9	17	0
Jeff Cothran	7	49	7.0	14	0
Brian Milne	3	29	9.7	15	0
Troy Sadowski	3	15	5.0	8	0
James Hundon	1	14	14.0	14t	1
BENGALS	316	3726	11.8	61t	25
OPPONENTS	319	4028	12.6	57	22

INTERCEPTIONS	NO	YDS	AVG	LG	TD
Ashley Ambrose	8	63	7.9	31t	1
Jimmy Spencer	5	48	9.6	34	0
Steve Tovar	4	42	10.5	24	0
James Francis	3	61	20.3	42t	1
Bracey Walker	2	35	17.5	35	0
Greg Myers	2	10	5.0	10	0
Rod (Roderick) Jones	2	2	1.0	2	0
Bo Orlando	2	0	0.0	0	0
Corey Sawyer	2	0	0.0	0	0
Roger Jones	1	30	30.0	30	0
Gerald Dixon	1	10	10.0	10	0
Dan Wilkinson	1	7	7.0	7	0
Jevon Langford	1	0	0.0	0	0
BENGALS	34	308	9.1	42t	2
OPPONENTS	16	172	10.8	61	1

PUNTING	NO	YDS	AVG	NET	TB	IN-20	LG	BLK.
Lee Johnson	80	3630	45.4	34.4	17	16	67	1
Doug Pelfrey	1	4	4.0	4.0	0	0	4	0
BENGALS	82	3634	44.3	34.0	17	16	67	1
OPPONENTS	61	2706	44.4	38.5	7	20	65	0

PUNT RETURNS	NO	FC	YDS	AVG	LG	TD
Corey Sawyer	15	5	117	7.8	62	0
Greg Myers	9	2	51	5.7	12	0
David Dunn	7	1	54	7.7	20	0
James Hundon	1	0	-7	-7.0	-7	0
Carl Pickens	1	0	2	2.0	2	0
BENGALS	33	8	217	6.6	62	0
OPPONENTS	38	6	502	13.2	64	0

KICKOFF RETURNS	NO	YDS	AVG	LG	TD
David Dunn	35	782	22.3	90t	1
Corey Sawyer	12	241	20.1	33	0
James Hundon	10	237	23.7	31	0
Jeff Hill	9	173	19.2	29	0
Troy Sadowski	2	7	3.5	7	0
Marco Battaglia	1	8	8.0	8	0
Jeff Cothran	1	11	11.0	11	0
BENGALS	70	1459	20.8	90t	1
OPPONENTS	69	1642	23.8	95t	1

FIELD GOALS	1-19	20-29	30-39	40-49	50+
Doug Pelfrey	1-1	7-7	10-11	5-9	0-0
BENGALS	1-1	7-7	10-11	5-9	0-0
OPPONENTS	0-0	9-9	6-7	9-12	1-2

**Doug Pelfrey:** (27G, 35G, 47G), (—), (33G, 21G, 35G, 37N), (44G), (42G, 31G, 40N), (19G), (—), (—), (41G, 49G, 34G), (32G, 34G), (30G), (36G, 20G), (42B, 22G, 34G), (49N, 23G, 26G), (47N), (25G).

**Opponents:** (44N, 42G, 20G, 29G, 20G), (47G, 23G), (51G, 37G, 25G), (—), (40G, 32G, 49G), (33G, 22G), (—), (—), (—), (46G, 42N), (22G), (33G, 54N), (25G, 46G, 40G, 39G, 20G), (45N), (46G, 34N, 42G), (32G).

PASSING	ATT	CMP	YDS	CMP%	YDS/ATT	TD	TD%	INT	INT%	LG	SKD-YDS	RAT
Jeff Blake	549	308	3624	56.1	6.60	24	4.4	14	2.6	61t	44-278	80.3
Erik Wilhelm	13	7	90	53.8	6.92	1	7.7	2	15.4	38	3-16	61.9
Carl Pickens	1	1	12	100.0	12.00	0	0.0	0	0.0	12	0-0	116.7
BENGALS	563	316	3726	56.1	6.62	25	4.4	16	2.8	61t	47-294	79.4
OPPONENTS	571	319	4028	55.9	7.05	22	3.9	34	6.0	57	32-202	66.1

## USUAL STARTERS

OFFENSE	DEFENSE
WR Carl Pickens	LDE John Copeland
LOT Willie Anderson,	LDT Dan Wilkinson
Melvin Tuten	RDT Tim Johnson
LG Rich Braham	RDE Artie Smith
C Derrick Briz	LLB James Francis
RG Ken Blackman,	MLB Steve Tovar
Scott Brumfield	RLB Ricardo McDonald
ROT Joe Walter	LCB Ashley Ambrose
TE Tony McGee	RCB Jimmy Spencer
QB Darnay Scott	SS Bracey Walker
HB Jeff Blake	FS Bo Orlando
FB Garrison Hearst	
Jeff Cothran	

DEFENSE*	ST	AT	TT	SKS-YDS	INT-YDS	PD	FF	FR-YDS
Steve Tovar	74	30	104	3-15	4-42	11	0	0-0
Bo Orlando	72	12	84	1-6	2-0	7	1	0-0
James Francis	62	8	70	3-23	3-61	6	1	3-0
Bracey Walker	57	13	70	0-0	2-35	4	1	0-0
Jimmy Spencer	55	8	63	0-0	5-48	22	0	1-59
Ricardo McDonald	46	15	61	5-32	0-0	1	1	0-0
Ashley Ambrose	44	6	50	0-0	8-63	24	1	0-0
Dan Wilkinson	37	7	44	6.5-51.5	1-7	3	0	1-0
Tim Johnson	38	3	41	2.5-22	0-0	2	0	0-0
John Copeland	35	6	41	3-18.5	0-0	6	1	0-0
Corey Sawyer	32	6	38	1.5-11.5	2-0	10	1	0-0
Artie Smith	19	7	26	1-8	0-0	1	0	1-0
Jevon Langford	20	4	24	2-6	1-0	1	0	1-0
Tom Tumulty	16	8	24	0-0	0-0	1	0	0-0
Gerald Dixon	15	6	21	0-0	1-10	1	0	0-0
Greg Myers	17	1	18	0-0	2-10	3	0	0-0
Ramondo Stallings	13	2	15	2-6	0-0	0	2	0-0
Kimo von Oelhoffen	11	4	15	1-2.5	0-0	0	0	0-0
Rod Jones (Roderick)	13	1	14	0-0	2-2	4	0	0-0
Roger Jones	7	1	8	0-0	1-30	1	0	0-0
Sam Shade	6	2	8	0-0	0-0	0	0	0-0
Andre Collins	6	1	7	0-0	0-0	0	0	0-0
Tim Morabito	5	1	6	0.5-0	0-0	0	0	0-0
Kenny Davidson	1	0	1	0-0	0-0	0	0	1-0
Leonard Wheeler	1	0	1	0-0	0-0	0	0	0-0

SPECIAL TEAMS*	ST	AT	TT	FF	FR-YDS	BP	BFG	BXP
David Dunn .....	9	0	9	0	0-0	0	0	0
Tom Tumulty .....	8	1	9	0	0-0	0	0	0
Leonard Wheeler .....	8	1	9	0	0-0	0	0	0
Andre Collins .....	8	0	8	0	0-0	0	0	0
Eric Bieniemy .....	7	1	8	0	0-0	0	0	0
Greg Myers .....	6	2	8	0	0-0	0	0	0
Rod Jones (Roderick) .....	6	1	7	0	0-0	0	0	0
Gerald Dixon .....	5	1	6	0	0-0	0	0	0
Sam Shade .....	5	1	6	0	0-0	0	0	0
Ashley Ambrose .....	5	0	5	0	0-0	0	0	0
Bo Orlando .....	5	0	5	0	0-0	0	0	0
Marco Battaglia .....	4	0	4	0	1-0	0	0	0
Greg Truitt .....	4	0	4	0	0-0	0	0	0
Roger Jones .....	2	2	4	0	0-0	0	0	0
James Hundon .....	3	0	3	0	0-0	0	0	0
Lee Johnson .....	3	0	3	0	0-0	0	0	0
Bracey Walker .....	3	0	3	0	0-0	0	0	0
Jeff Hill .....	2	0	2	0	1-0	0	0	0
Randy Neal .....	2	0	2	0	0-0	0	0	0
Jeff Cothran .....	1	0	1	0	0-0	0	0	0
Jevon Langford .....	1	0	1	0	0-0	0	0	0
Doug Pelfrey .....	1	0	1	0	0-0	0	0	0
Corey Sawyer .....	1	0	1	0	0-0	0	0	0



# 1997 STATISTICS

RECORD: 7-9-0

HEAD COACH: BRUCE COSLET

DATE	W-L	SCORE	OPPONENT	ATTENDANCE
8-31-97	W	24-21	ARIZONA	53,644
9-7-97	L	10-23	at Baltimore	52,968
9-14-97			— BYE —	
9-21-97	L	20-38	at Denver	73,871
9-28-97	L	14-31	N.Y. JETS	57,209
10-5-97	L	13-21	at Jacksonville	67,128
10-12-97	L	7-30	at Tennessee	17,071
10-19-97	L	10-26	PITTSBURGH	60,020
10-26-97	L	27-29	at N.Y. Giants	72,584
11-2-97	W	38-31	SAN DIEGO	53,754
11-9-97	W	28-13	at Indianapolis	58,473
11-16-97	L	3-20	at Pittsburgh	55,226
11-23-97	W	31-26	JACKSONVILLE	55,158
11-30-97	L	42-44	at Philadelphia	66,623
12-4-97	W	41-14	TENNESSEE	49,086
12-14-97	W	31-24	DALLAS	60,043
12-21-97	W	16-14	BALTIMORE	50,917

TEAM STATISTICS	BENGALS	OPPONENTS
TOTAL FIRST DOWNS	310	351
Rushing	104	141
Passing	171	188
Penalty	35	22
3rd Down: Made-Att	88-214	102-227
3rd Down Pct.	41.1	44.9
4th Down: Made-Att	10-20	11-16
4th Down Pct.	50.0	68.8
POSSESSION AVG.	27:56	32:04
TOTAL NET YARDS	5282	5682
Avg. Per Game	330.1	355.1
Total Plays	1002	1091
Avg. Per Play	5.3	5.2
NET YARDS RUSHING	1966	2223
Avg. Per Game	122.9	138.9
Total Rushes	452	514
NET YARDS PASSING	3316	3459
Avg. Per Game	207.3	216.2
Sacked-Yards Lost	46-287	35-209
Gross Yards	3603	3668
Att.-Completions	504-302	542-309
Completion Pct.	59.9	57.0
Had Intercepted	9	13
PUNTS-AVG.	81-42.9	69-44.7
Net Punting Avg.	35.9	40.3
PENALTY-TIES-YARDS	98-877	107-951
FUMBLES-BALLS LOST	25-13	23-10
TOUCHDOWNS	46	48
Rushing	23	15
Passing	21	30
Returns	2	3

SCORE BY PERIODS	1	2	3	4	OT	PTS
BENGALS	77	110	80	88	0	355
OPPONENTS	65	108	90	142	0	405

SCORING	TD	TD-R	TD-P	TD-Rt	K-PAT	FG	S	PTS
Doug Pelfrey	0	0	0	0	41-43	12-16	0	77
Corey Dillon	10	10	0	0	—	—	0	60
Ki-Jana Carter	7	7	0	0	—	—	0	42
Tony McGee	6	0	6	0	—	—	0	38
Carl Pickens	5	0	5	0	—	—	0	30
Darnay Scott	5	0	5	0	—	—	0	30
Jeff Blake	3	3	0	0	—	—	0	18
Eric Beniemy	2	1	0	1	—	—	0	12
David Dunn	2	0	2	0	—	—	0	12
James Hundon	2	0	2	0	—	—	0	12
Brian Milne	2	2	0	0	—	—	0	12
Marco Battaglia	1	0	1	0	—	—	0	6
John Copeland	1	0	0	1	—	—	0	6
BENGALS	46	23	21	2	41-43	12-16	0	355
OPPONENTS	48	15	30	3	45-45	24-29	0	405

Two-point conversions: Tony McGee. BENGALS 1-3, OPPONENTS 0-3.

PASSING	ATT	CMP	YDS	CMP%	YDS/ATT	TD	TD%	INT	INT%	LG	SKD-YDS	RAT
Jeff Blake	317	184	2125	58.0	6.70	8	2.5	7	2.2	50t	39-244	77.6
Boomer Esiason	186	118	1478	63.4	7.95	13	7.0	2	1.1	77t	7-43	106.9
Ki-Jana Carter	1	0	0	0.0	0.00	0	0.0	0	0.0	—	0-0	39.6
BENGALS	504	302	3603	59.9	7.15	21	4.2	9	1.8	77t	46-287	88.3
OPPONENTS	542	309	3668	57.0	6.77	30	5.5	13	2.4	83t	35-209	86.2

RUSHING	ATT	YDS	AVG	LG	TD
Corey Dillon	233	1129	4.8	71t	10
Ki-Jana Carter	128	464	3.6	79t	7
Jeff Blake	45	234	5.2	16	3
Eric Beniemy	21	97	4.6	20t	1
Brian Milne	13	32	2.5	5	2
Boomer Esiason	8	11	1.4	8	0
Darnay Scott	1	6	6.0	6	0
Lee Johnson	1	0	0.0	0	0
Scottie Graham	1	-1	-1.0	-1	0
Carl Pickens	1	-6	-6.0	-6	0
BENGALS	452	1966	4.3	79t	23
OPPONENTS	514	2223	4.3	50t	15

RECEIVING	REC	YDS	AVG	LG	TD
Darnay Scott	54	797	14.8	77t	5
Carl Pickens	52	695	13.4	50t	5
Tony McGee	34	414	12.2	37	6
Eric Beniemy	31	249	8.0	21	0
David Dunn	27	414	15.3	39t	2
Corey Dillon	27	259	9.6	28	0
Brian Milne	23	138	6.0	20	0
Ki-Jana Carter	21	157	7.5	35	0
James Hundon	16	285	17.8	61	2
Marco Battaglia	12	149	12.4	34	1
Gunnard Twyner	4	45	11.3	16	0
Scottie Graham	1	1	1.0	1	0
BENGALS	302	3603	11.9	77t	21
OPPONENTS	309	3668	11.9	83t	30

INTERCEPTIONS	NO	YDS	AVG	LG	TD
Corey Sawyer	4	44	11.0	37	0
Ashley Ambrose	3	56	18.7	29	0
Tremain Mack	1	29	29.0	29	0
Greg Myers	1	25	25.0	25	0
Sam Shade	1	21	21.0	21	0
James Francis	1	7	7.0	7	0
Bo Orlando	1	3	3.0	3	0
Jimmy Spencer	1	-2	-2.0	-2	0
BENGALS	13	183	14.1	37	0
OPPONENTS	9	26	2.9	18	0

PUNTING	NO	YDS	AVG	NET	TB	IN-20	LG	BLK.
Lee Johnson	81	3471	42.9	35.9	8	27	66	0
BENGALS	81	3471	42.9	35.9	8	27	66	0
OPPONENTS	69	3082	44.7	40.3	5	21	59	0

PUNT RETURNS	NO	FC	YDS	AVG	LG	TD
Greg Myers	26	19	201	7.7	18	0
BENGALS	26	19	201	7.7	18	0
OPPONENTS	35	10	407	11.6	85t	2

KICKOFF RETURNS	NO	YDS	AVG	LG	TD
Eric Beniemy	34	789	23.2	102t	1
David Dunn	19	487	25.6	85	0
James Hundon	10	169	16.9	28	0
Corey Dillon	6	182	30.3	58	0
Gunnard Twyner	4	72	18.0	24	0
Ki-Jana Carter	1	9	9.0	9	0
BENGALS	74	1708	23.1	102t	1
OPPONENTS	67	1406	21.0	45	0

FIELD GOALS	1-19	20-29	30-39	40-49	50+
Doug Pelfrey	0-0	4-4	3-3	5-7	0-2
BENGALS	0-0	4-4	3-3	5-7	0-2
OPPONENTS	1-1	7-8	8-10	8-10	0-0

Doug Pelfrey: (38G), (46G, 51N, 43N, 46B), (56N, 38G, 43G), (—), (—), (—), (33G), (—), (27G), (—), (25G), (20G), (—), (26G, 40G), (42G), (44G).

Opponents: (—), (37G, 32G, 41G), (25G), (44G, 36N), (27N), (40N, 47G, 45G, 19G), (43G, 32G), (35G), (45G), (31N, 42G, 45G), (34G, 25G), (21G, 35G, 29G, 25G), (33G, 25G, 31G), (—), (23G), (44N).

## USUAL STARTERS

OFFENSE	DEFENSE
WR Carl Pickens	LDE John Copeland
LOT Kevin Sargent,	NT Kim von Oelhoffen
Rod Jones	RDE Dan Wilkinson
LG Rich Braham	LOLB James Francis
C Darrick Briz	LILB Tom Tumulty
RG Ken Blackman	RILB Ricardo McDonald
ROT Willie Anderson	ROLB Gerald Dixon
TE Tony McGee	LCB Ashley Ambrose
WR Darnay Scott	RCB Jimmy Spencer
QB Jeff Blake	SS Sam Shade
HB Ki-Jana Carter,	FS Greg Myers
Corey Dillon	
FB Brian Milne	

DEFENSE*	ST	AT	TT	SKS-YDS	INT-YDS	PD	FF	FR-YDS
Sam Shade	81	15	96	4-25	1-21	7	1	1-0
Greg Myers	67	15	82	0-0	1-25	6	0	0-0
Ricardo McDonald	50	14	64	1-5	0-0	3	0	0-0
Ashley Ambrose	57	2	59	1-10	3-56	26	0	2-0
James Francis	46	11	57	3.5-9.5	1-7	6	2	1-0
Tom Tumulty	40	16	56	1-5	0-0	2	0	0-0
Gerald Dixon	41	9	50	8.5-55.5	0-0	2	1	0-0
John Copeland	35	14	49	3-16	0-0	1	0	2-25
Tito Paul	41	7	48	0-0	0-0	6	0	1-0
Kimo von Oelhoffen	32	10	42	0-0	0-0	0	0	0-0
Brentson Buckner	32	7	39	0-0	0-0	0	2	0-0
Jimmy Spencer	36	2	38	0-0	1-(-2)	12	0	0-0
Steve Tovar	30	6	36	0-0	0-0	1	0	0-0
Dan Wilkinson	24	10	34	5-29	0-0	2	1	0-0
Corey Sawyer	28	3	31	0-0	4-44	13	0	0-0
Andre Collins	25	5	30	3-10	0-0	0	0	1-0
Reinard Wilson	22	2	24	3-23	0-0	1	1	0-0
Bo Orlando	20	4	24	1-7	1-3	4	1	0-0
Billy Granville	16	4	20	0-0	0-0	2	0	0-0
Tremain Mack	14	4	18	0-0	1-29	1	0	0-0
Jevon Langford	9	5	14	1-14	0-0	1	0	0-0
Ramondo Stallings	6	0	6	0-0	0-0	0	0	0-0
Andre Purvis	2	1	3	0-0	0-0	0	0	0-0
Tim Terry	2	1	3	0-0	0-0	0	0	0-0
Canute Curtis	2	0	2	0-0	0-0	0	0	0-0
Anthone Lott	1	0	1	0-0	0-0	0	0	0-0

SPECIAL TEAMS*	ST	AT	TT	FF	FR-YDS	BP	BFG	BXP
Andre Collins	17	2	19	0	0-0	0	0	0
Sam Shade	15	2	17	1	0-0	0	0	0
Gerald Dixon	15	0	15	0	0-0	0	0	0
Steve Tovar	7	1	8	0	0-0	0	0	0
Greg Truitt	7	0	7	0	0-0	0	0	0
Greg Myers	5	1	6	0	0-0	0	0	0
Corey Sawyer	4	1	5	0	0-0	0	0	0
Marco Battaglia	4	0	4	0	1-0	0	0	0
Billy Granville	3	1	4	1	0-0	0	0	0
Eric Beniemy	3	0	3	0	0-0	0	0	0
Steve Bush	3	0	3	0	0-0	0	0	0
Bo Orlando	2	1	3	0	1-0	0	0	0
Tim Terry	2	1	3	0	0-0	0	0	0
Tom Tumulty	2	1	3	0	0-0	0	0	0
Ricardo McDonald	2	0	2	0	0-0	0	0	0
Canute Curtis	1	0	1	0	0-0	0	0	0
James Hundon	1	0	1	0	0-0	0	0	0
Mike Jenkins	1	0	1	0	0-0	0	0	0
Tito Paul	1	0	1	0	0-0	0	0	0
Lawrence Wright	1	0	1	0	0-0	0	0	0
Brian Milne	0	1	1	0	0-0	0	0	0

MISCELLANEOUS DEFENSE*	ST	AT	TT	FF	FR-YDS
David Dunn	3	0	3	0	0-0
Darnay Scott	2	0	2	0	0-0
Kevin Sargent	1	1	2	0	0-0
Willie Anderson	1	0	1	0	0-0
Eric Beniemy	1	0	1	0	0-0
Ken Blackman	1	0	1	0	0-0
Ki-Jana Carter	1	0	1	0	0-0
James Hundon	1	0	1	0	0-0
Carl Pickens	1	0	1	0	0-0
Darrick Briz	0	1	1	0	0-0

\* NOTE: All defensive statistics above are press box statistics produced at the games.



# 1998 STATISTICS

RECORD: 3-13-0

HEAD COACH: BRUCE COSLET

DATE	W-L	SCORE	OPPONENT	ATTENDANCE
9-6-98	L	14-23	TENNESSEE	55,848
9-13-98	W	34-28 (OT)	at Detroit	66,354
9-20-98	L	6-13	GREEN BAY	56,346
9-27-98	L	24-31	at Baltimore	68,154
10-4-98			— BYE —	
10-11-98	W	25-20	PITTSBURGH	59,979
10-18-98	L	14-44	at Tennessee	33,288
10-25-98	L	10-27	at Oakland	40,089
11-1-98	L	26-33	DENVER	59,974
11-8-98	L	11-24	at Jacksonville	67,040
11-15-98	L	3-24	at Minnesota	64,232
11-22-98	L	13-20	BALTIMORE	52,571
11-29-98	L	17-34	JACKSONVILLE	55,432
12-6-98	L	20-33	BUFFALO	54,359
12-13-98	L	26-39	at Indianapolis	55,179
12-20-98	W	25-24	at Pittsburgh	52,017
12-27-98	L	0-35	TAMPA BAY	49,826

TEAM STATISTICS	BENGALS	OPPONENTS
TOTAL FIRST DOWNS	271	310
Rushing	92	142
Passing	148	152
Penalty	31	16
3rd Down: Made-Att	76-224	89-200
3rd Down Pct.	33.9	44.5
4th Down: Made-Att	11-29	4-9
4th Down Pct.	37.9	44.4
POSSESSION AVG.	28:31	31:29
TOTAL NET YARDS	4824	5763
Avg. Per Game	301.5	360.2
Total Plays	979	992
Avg. Per Play	4.9	5.8
NET YARDS RUSHING	1639	2612
Avg. Per Game	102.4	163.3
Total Rushes	405	558
NET YARDS PASSING	3185	3151
Avg. Per Game	199.1	196.9
Sacked-Yards Lost	53-360	28-199
Gross Yards	3545	3350
Att.-Completions	521-307	406-233
Completion Pct.	58.9	57.4
Had Intercepted	12	13
PUNTS-AVG.	81-44.2	64-44.5
Net Punting Avg.	35.2	39.6
PENALTY-TIES-YARDS	69-620	127-1012
FUMBLES-BALLS LOST	21-10	12-7
TOUCHDOWNS	31	53
Rushing	7	23
Passing	20	23
Returns	4	7

SCORE BY PERIODS	1	2	3	4	OT	PTS
BENGALS	26	90	66	80	6	268
OPPONENTS	113	143	99	97	0	452

SCORING	TD	TD-R	TD-P	TD-Rt	K-PAT	FG	S	PTS
Doug Pelfrey	0	0	0	0	21-21	19-27	0	78
Darnay Scott	7	0	7	0	—	—	0	42
Carl Pickens	5	0	5	0	—	—	0	32
Corey Dillon	5	4	1	0	—	—	0	30
Damon Gibson	4	0	3	1	—	—	0	24
Brandon Bennett	2	2	0	0	—	—	0	12
Marco Battaglia	1	0	1	0	—	—	0	6
James Hundon	1	0	1	0	—	—	0	6
Tremain Mack	1	0	0	1	—	—	0	6
Tony McGee	1	0	1	0	—	—	0	6
Brian Milne	1	1	0	0	—	—	0	6
Corey Sawyer	1	0	0	1	—	—	0	6
Sam Shade	1	0	0	1	—	—	0	6
Stepfret Williams	1	0	1	0	—	—	0	6
Paul Justin	0	0	0	0	—	—	0	2
BENGALS	31	7	20	4	21-21	19-27	0	268
OPPONENTS	53	23	23	7	51-51	27-31	0	452

Two-point conversions: Paul Justin, Carl Pickens. BENGALS 2-9, OPPONENTS 1-2.

RUSHING	ATT	YDS	AVG	LG	TD
Corey Dillon	262	1130	4.3	66	4
Brandon Bennett	77	243	3.2	17	2
Jeff Blake	15	103	6.9	18	0
Eric Bieniemy	17	56	3.3	9	0
Brian Milne	10	41	4.1	10	1
Neil O'Donnell	13	34	2.6	10	0
Darnay Scott	2	10	5.0	8	0
Damon Gibson	1	9	9.0	9	0
Michael Blair	1	4	4.0	4	0
Ki-Jana Carter	2	4	2.0	4	0
Carl Pickens	2	4	2.0	4	0
Paul Justin	1	2	2.0	2	0
Brad Costello	1	0	0.0	0	0
Eric Kresser	1	-1	-1.0	-1	0
BENGALS	405	1639	4.0	66	7
OPPONENTS	558	2612	4.7	67t	23

RECEIVING	REC	YDS	AVG	LG	TD
Carl Pickens	82	1023	12.5	67t	5
Darnay Scott	51	817	16.0	70t	7
Corey Dillon	28	178	6.4	41	1
Eric Bieniemy	27	153	5.7	15	0
Brian Milne	26	124	4.8	18	0
Tony McGee	22	363	16.5	40	1
Damon Gibson	19	258	13.6	76t	3
James Hundon	10	112	11.2	17	1
Marco Battaglia	10	47	4.7	16	1
Brandon Bennett	8	153	19.1	55	0
Willie Jackson	7	165	23.6	47	0
Stepfret Williams	6	81	13.5	19t	1
Ki-Jana Carter	6	25	4.2	8	0
Steve Bush	4	39	9.8	18	0
Michael Blair	1	7	7.0	7	0
BENGALS	307	3545	11.5	76t	20
OPPONENTS	233	3350	14.4	73t	23

INTERCEPTIONS	NO	YDS	AVG	LG	TD
Sam Shade	3	33	11.0	32	0
Artrell Hawkins	3	21	7.0	12	0
Ashley Ambrose	2	0	0.0	0	0
Corey Sawyer	1	58	58.0	58t	1
Brian Simmons	1	18	18.0	18	0
Adrian Ross	1	11	11.0	11	0
John Copeland	1	3	3.0	3	0
Thomas Randolph	1	0	0.0	0	0
BENGALS	13	144	11.1	58t	1
OPPONENTS	12	206	17.2	56	1

PUNTING	NO	YDS	AVG	NET	TB	IN-20	LG	BLK.
Lee Johnson	69	3083	44.7	35.6	8	14	69	1
Brad Costello	10	495	49.5	32.7	3	0	73	1
BENGALS	81	3578	44.2	35.2	11	14	73	2
OPPONENTS	64	2850	44.5	39.6	4	29	72	0

PUNT RETURNS	NO	FC	YDS	AVG	LG	TD
Damon Gibson	27	19	218	8.1	65t	1
Stepfret Williams	2	3	16	8.0	10	0
BENGALS	29	22	234	8.1	65t	1
OPPONENTS	36	15	503	14.0	87t	1

KICKOFF RETURNS	NO	YDS	AVG	LG	TD
Tremain Mack	45	1165	25.9	97t	1
Damon Gibson	17	372	21.9	30	0
Eric Bieniemy	5	87	17.4	22	0
Brandon Bennett	3	61	20.3	21	0
Marco Battaglia	1	5	5.0	5	0
Stepfret Williams	1	20	20.0	20	0
BENGALS	72	1710	23.8	97t	1
OPPONENTS	46	1199	26.1	51	0

FIELD GOALS	1-19	20-29	30-39	40-49	50+
Doug Pelfrey	1-1	4-4	6-7	6-10	2-5
BENGALS	1-1	4-4	6-7	6-10	2-5
OPPONENTS	0-1	5-6	12-12	8-10	2-2

Doug Pelfrey: (—), (35N, 48B), (37G, 19G), (48G), (44G, 48G), (—), (53N, 51G), (25G, 23G, 52N), (50G), (37G), (40G, 34G), (42N, 30G), (—), (41G, 26G), (33G, 37G, 43G, 53N, 46N, 21G), (40N).

Opponents: (38G, 31G, 48G, 47N), (—), (30G, 35G), (46G), (40G, 40G), (35G, 38G, 42G), (28N, 22G, 48G, 48N), (33G, 37G), (39G), (32G), (34G, 23G), (23G, 47G), (20G, 52G, 46G, 34G), (50G), (22G), (18N).

PASSING	ATT	CMP	YDS	CMP%	YDS/ATT	TD	TD%	INT	INT%	LG	SKD-YDS	RAT
Neil O'Donnell	343	212	2216	61.8	6.46	15	4.4	4	1.2	76t	30-217	90.2
Jeff Blake	93	51	739	54.8	7.95	3	3.2	3	3.2	67t	15-79	78.2
Paul Justin	63	34	426	54.0	6.76	1	1.6	3	4.8	41	7-60	60.7
Eric Kresser	21	10	164	47.6	7.81	1	4.8	2	9.5	37	0-0	50.6
Doug Pelfrey	1	0	0	0.0	0.00	0	0.0	0	0.0	0	0-0	39.6
Corey Dillon	0	0	0	—	—	0	—	0	—	—	1-4	—
BENGALS	521	307	3545	58.9	6.80	20	3.8	12	2.3	76t	53-360	82.7
OPPONENTS	406	233	3350	57.4	8.25	23	5.7	13	3.2	73t	28-199	89.8

## USUAL STARTERS

OFFENSE	DEFENSE
WR Carl Pickens	LDE Michael Bankston
LOT Kevin Sargent	NT Kim von Oelhoffen
LG Rich Braham	RDE Clyde Simmons
C Darrick Briz	LILB James Francis
RG Ken Blackman,	LILB Brian Simmons
Mike Goff	RILB Takeo Spikes
ROT Willie Anderson	ROLB Reinard Wilson
TE Tony McGee	LCB Ashley Ambrose
WR Darnay Scott	RCB Artrell Hawkins
QB Neil O'Donnell	SS Sam Shade
HB Corey Dillon	FS Greg Myers
FB Brian Milne	

DEFENSE*	ST	AT	TT	SKS-YDS	INT-YDS	PD	FF	FR-YDS
Takeo Spikes	95	17	112	2-19	0-0	0	0	0-0
Brian Simmons	62	16	78	3-18	1-18	2	1	1-22
Sam Shade	60	18	78	1-8	3-33	6	0	2-55
Artrell Hawkins	65	5	70	1-9	3-21	17	2	1-25
Michael Bankston	49	21	70	4.5-19.5	0-0	1	0	1-5
Greg Myers	54	15	69	0-0	0-0	4	0	1-0
Reinard Wilson	46	17	63	6-39.5	0-0	1	2	0-0
Myron Bell	45	3	48	1-8	0-0	3	0	0-0
Kim von Oelhoffen	36	9	45	0-0	0-0	3	0	0-0
Ashley Ambrose	36	4	40	0-0	2-0	15	0	0-0
James Francis	32	5	37	0-0	0-0	5	2	0-0
Clyde Simmons	28	2	30	5-37	0-0	2	1	0-0
Jevon Langford	17	7	24	0.5-5	0-0	0	0	0-0
Tom Tumulty	17	5	22	0.5-6	0-0	2	1	0-0
Thomas Randolph	19	1	20	0-0	1-0	7	0	0-0
Adrian Ross	12	2	14	0-0	1-11	4	0	0-0
Steve Foley	11	1	12	2-18	0-0	0	0	0-0
Corey Sawyer	9	1	10	0-0	1-58	3	0	0-0
Billy Granville	4	5	9	0-0	0-0	1	0	0-0
Glen Steele	6	1	7	0-0	0-0	0	0	0-0
Mike Thompson	3	4	7	0.5-6	0-0	0	0	0-0
Andre Purvis	4	2	6	1-6	0-0	0	0	0-0
John Copeland	5	0	5	0-0	1-3	1	0	0-0
Kelvin Moore	2	1	3	0-0	0-0	0	0	0-0
Tremain Mack	2	0	2	0-0	0-0	0	0	0-0
Canute Curtis	1	1	2	0-0	0-0	0	0	0-0

SPECIAL TEAMS*	ST	AT	TT	FF	FR-YDS	BP	BFG	BXP
Billy Granville	10	2	12	1	1-0	0	0	0
Eric Bieniemy	10	0	10	0	0-0	0	0	0
Greg Myers	7	2	9	0	0-0	0	0	0
Marco Battaglia	6	2	8	0	0-0	0	0	0
Adrian Ross	7	0	7	0	0-0	0	0	0
Sam Shade	6	1	7	0	0-0	0	0	0
Thomas Randolph	5	0	5	0	0-0	0	0	0
Brian Simmons	5	0	5	0	0-0	0	0	0
Steve Foley	3	0	3	1	0-0	0	0	0
Damon Gibson	3	0	3	0	0-0	0	0	0
Jimmy Sprotte	3	0	3	0	0-0	0	0	0
Steve Bush	2	0	2	0	0-0	0	0	0
Canute Curtis	2	0	2	0	0-0	0	0	0
Tremain Mack	2	0	2	0	0-0	0	0	0
Takeo Spikes	2	0	2	0	0-0	0	0	0
Myron Bell	1	0	1	0	0-0	0	0	0
Roosevelt Blackmon	1	0	1	0	0-0	0	0	0
Brad Costello	1	0	1	0	0-0	0	0	0

# 1999 STATISTICS

RECORD: 4-12-0

HEAD COACH: BRUCE COSLET

DATE	W-L	SCORE	OPPONENT	ATTENDANCE
9-12-99	L	35-36	at Tennessee	65,272
9-19-99	L	7-34	SAN DIEGO	47,660
9-26-99	L	3-27	at Carolina	61,269
10-3-99	L	10-38	ST. LOUIS	45,481
10-10-99	W	18-17	at Cleveland	73,048
10-17-99	L	3-17	PITTSBURGH	59,669
10-24-99	L	10-31	at Indianapolis	55,996
10-31-99	L	10-41	JACKSONVILLE	49,138
11-7-99	L	20-37	at Seattle	66,303
11-14-99	L	14-24	TENNESSEE	46,017
11-21-99	L	31-34	BALTIMORE	43,279
11-28-99	W	27-20	at Pittsburgh	50,907
12-5-99	W	44-30	SAN FRANCISCO	53,463
12-12-99	W	44-28	CLEVELAND	59,972
12-19-99			— BYE —	
12-26-99	L	0-22	at Baltimore	68,036
1-2-00	L	7-24	at Jacksonville	70,532

TEAM STATISTICS	BENGALS	OPPONENTS
TOTAL FIRST DOWNS	293	316
Rushing	111	99
Passing	161	189
Penalty	21	28
3rd Down: Made-Att	93-235	85-209
3rd Down Pct.	39.6	40.7
4th Down: Made-Att	7-23	5-13
4th Down Pct.	30.4	38.5
POSSESSION AVG.	29:59	30:01
TOTAL NET YARDS	5277	5497
Avg. Per Game	329.8	343.6
Total Plays	1039	1011
Avg. Per Play	5.1	5.4
NET YARDS RUSHING	2051	1699
Avg. Per Game	128.2	106.2
Total Rushes	442	454
NET YARDS PASSING	3226	3798
Avg. Per Game	201.6	237.4
Sacked-Yards Lost	49-278	35-229
Gross Yards	3504	4027
Att.-Completions	548-300	522-312
Completion Pct.	54.7	59.8
Had Intercepted	18	12
PUNTS-AVG.	84-38.3	71-44.2
Net Punting Avg.	84-31.2	71-36.1
PENALTY-TIES-YARDS	126-1027	105-835
FUMBLES-BALLS LOST	34-14	27-15
TOUCHDOWNS	33	53
Rushing	11	22
Passing	18	28
Returns	4	3

SCORE BY PERIODS	1	2	3	4	OT	PTS
BENGALS	91	70	58	64	0	283
OPPONENTS	124	166	92	78	0	460

SCORING	TD	TD-R	TD-P	TD-Rt	K-PAT	FG	S	PTS
Doug Pelfrey	0	0	0	0	27-27	18-27	0	81
Darnay Scott	7	0	7	0	—	—	0	42
Corey Dillon	6	5	1	0	—	—	0	36
Carl Pickens	6	0	6	0	—	—	0	36
Willie Jackson	2	0	2	0	—	—	0	14
Jeff Blake	2	2	0	0	—	—	0	12
Tony McGee	2	0	2	0	—	—	0	12
Craig Yeast	2	0	0	2	—	—	0	12
Ki-Jana Carter	1	1	0	0	—	—	0	6
Cliff Groce	1	1	0	0	—	—	0	6
Rodney Heath	1	0	0	1	—	—	0	6
Tremain Mack	1	0	0	1	—	—	0	6
Sedrick Shaw	1	1	0	0	—	—	0	6
Akili Smith	1	1	0	0	—	—	0	6
Brian Milne	0	0	0	0	—	—	0	2
BENGALS	33	11	18	4	27-27	18-27	0	283
OPPONENTS	53	22	28	3	49-50	29-32	1	460

Two-point conversions: Willie Jackson, Brian Milne.  
BENGALS 2-6, OPPONENTS 2-3.

PASSING	ATT	CMP	YDS	CMP%	YDS/ATT	TD	TD%	INT	INT%	LG	SKD-YDS	RAT
Jeff Blake	389	215	2670	55.3	6.86	16	4.1	12	3.1	76t	30-168	77.6
Akili Smith	153	80	805	52.3	5.26	2	1.3	6	3.9	39	19-110	55.6
Scott Covington	5	4	23	80.0	4.60	0	0.0	0	0.0	8	0-0	85.8
Carl Pickens	1	1	6	100.0	6.00	0	0.0	0	0.0	6	0-0	91.7
BENGALS	548	300	3504	54.7	6.39	18	3.3	18	3.3	76t	49-278	71.6
OPPONENTS	522	312	4027	59.8	7.71	28	5.4	12	2.3	73	35-229	92.3

RUSHING	ATT	YDS	AVG	LG	TD
Corey Dillon	263	1200	4.6	50	5
Jeff Blake	63	332	5.3	16	2
Michael Basnight	62	308	5.0	46	0
Akili Smith	19	114	6.0	24	1
Brian Milne	3	30	10.0	26	0
Nick Luchey	10	30	3.0	8	0
Cliff Groce	8	22	2.8	8	1
Sedrick Shaw	4	20	5.0	10	1
Ki-Jana Carter	6	15	2.5	8	1
Scott Covington	2	-4	-2.0	-2	0
Craig Yeast	2	-16	-8.0	-3	0
BENGALS	442	2051	4.6	50	11
OPPONENTS	454	1699	3.7	67t	22

RECEIVING	REC	YDS	AVG	LG	TD
Darnay Scott	68	1022	15.0	76t	7
Carl Pickens	57	737	12.9	75t	6
Willie Jackson	31	369	11.9	29	2
Corey Dillon	31	290	9.4	23	1
Tony McGee	26	344	13.2	35	2
Cliff Groce	25	154	6.2	14	0
Michael Basnight	16	172	10.8	47	0
Marco Battaglia	14	153	10.9	30	0
Damon Griffin	12	112	9.3	20	0
Nick Luchey	10	96	9.6	19	0
Ki-Jana Carter	3	24	8.0	11	0
Craig Yeast	3	20	6.7	8	0
Sedrick Shaw	1	-4	-4.0	-4	0
Akili Smith	1	6	6.0	6	0
James Hundon	1	5	5.0	5	0
Steve Bush	1	4	4.0	4	0
BENGALS	300	3504	11.7	76t	18
OPPONENTS	312	4027	12.9	73	28

INTERCEPTIONS	NO	YDS	AVG	LG	TD
Rodney Heath	3	72	24.0	58t	1
John Copeland	2	16	8.0	12	0
Takeo Spikes	2	7	3.5	7	0
Myron Bell	1	5	5.0	5	0
Roosevelt Blackmon	1	0	0.0	0	0
Tom Carter	1	0	0.0	0	0
Cory Hall	1	0	0.0	0	0
Greg Myers	1	0	0.0	0	0
BENGALS	12	100	8.3	58t	1
OPPONENTS	18	305	16.9	44	1

PUNTING	NO	YDS	AVG	NET	TB	IN-20	LG	BLK.
Will Brice	60	2475	41.3	32.1	4	12	72	2
Brad Costello	22	744	33.8	28.7	1	1	44	0
BENGALS	84	3219	38.3	31.2	5	13	72	2
OPPONENTS	71	3136	44.2	36.1	8	25	70	0

PUNT RETURNS	NO	FC	YDS	AVG	LG	TD
Damon Griffin	23	3	195	8.5	34	0
Craig Yeast	10	6	209	20.9	86t	2
Willie Jackson	2	1	6	3.0	8	0
BENGALS	35	10	410	11.7	86t	2
OPPONENTS	45	13	498	11.1	84t	1

KICKOFF RETURNS	NO	YDS	AVG	LG	TD
Tremain Mack	51	1382	27.1	99t	1
Damon Griffin	15	296	19.7	42	0
Nick Luchey	8	109	13.6	24	0
Willie Jackson	6	179	29.8	46	0
Craig Yeast	3	50	16.7	22	0
Corey Dillon	1	4	4.0	4	0
BENGALS	84	2020	24.0	99t	1
OPPONENTS	57	1068	18.7	39	0

FIELD GOALS	1-19	20-29	30-39	40-49	50+
Doug Pelfrey	1-1	9-11	7-12	0-2	1-1
BENGALS	1-1	9-11	7-12	0-2	1-1
OPPONENTS	3-3	11-12	6-8	7-7	2-2

**Doug Pelfrey:** (33G, 38G), (—), (47N, 37N, 30N, 39G), (36G, 33N), (27G, 26G), (37G, 41N), (32G), (29G), (50G, 34G), (32N), (39B, 19G), (29G, 29G, 25N), (29G, 24G, 27G), (28G), (20B), (—).

**Opponents:** (50G, 33G), (27G, 23G, 21G, 42G), (48G, 21G), (19G), (33G), (43G), (22G, 37B), (43G, 21G), (29G, 45G, 35G), (26G), (25G, 50G), (35G, 33G), (47G), (—), (24G, 48G, 19G, 30G, 19G), (34N, 27G, 28N).

## USUAL STARTERS

OFFENSE	DEFENSE
WR Carl Pickens	LDE John Copeland
LOT Rod Jones	NT Oliver Gibson
LG Matt O'Dwyer	RDE Michael Bankston,
C Rich Braham	Jevon Langford
RG Jay Leeuwenburg,	LOLB Steve Foley
Brian DeMarco	LILB Brian Simmons
ROT Willie Anderson	RILB Takeo Spikes
TE Tony McGee	ROLB Adrian Ross
WR Darnay Scott	LCB Rodney Heath
QB Jeff Blake	RCB Artrell Hawkins
HB Corey Dillon	SS Myron Bell
FB Cliff Groce	FS Cory Hall

DEFENSE*	ST	AT	TT	SKS-YDS	INT-YDS	PD	FF	FR-YDS
Brian Simmons	90	21	111	3-20	0-0	5	0	1-0
Takeo Spikes	82	23	105	3-14	2-7	6	4	4-0
Myron Bell	54	19	73	2-14.5	1-5	3	0	0-0
Artrell Hawkins	61	7	68	0-0	0-0	16	2	1-0
Michael Bankston	39	17	56	6-30	0-0	1	0	0-0
Cory Hall	36	13	49	0-0	1-0	3	0	0-0
Rodney Heath	43	3	46	0-0	3-72	18	2	1-(-4)
Oliver Gibson	31	10	41	4.5-31	0-0	1	0	1-0
John Copeland	31	7	38	4-22.5	2-16	3	2	0-0
Steve Foley	34	3	37	3.5-28	0-0	2	1	2-0
Greg Myers	33	4	37	0-0	1-0	5	1	1-21
Kimo von Oelhoffen	24	2	26	4-30	0-0	0	1	1-0
Ty Howard	25	0	25	0-0	0-0	4	0	0-0
Jevon Langford	19	6	25	0-0	0-0	1	0	0-0
Reinard Wilson	14	6	20	3-24	0-0	0	1	0-0
Adrian Ross	15	3	18	1-7	0-0	1	1	0-0
Roosevelt Blackmon	13	5	18	0-0	1-0	4	0	0-0
Rico Clark	13	2	15	0-0	0-0	5	0	0-0
Glen Steele	13	1	14	0-0	0-0	0	0	0-0
Tremain Mack	9	2	11	0-0	0-0	1	0	0-0
Tom Carter	8	0	8	0-0	1-0	1	0	0-0
Lawrence Wright	4	4	8	0-0	0-0	0	0	0-0
Canute Curtis	6	1	7	1-8	0-0	0	0	0-0
Charles Fisher	1	1	2	0-0	0-0	0	0	0-0
Andre Purvis	1	1	2	0-0	0-0	0	0	0-0
Billy Granville	1	0	1	0-0	0-0	0	0	0-0

SPECIAL TEAMS*	ST	AT	TT	FF	FR-YDS	BP	BFG	BXP
Lawrence Wright .....	14	1	15	0	1-0	0	0	0
Canute Curtis .....	7	3	10	0	0-0	0	0	0
Billy Granville .....	6	4	10	0	0-0	0	0	0
Cory Hall .....	6	0	6	0	1-0	0	0	0
Reinard Wilson .....	5	1	6	0	0-0	0	0	0
Steve Foley .....	5	0	5	0	0-0	0	0	0
Damon Griffin .....	5	0	5	0	0-0	0	0	0
Tremain Mack .....	5	0	5	0	0-0	0	1	0
Greg Myers .....	4	1	5	0	0-0	0	0	0
Adrian Ross .....	4	1	5	0	0-0	0	0	0
Brian Simmons .....	3	2	5	0	0-0	0	0	0
Michael Basnight .....	3	1	4	1	0-0	0	0	0
Will Brice .....	3	0	3	0	0-0	0	0	0
Rico Clark .....	3	0	3	0	0-0	0	0	0
Brad Costello .....	3	0	3	0	0-0	0	0	0
Takeo Spikes .....	3	0	3	0	0-0	0	0	0
Rodney Heath .....	2	1	3	0	1-0	0	0	0
Ty Howard .....	2	1	3	0	0-0	0	0	0
James Hundon .....	2	0	2	0	0-0	0	0	0
Tony McGee .....	2	0	2	0	0-0	0	0	0
Ben Peterson .....	2	0	2	0	0-0	0	0	0
Myron Bell .....	1	0	1	0	0-0	0	0	0
Brian Milne .....	1	0	1	0	0-0	0	0	0
Doug Pelfrey .....	1	0	1	0	0-0	0	0	0
Jimmy Srotte .....	1	0	1	0	0-0	0	0	0

# 2000 STATISTICS

RECORD: 4-12-0

**HEAD COACH:** BRUCE COSLET (GAMES 1-3; RECORD 0-3);  
DICK LeBEAU (GAMES 4-16; RECORD 4-9)

DATE	W-L	SCORE	OPPONENT	ATTENDANCE
9-3-00			— BYE —	
9-10-00	L	7-24	CLEVELAND	64,006
9-17-00	L	0-13	at Jacksonville	45,653
9-24-00	L	0-37	at Baltimore	68,481
10-1-00	L	16-31	MIAMI	61,535
10-8-00	L	14-23	TENNESSEE	63,406
10-15-00	L	0-15	at Pittsburgh	54,328
10-22-00	W	31-21	DENVER	61,603
10-29-00	W	12-3	at Cleveland	73,118
11-5-00	L	7-27	BALTIMORE	54,759
11-12-00	L	6-23	at Dallas	62,170
11-19-00	L	13-16	at New England	60,292
11-26-00	L	28-48	PITTSBURGH	63,925
12-3-00	W	24-13	ARIZONA	50,289
12-10-00	L	3-35	at Tennessee	68,498
12-17-00	W	17-14	JACKSONVILLE	50,469
12-24-00	L	7-16	at Philadelphia	64,902

TEAM STATISTICS	BENGALS	OPPONENTS
TOTAL FIRST DOWNS.....	254	307
Rushing.....	119	101
Passing.....	109	182
Penalty.....	26	24
3rd Down: Made-Att.....	77-227	102-239
3rd Down Pct.....	33.9	42.7
4th Down: Made-Att.....	10-25	4-13
4th Down Pct.....	40.0	30.8
POSSESSION AVG.....	27.13	32.47
TOTAL NET YARDS.....	4260	5487
Avg. Per Game.....	266.3	342.9
Total Plays.....	1001	1068
Avg. Per Play.....	4.3	5.1
NET YARDS RUSHING.....	2314	1925
Avg. Per Game.....	144.6	120.3
Total Rushes.....	495	504
NET YARDS PASSING.....	1946	3562
Avg. Per Game.....	121.6	222.6
Sacked-Yards Lost.....	52-273	26-168
Gross Yards.....	2219	3730
Att.-Completions.....	454-207	538-318
Completion Pct.....	45.6	59.1
Had Intercepted.....	14	9
PUNTS-AVG.....	94-40.2	80-41.7
Punting Avg.....	33.1	35.5
PENALTIES-YARDS.....	99-878	115-924
FUMBLES-BALLS LOST.....	37-21	22-12
TOUCHDOWNS.....	21	40
Rushing.....	13	12
Passing.....	6	26
Returns.....	2	2

SCORE BY PERIODS	1	2	3	4	OT	PTS
BENGALS.....	24	74	41	46	0	185
OPPONENTS.....	92	106	91	70	0	359

SCORING	TD	TD-R	TD-P	TD-Rt	K-PAT	FG	S	PTS
Neil Rackers.....	0	0	0	0	21-21	12-21	0	57
Corey Dillon.....	7	7	0	0	—	—	0	42
Peter Warrick.....	7	2	4	1	—	—	0	42
Brandon Bennett.....	3	3	0	0	—	—	0	18
Ron Dugans.....	1	0	1	0	—	—	0	6
Tony McGee.....	1	0	1	0	—	—	0	6
Scott Mitchell.....	1	1	0	0	—	—	0	6
Darryl Williams.....	1	0	0	1	—	—	0	6
(team).....	—	—	—	—	—	—	1	2
BENGALS.....	21	13	6	2	21-21	12-21	1	185
OPPONENTS.....	40	12	26	2	39-40	26-36	1	359

**Two-point conversions:** None. BENGALS 0-0, OPPONENTS 0-0.

PASSING	ATT	CMP	YDS	CMP%	YDS/ATT	TD	TD%	INT	INT%	LG	SKD-YDS	RAT
Akili Smith.....	267	118	1253	44.2	4.69	3	1.1	6	2.2	46	36-191	52.8
Scott Mitchell.....	187	89	966	47.6	5.17	3	1.6	8	4.3	38	16-82	50.8
BENGALS.....	454	207	2219	45.6	4.89	6	1.3	14	3.1	46	52-273	52.0
OPPONENTS.....	538	318	3730	59.1	6.93	26	4.8	9	1.7	77t	26-168	89.4

RUSHING	ATT	YDS	AVG	LG	TD
Corey Dillon.....	315	1435	4.6	80t	7
Brandon Bennett.....	90	324	3.6	37t	3
Akili Smith.....	41	232	5.7	21	0
Peter Warrick.....	16	148	9.3	77t	2
Scott Mitchell.....	10	61	6.1	12t	1
Nick Luchey.....	10	54	5.4	13	0
Curtis Keaton.....	6	24	4.0	8	0
Daniel Pope.....	2	22	11.0	22	0
Craig Yeast.....	1	15	15.0	15	0
Clif Groce.....	3	4	1.3	5	0
Neil Rackers.....	1	-5	-5.0	-5	0
BENGALS.....	495	2314	4.7	80t	13
OPPONENTS.....	504	1925	3.8	30	12

RECEIVING	REC	YDS	AVG	LG	TD
Peter Warrick.....	51	592	11.6	46	4
Tony McGee.....	26	309	11.9	39	1
Craig Yeast.....	24	301	12.5	27	0
Danny Farmer.....	19	268	14.1	38	0
Brandon Bennett.....	19	168	8.8	25	0
Corey Dillon.....	18	158	8.8	31	0
Ron Dugans.....	14	125	8.9	17	1
Marco Battaglia.....	13	105	8.1	15	0
Clif Groce.....	11	45	4.1	14	0
Nick Luchey.....	7	84	12.0	20	0
Steve Bush.....	3	39	13.0	18	0
Damon Griffin.....	2	25	12.5	16	0
BENGALS.....	207	2219	10.7	46	6
OPPONENTS.....	318	3730	11.7	77t	26

INTERCEPTIONS	NO	YDS	AVG	LG	TD
Tom Carter.....	2	40	20.0	30	0
Takeo Spikes.....	2	12	6.0	7	0
Darryl Williams.....	1	36	36.0	36t	1
Cory Hall.....	1	12	12.0	12	0
Chris Carter.....	1	6	6.0	6	0
Steve Foley.....	1	1	1.0	1	0
Robert Bean.....	1	0	0.0	0	0
BENGALS.....	9	107	11.9	36t	1
OPPONENTS.....	14	138	9.9	39	0

PUNTING	NO	YDS	AVG	NET	TB	IN-20	LG	BLK.
Daniel Pope.....	94	3775	40.2	33.1	14	18	57	0
BENGALS.....	94	3775	40.2	33.1	14	18	57	0
OPPONENTS.....	80	3338	41.7	35.5	7	30	70	0

PUNT RETURNS	NO	FC	YDS	AVG	LG	TD
Craig Yeast.....	34	14	225	6.6	27	0
Peter Warrick.....	7	1	123	17.6	82t	1
Damon Griffin.....	1	0	9	9.0	9	0
BENGALS.....	42	15	357	8.5	82t	1
OPPONENTS.....	40	17	387	9.7	39	0

KICKOFF RETURNS	NO	YDS	AVG	LG	TD
Tremain Mack.....	50	1036	20.7	50	0
Damon Griffin.....	8	129	16.1	29	0
Craig Yeast.....	7	106	15.1	29	0
Curtis Keaton.....	6	100	16.7	25	0
Steve Bush.....	3	18	6.0	8	0
Nick Luchey.....	2	12	6.0	12	0
Rodney Heath.....	1	22	22.0	22	0
Marco Battaglia.....	0f	0	—	—	0
BENGALS.....	77	1423	18.5	50	0
OPPONENTS.....	42	898	21.4	37	0

FIELD GOALS	1-19	20-29	30-39	40-49	50+
Neil Rackers.....	0-0	5-5	5-9	2-7	0-0
BENGALS.....	0-0	5-5	5-9	2-7	0-0
OPPONENTS.....	3-3	5-6	12-16	6-10	0-1

**Neil Rackers:** (42B), (44N, 47N), (—), (23G, 38G, 34G), (35B, 46N), (—), (24G), (39G), (—), (22G, 37G), (28G, 30N, 45G), (—), (36N, 45N, 32G), (45G), (27G), (31N).

**Opponents:** (30G), (30G, 33N, 19G), (30G, 37G, 19G), (40G), (22G, 41G, 33N, 34G), (36G, 28G), (48N, 48N), (18G), (38G, 32G), (39N, 44N, 43G, 35G, 42G, 51N), (38G, 21G, 22G), (44G, 28G), (31N), (—), (28N), (32G, 45G, 41N, 33G).

## USUAL STARTERS

OFFENSE	DEFENSE
WR Craig Yeast	LDE Vaughn Booker,
LOT Rod Jones	Michael Bankston
LG Matt O'Dwyer,	LDT Oliver Gibson
Scott Rehberg	RDT John Copeland
C Rich Braham,	RDE Michael Bankston,
Brock Gutierrez	John Copeland
RG Mike Goff	LLB Steve Foley
ROT Willie Anderson	MLB Armegis Spearman
TE Tony McGee	LCB Takeo Spikes
WR Peter Warrick	RCB Rodney Heath
QB Akili Smith,	Artrell Hawkins
Scott Mitchell	Chris Carter,
HB Corey Dillon	Cory Hall
FB Clif Groce,	Darryl Williams
M. Battaglia (TE),	
Nick Luchey	

DEFENSE*	ST	AT	TT	SKS-YDS	INT-YDS	PD	FF	FR-YDS
Takeo Spikes.....	109	19	128	2-16	2-12	4	0	3-0
Darryl Williams.....	80	21	101	0-0	1-36	5	3	0-0
Armegis Spearman.....	46	24	70	1-12	0-0	4	0	0-0
Michael Bankston.....	50	14	64	0-0	0-0	2	0	0-0
Chris Carter.....	49	11	60	1-9	1-6	2	2	1-0
Oliver Gibson.....	42	10	52	4-17	0-0	1	0	0-0
Artrell Hawkins.....	43	4	47	0-0	0-0	9	1	1-12
Rodney Heath.....	40	4	44	0-0	0-0	12	0	1-0
Tom Carter.....	36	7	43	0-0	2-40	11	0	0-0
Steve Foley.....	34	9	43	4-16	1-1	8	2	1-0
Cory Hall.....	36	5	41	4-32	1-12	2	0	0-0
John Copeland.....	32	7	39	1-8	0-0	1	0	1-4
Adrian Ross.....	31	2	33	1-6	0-0	3	0	0-0
Jevon Langford.....	19	3	22	0-0	0-0	2	0	0-0
Robert Bean.....	17	2	19	0-0	1-0	6	0	0-0
Tremain Mack.....	12	6	18	0-0	0-0	2	0	0-0
Vaughn Booker.....	13	4	17	0-0	0-0	1	0	0-0
Glen Steele.....	13	4	17	2-17	0-0	0	0	0-0
Mark Roman.....	15	1	16	0-0	0-0	2	1	0-0
Reinard Wilson.....	9	6	15	3-16	0-0	1	2	1-3
Tom Barndt.....	7	5	12	0-0	0-0	0	1	1-0
Canute Curtis.....	8	2	10	2-9	0-0	0	2	0-0
Brian Simmons.....	7	2	9	1-10	0-0	0	1	0-0
Billy Granville.....	2	0	2	0-0	0-0	0	0	0-0

SPECIAL TEAMS*	ST	AT	TT	FF	FR-YDS	BP	BFG	BXP
Artrell Hawkins.....	9	3	12	0	0-0	0	0	0
Damon Griffin.....	7	2	9	0	0-0	0	0	0
Billy Granville.....	6	2	8	0	1-0	0	0	0
Brandon Bennett.....	7	0	7	0	0-0	0	0	0
Robert Bean.....	6	0	6	0	0-0	0	0	0
Canute Curtis.....	6	0	6	0	1-0	0	0	0
Chris Carter.....	5	1	6	0	0-0	0	0	0
Rodney Heath.....	5	1	6	0	0-0	0	0	0
Adrian Ross.....	5	0	5	0	0-0	0	0	0
Tremain Mack.....	4	1	5	1	0-0	0	0	0
Brad St. Louis.....	4	0	4	0	0-0	0	0	0
Reinard Wilson.....	4	0	4	0	0-0	0	0	0
Armegis Spearman.....	3	1	4	0	0-0	0	0	0
Steve Bush.....	2	0	2	0	0-0	0	0	0
Neil Rackers.....	2	0	2	0	0-0	0	0	0
JoJuan Armour.....	1	0	1	0	0-0	0	0	0
Marco Battaglia.....	1	0	1	0	0-0	0	0	0
Mark Roman.....	1	0	1	0	0-0	0	0	0
Daniel Pope.....	0	1	1	0	0-0	0	0	0

MISCELLANEOUS DEFENSE*	ST	AT	TT	FF	FR-YDS
Peter Warrick.....	5	0	5	0	0-0
Corey Dillon.....	2	0	2	0	0-0
John Jackson.....	2	0	2	0	0-0
Willie Anderson.....	1	0	1	0	0-0
Marco Battaglia.....	1	0	1	0	0-0
Brandon Bennett.....	1	0	1	0	0-0
Steve Bush.....	1	0	1	0	0-0
Mike Goff.....	1	0	1	0	0-0
Damon Griffin.....	1	0	1	0	0-0
Brock Gutierrez.....	1	0	1	0	0-0
Rod Jones.....	1	0	1	0	0-0
Matt O'Dwyer.....	1	0	1	0	0-0
Jamain Stephens.....	1	0	1	0	0-0
Craig Yeast.....	1	0	1	0	0-0

\* NOTE: All defensive statistics above are press box statistics produced at the games.

# 2001 STATISTICS

RECORD: 6-10-0

HEAD COACH: DICK LeBEAU

DATE	W-L	SCORE	OPPONENT	ATTENDANCE
9-9-01	W	23-17	NEW ENGLAND	51,521
9-16-01	—	—	at Tennessee.....	RESCHEDULED FOR JAN. 6
9-23-01	W	21-10	BALTIMORE	51,121
9-30-01	L	14-28	at San Diego	56,048
10-7-01	L	7-16	at Pittsburgh	62,335
10-14-01	W	24-14	CLEVELAND	64,217
10-21-01	L	0-24	CHICAGO	63,408
10-28-01	W	31-27	at Detroit	69,343
11-4-01	—	—	BYE —	—
11-11-01	L	13-30	at Jacksonville	57,161
11-18-01	L	7-20	TENNESSEE	63,865
11-25-01	L	0-18	at Cleveland	72,918
12-2-01	L	13-16 (OT)	TAMPA BAY	52,135
12-9-01	L	10-14	JACKSONVILLE	44,920
12-16-01	L	14-15	at N.Y. Jets	77,745
12-23-01	L	0-16	at Baltimore	68,987
12-30-01	W	26-23 (OT)	PITTSBURGH	63,751
1-6-02	W	23-21	at Tennessee	68,798

TEAM STATISTICS	BENGALS	OPPONENTS
TOTAL FIRST DOWNS .....	294	281
Rushing .....	96	86
Passing .....	176	173
Penalty .....	22	22
3rd Down: Made-Att .....	93-243	86-225
3rd Down Pct. ....	38.3	38.2
4th Down: Made-Att .....	6-23	5-13
4th Down Pct. ....	26.1	38.5
POSSESSION AVG. ....	29:16	30:44
TOTAL NET YARDS .....	4800	4832
Avg. Per Game .....	300.0	302.0
Total Plays .....	1071	1013
Avg. Per Play .....	4.5	4.8
NET YARDS RUSHING .....	1712	1675
Avg. Per Game .....	107.0	104.7
Total Rushes .....	441	453
NET YARDS PASSING .....	3088	3157
Avg. Per Game .....	193.0	197.3
Sacked-Yards Lost .....	28-203	48-320
Gross Yards .....	3291	3477
Att.-Completions .....	602-322	512-311
Completion Pct. ....	53.5	60.7
Had Intercepted .....	26	13
PUNTS-AVG. ....	86-39.6	86-41.2
Net Punting Avg. ....	33.6	34.8
PENALTIES-YARDS .....	103-870	101-837
FUMBLES-BALLS LOST .....	28-11	33-15
TOUCHDOWNS .....	25	35
Rushing .....	11	10
Passing .....	12	23
Returns .....	2	2

SCORE BY PERIODS	1	2	3	4	OT	PTS
BENGALS .....	27	75	56	65	3	226
OPPONENTS .....	67	83	79	77	3	309

SCORING	TD	TD-R	TD-P	TD-Rt	K-PAT	FG	S	PTS
Corey Dillon .....	13	10	3	0	—	—	0	78
Neil Rackers .....	0	0	0	0	23-24	17-28	0	74
Ron Dugans .....	2	0	2	0	—	—	0	14
Darnay Scott .....	2	0	2	0	—	—	0	12
Danny Farmer .....	1	0	1	0	—	—	0	6
Chad Johnson .....	1	0	1	0	—	—	0	6
Jon Kitna .....	1	1	0	0	—	—	0	6
Tony McGee .....	1	0	1	0	—	—	0	6
Lorenzo Neal .....	1	0	1	0	—	—	0	6
Brian Simmons .....	1	0	0	1	—	—	0	6
Takeo Spikes .....	1	0	0	1	—	—	0	6
Peter Warrick .....	1	0	1	0	—	—	0	6
BENGALS .....	25	11	12	2	23-24	17-28	0	226
OPPONENTS .....	35	10	23	2	29-31	22-30	1	309

Two-point conversions: Ron Dugans. BENGALS 1-1, OPPONENTS 1-4.

PASSING	ATT	CMP	YDS	CMP%	YDS/ATT	TD	TD%	INT	INT%	LG	SKD-YDS	RAT
Jon Kitna .....	581	313	3216	53.9	5.54	12	2.1	22	3.8	49	25-185	61.1
Scott Mitchell .....	12	4	38	33.3	3.17	0	0.0	3	25.0	16	2-15	3.5
Akili Smith .....	8	5	37	62.5	4.63	0	0.0	0	0.0	14	1-3	73.4
Corey Dillon .....	1	0	0	0.0	0.00	0	0.0	1	100.0	—	0-0	0.0
BENGALS .....	602	322	3291	53.5	5.47	12	2.0	26	4.3	49	28-203	58.1
OPPONENTS .....	512	311	3477	60.7	6.79	23	4.5	13	2.5	47	48-320	85.4

RUSHING	ATT	YDS	AVG	LG	TD
Corey Dillon .....	340	1315	3.9	96t	10
Brandon Bennett .....	50	232	4.6	36	0
Jon Kitna .....	27	73	2.7	20	1
Curtis Keaton .....	5	48	9.6	21	0
Akili Smith .....	6	20	3.3	6	0
Peter Warrick .....	8	14	1.8	13	0
Lorenzo Neal .....	5	10	2.0	4	0
BENGALS .....	441	1712	3.9	96t	11
OPPONENTS .....	453	1675	3.7	48	10

RECEIVING	REC	YDS	AVG	LG	TD
Peter Warrick .....	70	667	9.5	33	1
Darnay Scott .....	57	819	14.4	49	2
Corey Dillon .....	34	228	6.7	17	3
Chad Johnson .....	28	329	11.8	28	1
Ron Dugans .....	28	251	9.0	31	2
T.J. Houshmandzadeh .....	21	228	10.9	23	0
Brandon Bennett .....	20	150	7.5	15	0
Lorenzo Neal .....	19	101	5.3	12	1
Danny Farmer .....	15	228	15.2	27	1
Tony McGee .....	14	148	10.6	25t	1
Marco Battaglia .....	13	118	9.1	17	0
Kirk McMullen .....	2	15	7.5	11	0
Curtis Keaton .....	1	9	9.0	9	0
BENGALS .....	322	3291	10.2	49	12
OPPONENTS .....	311	3477	11.2	47	23

INTERCEPTIONS	NO	YDS	AVG	LG	TD
Kevin Kaesviharn .....	3	41	13.7	29	0
Artrell Hawkins .....	3	26	8.7	22	0
Justin Smith .....	2	28	14.0	21	0
Takeo Spikes .....	1	66	66.0	66t	1
Darryl Williams .....	1	16	16.0	16	0
Chris Carter .....	1	10	10.0	10	0
Brian Simmons .....	1	5	5.0	5	0
Mark Roman .....	1	0	0.0	0	0
BENGALS .....	13	192	14.8	66t	1
OPPONENTS .....	26	392	15.1	64	0

PUNTING	NO	YDS	AVG	NET	TB	IN-20	LG	BLK.
Nick Harris .....	84	3372	40.1	33.9	6	21	57	1
Neil Rackers .....	1	32	32.0	12.0	1	0	32	0
BENGALS .....	86	3404	39.6	33.6	7	21	57	1
OPPONENTS .....	86	3541	41.2	34.8	13	29	76	0

PUNT RETURNS	NO	FC	YDS	AVG	LG	TD
Peter Warrick .....	18	10	116	6.4	31	0
T.J. Houshmandzadeh .....	12	5	163	13.6	86	0
Danny Farmer .....	1	1	11	11.0	11	0
BENGALS .....	31	16	290	9.4	86	0
OPPONENTS .....	47	17	374	8.0	24	0

KICKOFF RETURNS	NO	YDS	AVG	LG	TD
Curtis Keaton .....	42	891	21.2	64	0
T.J. Houshmandzadeh .....	10	185	18.5	23	0
Brandon Bennett .....	4	60	15.0	19	0
Rod Johnson .....	4	79	19.8	25	0
Brock Gutierrez .....	2	15	7.5	8	0
BENGALS .....	62	1230	19.8	64	0
OPPONENTS .....	46	1157	25.2	101t	1

FIELD GOALS	1-19	20-29	30-39	40-49	50+
Neil Rackers .....	0-0	4-6	8-11	4-9	1-2
BENGALS .....	0-0	4-6	8-11	4-9	1-2
OPPONENTS .....	0-0	8-8	6-9	7-11	1-2

Neil Rackers: (36G, 47G, 33G), (43N, 39N, 45N), (—), (51N), (27G, 22N, 42G, 21G), (39N), (47N, 39G), (26G, 52G), (—), (43N, 47N), (23G, 41G), (47G), (—), (—), (32N, 28N, 34G, 31G), (30G, 33G, 34G).

Opponents: (39G)(38G), (38N), (26G, 42G, 48G), (—), (48G, 43N), (51G, 24G), (—), (41G, 37G), (23G, 27G, 23G, 33G), (43N, 38G, 48G, 51N, 21G), (44N), (40N, 24G, 34N), (43G, 29G, 33N, 43G), (38G), (—).

## USUAL STARTERS

OFFENSE	DEFENSE
WR Darnay Scott	LDE Vaughn Booker
LOT Richmond Webb	LDT Oliver Gibson
LG Matt O'Dwyer	RDT Tony Williams
C Rich Braham	RDE Justin Smith
RG Mike Goff	LLB Steve Foley
ROT Willie Anderson	MLB Brian Simmons
TE Tony McGee	RLB Takeo Spikes
WR Peter Warrick	LCB Mark Roman
QB Jon Kitna	RCB Artrell Hawkins
HB Corey Dillon	SS JoJuan Armour
FB Lorenzo Neal	FS Cory Hall

DEFENSE*	ST	AT	TT	SKS-YDS	INT-YDS	PD	FF	FR-YDS
Takeo Spikes .....	80	29	109	6-58	1-66	5	1	0-0
Brian Simmons .....	51	32	83	6.5-41	1-5	5	2	0-0
Artrell Hawkins .....	49	10	59	0-0	3-26	6	2	1-0
Oliver Gibson .....	45	10	55	3-16	0-0	3	0	1-0
Justin Smith .....	41	13	54	8.5-76	2-28	5	0	0-0
Mark Roman .....	44	7	51	2-10	1-0	7	0	1-(-1)
Chris Carter .....	34	15	49	0-0	1-10	6	0	1-12
JoJuan Armour .....	36	11	47	0-0	0-0	3	0	0-0
Cory Hall .....	31	16	47	0-0	0-0	3	0	1-73
Robert Bean .....	39	3	42	0-0	0-0	5	1	0-0
Vaughn Booker .....	34	6	40	1.5-8	0-0	2	1	0-0
Steve Foley .....	25	14	39	0-0	0-0	0	2	0-0
Tony Williams .....	15	23	38	5-25	0-0	1	0	2-0
Reinard Wilson .....	26	11	37	9-47.5	0-0	3	1	2-0
Kevin Kaesviharn .....	22	3	25	0-0	3-41	6	0	0-0
Darryl Williams .....	19	6	25	3.5-22	1-16	2	1	1-0
Bernard Whittington .....	17	4	21	0-0	0-0	1	0	0-0
Rodney Heath .....	16	3	19	0-0	0-0	4	1	1-0
Canute Curtis .....	11	8	19	0-0	0-0	1	0	0-0
Glen Steele .....	5	5	10	1-4.5	0-0	1	1	1-0
Adrian Ross .....	4	5	9	1-6	0-0	0	0	0-0
Tom Carter .....	7	0	7	0-0	0-0	3	0	0-0
Ligarius Jennings .....	6	0	6	0-0	0-0	0	0	0-0
Jevon Langford .....	3	0	3	0-0	0-0	0	0	0-0
Mario Monds .....	1	0	1	0-0	0-0	0	0	0-0
(team) .....	—	—	—	1-6	—	—	—	—

SPECIAL TEAMS*	ST	AT	TT	FF	FR-YDS	BP	BFG	BXP
Ron Dugans .....	14	3	17	0	0-0	0	0	0
Adrian Ross .....	11	2	13	0	0-0	0	0	0
Chris Carter .....	8	2	10	0	1-0	0	0	0
Canute Curtis .....	4	6	10	1	1-3	0	0	0
JoJuan Armour .....	3	5	8	0	0-0	0	0	0
Kevin Kaesviharn .....	7	0	7	0	0-0	0	0	0
Ligarius Jennings .....	6	0	6	0	0-0	0	0	0
Robert Bean .....	3	3	6	0	1-10	0	0	0
Brandon Bennett .....	4	0	4	0	0-0	0	0	0
Darryl Williams .....	3	1	4	0	0-0	0	0	0
Cory Hall .....	2	1	3	0	0-0	0	0	0
Reinard Wilson .....	2	1	3	0	0-0	0	0	0
Riall Johnson .....	1	2	3	0	0-0	0	0	0
Lorenzo Neal .....	2	0	2	0	0-0	0	0	0
Brad St. Louis .....	2	0	2	0	0-0	0	0	0
Randy Chevier .....	1	1	2	0	0-0	0	0	0
Steve Foley .....	1	0	1	0	0-0	0	0	0
Rodney Heath .....	1	0	1	0	0-0	0	0	0
Neil Rackers .....	1	0	1	0	0-0	0	0	0
Brian Simmons .....	1	0	1	0	^0-56	0	0	0
Peter Warrick .....	1	0	1	0	0-0	0	0	0

*Lateral.					
MISCELLANEOUS DEFENSE*	ST	AT	TT	FF	FR-YDS
Corey Dillon.....	4	0	4	0	0-0
Chad Johnson.....	4	0	4	0	0-0
Darnay Scott.....	4	0	4	0	0-0
Rich Braham.....	3	0	3	0	0-0
Ron Dugans.....	2	0	2	0	0-0
Mike Goff.....	2	0	2	0	0-0
Jon Kitna.....	2	0	2	0	0-0
Peter Warrick.....	2	0	2	0	0-0
Richmond Webb.....	2	0	2	0	0-0
Brandon Bennett.....	1	1	2	0	0-0
Marco Battaglia.....	1	0	1	0	0-0
Robert Bean.....	1	0	1	0	0-0
Danny Farmer.....	1	0	1	0	0-0
T.J. Houshmandzadeh.....	1	0	1	0	0-0
Matt O'Dwyer.....	1	0	1	0	0-0



# 2002 STATISTICS

RECORD: 2-14-0

HEAD COACH: DICK LeBEAU

DATE	W-L	SCORE	OPPONENT	ATTENDANCE
9-8-02	L	6-34	SAN DIEGO	53,705
9-15-02	L	7-20	at Cleveland	73,358
9-22-02	L	3-30	at Atlanta	68,129
9-29-02	L	7-35	TAMPA BAY	57,234
10-6-02	L	21-28	at Indianapolis	56,570
10-13-02	L	7-34	PITTSBURGH	63,900
10-20-02			— BYE —	
10-27-02	L	24-30	TENNESSEE	52,822
11-3-02	W	38-3	at Houston	69,827
11-10-02	L	27-38	at Baltimore	69,024
11-17-02	L	20-27	CLEVELAND	64,060
11-24-02	L	21-29	at Pittsburgh	60,473
12-1-02	L	23-27	BALTIMORE	44,878
12-8-02	L	31-52	at Carolina	66,799
12-15-02	L	15-29	JACKSONVILLE	42,092
12-22-02	W	20-13	NEW ORLEANS	43,544
12-29-02	L	9-27	at Buffalo	47,850

TEAM STATISTICS	BENGALS	OPPONENTS
TOTAL FIRST DOWNS	315	315
Rushing	105	104
Passing	186	182
Penalty	24	29
3rd Down: Made-Att	87-223	83-199
3rd Down Pct.	39.0	41.7
4th Down: Made-Att	11-30	7-14
4th Down Pct.	36.7	50.0
POSSESSION AVG.	28:55	31:05
TOTAL NET YARDS	5206	5265
Avg. Per Game	325.4	329.1
Total Plays	1054	976
Avg. Per Play	4.9	5.4
NET YARDS RUSHING	1730	2003
Avg. Per Game	108.1	125.2
Total Rushes	426	498
NET YARDS PASSING	3476	3262
Avg. Per Game	217.3	203.9
Sacked-Yards Lost	37-256	24-153
Gross Yards	3732	3415
Att.-Completions	591-350	454-287
Completion Pct.	59.2	63.2
Had Intercepted	22	9
PUNTS-AVG.	73-38.2	65-41.8
Net Punting Avg.	28.7	37.9
PENALTY-YARDS	99-884	101-867
FUMBLES-BALLS LOST	26-13	21-11
TOUCHDOWNS	34	55
Rushing	13	16
Passing	17	30
Returns	4	9

SCORE BY PERIODS	1	2	3	4	OT	PTS
BENGALS	61	91	50	77	0	279
OPPONENTS	110	157	95	94	0	456

SCORING	TD	TD-R	TD-P	TD-Rt	K-PAT	FG	S	PTS
Neil Rackers	0	0	0	0	30-32	15-18	0	75
Corey Dillon	7	7	0	0	—	—	0	42
Peter Warrick	6	0	6	0	—	—	0	36
Chad Johnson	5	0	5	0	—	—	0	30
Jon Kitna	4	4	0	0	—	—	0	24
Nick Luchey	2	2	0	0	—	—	0	12
Matt Schobel	2	0	2	0	—	—	0	12
Michael Westbrook	2	0	2	0	—	—	0	12
Brandon Bennett	1	0	0	1	—	—	0	6
Artrell Hawkins	1	0	0	1	—	—	0	6
T.J. Houshmandzadeh	1	0	1	0	—	—	0	6
Lorenzo Neal	1	0	1	0	—	—	0	6
Brian Simmons	1	0	0	1	—	—	0	6
Takeo Spikes	1	0	0	1	—	—	0	6
BENGALS	34	13	17	4	30-32	15-18	0	279
OPPONENTS	55	16	30	9	51-52	23-31	1	456

Two-point conversions: None. BENGALS 0-2, OPPONENTS 2-3.

PASSING	ATT	CMP	YDS	CMP%	YDS/ATT	TD	TD%	INT	INT%	LG	SKD-YDS	RAT
Jon Kitna	473	294	3178	62.2	6.72	16	3.4	16	3.4	72t	24-159	79.1
Gus Frerotte	85	44	437	51.8	5.14	1	1.2	5	5.9	51	10-74	46.1
Akili Smith	33	12	117	36.4	3.55	0	0.0	1	3.0	24	3-23	34.5
BENGALS	591	350	3732	59.2	6.31	17	2.9	22	3.7	72t	37-256	71.8
OPPONENTS	454	287	3415	63.2	7.52	30	6.6	9	2.0	69	24-153	99.9

RUSHING	ATT	YDS	AVG	LG	TD
Corey Dillon	314	1311	4.2	67t	7
Brandon Bennett	33	155	4.7	29	0
Rudi Johnson	17	67	3.9	13	0
Nick Luchey	12	59	4.9	10	2
Jon Kitna	24	57	2.4	12t	4
Lorenzo Neal	9	31	3.4	9	0
Gus Frerotte	4	22	5.5	9	0
Peter Warrick	8	22	2.8	11	0
Akili Smith	4	5	1.3	3	0
Michael Westbrook	1	1	1.0	1	0
BENGALS	426	1730	4.1	67t	13
OPPONENTS	498	2003	4.0	41t	16

RECEIVING	REC	YDS	AVG	LG	TD
Chad Johnson	69	1166	16.9	72t	5
Peter Warrick	53	606	11.4	37t	6
Ron Dugans	47	421	9.0	31	0
Corey Dillon	43	298	6.9	19	0
T.J. Houshmandzadeh	41	492	12.0	31	1
Matt Schobel	27	212	7.9	20t	2
Lorenzo Neal	21	133	6.3	15	1
Brandon Bennett	18	109	6.1	15	0
Danny Farmer	9	115	12.8	51	0
Michael Westbrook	8	94	11.8	26t	2
Nick Luchey	7	46	6.6	15	0
Rudi Johnson	6	34	5.7	14	0
Tony Stewart	1	6	6.0	6	0
BENGALS	350	3732	10.7	72t	17
OPPONENTS	287	3415	11.9	69	30

INTERCEPTIONS	NO	YDS	AVG	LG	TD
Artrell Hawkins	2	102	51.0	102t	1
Kevin Kaesviharn	2	17	8.5	17	0
Brian Simmons	1	51	51.0	51t	1
Oliver Gibson	1	6	6.0	6	0
Jeff Burris	1	5	5.0	5	0
Lamont Thompson	1	4	4.0	4	0
Cory Hall	1	2	2.0	2	0
BENGALS	9	187	20.8	102t	2
OPPONENTS	22	428	19.5	98t	3

PUNTING	NO	YDS	AVG	NET	TB	IN-20	LG	BLK.
Nick Harris	65	2608	40.1	31.4	4	11	57	1
Travis Dorsch	5	162	32.4	1.8	0	0	46	0
Neil Rackers	2	17	8.5	6.5	0	1	19	0
BENGALS	73	2787	38.2	28.7	4	12	57	1
OPPONENTS	65	2714	41.8	37.9	6	24	64	0

PUNT RETURNS	NO	FC	YDS	AVG	LG	TD
T.J. Houshmandzadeh	24	4	117	4.9	34	0
Peter Warrick	4	0	14	3.5	10	0
Jeff Burris	0	1	0	—	—	0
Danny Farmer	0	4	0	—	—	0
BENGALS	28	9	131	4.7	34	0
OPPONENTS	41	8	611	14.9	95t	3

KICKOFF RETURNS	NO	YDS	AVG	LG	TD
Brandon Bennett	49	1231	25.1	94t	1
T.J. Houshmandzadeh	13	288	22.2	44	0
Rudi Johnson	13	277	21.3	42	0
Lorenzo Neal	5	52	10.4	17	0
Nick Luchey	3	40	13.3	17	0
Ron Dugans	1	6	6.0	6	0
Brock Gutierrez	1	11	11.0	11	0
BENGALS	85	1905	22.4	94t	1
OPPONENTS	57	1191	20.9	99t	1

FIELD GOALS	1-19	20-29	30-39	40-49	50+
Neil Rackers	2-2	5-5	3-3	3-5	2-3
BENGALS	2-2	5-5	3-3	3-5	2-3
OPPONENTS	0-0	7-8	8-11	7-9	1-3

Neil Rackers: (21G, 54G), (—), (24G), (45N), (—), (46N), (44G), (25G), (43G, 35G), (37G, 31G), (—), (40G), (52N, 24G), (51G, 18G), (25G), (—), (19G).

Opponents: (28G, 27G), (52G, 45G), (44G, 26G, 34G), (—), (—), (34G, 32N, 30G), (33G, 28G, 46G), (23G, 46B, 53N), (33G), (24N, 27G, 40G), (33G, 51N, 43G, 45G), (49N, 38N), (—), (—), (38G, 33N, 43G), (32G, 25G).

## USUAL STARTERS

OFFENSE	DEFENSE
WR Chad Johnson	LDE Bernard Whittington
LOT Levi Jones	LDOT Oliver Gibson
LG Matt O'Dwyer	RDT Glen Steele
C Rich Braham	RDE Tony Williams
RG Mike Goff	LLB Justin Smith
ROT Willie Anderson	MLB Canute Curtis
TE Matt Schobel	RLB Brian Simmons
WR Peter Warrick	LCB Takeo Spikes
QB Jon Kitna	RCB Jeff Burris
HB Corey Dillon	SS Artrell Hawkins
FB Lorenzo Neal	FS JoJuan Armour, Marquand Manuel
	FS Cory Hall

DEFENSE*	ST	AT	TT	SKS-YDS	INT-YDS	PD	FF	FR-YDS
Takeo Spikes	81	32	113	1.5-12	0-0	1	1	4-45
Brian Simmons	65	21	86	3-12	1-51	7	0	0-0
Artrell Hawkins	69	7	76	2-12	2-102	6	1	2-19
Jeff Burris	50	12	62	0-0	1-5	11	2	1-32
Justin Smith	48	13	61	6.5-56	0-0	3	2	0-0
Cory Hall	43	15	58	2-6	1-2	1	1	0-0
JoJuan Armour	32	20	52	0-0	0-0	2	1	0-0
Kevin Kaesviharn	43	7	50	0-0	2-17	10	1	0-0
Canute Curtis	38	8	46	0-0	0-0	0	0	0-0
Tony Williams	30	12	42	5-34	0-0	0	0	0-0
Bernard Whittington	22	14	36	1-3	0-0	0	0	2-0
Marquand Manuel	26	8	34	0-0	0-0	2	1	0-0
Mark Roman	23	7	30	0-0	0-0	1	1	0-0
Oliver Gibson	19	10	29	0-0	1-6	2	0	0-0
Glen Steele	15	13	28	0-0	0-0	1	0	0-0
Adrian Ross	17	3	20	0-0	0-0	1	0	0-0
Reinard Wilson	11	2	13	0-0	0-0	2	0	0-0
Lamont Thompson	10	0	10	0-0	1-4	1	0	0-0
Vaughn Booker	5	2	7	0-0	0-0	1	0	0-0
Reggie Myles	4	0	4	0-0	0-0	0	0	0-0
Jason Perry	2	2	4	0-0	0-0	0	0	1-15
Ligarius Jennings	1	2	3	0-0	0-0	1	0	0-0
Eric Ogbogu	1	2	3	0-0	0-0	0	0	0-0
(team)	—	—	—	3-18	—	—	—	—

SPECIAL TEAMS*	ST	AT	TT	FF	FR-YDS	BP	BFG	BXP
Ron Dugans	12	3	15	0	0-0	0	0	0
Brandon Bennett	10	0	10	0	0-0	0	0	0
JoJuan Armour	6	2	8	0	0-0	0	1	0
Marquand Manuel	6	2	8	0	0-0	0	0	0
Brad St. Louis	6	2	8	0	0-0	0	0	0
Ligarius Jennings	5	1	6	0	0-0	0	0	0
Riall Johnson	4	2	6	0	0-0	0	0	0
Reggie Myles	4	2	6	0	0-0	0	0	0
Canute Curtis	4	1	5	0	0-0	0	0	0
Adrian Ross	4	1	5	0	0-0	0	0	0
Cory Hall	4	0	4	0	0-0	0	0	0
Neil Rackers	3	1	4	0	0-0	0	0	0
Chris Edmonds	3	0	3	0	0-0	0	0	0
Lorenzo Neal	3	0	3	0	0-0	0	0	0
Lamont Thompson	2	1	3	0	0-0	0	0	0
Jeff Burris	2	0	2	0	0-0	0	0	0
Kevin Kaesviharn	2	0	2	0	0-0	0	0	0
Armegis Spearman	2	0	2	0	0-0	0	0	0
Sean Brewer	1	0	1	0	0-0	0	0	0
T.J. Houshmandzadeh	1	0	1	0	0-0	0	0	0
Nick Luchey	1	0	1	0	0-0	0	0	0
Mark Roman	1	0	1	0	0-0	0	0	0
Peter Warrick	1	0	1	0	0-0	0	0	0
Reinard Wilson	1	0	1	0	0-0	0	0	0

MISCELLANEOUS DEFENSE*	ST	AT	TT	FF	FR-YDS
Matt O'Dwyer	4	0	4	0	0-0
T.J. Houshmandzadeh	3	0	3	1	0-0
Peter Warrick	3	0	3	0	1-0



# 2003 STATISTICS

RECORD: 8-8-0

HEAD COACH: MARVIN LEWIS

DATE	W-L	SCORE	OPPONENT	ATTENDANCE
9-7-03	L	10-30	DENVER	63,820
9-14-03	L	20-23	at Oakland	50,135
9-21-03	L	10-17	PITTSBURGH	64,596
9-28-03	W	21-14	at Cleveland	73,428
10-5-03	L	16-22 (OT)	at Buffalo	72,615
10-12-03			— BYE —	
10-19-03	W	34-26	BALTIMORE	53,553
10-26-03	W	27-24	SEATTLE	52,131
11-2-03	L	14-17	at Arizona	23,531
11-9-03	W	34-27	HOUSTON	50,437
11-16-03	W	24-19	KANSAS CITY	64,923
11-23-03	W	34-27	at San Diego	52,069
11-30-03	W	24-20	at Pittsburgh	58,797
12-7-03	L	13-31	at Baltimore	69,468
12-14-03	W	41-38	SAN FRANCISCO	64,666
12-21-03	L	10-27	at St. Louis	66,061
12-28-03	L	14-22	CLEVELAND	65,362

TEAM STATISTICS	BENGALS	OPPONENTS
TOTAL FIRST DOWNS	313	320
Rushing	101	119
Passing	181	177
Penalty	31	24
3rd Down: Made-Att	102-228	85-206
3rd Down Pct.	44.7	41.3
4th Down: Made-Att	5-11	9-14
4th Down Pct.	45.5	64.3
POSSESSION AVG.	30:52	29:08
TOTAL NET YARDS	5329	5620
Avg. Per Game	333.1	351.3
Total Plays	1038	999
Avg. Per Play	5.1	5.6
NET YARDS RUSHING	1987	2218
Avg. Per Game	124.2	138.6
Total Rushes	481	461
NET YARDS PASSING	3342	3402
Avg. Per Game	208.9	212.6
Sacked-Yards Lost	37-249	30-196
Gross Yards	3591	3598
Att.-Completions	520-324	508-297
Completion Pct.	62.3	58.5
Had Intercepted	15	14
PUNTS-AVG.	77-39.5	67-42.5
Net Punting Avg.	32.2	35.1
PENALTY-TIES-YARDS	107-846	108-921
FUMBLES-BALLS LOST	16-7	26-10
TOUCHDOWNS	40	43
Rushing	12	18
Passing	26	23
Returns	2	2

SCORE BY PERIODS	1	2	3	4	OT	PTS
BENGALS	83	115	49	99	0	346
OPPONENTS	71	117	74	116	6	384

SCORING	TD	TD-R	TD-P	TD-Rt	K-PAT	FG	S	PTS
Shayne Graham	0	0	0	0	40-40	22-25	0	106
Chad Johnson	10	0	10	0	—	—	0	60
Rudi Johnson	9	9	0	0	—	—	0	54
Peter Warrick	8	0	7	1	—	—	0	48
Kelley Washington	4	0	4	0	—	—	0	24
Corey Dillon	2	2	0	0	—	—	0	12
Jeremi Johnson	2	1	1	0	—	—	0	12
Matt Schobel	2	0	2	0	—	—	0	12
Brandon Bennett	1	0	1	0	—	—	0	6
Kevin Hardy	1	0	0	1	—	—	0	6
Reggie Kelly	1	0	1	0	—	—	0	6
BENGALS	40	12	26	2	40-40	22-25	0	346
OPPONENTS	43	18	23	2	38-38	28-33	0	384

**Two-point conversions:** None. BENGALS 0-0, OPPONENTS 2-4.

PASSING	ATT	CMP	YDS	CMP%	YDS/ATT	TD	TD%	INT	INT%	LG	SKD-YDS	RAT
Jon Kitna	520	324	3591	62.3	6.91	26	5.0	15	2.9	82t	37-249	87.4
BENGALS	520	324	3591	62.3	6.91	26	5.0	15	2.9	82t	37-249	87.4
OPPONENTS	508	297	3598	58.5	7.08	23	4.5	14	2.8	73t	30-196	83.9

RUSHING	ATT	YDS	AVG	LG	TD
Rudi Johnson	215	957	4.5	54	9
Corey Dillon	138	541	3.9	39	2
Brandon Bennett	56	173	3.1	19	0
Peter Warrick	18	157	8.7	50	0
Jon Kitna	38	113	3.0	15	0
Jeremi Johnson	15	41	2.7	12	1
Kelley Washington	1	5	5.0	5	0
BENGALS	481	1987	4.1	54	12
OPPONENTS	461	2218	4.8	78t	18

RECEIVING	REC	YDS	AVG	LG	TD
Chad Johnson	90	1355	15.1	82t	10
Peter Warrick	79	819	10.4	77t	7
Brandon Bennett	25	176	7.0	16	1
Matt Schobel	24	332	13.8	45t	2
Kelley Washington	22	299	13.6	51t	4
Tony Stewart	21	212	10.1	21	0
Rudi Johnson	21	146	7.0	17	0
Jeremi Johnson	15	82	5.5	16	1
Reggie Kelly	13	81	6.2	13	1
Corey Dillon	11	71	6.5	14	0
Kevin Walter	3	18	6.0	9	0
BENGALS	324	3591	11.1	82t	26
OPPONENTS	297	3598	12.1	73t	23

INTERCEPTIONS	NO	YDS	AVG	LG	TD
Tory James	4	56	14.0	31	0
Jeff Burris	2	17	8.5	17	0
Brian Simmons	2	14	7.0	13	0
Rogers Beckett	2	11	5.5	11	0
Kevin Kaesviharn	1	10	10.0	10	0
Artrell Hawkins	1	8	8.0	8	0
Terrell Roberts	1	6	6.0	6	0
Mark Roman	1	1	1.0	1	0
BENGALS	14	123	8.8	31	0
OPPONENTS	15	225	15.0	83t	2

PUNTING	NO	YDS	AVG	NET	TB	IN-20	LG	BLK.
Kyle Richardson	49	1961	40.0	33.5	5	9	58	0
Nick Harris	28	1084	38.7	30.0	3	5	53	0
BENGALS	77	3045	39.5	32.2	8	14	58	0
OPPONENTS	67	2845	42.5	35.1	8	21	72	0

PUNT RETURNS	NO	FC	YDS	AVG	LG	TD
Peter Warrick	25	8	273	10.9	68t	1
Jeff Burris	5	0	58	11.6	34	0
BENGALS	30	8	331	11.0	68t	1
OPPONENTS	47	7	403	8.6	37	0

KICKOFF RETURNS	NO	YDS	AVG	LG	TD
Brandon Bennett	53	1146	21.6	46	0
Terrell Roberts	7	128	18.3	23	0
Kenny Watson	7	113	16.1	27	0
Rudi Johnson	2	23	11.5	15	0
Carl Powell	2	33	16.5	20	0
Jeremi Johnson	1	16	16.0	16	0
Glen Steele	1	2	2.0	2	0
Tony Stewart	1	13	13.0	13	0
BENGALS	74	1474	19.9	46	0
OPPONENTS	71	1470	20.7	45	0

FIELD GOALS	1-19	20-29	30-39	40-49	50+
Shayne Graham	0-0	5-5	10-10	7-8	0-2
BENGALS	0-0	5-5	10-10	7-8	0-2
OPPONENTS	1-1	11-12	9-11	5-7	2-2

**Shayne Graham:** (26G), (31G, 22G), (44G), (—), (39G, 37G, 54N, 30G), (44G, 37G), (30G, 25G), (—), (40G, 40G), (27G, 48N), (37G, 47G), (44G), (25G, 38G), (34G, 30G), (48G), (52N).

**Opponents:** (51G, 27G, 39G), (40G, 26G, 39G), (24N, 33G), (35N), (27G, 38G, 29G), (25G), (27G, 49B), (31G, 34N), (45G, 33G), (37G, 39G, 44N), (48G, 26G), (23G, 39G), (22G), (23G), (26G, 50G), (42G, 42G, 18G).

## USUAL STARTERS

OFFENSE	DEFENSE
WR Peter Warrick	LDE Duane Clemons
LOT Levi Jones	LDT John Thornton
LG Eric Steinbach	RDT Tony Williams
C Rich Braham	RDE Justin Smith
RG Mike Goff	SLB Adrian Ross
ROT Willie Anderson	MLB Kevin Hardy
TE Reggie Kelly	WLB Brian Simmons
WR Chad Johnson	LCB Jeff Burris
QB Jon Kitna	Artrell Hawkins
HB Corey Dillon	Tory James
FB Jeremi Johnson	Rogers Beckett,
	Kevin Kaesviharn
	FS Mark Roman

DEFENSE*	ST	AT	TT	SKS-YDS	INT-YDS	PD	FF	FR-YDS
Brian Simmons	72	31	103	1.5-9	2-14	6	2	4-13
Kevin Hardy	59	33	92	1.5-11	0-0	4	1	1-10
Mark Roman	55	19	74	0.5-5	1-1	7	1	0-0
Rogers Beckett	50	17	67	3-24	2-11	5	1	0-0
Tory James	57	6	63	1-1	4-56	18	0	0-0
Justin Smith	41	19	60	5-16.5	0-0	3	1	0-0
Artrell Hawkins	50	5	55	0-0	1-8	6	1	0-0
Adrian Ross	33	21	54	0-0	0-0	0	2	0-0
Kevin Kaesviharn	42	9	51	1-8	1-10	4	0	0-0
Duane Clemons	35	7	42	6-46	0-0	4	1	1-0
Tony Williams	28	10	38	2-9	0-0	0	1	1-(-1)
Jeff Burris	33	3	36	0-0	2-17	6	1	0-0
John Thornton	19	12	31	6-42	0-0	3	1	2-2
Oliver Gibson	17	7	24	0.5-3.5	0-0	3	0	0-0
Glen Steele	17	5	22	0.5-5.5	0-0	0	0	0-0
Carl Powell	10	10	20	0.5-2.5	0-0	1	1	1-0
Terrell Roberts	13	3	16	1-13	1-6	1	1	0-0
Marquand Manuel	9	2	11	0-0	0-0	1	0	0-0
Dwayne Levels	5	5	10	0-0	0-0	0	0	0-0
Riall Johnson	2	6	8	0-0	0-0	0	0	0-0
Reggie Myles	4	0	4	0-0	0-0	0	0	0-0

SPECIAL TEAMS*	ST	AT	TT	FF	FR-YDS	BP	BFG	BXP
Rogers Beckett	12	4	16	1	0-0	0	0	0
Reggie Myles	12	4	16	0	0-0	0	0	0
Riall Johnson	11	2	13	0	0-0	0	0	0
Kevin Kaesviharn	10	3	13	0	0-0	0	0	0
Khalid Abdullah	8	2	10	0	0-0	0	0	0
Brandon Bennett	6	2	8	0	0-0	0	0	0
Brad St. Louis	7	0	7	0	0-0	0	0	0
Shayne Graham	5	1	6	0	0-0	0	0	0
Kevin Walter	3	3	6	0	0-0	0	0	0
Dwayne Levels	5	0	5	0	0-0	0	0	0
Marquand Manuel	3	2	5	0	0-0	0	0	0
Tory James	4	0	4	0	0-0	0	0	0
Terrell Roberts	4	0	4	0	0-0	0	0	0
Kenny Watson	4	0	4	0	0-0	0	0	0
Jeff Burris	3	1	4	0	0-0	0	0	0
Chris Edmonds	2	2	4	0	0-0	0	0	0
Adrian Ross	3	0	3	0	0-0	0	0	0
Tony Stewart	3	0	3	0	0-0	0	0	0
Artrell Hawkins	1	2	3	0	0-0	0	0	0
Frank Chamberlin	1	0	1	0	0-0	0	0	0
John Thornton	0	0	0	0	0-0	0	1	0

MISCELLANEOUS DEFENSE*	ST	AT	TT	FF	FR-YDS
Peter Warrick	4	0	4	0	0-0
Brandon Bennett	2	0	2	0	0-0
Levi Jones	2	0	2	0	0-0
Matt Schobel	2	0	2	0	0-0
Mike Goff	1	0	1	0	0-0
Chad Johnson	1	0	1	0	0-0
Rudi Johnson	1	0	1	0	0-0
Jon Kitna	1	0	1	0	0-0
Scott Rehberg	1	0	1	0	0-0
Eric Steinbach	1	0	1	0	0-0

\* NOTE: All defensive statistics above are press box statistics produced at the games.

# 2004 STATISTICS

RECORD: 8-8-0

HEAD COACH: MARVIN LEWIS

DATE	W-L	SCORE	OPPONENT	ATTENDANCE
9-12-04	L	24-31	at N.Y. Jets	77,230
9-19-04	W	16-13	MIAMI	65,705
9-26-04	L	9-23	BALTIMORE	65,575
10-3-04	L	17-28	at Pittsburgh	62,402
10-10-04			— BYE —	
10-17-04	L	17-34	at Cleveland	73,263
10-25-04	W	23-10	DENVER	65,806
10-31-04	L	20-27	at Tennessee	68,932
11-7-04	W	26-3	DALLAS	65,721
11-14-04	W	17-10	at Washington	87,786
11-21-04	L	14-19	PITTSBURGH	65,780
11-28-04	W	58-48	CLEVELAND	65,677
12-5-04	W	27-26	at Baltimore	69,695
12-12-04	L	28-35	at New England	68,756
12-19-04	L	17-33	BUFFALO	65,378
12-26-04	W	23-22	N.Y. GIANTS	64,606
1-2-05	W	38-10	at Philadelphia	67,074

TEAM STATISTICS	BENGALS	OPPONENTS
TOTAL FIRST DOWNS	286	303
Rushing	93	123
Passing	172	158
Penalty	21	22
3rd Down: Made-Att	88-219	80-218
3rd Down Pct.	40.2	36.7
4th Down: Made-Att	6-12	5-15
4th Down Pct.	50.0	33.3
POSSESSION AVG.	29-20	30-40
TOTAL NET YARDS	5140	5365
Avg. Per Game	335.3	335.3
Total Plays	1004	1031
Avg. Per Play	5.1	5.2
NET YARDS RUSHING	1839	2062
Avg. Per Game	114.9	128.9
Total Rushes	437	474
NET YARDS PASSING	3301	3303
Avg. Per Game	206.3	206.4
Sacked-Yards Lost	31-219	37-257
Gross Yards	3520	3560
Att.-Completions	536-324	520-313
Completion Pct.	60.4	60.2
Had Intercepted	22	20
PUNTS-AVG.	84-41.7	79-41.9
Net Punting Avg.	35.5	35.7
PENALTY-YARDS	103-810	106-887
FUMBLES-BALLS LOST	17-10	40-16
TOUCHDOWNS	42	41
Rushing	14	11
Passing	23	23
Returns	5	7

SCORE BY PERIODS	1	2	3	4	OT	PTS
BENGALS	69	108	96	101	0	374
OPPONENTS	75	117	82	98	0	372

SCORING	TD	TD-R	TD-P	TD-Rt	K-PAT	FG	S	PTS
Shayne Graham	0	0	0	0	41-41	27-31	0	122
Rudi Johnson	12	12	0	0	—	—	0	72
Chad Johnson	9	0	9	0	—	—	0	54
T.J. Houshmandzadeh	4	0	4	0	—	—	0	24
Matt Schobel	4	0	4	0	—	—	0	24
Kelley Washington	3	0	3	0	—	—	0	18
Robert Geathers	1	0	0	1	—	—	0	6
Jeremi Johnson	1	0	1	0	—	—	0	6
Kevin Kaesviharn	1	0	0	1	—	—	0	6
Kyle Larson	1	1	0	0	—	—	0	6
Deltha O'Neal	1	0	0	1	—	—	0	6
Carson Palmer	1	1	0	0	—	—	0	6
Brian Simmons	1	0	0	1	—	—	0	6
Tony Stewart	1	0	1	0	—	—	0	6
Kenny Watson	1	0	1	0	—	—	0	6
Madieu Williams	1	0	0	1	—	—	0	6
BENGALS	42	14	23	5	41-41	27-31	0	374
OPPONENTS	41	11	23	7	40-40	28-31	1	372

Two-point conversions: None. BENGALS 0-1, OPPONENTS 0-1.

PASSING	ATT	CMP	YDS	CMP%	YDS/ATT	TD	TD%	INT	INT%	LG	SKD-YDS	RAT
Carson Palmer	432	263	2897	60.9	6.71	18	4.2	18	4.2	76t	25-178	77.3
Jon Kitna	104	61	623	58.7	5.99	5	4.8	4	3.8	30	6-41	75.9
BENGALS	536	324	3520	60.4	6.57	23	4.3	22	4.1	76t	31-219	77.0
OPPONENTS	520	313	3560	60.2	6.85	23	4.4	20	3.8	99t	37-257	79.5

RUSHING	ATT	YDS	AVG	LG	TD
Rudi Johnson	361	1454	4.0	52	12
Kenny Watson	26	161	6.2	25	0
T.J. Houshmandzadeh	6	51	8.5	16	0
Carson Palmer	18	47	2.6	14	1
Jon Kitna	10	42	4.2	15	0
Chad Johnson	4	39	9.8	18	0
Cliff Russell	3	15	5.0	13	0
Peter Warrick	2	14	7.0	8	0
Kyle Larson	1	11	11.0	11t	1
Jeremi Johnson	3	5	1.7	4	0
Chris Perry	2	1	0.5	1	0
Kelley Washington	1	-1	-1.0	-1	0
BENGALS	437	1839	4.2	52	14
OPPONENTS	474	2062	4.4	75t	11

RECEIVING	REC	YDS	AVG	LG	TD
Chad Johnson	95	1274	13.4	53t	9
T.J. Houshmandzadeh	73	978	13.4	62	4
Kelley Washington	31	378	12.2	28	3
Kenny Watson	25	171	6.8	21	1
Matt Schobel	21	201	9.6	76t	4
Jeremi Johnson	16	53	3.3	9	1
Reggie Kelly	15	85	5.7	14	0
Rudi Johnson	15	84	5.6	30	0
Peter Warrick	11	127	11.5	30	0
Tony Stewart	10	48	4.8	9	1
Kevin Walter	8	67	8.4	18	0
Chris Perry	3	33	11.0	13	0
Cliff Russell	1	21	21.0	21	0
BENGALS	324	3520	10.9	76t	23
OPPONENTS	313	3560	11.4	99t	23

INTERCEPTIONS	NO	YDS	AVG	LG	TD
Tory James	8	66	8.3	23	0
Deltha O'Neal	4	60	15.0	31t	1
Madieu Williams	3	51	17.0	51t	1
Brian Simmons	2	61	30.5	50t	1
Robert Geathers	1	36	36.0	36t	1
Kim Herring	1	0	0.0	0	0
Carl Powell	1	-2	-2.0	-2	0
BENGALS	20	272	13.6	51t	4
OPPONENTS	22	446	20.3	62t	4

PUNTING	NO	YDS	AVG	NET	TB	IN-20	LG	BLK.
Kyle Larson	83	3499	42.2	35.5	7	21	66	1
BENGALS	84	3499	41.7	35.5	7	21	66	1
OPPONENTS	79	3309	41.9	35.7	8	23	69	0

PUNT RETURNS	NO	FC	YDS	AVG	LG	TD
Keiwan Ratliff	17	5	207	12.2	49	0
T.J. Houshmandzadeh	11	7	88	8.0	28	0
Deltha O'Neal	7	6	33	4.7	17	0
BENGALS	35	18	328	9.4	49	0
OPPONENTS	51	10	378	7.4	63	0

KICKOFF RETURNS	NO	YDS	AVG	LG	TD
Cliff Russell	39	872	22.4	40	0
Kenny Watson	13	240	18.5	32	0
T.J. Houshmandzadeh	10	227	22.7	32	0
Tony Stewart	3	20	6.7	10	0
Reggie Kelly	1	14	14.0	14	0
Langston Moore	1	15	15.0	15	0
Deltha O'Neal	1	15	15.0	15	0
BENGALS	68	1403	20.6	40	0
OPPONENTS	80	1573	19.7	41	0

FIELD GOALS	1-19	20-29	30-39	40-49	50+
Shayne Graham	0-0	7-7	10-12	7-8	3-4
BENGALS	0-0	7-7	10-12	7-8	3-4
OPPONENTS	0-0	13-13	8-8	7-10	0-0

Shayne Graham: (22G), (38N, 48G, 36G, 39G), (29G, 47G, 26G), (34G), (32G, 44N), (53G, 34G, 35G), (28G, 50G), (35G, 47G, 45G, 30G/41G), (—), (21G, 32G, 36G), (53N, 41G, 24G), (—), (24G), (42G), (37N, 50G).

Opponents: (21G), (43G, 47G), (21G), (—), (23G, 33G), (49N, 29G), (23G, 45G), (24G), (47N, 33G), (32G), (23G, 29G), (20G, 22G, 38G, 45G), (—), (23G, 39G, 21G, 33G), (31G, 36G, 44G, 41G, 28G), (45N, 46G).

## USUAL STARTERS

OFFENSE	DEFENSE
WR Chad Johnson	LDE Duane Clemons
LOT Levi Jones	LDT John Thornton
LG Eric Steinbach	RDT Tony Williams,
C Rich Braham,	Langston Moore
Jerry Fontenot	RDE Justin Smith
RG Bobbie Williams	SLB Kevin Hardy
ROT Willie Anderson	MLB Landon Johnson
TE Reggie Kelly	WLB Brian Simmons
WR T.J. Houshmandzadeh	LCB Deltha O'Neal
QB Carson Palmer	RCB Tony James
HB Rudi Johnson	SS Kim Herring,
FB Jeremi Johnson,	Kevin Kaesviharn,
Tony Stewart (TE)	Rogers Beckett
	Madieu Williams
	FS

DEFENSE*	ST	AT	TT	SKS-YDS	INT-YDS	PD	FF	FR-YDS
Brian Simmons	76	31	107	1-9	2-61	4	3	1-18
Madieu Williams	76	15	91	2-19	3-51	11	0	2-(-3)
Landon Johnson	57	27	84	2-14	0-0	2	2	1-0
Justin Smith	42	29	71	8-70.5	0-0	2	2	2-0
Kevin Hardy	42	27	69	4-18	0-0	4	0	0-0
Tory James	58	5	63	0-0	8-66	13	2	1-0
Kim Herring	49	13	62	0-0	1-0	6	1	0-0
Kevin Kaesviharn	44	14	58	0-0	0-0	8	0	1-3
John Thornton	37	20	57	3-16	0-0	4	0	0-0
Duane Clemons	32	18	50	6.5-41.5	0-0	1	2	0-0
Deltha O'Neal	35	5	40	1-8	4-60	15	1	0-0
Keiwan Ratliff	27	8	35	0-0	0-0	5	0	1-0
Langston Moore	22	9	31	1-7	0-0	0	1	0-0
Caleb Miller	17	11	28	0-0	0-0	0	0	1-0
Carl Powell	16	6	22	2-14	1-(-2)	1	1	0-0
Nate Webster	16	5	21	1-8	0-0	2	1	1-0
Rogers Beckett	14	5	19	0-0	0-0	1	0	0-0
Tony Williams	10	6	16	0-0	0-0	0	0	0-0
Robert Geathers	7	6	13	3.5-27	1-36	6	1	0-0
Terrell Roberts	8	1	9	0-0	0-0	2	0	0-0
Anthony Mitchell	4	1	5	0-0	0-0	0	0	1-0
Larry Stevens	2	3	5	0-0	0-0	0	0	0-0
Rashad Bauman	2	1	3	0-0	0-0	0	0	0-0
Marcus Wilkins	0	3	3	0-0	0-0	0	0	0-0
Shaun Smith	2	0	2	0-0	0-0	0	0	0-0
Matthias Askew	0	2	2	0-0	0-0	0	0	0-0
Terrance Martin	1	0	1	0-0	0-0	0	0	0-0
(team)	—	—	—	2-5	—	—	—	—

SPECIAL TEAMS*	ST	AT	TT	FF	FR-YDS	BP	BFG	BXP
Reggie Myles	20	3	23	2	1-0	0	0	0
Marcus Wilkins	13	6	19	2	2-0	0	0	0
Anthony Mitchell	9	5	14	0	0-0	0	0	0
Kenny Watson	8	5	13	1	0-0	0	0	0
Madieu Williams	10	2	12	0	0-0	0	0	0
Kevin Walter	11	0	11	0	0-0	0	0	0
Kevin Kaesviharn	6	2	8	0	0-0	0	0	0
Larry Stevens	4	4	8	0	0-0	0	0	0
Tony Stewart	4	4	8	0	0-0	0	0	0
Caleb Miller	5	2	7	0	0-0	0	0	0
Landon Johnson	5	0	5	0	0-0	0	0	0
Shayne Graham	3	1	4	0	0-0	0	0	0
Matt Schobel	3	1	4	0	1-0	0	0	0
Keiwan Ratliff	2	2	4	1	0-0	0	0	0
Robert Geathers	2	1	3	0	0-0	0	0	0
Brad St. Louis	2	1	3	0	0-0	0	0	0
Kyle Larson	1	2	3	0	0-0	0	0	0
Rashad Bauman	2	0	2	0	0-0	0	0	0
Kim Herring	2	0	2	0	0-0	0	0	0
Elton Patterson	1	0	1	0	0-0	0	0	0
Terrell Roberts	1	0	1	0	0-0	0	0	0
Cliff Russell	1	0	1	0	0-0	0	0	0

# 2005 STATISTICS

RECORD: 11-5-0

## HEAD COACH: MARVIN LEWIS

(BENGALS WON AFC NORTH DIVISION; SEE POSTSEASON PORTION OF TEAM HISTORY SECTION FOR POSTSEASON STATS)

DATE	W-L	SCORE	OPPONENT	ATTENDANCE
9-11-05	W	27-13	at Cleveland	73,013
9-18-05	W	37-8	MINNESOTA	65,763
9-25-05	W	24-7	at Chicago	62,045
10-2-05	W	16-10	HOUSTON	65,714
10-9-05	L	20-23	at Jacksonville	66,137
10-16-05	W	31-23	at Tennessee	69,149
10-23-05	L	13-27	PITTSBURGH	66,104
10-30-05	W	21-14	GREEN BAY	65,940
11-6-05	W	21-9	at Baltimore	70,540
11-13-05	—	—	— BYE —	—
11-20-05	L	37-45	INDIANAPOLIS	65,995
11-27-05	W	42-29	BALTIMORE	65,680
12-4-05	W	38-31	at Pittsburgh	63,044
12-11-05	W	23-20	CLEVELAND	65,788
12-18-05	W	41-17	at Detroit	61,749
12-24-05	L	27-37	BUFFALO	65,485
1-1-06	L	3-37	at Kansas City	77,211

TEAM STATISTICS	BENGALS	OPPONENTS
TOTAL FIRST DOWNS	342	321
Rushing	109	109
Passing	203	185
Penalty	30	27
3rd Down: Made-Att	84-196	81-190
3rd Down Pct.	42.9	42.6
4th Down: Made-Att	3-10	6-14
4th Down Pct.	30.0	42.9
POSSESSION AVG.	30:52	29:09
TOTAL NET YARDS	5730	5419
Avg. Per Game	358.1	338.7
Total Plays	1018	976
Avg. Per Play	5.6	5.6
NET YARDS RUSHING	1910	1850
Avg. Per Game	119.4	115.6
Total Rushes	459	429
NET YARDS PASSING	3820	3569
Avg. Per Game	238.8	223.1
Sacked-Yards Lost	21-115	28-180
Gross Yards	3935	3749
Att.-Completions	538-362	519-324
Completion Pct.	67.3	62.4
Had Intercepted	14	31
PUNTS-AVG.	61-42.5	50-42.1
Net Punting Avg.	35.6	37.4
PENALTIES-YARDS	110-920	110-985
FUMBLES-BALLS LOST	18-6	31-13
TOUCHDOWNS	48	39
Rushing	15	16
Passing	32	21
Returns	1	2

SCORE BY PERIODS	1	2	3	4	OT	PTS
BENGALS	84	147	98	92	0	421
OPPONENTS	60	102	89	99	0	350

SCORING	TD	TD-R	TD-P	TD-Rt	K-PAT	FG	S	PTS
Shayne Graham	0	0	0	0	47-47	28-32	0	131
Rudi Johnson	12	12	0	0	—	—	0	72
Chad Johnson	9	0	9	0	—	—	0	54
T.J. Houshmandzadeh	8	1	7	0	—	—	0	48
Chris Henry	6	0	6	0	—	—	0	36
Jeremi Johnson	3	0	3	0	—	—	0	18
Chris Perry	2	0	2	0	—	—	0	12
Tab Perry	2	1	1	0	—	—	0	12
Matt Schobel	1	0	1	0	—	—	0	8
Reggie Kelly	1	0	1	0	—	—	0	6
Carson Palmer	1	1	0	0	—	—	0	6
Odell Thurman	1	0	0	1	—	—	0	6
Kevin Walter	1	0	1	0	—	—	0	6
Kelley Washington	1	0	1	0	—	—	0	6
BENGALS	48	15	32	1	47-47	28-32	0	421
OPPONENTS	39	16	21	2	37-37	25-28	0	350

Two-point conversions: Matt Schobel. BENGALS 1-1, OPPONENTS 2-2.

PASSING	ATT	CMP	YDS	CMP%	YDS/ATT	TD	TD%	INT	INT%	LG	SKD-YDS	RAT
Carson Palmer	509	345	3836	67.8	7.54	32	6.3	12	2.4	70t	19-105	101.1
Jon Kitna	29	17	99	58.6	3.41	0	0.0	2	6.9	16	2-10	36.4
BENGALS	538	362	3935	67.3	7.31	32	5.9	14	2.6	70t	21-115	97.6
OPPONENTS	519	324	3749	62.4	7.22	21	4.0	31	6.0	68t	28-180	72.8

RUSHING	ATT	YDS	AVG	LG	TD
Rudi Johnson	337	1458	4.3	33	12
Chris Perry	61	279	4.6	30	0
T.J. Houshmandzadeh	8	62	7.8	17	1
Carson Palmer	34	41	1.2	14	1
Chad Johnson	5	33	6.6	11	0
Jeremi Johnson	8	14	1.8	5	0
Jon Kitna	2	14	7.0	11	0
Tab Perry	3	9	3.0	7	1
Nick Luchey	1	0	0.0	0	0
BENGALS	459	1910	4.2	33	15
OPPONENTS	429	1850	4.3	49t	16

RECEIVING	REC	YDS	AVG	LG	TD
Chad Johnson	97	1432	14.8	70t	9
T.J. Houshmandzadeh	78	956	12.3	43t	7
Chris Perry	51	328	6.4	28	2
Chris Henry	31	422	13.6	47	6
Rudi Johnson	23	90	3.9	15	0
Kevin Walter	19	211	11.1	33	1
Matt Schobel	18	193	10.7	28	1
Reggie Kelly	15	90	6.0	16	1
Jeremi Johnson	12	65	5.4	27t	3
Kelley Washington	10	101	10.1	18t	1
Tony Stewart	4	26	6.5	10	0
Tab Perry	4	21	5.3	13	1
BENGALS	362	3935	10.9	70t	32
OPPONENTS	324	3749	11.6	68t	21

INTERCEPTIONS	NO	YDS	AVG	LG	TD
Deltha O'Neal	10	103	10.3	37	0
Odell Thurman	5	59	11.8	30t	1
Tory James	5	5	1.0	5	0
Keiwan Ratliff	3	52	17.3	35	0
Kevin Kaesviharn	3	9	3.0	6	0
Brian Simmons	2	15	7.5	16	0
Ifeanyi Ohalet	1	15	15.0	15	0
Madieu Williams	1	2	2.0	2	0
John Thornton	1	0	0.0	0	0
BENGALS	31	260	8.4	37	1
OPPONENTS	14	247	17.6	55	1

PUNTING	NO	YDS	AVG	NET	TB	IN-20	LG	BLK.
Kyle Larson	60	2591	43.2	35.6	8	13	75	1
BENGALS	61	2591	42.5	35.6	8	13	75	1
OPPONENTS	50	2106	42.1	37.4	4	18	56	0

PUNT RETURNS	NO	FC	YDS	AVG	LG	TD
Keiwan Ratliff	28	14	157	5.6	13	0
BENGALS	28	14	157	5.6	13	0
OPPONENTS	32	7	260	8.1	27	0

KICKOFF RETURNS	NO	YDS	AVG	LG	TD
Tab Perry	64	1562	24.4	94	0
Matt Schobel	2	4	2.0	4	0
Deltha O'Neal	1	14	14.0	14	0
BENGALS	67	1580	23.6	94	0
OPPONENTS	85	1787	21.0	99t	1

FIELD GOALS	1-19	20-29	30-39	40-49	50+
Shayne Graham	0-0	11-11	10-11	7-9	0-1
BENGALS	0-0	11-11	10-11	7-9	0-1
OPPONENTS	1-1	12-12	7-8	3-4	2-3

**Shayne Graham:** (32G, 23G), (40G, 29G, 30G), (33G), (24G, 42N, 27G, 46G), (31G, 48G), (52N, 21G), (30N, 26G, 39G), (—), (48N), (43G, 41G, 44G), (26G, 31G), (30G), (21G, 27G, 37G), (28G, 33G), (31G, 27G), (49G).

**Opponents:** (29G, 34G), (—), (39N), (28G), (32G, 51G, 53G), (24G, 29G, 47G), (27G, 39G), (—), (34G, 32G, 31G), (19G), (54N), (23G), (41G, 29G), (45G), (21G, 24G, 48N, 22G), (39G, 24G, 23G).

## USUAL STARTERS

OFFENSE	DEFENSE
WR Chad Johnson	LDE Justin Smith
LOT Levi Jones	RDT Bryan Robinson,
LG Eric Steinbach	Shaun Smith
C Rich Braham	RDT John Thornton
RG Bobbie Williams	RDE Robert Geathers
ROT Willie Anderson	SLB Landon Johnson,
TE Reggie Kelly	David Pollack
WR T.J. Houshmandzadeh	MLB Odell Thurman
QB Carson Palmer	WLB Brian Simmons
HB Rudi Johnson	LCB Deltha O'Neal
FB Jeremi Johnson	RCB Tory James
	SS Ifeanyi Ohalet
	FS Kevin Kaesviharn

DEFENSE*	ST	AT	TT	SKS-YDS	INT-YDS	PD	FF	FR-YDS
Odell Thurman	68	37	105	1.5-13	5-59	9	4	0-0
Kevin Kaesviharn	63	24	87	1-6	3-9	8	0	3-0
Brian Simmons	52	32	84	4-29	2-15	7	3	0-0
Landon Johnson	58	24	82	0-0	0-0	2	1	0-0
Justin Smith	45	21	66	6-24	0-0	2	1	1-0
Deltha O'Neal	56	9	65	0-0	10-103	20	0	1-26
Tory James	49	8	57	0-0	5-5	14	1	1-26
Ifeanyi Ohalet	36	15	51	0-0	1-15	2	0	0-0
Keiwan Ratliff	37	6	43	0-0	3-52	3	1	1-0
John Thornton	24	18	42	2-14	1-0	1	2	1-0
Robert Geathers	25	9	34	3-20	0-0	1	1	0-0
David Pollack	22	6	28	4-5-34	0-0	1	0	1-6
Shaun Smith	18	8	26	0-0	0-0	0	0	0-0
Madieu Williams	16	5	21	0-0	1-2	3	0	0-0
Anthony Mitchell	17	2	19	1-4	0-0	0	0	0-0
Bryan Robinson	9	9	18	0-0	0-0	0	0	0-0
Carl Powell	9	4	13	1-4	0-0	1	0	0-0
Duane Clemons	10	2	12	2-12	0-0	1	0	1-0
Rashad Bauman	8	0	8	0-0	0-0	1	0	0-0
Caleb Miller	6	1	7	0-0	0-0	0	0	1-0
Matthias Askew	2	2	4	0-0	0-0	0	1	0-0
Jonathan Fanene	2	1	3	0-0	0-0	0	0	0-0
Patrick Body	1	0	1	0-0	0-0	0	0	0-0
Hannibal Navies	1	0	1	0-0	0-0	0	0	0-0
(team)	—	—	—	2-20	—	—	—	—

SPECIAL TEAMS*	ST	AT	TT	FF	FR-YDS	BP	BFG	BXP
Marcus Wilkins	11	5	16	1	0-0	0	0	0
Kevin Walter	10	6	16	0	0-0	0	0	0
Tab Perry	10	2	12	1	1-0	0	0	0
Shayne Graham	7	4	11	0	0-0	0	0	0
Anthony Mitchell	5	6	11	0	0-0	0	0	0
Hannibal Navies	9	1	10	1	1-0	0	0	0
Caleb Miller	6	3	9	0	0-0	0	0	0
Greg Brooks	7	1	8	0	0-0	0	0	0
Tony Stewart	4	4	8	0	0-0	0	0	0
Reggie Myles	5	0	5	0	0-0	0	0	0
Landon Johnson	3	2	5	0	0-0	0	0	0
Ifeanyi Ohalet	4	0	4	0	0-0	0	0	0
Rashad Bauman	3	1	4	0	0-0	0	0	0
Patrick Body	3	0	3	0	0-0	0	0	0
Keiwan Ratliff	3	0	3	0	0-0	0	0	0
Larry Stevens	2	1	3	0	0-0	0	0	0
Kyle Larson	2	0	2	0	0-0	0	0	0
Brad St. Louis	2	0	2	0	0-0	0	0	0
Madieu Williams	1	1	2	0	0-0	0	0	0
Reggie Kelly	1	0	1	0	0-0	0	0	0
Matt Schobel	1	0	1	0	0-0	0	0	0
Kenny Watson	1	0	1	0	0-0	0	0	0
Tory James	0	1	1	0	0-0	0	0	0

MISCELLANEOUS DEFENSE*	ST	AT	TT	FF	FR-YDS
T.J. Houshmandzadeh	4	0	4	0	0-0
Bobbie Williams	4	0	4	0	0-0
Willie Anderson	2	0	2	0	0-0
Matt Schobel	2	0	2	0	0-0
Levi Jones	1	0	1	1	0-0
Reggie Kelly	1	0	1	0	0-0
Carson Palmer	1	0	1	0	0-0
Chris Perry	1	0	1	0	0-0
Eric Steinbach	1	0	1	0	0-0
Tony Stewart	1	0	1	0	0-0

\* NOTE: All defensive statistics above are press box statistics produced at the games.

# 2006 STATISTICS

RECORD: 8-8-0

HEAD COACH: MARVIN LEWIS

DATE	W-L	SCORE	OPPONENT	ATTENDANCE
9-10-06	W	23-10	at Kansas City	77,956
9-17-06	W	34-17	CLEVELAND	66,072
9-24-06	W	28-20	at Pittsburgh	64,922
10-1-06	L	13-38	NEW ENGLAND	66,035
10-8-06	L	— BYE —		
10-15-06	L	13-14	at Tampa Bay	65,732
10-22-06	W	17-14	CAROLINA	65,964
10-29-06	L	27-29	ATLANTA	65,978
11-5-06	L	20-26	at Baltimore	70,792
11-12-06	L	41-49	SAN DIEGO	65,917
11-19-06	W	31-16	at New Orleans	68,001
11-26-06	W	30-0	at Cleveland	72,926
11-30-06	W	13-7	BALTIMORE	65,973
12-10-06	W	27-10	OAKLAND	65,882
12-18-06	L	16-34	at Indianapolis	57,292
12-24-06	L	23-24	at Denver	75,759
12-31-06	L	17-23 (OT)	PITTSBURGH	66,049

TEAM STATISTICS	BENGALS	OPPONENTS
TOTAL FIRST DOWNS	313	337
Rushing	88	109
Passing	200	206
Penalty	25	22
3rd Down: Made-Att	72-201	88-211
3rd Down Pct.	35.8	41.7
4th Down: Made-Att	6-9	11-21
4th Down Pct.	66.7	52.4
POSSESSION AVG.	28:34	31:26
TOTAL NET YARDS	5462	5681
Avg. Per Game	341.4	355.1
Total Plays	994	1038
Avg. Per Play	5.5	5.5
NET YARDS RUSHING	1629	1863
Avg. Per Game	101.8	116.4
Total Rushes	435	448
NET YARDS PASSING	3833	3818
Avg. Per Game	239.6	238.6
Sacked-Yards Lost	36-233	35-211
Gross Yards	4066	4029
Att.-Completions	523-327	555-349
Completion Pct.	62.5	62.9
Had Intercepted	13	19
PUNTS-AVG.	77-44.5	72-43.5
Net Punting Avg.	38.6	37.4
PENAL TIES-YARDS	92-717	97-836
FUMBLES-BALLS LOST	25-11	24-12
TOUCHDOWNS	43	40
Rushing	14	15
Passing	28	24
Returns	1	1

SCORE BY PERIODS	1	2	3	4	OT	PTS
BENGALS	86	111	58	118	0	373
OPPONENTS	50	76	85	114	6	331

SCORING	TD	TD-R	TD-P	TD-Rt	K-PAT	FG	S	PTS
Shayne Graham	0	0	0	0	40-42	25-30	0	115
Rudi Johnson	12	12	0	0	—	—	0	72
Chris Henry	9	0	9	0	—	—	0	54
T.J. Houshmandzadeh	9	0	9	0	—	—	0	54
Chad Johnson	7	0	7	0	—	—	0	42
Jeremi Johnson	1	1	0	0	—	—	0	6
Reggie Kelly	1	0	1	0	—	—	0	6
Ethan Kilmer	1	0	0	1	—	—	0	6
Tony Stewart	1	0	1	0	—	—	0	6
Kelley Washington	1	0	1	0	—	—	0	6
Kenny Watson	1	1	0	0	—	—	0	6
BENGALS	43	14	28	1	40-42	25-30	0	373
OPPONENTS	40	15	24	1	37-38	18-25	0	331

Two-point conversions: None. BENGALS 0-1, OPPONENTS 0-1.

RUSHING	ATT	YDS	AVG	LG	TD
Rudi Johnson	341	1309	3.8	22t	12
Kenny Watson	25	138	5.5	18	1
Chris Perry	10	57	5.7	18	0
Jeremi Johnson	15	56	3.7	15	1
Carson Palmer	26	37	1.4	11	0
Chad Johnson	6	24	4.0	8	0
Reggie McNeal	1	8	8.0	8	0
T.J. Houshmandzadeh	3	6	2.0	13	0
Tab Perry	2	4	2.0	2	0
Quincy Wilson	2	2	1.0	5	0
Anthony Wright	4	-12	-3.0	-1	0
BENGALS	435	1629	3.7	22t	14
OPPONENTS	448	1863	4.2	41	15

RECEIVING	REC	YDS	AVG	LG	TD
T.J. Houshmandzadeh	90	1081	12.0	40t	9
Chad Johnson	87	1369	15.7	74t	7
Chris Henry	36	605	16.8	71	9
Kenny Watson	23	213	9.3	46	0
Rudi Johnson	23	124	5.4	18	0
Reggie Kelly	21	254	12.1	32	1
Tony Stewart	14	120	8.6	26	1
Kelley Washington	9	115	12.8	22t	1
Chris Perry	9	42	4.7	12	0
Jeremi Johnson	6	37	6.2	17	0
Tab Perry	5	81	16.2	30	0
Antonio Chatman	3	22	7.3	10	0
Glenn Holt	1	3	3.0	3	0
BENGALS	327	4066	12.4	74t	28
OPPONENTS	349	4029	11.5	75	24

INTERCEPTIONS	NO	YDS	AVG	LG	TD
Kevin Kaesviharn	6	24	4.0	22	0
Tory James	4	44	11.0	28	0
Madieu Williams	3	33	11.0	25	0
Brian Simmons	2	5	2.5	5	0
Ethan Kilmer	1	52	52.0	52t	1
Dexter Jackson	1	46	46.0	46	0
Deltha O'Neal	1	42	42.0	42	0
Landon Johnson	1	2	2.0	2	0
BENGALS	19	248	13.1	52t	1
OPPONENTS	13	180	13.8	49t	1

PUNTING	NO	YDS	AVG	NET	TB	IN-20	LG	BLK.
Kyle Larson	77	3428	44.5	38.6	11	26	67	0
BENGALS	77	3428	44.5	38.6	11	26	67	0
OPPONENTS	72	3131	43.5	37.4	10	22	65	0

PUNT RETURNS	NO	FC	YDS	AVG	LG	TD
Keiwan Ratliff	27	9	176	6.5	38	0
Antonio Chatman	8	3	53	6.6	19	0
Deltha O'Neal	1	2	10	10.0	10	0
BENGALS	36	14	239	6.6	38	0
OPPONENTS	42	9	236	5.6	43	0

KICKOFF RETURNS	NO	YDS	AVG	LG	TD
Chris Perry	21	412	19.6	36	0
Glenn Holt	17	419	24.6	38	0
Kenny Watson	10	198	19.8	34	0
Antonio Chatman	4	93	23.3	31	0
Tab Perry	4	69	17.3	34	0
Reggie Kelly	2	8	4.0	8	0
Tony Stewart	1	10	10.0	10	0
Keiwan Ratliff	0f	0	—	—	0
BENGALS	59	1209	20.5	38	0
OPPONENTS	70	1472	21.0	49	0

FIELD GOALS	1-19	20-29	30-39	40-49	50+
Shayne Graham	0-0	9-9	8-9	6-8	2-4
BENGALS	0-0	9-9	8-9	6-8	2-4
OPPONENTS	0-0	5-6	9-9	4-8	0-2

**Shayne Graham:** (37G, 42G, 36G), (44N, 37G, 37G), (—), (40G, 45G), (37G, 47G, 62N), (23G), (51G, 26G), (51G, 31G), (51N, 21G, 44G), (21G), (24G), (23G, 27G, 46N), (—), (27G, 30G, 28G), (46G), (34G, 39N).

**Opponents:** (29G, 51N), (30G), (48B, 37G, 36G), (48N, 24G), (43N), (—), (42G, 40G, 39G), (43G, 25G, 36G, 35G), (—), (24G), (48N), (29N), (51N, 33G), (30G, 44G), (24G), (35G).

PASSING	ATT	CMP	YDS	CMP%	YDS/ATT	TD	TD%	INT	INT%	LG	SKD-YDS	RAT
Carson Palmer	520	324	4035	62.3	7.76	28	5.4	13	2.5	74t	36-233	93.9
Anthony Wright	3	3	31	100.0	10.33	0	0.0	0	0.0	22	0-0	109.7
BENGALS	523	327	4066	62.5	7.77	28	5.4	13	2.5	74t	36-233	94.1
OPPONENTS	555	349	4029	62.9	7.26	24	4.3	19	3.4	75	35-211	84.9

## USUAL STARTERS

OFFENSE	DEFENSE
WR Chad Johnson	LDE Bryan Robinson
LOT Andrew Whitworth,	LDT Sam Adams
Levi Jones	RDT John Thornton
LG Eric Steinbach	RDE Justin Smith
C Eric Ghiaciuc	SLB Rashad Jeanty
RG Bobbie Williams	MLB Brian Simmons,
ROT Willie Anderson	Ahmad Brooks,
TE Reggie Kelly	Caleb Miller
WR T.J. Houshmandzadeh	WLB Landon Johnson
QB Carson Palmer	LCB Johnathan Joseph,
HB Rudi Johnson	Deltha O'Neal
FB Jeremi Johnson	RCB Tory James
	SS Dexter Jackson,
	FS Madieu Williams

DEFENSE*	ST	AT	TT	SKS-YDS	INT-YDS	PD	FF	FR-YDS
Landon Johnson	73	34	107	0.5-4	1-2	5	3	0-0
Caleb Miller	61	30	91	1-7	0-0	3	1	1-0
Madieu Williams	63	19	82	0-0	3-33	13	1	0-0
Justin Smith	49	31	80	7.5-50.5	0-0	3	1	2-0
Brian Simmons	34	27	61	0-0	2-5	5	1	1-0
Kevin Kaesviharn	46	14	60	4-23	6-24	9	1	0-0
Johnathan Joseph	45	12	57	0-0	0-0	20	0	1-0
Dexter Jackson	39	16	55	1-4	1-46	4	0	1-0
Rashad Jeanty	35	20	55	0-0	0-0	2	1	0-0
Tory James	34	9	43	0-0	4-44	14	0	0-0
John Thornton	28	15	43	2-13	0-0	3	1	1-0
Domata Peko	21	22	43	2.5-19	0-0	0	1	0-0
Bryan Robinson	29	13	42	3-14	0-0	2	1	0-0
Robert Geathers	28	14	42	10.5-62.5	0-0	0	0	0-0
Deltha O'Neal	30	7	37	0-0	1-42	10	0	1-0
Ahmad Brooks	20	9	29	1-6	0-0	2	0	0-0
Keiwan Ratliff	13	4	17	0-0	0-0	2	0	0-0
Sam Adams	10	4	14	2-8	0-0	0	0	0-0
Shaun Smith	6	4	10	0-0	0-0	1	0	0-0
Jonathan Fanene	4	0	4	0-0	0-0	0	0	0-0
Herana-Daze Jones	2	2	4	0-0	0-0	0	0	0-0
Andre Frazier	2	1	3	0-0	0-0	1	0	0-0
Ethan Kilmer	2	1	3	0-0	1-52	1	0	0-0
Marcus Wilkins	1	0	1	0-0	0-0	0	0	0-0
David Pollack	0	1	1	0-0	0-0	0	0	0-0

SPECIAL TEAMS*	ST	AT	TT	FF	FR-YDS	BP	BFG	BXP
Herana-Daze Jones	12	6	18	1	0-0	0	0	0
Ethan Kilmer	12	4	16	0	1-0	0	0	0
Tony Stewart	8	6	14	0	2-0	0	0	0
Marcus Wilkins	8	6	14	0	0-0	0	0	0
Kenny Watson	8	2	10	0	0-0	0	0	0
Andre Frazier	6	4	10	0	0-0	0	0	0
Caleb Miller	5	5	10	0	0-0	0	0	0
Madieu Williams	5	3	8	1	0-0	0	0	0
Landon Johnson	5	1	6	0	0-0	0	0	0
Rashad Jeanty	4	1	5	0	1-0	0	0	0
John Busing	3	1	4	0	0-0	0	0	0
Kevin Kaesviharn	3	1	4	0	0-0	0	0	0
Tab Perry	2	0	2	0	0-0	0	0	0
Kelley Washington	2	0	2	0	0-0	0	0	0
Ahmad Brooks	1	1	2	0	0-0	0	0	0
Glenn Holt	1	1	2	0	0-0	0	0	0
Keiwan Ratliff	1	1	2	0	0-0	0	0	0
Shayne Graham	1	0	1	0	0-0	0	0	0
Greg Brooks	0	1	1	0	0-0	0	0	0
Johnathan Joseph	0	0	0	0	0-0	0	0	1
John Thornton	0	0	0	0	0-0	0	1	0

MISCELLANEOUS DEFENSE*	ST	AT	TT	FF	FR-YDS
Carson Palmer	3	0	3	0	0-0
Eric Steinbach	2	1	3	0	0-0
Eric Ghiaciuc	2	0	2	0	0-0
Jeremi Johnson	2	0	2	0	0-0
Reggie Kelly	2	0	2	0	0-0
Willie Anderson	1	0	1	0	0-0
Stacy Andrews	1	0	1	0	0-0
Chris Henry	1	0	1	0	0-0
T.J. Houshmandzadeh	1	0	1	0	0-0
Levi Jones	1	0	1	0	0-0

\* NOTE: All defensive statistics above are press box statistics produced at the games.



# 2007 STATISTICS

RECORD: 7-9-0

HEAD COACH: MARVIN LEWIS

DATE	W-L	SCORE	OPPONENT	ATTENDANCE
9-10-07	W	27-20	BALTIMORE	66,093
9-16-07	L	45-51	at Cleveland	72,801
9-23-07	L	21-24	at Seattle	68,110
10-1-07	L	13-34	NEW ENGLAND	66,113
10-7-07			— BYE —	
10-14-07	L	20-27	at Kansas City	76,846
10-21-07	W	38-31	N.Y. JETS	65,868
10-28-07	L	13-24	PITTSBURGH	66,188
11-4-07	L	21-33	at Buffalo	70,745
11-11-07	W	21-7	at Baltimore	71,130
11-18-07	L	27-35	ARIZONA	65,403
11-25-07	W	35-6	TENNESSEE	65,489
12-2-07	L	10-24	at Pittsburgh	58,842
12-9-07	W	19-10	ST. LOUIS	65,143
12-15-07	L	13-20	at San Francisco	68,053
12-23-07	W	19-14	CLEVELAND	66,023
12-30-07	W	38-25	at Miami	70,461

TEAM STATISTICS	BENGALS	OPPONENTS
TOTAL FIRST DOWNS	320	313
Rushing	81	98
Passing	213	200
Penalty	26	15
3rd Down: Made-Att	96-208	86-201
3rd Down Pct.	46.2	42.8
4th Down: Made-Att	4-12	9-17
4th Down Pct.	33.3	52.9
POSSESSION AVG.	29:26	30:34
TOTAL NET YARDS	5568	5580
Avg. Per Game	348.8	348.8
Total Plays	1008	1011
Avg. Per Play	5.5	5.5
NET YARDS RUSHING	1556	1893
Avg. Per Game	97.3	118.3
Total Rushes	449	449
NET YARDS PASSING	4012	3687
Avg. Per Game	250.8	230.4
Sacked-Yards Lost	17-119	22-128
Gross Yards	4131	3815
Att.-Completions	575-373	540-353
Completion Pct.	64.9	65.4
Had Intercepted	20	19
PUNTS-AVG.	59-41.3	58-39.7
Net Punting Avg.	35.2	36.7
PENALTY-TIES-YARDS	90-672	88-712
FUMBLES-BALLS LOST	20-10	28-16
TOUCHDOWNS	41	44
Rushing	10	11
Passing	26	29
Returns	5	4

SCORE BY PERIODS	1	2	3	4	OT	PTS
BENGALS	78	109	90	103	0	380
OPPONENTS	64	146	68	107	0	385

SCORING	TD	TD-R	TD-P	TD-Rt	K-PAT	FG	S	PTS
Shayne Graham	0	0	0	0	37-37	31-34	0	130
T.J. Houshmandzadeh	12	0	12	0	—	—	0	72
Chad Johnson	8	0	8	0	—	—	0	48
Kenny Watson	7	7	0	0	—	—	0	42
Rudi Johnson	4	3	1	0	—	—	0	26
Chris Henry	2	0	2	0	—	—	0	12
Glenn Holt	2	0	1	1	—	—	0	12
Antonio Chatman	1	0	1	0	—	—	0	6
DeDe Dorsey	1	0	0	1	—	—	0	6
Jeremi Johnson	1	0	1	0	—	—	0	6
Landon Johnson	1	0	0	1	—	—	0	6
Johnathan Joseph	1	0	0	1	—	—	0	6
Chinedum Ndukwe	1	0	0	1	—	—	0	6
Lemar Marshall	0	0	0	0	—	—	1	2
Kyle Larson	0	0	0	0	0-1	0-0	0	0
BENGALS	41	10	26	5	37-38	31-34	1	380
OPPONENTS	44	11	29	4	42-42	25-27	0	385

**Two-point conversions:** Rudi Johnson. BENGALS 1-3, OPPONENTS 2-2.

**Fumbles-balls lost:** Carson Palmer 5-1, Glenn Holt 3-2, Rudi Johnson 3-2, Kenny Watson 3-2, T.J. Houshmandzadeh 2-1, Chad Johnson 2-1, Tab Perry 1-1, Alex Stepanovich 1-0. BENGALS 20-10, OPPONENTS 28-16.

PASSING	ATT	CMP	YDS	CMP%	YDS/ATT	TD	TD%	INT	INT%	LG	SKD-YDS	RAT
Carson Palmer	575	373	4131	64.9	7.18	26	4.5	20	3.5	70t	17-119	86.7
BENGALS	575	373	4131	64.9	7.18	26	4.5	20	3.5	70t	17-119	86.7
OPPONENTS	540	353	3815	65.4	7.06	29	5.4	19	3.5	73	22-128	89.2

RUSHING	ATT	YDS	AVG	LG	TD
Kenny Watson	178	763	4.3	24	7
Rudi Johnson	170	497	2.9	22	3
DeDe Dorsey	21	183	8.7	45	0
Chad Johnson	6	47	7.8	16	0
Jeremi Johnson	7	25	3.6	12	0
T.J. Houshmandzadeh	5	14	2.8	8	0
Carson Palmer	24	10	0.4	10	0
Tab Perry	1	9	9.0	9	0
Antonio Chatman	1	5	5.0	5	0
Glenn Holt	2	2	1.0	1	0
Skyler Green	1	1	1.0	1	0
BENGALS	416	1556	3.7	45	10
OPPONENTS	449	1893	4.2	66t	11

RECEIVING	REC	YDS	AVG	LG	TD
T.J. Houshmandzadeh	112	1143	10.2	42t	12
Chad Johnson	93	1440	15.5	70t	8
Kenny Watson	52	374	7.2	43	0
Chris Henry	21	343	16.3	52t	2
Reggie Kelly	20	211	10.6	26	0
Antonio Chatman	19	149	7.8	15	1
Glenn Holt	16	143	8.9	22	1
Rudi Johnson	13	110	8.5	33	1
Daniel Coats	12	122	10.2	25	0
Jeremi Johnson	6	32	5.3	14	1
DeDe Dorsey	4	19	4.8	17	0
Skyler Green	3	33	11.0	18	0
Tab Perry	1	7	7.0	7	0
Marcus Maxwell	1	5	5.0	5	0
BENGALS	373	4131	11.1	70t	26
OPPONENTS	353	3815	10.8	73	29

INTERCEPTIONS	NO	YDS	AVG	LG	TD
Leon Hall	5	16	3.2	12	0
Johnathan Joseph	4	76	19.0	42t	1
Chinedum Ndukwe	3	44	14.7	44	0
Madieu Williams	2	40	20.0	35	0
Dexter Jackson	2	7	3.5	7	0
Robert Geathers	1	30	30.0	30	0
Deltha O'Neal	1	7	7.0	7	0
Michael Myers	1	0	0.0	0	0
BENGALS	19	220	11.6	44	1
OPPONENTS	20	294	14.7	55t	3

PUNTING	NO	YDS	AVG	NET	TB	IN-20	LG	BLK.
Kyle Larson	59	2437	41.3	35.2	3	21	55	0
BENGALS	59	2437	41.3	35.2	3	21	55	0
OPPONENTS	58	2302	39.7	36.7	2	20	58	1

PUNT RETURNS	NO	FC	YDS	AVG	LG	TD
Antonio Chatman	18	8	93	5.2	19	0
Skyler Green	9	10	38	4.2	9	0
BENGALS	27	18	131	4.9	19	0
OPPONENTS	33	10	299	9.1	63t	1

KICKOFF RETURNS	NO	YDS	AVG	LG	TD
Glenn Holt	59f	1432	24.3	100t	1
Tab Perry	7	145	20.7	26	0
Reggie Kelly	3f	38	12.7	15	0
Antonio Chatman	2	49	24.5	34	0
DeDe Dorsey	2	20	10.0	20	0
BENGALS	73	1684	23.1	100t	1
OPPONENTS	76	1732	22.8	85	0

FIELD GOALS	1-19	20-29	30-39	40-49	50+
Shayne Graham	1-1	11-12	13-13	6-7	0-1
BENGALS	1-1	11-12	13-13	6-7	0-1
OPPONENTS	1-1	11-11	9-9	3-4	1-2

**Shayne Graham:** (53N, 23G, 40G), (20G), (43G, 24G), (40G, 48G), (33G, 36G), (20G), (31G, 20G), (—), (34G, 19G, 22G, 35G, 35G, 21G, 33G), (41G, 38G), (26N), (43N, 24G), (27G, 38G, 32G, 46G), (24G, 35G), (29G, 38G), (30G).

**Opponents:** (36G, 23G), (39G, 39G, 18G), (23G), (31G, 36G), (32G, 20G), (24G, 35G, 43G), (40G), (23G, 21G, 29G, 38G), (—), (54N), (28G, 23G), (21G), (40N, 50G), (29G, 38G), (—), (49G).

## USUAL STARTERS

OFFENSE	DEFENSE
WR Chad Johnson	LDE Robert Geathers
LOT Levi Jones	LDT Domata Peko
LG Andrew Whitworth	RDT John Thornton
C Eric Ghiaciuc	RDE Justin Smith
RG Bobbie Williams	SLB Rashad Jeanty
ROT Stacy Andrews,	MLB Landon Johnson,
Willie Anderson	Anthony Schlegel
TE Reggie Kelly	WLB Dhani Jones,
WR T.J. Houshmandzadeh	Landon Johnson
QB Carson Palmer	LCB Deltha O'Neal,
HB Rudi Johnson,	Johnathan Joseph
Kenny Watson	Leon Hall,
FB Jeremi Johnson	Johnathan Joseph
	SS Dexter Jackson,
	FS Madieu Williams

DEFENSE*	ST	AT	TT	SKS-YDS	INT-YDS	PD	FF	FR-YDS
Landon Johnson	66	38	104	1-8	0-0	4	0	2-34
Dhani Jones	56	30	86	1-2	0-0	3	2	0-0
Justin Smith	49	29	78	2-6	0-0	3	0	0-0
Dexter Jackson	43	28	71	0.5-3.5	2-7	3	1	2-19
Madieu Williams	57	13	70	2-4	2-40	7	1	1-2
Leon Hall	48	13	61	0-0	5-16	12	1	0-0
Johnathan Joseph	45	13	58	0-0	4-76	15	0	0-0
Deltha O'Neal	48	4	52	0-0	1-7	9	1	1-0
Domata Peko	36	16	52	1.5-3.5	0-0	1	0	1-0
Robert Geathers	25	22	47	3.5-26	1-30	3	1	1-0
Chinedum Ndukwe	27	8	35	2-15	3-44	6	1	1-54
Michael Myers	20	13	33	1-4	1-0	2	0	0-0
John Thornton	24	8	32	1-6	0-0	1	0	1-0
Rashad Jeanty	21	10	31	0-0	0-0	1	1	2-0
Anthony Schlegel	16	13	29	0-0	0-0	0	0	0-0
Bryan Robinson	13	7	20	1.5-11	0-0	2	1	0-0
Marvin White	10	3	13	0-0	0-0	4	0	0-0
Caleb Miller	7	1	8	0-0	0-0	3	0	0-0
Frostee Rucker	7	1	8	0-0	0-0	0	1	1-0
Lemar Marshall	5	2	7	1-6	0-0	1	1	0-0
Blue Adams	6	0	6	1-7	0-0	0	0	0-0
Ahmad Brooks	5	1	6	1-7	0-0	0	1	0-0
Jonathan Fanene	4	1	5	1-8	0-0	1	0	1-0
John Busing	3	1	4	0-0	0-0	0	0	0-0
Herana-Daze Jones	3	1	4	0-0	0-0	0	0	0-0
Corey Mays	0	3	3	0-0	0-0	1	0	0-0
David Jones	1	0	1	0-0	0-0	0	0	0-0
Keiwan Ratliff	1	0	1	0-0	0-0	0	0	0-0
(team)	—	—	—	1-11	—	—	—	—

SPECIAL TEAMS*	ST	AT	TT	FF	FR-YDS	BP	BFG	BXP
Herana-Daze Jones .....	13	2	15	0	0-0	0	0	0
Corey Mays .....	5	6	11	0	0-0	0	0	0
John Busing .....	7	3	10	0	0-0	0	0	0
Leon Hall .....	8	1	9	0	0-0	0	0	0
Blue Adams .....	7	2	9	0	0-0	0	0	0
Chinedum Ndukwe .....	7	2	9	2	0-0	0	0	0
Rashad Jeanty .....	5	2	7	1	0-0	0	0	0
Marvin White .....	5	2	7	0	1-0	0	0	0
Daniel Coats .....	6	0	6	0	0-0	0	0	0
Roy Manning .....	4	2	6	0	0-0	0	0	0
Landon Johnson .....	5	0	5	0	0-0	0	0	0
Johnathan Joseph .....	4	0	4	0	0-0	0	0	0
Caleb Miller .....	4	0	4	0	0-0	0	0	0
Madieu Williams .....	1	3	4	0	0-0	0	0	0
Clifton Dawson .....	3	0	3	0	0-0	0	0	0
Dhani Jones .....	2	1	3	0	0-0	0	0	0
Anthony Schlegel .....	1	2	3	0	0-0	0	0	0
Jim Maxwell .....	0	3	3	0	0-0	0	0	0
Marcus Maxwell .....	2	0	2	0	0-0	0	0	0
Glenn Holt .....	0	2	2	0	0-0	0	0	0
DeDe Dorsey .....	1	0	1	0	0-0	1	0	0
Dexter Jackson .....	1	0	1	0	0-0	0	0	0
David Jones .....	1	0	1	0	0-0	0	0	0
Lemar Marshall .....	1	0	1	0	0-0	0	0	0
Andre Frazier .....	0	1	1	0	0-0	0	0	0
Kyle Larson .....	0	1	1	0	0-0	0	0	0
Tab Perry .....	0	1	1	0	0-0	0	0	0



**RECORD: 4-11-1**

**HEAD COACH:** MARVIN LEWIS

DATE	W-L	SCORE	OPPONENT	ATTENDANCE
9-7-08	L	10-17	at Baltimore	70,978
9-14-08	L	7-24	TENNESSEE	64,540
9-21-08	L	23-26 (OT)	at N.Y. Giants	79,276
9-28-08	L	12-20	CLEVELAND	65,541
10-5-08	L	22-31	at Dallas	62,655
10-12-08	L	14-26	at N.Y. Jets	78,161
10-19-08	L	10-38	PITTSBURGH	65,860
10-26-08	L	6-35	at Houston	70,112
11-2-08	W	21-19	JACKSONVILLE	64,238
11-9-08			— BYE —	
11-16-08	T	13-13 (OT)	PHILADELPHIA	59,833
11-20-08	L	10-27	at Pittsburgh	64,554
11-30-08	L	3-34	BALTIMORE	63,871
12-7-08	L	3-35	at Indianapolis	66,402
12-14-08	W	20-13	WASHINGTON	63,996
12-21-08	W	14-0	at Cleveland	72,361
12-28-08	W	16-6	KANSAS CITY	63,984

TEAM STATISTICS	BENGALS	OPPONENTS
-----------------	---------	-----------

TOTAL FIRST DOWNS .....	245	296
Rushing .....	80	106
Passing .....	145	169
Penalty .....	20	21
3rd Down: Made-Att .....	82-236	93-218
3rd Down Pct .....	34.7	42.7
4th Down: Made-Att .....	7-14	5-11
4th Down Pct .....	50.0	45.5
POSSESSION AVG. ....	28:40	31:20
TOTAL NET YARDS .....	3926	5208
Avg. Per Game .....	245.4	325.5
Total Plays .....	984	1013
Avg. Per Play .....	4.0	5.1
NET YARDS RUSHING .....	1520	1921
Avg. Per Game .....	95.0	120.1
Total Rushes .....	420	490
NET YARDS PASSING .....	2406	3287
Avg. Per Game .....	150.4	205.4
Sacked-Yards Lost .....	51-271	17-122
Gross Yards .....	2677	3409
Att.-Completions .....	513-303	506-315
Completion Pct .....	59.1	62.3
Had Intercepted .....	15	12
PUNTS-AVG. ....	101-39.1	79-43.6
Net Punting Avg. ....	34.1	37.6
PENALTY-TIES-YARDS .....	75-591	102-772
FUMBLES-BALLS LOST .....	27-11	20-12
TOUCHDOWNS .....	20	43
Rushing .....	6	15
Passing .....	11	23
Returns .....	3	5

SCORE BY PERIODS	1	2	3	4	OT	PTS
------------------	---	---	---	---	----	-----

BENGALS.....	51	92	20	41	0	204
OPPONENTS .....	54	94	82	131	3	364

SCORING	TD	TD-R	TD-P	TD-Rt	K-PAT	FG	S	PTS
---------	----	------	------	-------	-------	----	---	-----

Shayne Graham.....	0	0	0	0	15-15	21-24	0	78
T.J. Houshmandzadeh..	4	0	4	0	—	—	0	24
Chad Johnson.....	4	0	4	0	—	—	0	24
Cedric Benson.....	2	2	0	0	—	—	0	12
Ryan Fitzpatrick.....	2	2	0	0	—	—	0	12
Chris Henry.....	2	0	2	0	—	—	0	12
Chris Perry.....	2	2	0	0	—	—	0	12
Leon Hall.....	1	0	0	1	—	—	0	6
Glenn Holt.....	1	0	1	0	—	—	0	6
Johnathan Joseph.....	1	0	0	1	—	—	0	6
Chinedum Ndukwe.....	1	0	0	1	—	—	0	6
Dave Rayner.....	0	0	0	0	3-3	1-1	0	6
BENGALS.....	20	6	11	3	18-18	22-25	0	204
OPPONENTS.....	43	15	23	5	40-40	22-23	0	364

**Two-point conversions:** None. BENGALS 0-2, OPPONENTS 0-3.

**Fumbles-lost:** Ryan Fitzpatrick 11-5, Chris Perry 5-3, Eric Ghiaciuc 4-0, Cedric Benson 2-1, Carson Palmer 2-0, Antonio Chatman 1-1, Glenn Holt 1-1, Ben Utecht 1-0. BENGALS 27-11, OPPONENTS 20-12.

RUSHING	ATT	YDS	AVG	LG	TD
---------	-----	-----	-----	----	----

Cedric Benson.....	214	747	3.5	46	2
Ryan Fitzpatrick.....	60	304	5.1	22	2
Chris Perry.....	104	269	2.6	25t	2
Kenny Watson.....	13	55	4.2	7	0
Andre Caldwell.....	5	53	10.6	26	0
Carson Palmer.....	6	38	6.3	15	0
James Johnson.....	9	29	3.2	12	0
T.J. Houshmandzadeh.....	1	9	9.0	9	0
DeDe Dorsey.....	5	8	1.6	7	0
Antonio Chatman.....	2	4	2.0	2	0
Jordan Palmer.....	1	4	4.0	4	0
BENGALS.....	420	1520	3.6	46	6
OPPONENTS.....	490	1921	3.9	51	15

RECEIVING	REC	YDS	AVG	LG	TD
-----------	-----	-----	-----	----	----

T.J. Houshmandzadeh.....	92	904	9.8	46	4
Chad Johnson .....	53	540	10.2	26	4
Reggie Kelly .....	31	207	6.7	31	0
Antonio Chatman.....	21	194	9.2	25	0
Cedric Benson .....	20	185	9.3	79	0
Chris Perry.....	20	71	3.6	12	0
Chris Henry.....	19	220	11.6	22	2
Ben Utech.....	16	123	7.7	14	0
Andre Caldwell.....	11	78	7.1	15	0
James Johnson .....	6	47	7.8	16	0
Glenn Holt .....	3	26	8.7	10t	1
Kenny Watson .....	3	4	1.3	3	0
DeDe Dorsey .....	2	49	24.5	36	0
Daniel Coats .....	2	19	9.5	11	0
Nate Lawrie .....	2	11	5.5	7	0
Jerome Simpson.....	1	2	2.0	2	0
Ryan Fitzpatrick.....	1	-3	-3.0	-3	0
BENGALS .....	303	2677	8.8	79	11
OPPONENTS .....	315	3409	10.8	70t	23

INTERCEPTIONS	NO	YDS	AVG	LG	TD
---------------	----	-----	-----	----	----

Leon Hall .....	3	87	29.0	50t	1
Brandon Johnson .....	2	35	17.5	35	0
Keith Rivers .....	1	39	39.0	39	0
Chris Crocker .....	1	22	22.0	22	0
Johnathan Joseph .....	1	22	22.0	22	0
Dhani Jones .....	1	13	13.0	13	0
Chinedum Ndukwe .....	1	12	12.0	12	0
Corey Lynch .....	1	6	6.0	6	0
Marvin White .....	1	0	0.0	0	0
BENGALS .....	12	236	19.7	50t	1
OPPONENTS .....	15	279	18.6	85t	2

PUNTING	NO	YDS	AVG	NET	TB	IN-20	LG	BLK.
---------	----	-----	-----	-----	----	-------	----	------

Kyle Larson.....	100	3945	39.5	34.1	3	28	57	1
BENGALS.....	101	3945	39.1	34.1	3	28	57	1
OPPONENTS.....	79	3443	43.6	37.6	11	22	70	0

PUNT RETURNS	NO	FC	YDS	AVG	LG	TD
--------------	----	----	-----	-----	----	----

OPPONENT	W	L	PTS	PTS	PTS	PTS
Ontario Chatman.....	21	5	158	7.5	34	0
T.J. Houshmandzadeh.....	8	2	79	9.9	15	0
Leon Hall.....	3	0	16	5.3	12	0
BENGALS.....	32	7	253	7.9	34	0
OPPONENTS.....	48	22	436	9.1	73	1

KICKOFF RETURNS	NO	YDS	AVG	LG	TD
-----------------	----	-----	-----	----	----

Player	Re	As	TS	TS	TS
Glenn Holt	46	1180	24.1	60	0
Andre Caldwell	13	338	26.0	43	0
Kenny Watson	4	63	15.8	24	0
Daniel Coats	1	18	18.0	18	0
Leon Hall	1	1	1.0	1	0
James Johnson	1	13	13.0	13	0
Jerome Simpson	1	8	8.0	8	0
Daniel Coats	0f	0	—	0	0
BENGALS	67	1551	23.1	60	0
OPPONENTS	47	1059	22.5	87	0

FIELD GOALS	1-19	20-29	30-39	40-49	50+
-------------	------	-------	-------	-------	-----

Shayne Graham .....	1-1	5-5	6-7	9-11	0-0
Dave Rayner .....	0-0	1-1	0-0	0-0	0-0
BENGALS .....	1-1	6-6	6-7	9-11	0-0
OPPONENTS .....	0-0	12-12	6-6	3-4	1-1

**Shayne Graham:** (43G), (37N), (22G, 30G, 21G), (42G, 45G), (41G, 31G, 40G), (—), (—), (43G, 32G), (—), (20G, 41G, 47N), (26G), (21G), (19G), (32G, 45G), (48N), (38G, 30G, 43G). Rayner: (—), (—), (—), (—), (—), (—), (26G), (—), (—), (—), (—), (—), (—), (—), (—), (—).

**Opponents:** (47N, 21G), (34G), (24G, 46G, 26G, 22G), (25G, 29G), (30G), (38G, 43G), (21G), (—), (52G, 26G), (42G, 27G), (37G, 38G), (27G, 21G), (—), (23G, 36G), (—), (—).

PASSING	ATT	CMP	YDS	CMP%	YDS/ATT	TD	TD%	INT	INT%	LG	SKD-YDS	RAT
---------	-----	-----	-----	------	---------	----	-----	-----	------	----	---------	-----

Ryan Fitzpatrick .....	372	221	1905	59.4	5.12	8	2.2	9	2.4	79	38-193	70.0
Carson Palmer .....	129	75	731	58.1	5.67	3	2.3	4	3.1	36	11-67	69.0
Jordan Palmer .....	12	7	41	58.3	3.42	0	0.0	2	16.7	13	2-11	25.3
BENGALS .....	513	303	2677	59.1	5.22	11	2.1	15	2.9	79	51-271	68.0
OPPONENTS .....	506	315	3409	62.3	6.74	23	4.5	12	2.4	70	17-122	87.3

## USUAL STARTERS

OFFENSE		DEFENSE	
WR	Chad Johnson	LDE	Robert Geathers
LOT	Levi Jones,	LDT	Domata Peko
	Anthony Collins	RDT	John Thornton,
LG	Andrew Whitworth,		Pat Sims
	Nate Livings	RDE	Antwan Odum
C	Eric Ghiaciuc	SLB	Rashad Jeanty
RG	Bobbie Williams	MLB	Dhani Jones
ROT	Stacy Andrews	WLB	Brandon Johnson,
TE	Reggie Kelly		Keith Rivers
WR	T.J. Houshmandzadeh	LCB	Johnathan Joseph,
QB	Ryan Fitzpatrick		David Jones
HB	Cedric Benson,	RCB	Leon Hall
	Chris Perry	SS	Chinedum Ndukwe
FB	(no player started more than 4 games)	FS	Marvin White,
			Chris Crocker

DEFENSE*	ST	AT	TT	SKS-YDS	INT-YDS	PD	FF	FR-YDS
----------	----	----	----	---------	---------	----	----	--------

Dhani Jones	73	41	114	0-0	1-13	8	1	1-0
Rashad Jeanty	54	32	86	0-0	0-0	2	2	0-0
Brandon Johnson	42	35	77	1.5-4.5	2-35	4	0	0-0
Leon Hall	57	14	71	0-0	3-87	24	0	1-0
Marvin White	52	15	67	0-0	1-0	4	0	0-0
Domata Peko	29	67	0.5-0.5	0-0	2	0	0	0-0
Chinedum Ndukwe	42	21	63	3-25	1-12	4	0	1-15
Johnathan Joseph	31	41	0	0-0	1-22	13	1	1-65
David Jones	33	5	38	0-0	0-0	6	0	1-12
Robert Geathers	22	16	38	2.5-19.5	0-0	1	1	1-0
Keith Rivers	24	12	36	0-0	1-39	1	1	0-0
Pat Sims	22	13	35	1-2	0-0	0	0	0-0
Chris Crocker	25	9	34	1.5-10.5	1-22	2	1	0-0
Jonathan Fanene	21	10	31	0-0	0-0	0	0	0-0
John Thornton	24	6	30	3-25	0	2	0	0-0
Antwan Odom	19	7	26	3-28	0-0	2	2	0-0
Frstee Rucker	15	8	23	1-7	0-0	1	2	1-6
Dexter Jackson	14	7	21	0-0	0-0	1	0	0-0
Jamar Fletcher	13	2	15	0-0	0-0	3	0	1-0
Kyries Hebert	8	7	15	0-0	0-0	0	0	1-0
Orlen Harris	4	10	14	0-0	0-0	0	0	0-0
Darryl Blackstock	7	6	13	0-0	0-0	0	0	0-0
Simeon Castille	5	2	7	0-0	0-0	1	0	0-0
Corey Mays	3	2	5	0-0	0-0	0	1	1-0
Jason Shirley	2	2	4	0-0	0-0	0	0	0-0
Corey Lynch	3	0	3	0-0	1-6	1	0	0-0
Mike Doss	1	1	2	0-0	0-0	1	0	0-0
Eric Henderson	1	1	2	0-0	0-0	0	0	0-0
John Busina	1	0	1	0-0	0-0	0	0	0-0

#### SPECIAL TEAMS\* ST AT TT FF FR-YDS BP BFG BXP

Kyries Hebert.....	14	7	21	0	0-0	0	0	0
Rashad Jeanty.....	9	4	13	0	1-0	0	0	0
Corey Mays.....	8	3	11	0	0-0	0	0	0
Brad St. Louis.....	6	2	8	0	0-0	0	0	0
Darryl Blackstock.....	3	4	7	0	0-0	0	0	0
Brandon Johnson.....	4	2	6	0	0-0	0	0	0
Corey Lynch.....	2	4	6	0	0-0	0	0	0
John Busing.....	3	2	5	0	0-0	0	0	0
David Jones.....	3	2	5	0	0-0	0	0	0
Leon Hall.....	4	0	4	0	0-0	0	0	0
Herana-Daze Jones.....	4	0	4	0	0-0	0	0	0
Abdul Hodge.....	1	2	3	0	0-0	0	0	0
Jim Maxwell.....	1	2	3	0	0-0	0	0	0
Kenny Watson.....	0	3	3	0	0-0	0	0	0
Glenn Holt.....	2	0	2	0	0-0	0	0	0
Dhani Jones.....	2	0	2	0	0-0	0	0	0
Kyle Larson.....	2	0	2	0	0-0	0	0	0
Geoffrey Pope.....	2	0	2	0	0-0	0	0	0
Shayne Graham.....	1	1	2	0	0-0	0	0	0
Andre Caldwell.....	1	0	1	0	0-0	0	0	0
Jamar Fletcher.....	1	0	1	0	0-0	0	0	0
Josh Mallard.....	1	0	1	0	0-0	0	0	0
Chinedum Ndukwe.....	1	0	1	0	0-0	0	0	0
Marvin White.....	1	0	1	0	0-0	0	0	0
Daniel Coats.....	0	1	1	0	0-0	0	0	0
Chris Harrington.....	0	1	1	0	0-0	0	0	0
Nate Lawrie.....	0	1	1	0	0-0	0	0	0
Keith Rivers.....	0	1	1	0	0-0	0	0	0

## MISCELLANEOUS DEFENSE\* ST AT TT FF FR-YDS

Eric Ghiaciuc .....	3	0	3	0	0-0
T.J. Houshmandzadeh .....	3	0	3	0	0-0
Andrew Whitworth .....	3	0	3	0	0-0
Ben Utech .....	2	0	2	0	0-0
Cedric Benson .....	1	0	1	0	0-0
Daniel Coats .....	1	0	1	0	0-0
Ryan Fitzpatrick .....	1	0	1	0	0-0
Chris Henry .....	1	0	1	0	0-0
James Johnson .....	1	0	1	0	0-0
Levi Jones .....	1	0	1	0	0-0
Reggie Kelly .....	1	0	1	0	0-0
Carson Palmer .....	1	0	1	0	0-0
Chris Perry .....	1	0	1	0	0-0
Bobbie Williams .....	1	0	1	0	0-0
Chad Johnson .....	0	0	0	0	1-0

\* NOTE: All defensive statistics above are press box statistics produced at the games.

# 2009 STATISTICS

RECORD: 10-6-0

## HEAD COACH: MARVIN LEWIS

(BENGALS WON AFC NORTH DIVISION; SEE POSTSEASON PORTION OF TEAM HISTORY SECTION FOR POSTSEASON STATS)

DATE	W-L	SCORE	OPPONENT	ATTENDANCE
9-13-09	L	7-12	DENVER	62,831
9-20-09	W	31-24	at Green Bay	70,678
9-27-09	W	23-20	PITTSBURGH	64,538
10-4-09	W	23-20 (OT)	at Cleveland	69,844
10-11-09	W	17-14	at Baltimore	71,161
10-18-09	L	17-28	HOUSTON	64,019
10-25-09	W	45-10	CHICAGO	64,900
11-1-09			— BYE —	
11-8-09	W	17-7	BALTIMORE	64,313
11-15-09	W	18-12	at Pittsburgh	65,392
11-22-09	L	17-20	at Oakland	34,112
11-29-09	W	16-7	CLEVELAND	64,553
12-6-09	W	23-13	DETROIT	62,545
12-13-09	L	10-30	at Minnesota	63,854
12-20-09	L	24-27	at San Diego	68,889
12-27-09	W	17-10	KANSAS CITY	64,333
1-3-10	L	0-37	at N.Y. Jets	79,106

TEAM STATISTICS	BENGALS	OPPONENTS
TOTAL FIRST DOWNS	295	276
Rushing	109	95
Passing	159	165
Penalty	27	16
3rd Down: Made-Att	93-229	81-210
3rd Down Pct.	40.6	38.6
4th Down: Made-Att	10-14	7-15
4th Down Pct.	71.4	46.7
POSSESSION AVG.	31:59	28:01
TOTAL NET YARDS	4946	4822
Avg. Per Game	309.1	301.4
Total Plays	1011	980
Avg. Per Play	4.9	4.9
NET YARDS RUSHING	2056	1573
Avg. Per Game	128.5	98.3
Total Rushes	505	399
NET YARDS PASSING	2890	3249
Avg. Per Game	180.6	203.1
Sacked-Yards Lost	29-244	34-237
Gross Yards	3134	3486
Att.-Completions	477-286	547-318
Completion Pct.	60.0	58.1
Had Intercepted	13	19
PUNTS-AVG.	86-43.2	83-43.9
Net Punting Avg.	36.3	35.3
PENALTIES-YARDS	114-863	99-767
FUMBLES-BALLS LOST	24-12	17-6
TOUCHDOWNS	34	32
Rushing	9	12
Passing	21	18
Returns	4	2

SCORE BY PERIODS	1	2	3	4	OT	PTS
BENGALS	61	118	49	74	3	305
OPPONENTS	55	96	61	79	0	291

SCORING	TD	TD-R	TD-P	TD-Rt	K-PAT	FG	S	PTS
Shayne Graham	0	0	0	0	28-29	23-28	0	97
Chad Johnson	9	0	9	0	—	—	0	54
Cedric Benson	6	6	0	0	—	—	0	36
Laveranues Coles	5	0	5	0	—	—	0	30
Carson Palmer	3	3	0	0	—	—	0	20
Andre Caldwell	3	0	3	0	—	—	0	18
J.P. Foschi	2	0	2	0	—	—	0	12
Chris Henry	2	0	2	0	—	—	0	12
Jonathan Fanene	1	0	0	1	—	—	0	6
Robert Geathers	1	0	0	1	—	—	0	6
Johnathan Joseph	1	0	0	1	—	—	0	6
Bernard Scott	1	0	0	1	—	—	0	6
Brian Leonard	0	0	0	0	—	—	0	2
BENGALS	34	9	21	4	28-29	23-28	0	305
OPPONENTS	32	12	18	2	30-30	23-29	0	291

**Two-point conversions:** Brian Leonard, Carson Palmer.  
BENGALS 2-5, OPPONENTS 0-2.

**Fumbles-lost:** Carson Palmer 6-2, Andre Caldwell 4-2, Chad Johnson 2-2, J.T. O'Sullivan 2-2, Daniel Coats 2-1, Quan Cosby 2-0, J.P. Foschi 1-1, Jeremi Johnson 1-1, Brian Leonard 1-1, Cedric Benson 1-0, Kevin Huber 1-0, Bernard Scott 1-0. BENGALS 24-12, OPPONENTS 17-6.

PASSING	ATT	CMP	YDS	CMP%	YDS/ATT	TD	TD%	INT	INT%	LG	SKD-YDS	RAT
Carson Palmer	466	282	3094	60.5	6.64	21	4.5	13	2.8	73	26-213	83.6
J.T. O'Sullivan	11	4	40	36.4	3.64	0	0.0	0	0.0	16	3-31	47.5
BENGALS	477	286	3134	60.0	6.57	21	4.4	13	2.7	73	29-244	82.7
OPPONENTS	547	318	3486	58.1	6.37	18	3.3	19	3.5	87t	34-237	73.6

RUSHING	ATT	YDS	AVG	LG	TD
Cedric Benson	301	1251	4.2	42	6
Bernard Scott	74	321	4.3	61	0
Larry Johnson	46	204	4.4	27	0
Carson Palmer	39	93	2.4	15	3
Brian Leonard	27	84	3.1	11	0
Chad Johnson	3	32	10.7	26	0
Andre Caldwell	3	22	7.3	15	0
Chris Crocker	1	21	21.0	21	0
J.T. O'Sullivan	3	12	4.0	6	0
Laveranues Coles	2	10	5.0	8	0
Jeremi Johnson	4	8	2.0	4	0
Kevin Huber	1	0	0.0	0	0
Quan Cosby	1	-2	-2.0	-2	0
BENGALS	505	2056	4.1	61	9
OPPONENTS	399	1573	3.9	57	12

RECEIVING	REC	YDS	AVG	LG	TD
Chad Johnson	72	1047	14.5	50	9
Andre Caldwell	51	432	8.5	24	3
Laveranues Coles	43	514	12.0	40	5
Brian Leonard	30	217	7.2	18	0
J.P. Foschi	27	260	9.6	27	2
Cedric Benson	17	111	6.5	19	0
Daniel Coats	16	150	9.4	23	0
Chris Henry	12	236	19.7	73	2
Jeremi Johnson	6	41	6.8	9	0
Bernard Scott	5	67	13.4	23	0
Quan Cosby	4	55	13.8	23	0
Larry Johnson	3	4	1.3	6	0
BENGALS	286	3134	11.0	73	21
OPPONENTS	318	3486	11.0	87t	18

INTERCEPTIONS	NO	YDS	AVG	LG	TD
Johnathan Joseph	6	92	15.3	32	1
Leon Hall	6	47	7.8	26	0
Chris Crocker	2	38	19.0	20	0
Jonathan Fanene	1	45	45.0	45t	1
Frostee Rucker	1	26	26.0	26	0
Chinedum Ndukwe	1	9	9.0	9	0
Tom Nelson	1	2	2.0	2	0
Keith Rivers	1	0	0.0	0	0
BENGALS	19	259	13.6	45t	2
OPPONENTS	13	184	14.2	52t	2

PUNTING	NO	YDS	AVG	NET	TB	IN-20	LG	BLK.
Kevin Huber	86	3713	43.2	36.3	10	24	61	0
BENGALS	86	3713	43.2	36.3	10	24	61	0
OPPONENTS	83	3641	43.9	35.3	12	25	66	0

PUNT RETURNS	NO	FC	YDS	AVG	LG	TD
Quan Cosby	40	19	474	11.9	60	0
BENGALS	40	19	474	11.9	60	0
OPPONENTS	39	15	393	10.1	50	0

KICKOFF RETURNS	NO	YDS	AVG	LG	TD
Andre Caldwell	29	539	18.6	39	0
Bernard Scott	16	504	31.5	96t	1
Quan Cosby	13	239	18.4	31	0
Brian Leonard	2	38	19.0	24	0
Laveranues Coles	1	14	14.0	14	0
Leon Hall	1	22	22.0	22	0
Daniel Coats	0f	0	—	—	0
BENGALS	62	1356	21.9	96t	1
OPPONENTS	58	1289	22.2	58	0

FIELD GOALS	1-19	20-29	30-39	40-49	50+
Shayne Graham	0-0	10-11	8-10	3-3	2-4
BENGALS	0-0	10-11	8-10	3-3	2-4
OPPONENTS	1-1	6-7	8-9	5-5	3-7

**Shayne Graham:** (—), (40G), (34G, 52N), (23B, 31G), (32B, 32G), (50G), (29G), (23G), (51N, 23G, 32G, 32G, 43G), (37N, 25G), (37G, 53G, 28G), (44G, 39G, 23G), (22G), (26G, 25G, 34G), (29G), (—).  
**Opponents:** (48G, 50G), (55N, 45G), (19G, 24G, 52N), (26G, 31G), (—), (28B), (22G), (38N), (28G, 33G, 35G, 34G), (57N, 52G, 33G), (—), (55N), (41G, 23G, 44G), (33G, 52G), (30G), (20G, 39G, 40G).

## USUAL STARTERS

OFFENSE	DEFENSE
WR Chad Johnson	LDE Robert Geathers
LOT Andrew Whitworth	LDT Domata Peko
LG Nate Livings,	RDT Tank Johnson
Evan Mathis	RDE Jonathan Fanene,
C Kyle Cook	Antwan Odom
RG Bobbie Williams	SLB Rey Mauluga
ROT Dennis Roland,	MLB Dhani Jones
Anthony Collins	WLB Keith Rivers
TE Daniel Coats,	LCB Johnathan Joseph
J.P. Foschi	RCB Leon Hall
WR Laveranues Coles	SS Chinedum Ndukwe
QB Carson Palmer	FS Chris Crocker
HB Cedric Benson	
FB Jeremi Johnson	

DEFENSE*	ST	AT	TT	SKS-YDS	INT-YDS	PD	FF	FR-YDS
Dhani Jones	77	36	113	3.5-26	0-0	4	1	2-0
Chinedum Ndukwe	60	25	85	2-18.5	1-9	5	0	0-0
Keith Rivers	45	26	71	1-8	1-0	2	0	0-0
Johnathan Joseph	58	11	69	0-0	6-92	20	1	0-0
Leon Hall	52	13	65	0-0	6-47	24	2	0-0
Rey Mauluga	35	24	59	1-8	0-0	2	2	0-0
Chris Crocker	39	10	49	0-0	2-38	9	1	0-0
Brandon Johnson	31	16	47	1.5-11.5	0-0	4	0	1-0
Robert Geathers	21	15	36	3.5-28.5	0-0	3	1	2-113
Jonathan Fanene	18	18	36	6-33	1-45	2	0	0-0
Pat Sims	19	15	34	0.5-2.5	0-0	0	0	1-0
Tank Johnson	16	13	29	2-7	0-0	1	0	0-0
Roy Williams	17	9	26	0-0	0-0	2	0	0-0
Domata Peko	12	11	23	0-0	0-0	1	0	0-0
Tom Nelson	18	4	22	0-0	1-2	2	0	0-0
Morgan Trent	18	4	22	1-7	0-0	4	0	0-0
Antwan Odom	18	1	19	8-51	0-0	2	0	0-0
Frostee Rucker	7	6	13	1-10	1-26	2	0	0-0
Michael Johnson	7	5	12	3-26	0-0	5	0	0-0
Rashad Jeanty	8	1	9	0-0	0-0	0	0	0-0
Kyries Hebert	7	2	9	0-0	0-0	0	0	0-0
Shaun Smith	3	5	8	0-0	0-0	0	0	0-0
Orien Harris	5	2	7	0-0	0-0	0	0	0-0
David Jones	3	2	5	0-0	0-0	1	0	0-0
Abdul Hodge	2	3	5	0-0	0-0	0	0	0-0
Rico Murray	1	0	1	0-0	0-0	0	0	0-0
Geoffrey Pope	0	0	0	0-0	0-0	1	0	0-0

SPECIAL TEAMS*	ST	AT	TT	FF	FR-YDS	BP	BFG	BXP
Abdul Hodge	10	1	11	1	0-0	0	0	0
Brandon Johnson	9	2	11	0	0-0	0	0	0
Kyries Hebert	7	4	11	0	0-0	0	0	0
Rashad Jeanty	5	5	10	0	0-0	0	0	0
Brian Leonard	7	1	8	0	0-0	0	0	0
Dan Skuta	6	2	8	0	0-0	0	0	0
Leon Hall	6	0	6	0	0-0	0	0	0
David Jones	4	2	6	0	0-0	0	0	0
Maurice Purify	4	2	6	0	0-0	0	0	0
Morgan Trent	4	2	6	0	0-0	0	0	0
Michael Johnson	4	1	5	0	0-0	0	0	0
Rey Mauluga	4	0	4	1	0-0	0	0	0
Chinedum Ndukwe	3	1	4	0	0-0	0	0	0
Quan Cosby	2	1	3	0	0-0	0	0	0
Tom Nelson	2	1	3	0	0-0	0	0	0
Shayne Graham	2	0	2	0	0-0	0	0	0
Kevin Huber	2	0	2	0	0-0	0	0	0
Bernard Scott	2	0	2	0	0-0	0	0	0
Roy Williams	2	0	2	0	0-0	0	0	0
Chris Crocker	1	1	2	0	0-0	0	0	0
Clark Harris	1	0	1	0	0-0	0	0	0
Johnathan Joseph	1	0	1	0	0-0	0	0	0
Keith Rivers	1	0	1	0	0-0	0	0	0
Brad St. Louis	1	0	1	0	0-0	0	0	0
Antwan Odom	0	0	0	0	0-0	0	1	0

# 2010 STATISTICS

RECORD: 4-12-0

HEAD COACH: MARVIN LEWIS

DATE	W-L	SCORE	OPPONENT	ATTENDANCE
9-12-10	L	24-38	at New England	68,756
9-19-10	W	15-10	BALTIMORE	64,071
9-26-10	W	20-7	at Carolina	72,887
10-3-10	L	20-23	at Cleveland	66,731
10-10-10	L	21-24	TAMPA BAY	63,888
10-17-10			— BYE —	
10-24-10	L	32-39	at Atlanta	67,665
10-31-10	L	14-22	MIAMI	63,179
11-8-10	L	21-27	PITTSBURGH	65,626
11-14-10	L	17-23	at Indianapolis	67,404
11-21-10	L	31-49	BUFFALO	55,654
11-25-10	L	10-26	at N.Y. Jets	78,903
12-5-10	L	30-34	NEW ORLEANS	59,963
12-12-10	L	7-23	at Pittsburgh	57,501
12-19-10	W	19-17	CLEVELAND	56,342
12-26-10	W	34-20	SAN DIEGO	54,194
1-2-11	L	7-13	at Baltimore	71,088

TEAM STATISTICS	BENGALS	OPPONENTS
TOTAL FIRST DOWNS	317	290
Rushing	85	97
Passing	206	170
Penalty	26	23
3rd Down: Made-Att	87-224	75-198
3rd Down Pct.	38.8	37.9
4th Down: Made-Att	13-19	2-7
4th Down Pct.	68.4	28.6
POSSESSION AVG.	31:14	28:46
TOTAL NET YARDS	5289	5312
Avg. Per Game	330.6	332.0
Total Plays	1046	957
Avg. Per Play	5.1	5.6
NET YARDS RUSHING	1522	1843
Avg. Per Game	95.1	115.2
Total Rushes	428	416
NET YARDS PASSING	3767	3469
Avg. Per Game	235.4	216.8
Sacked-Yards Lost	28-221	27-179
Gross Yards	3988	3648
Att.-Completions	590-365	514-326
Completion Pct.	61.9	63.4
Had Intercepted	20	16
PUNTS-AVG.	72-41.6	76-41.3
Net Punting Avg.	38.2	36.6
PENALTY-TIES-YARDS	90-725	95-776
FUMBLES-BALLS LOST	21-14	20-10
TOUCHDOWNS	36	44
Rushing	8	15
Passing	26	21
Returns	2	8

SCORE BY PERIODS	1	2	3	4	OT	PTS
BENGALS	45	102	57	118	0	322
OPPONENTS	63	113	93	126	0	395

SCORING	TD	TD-R	TD-P	TD-Rt	K-PAT	FG	S	PTS
Mike Nugent	0	0	0	0	17-17	15-19	0	62
Terrell Owens	0	0	9	0	—	—	0	54
Cedric Benson	8	7	1	0	—	—	0	50
Clint Stitser	0	0	0	0	8-10	7-8	0	29
Jermaine Gresham	4	0	4	0	—	—	0	26
Chad Johnson	4	0	4	0	—	—	0	24
Jordan Shipley	3	0	3	0	—	—	0	18
Jerome Simpson	3	0	3	0	—	—	0	18
Aaron Pettrey	0	0	0	0	5-5	2-4	0	11
Adam Jones	1	0	0	1	—	—	0	6
Johnathan Joseph	1	0	0	1	—	—	0	6
Brian Leonard	1	0	1	0	—	—	0	6
Bernard Scott	1	1	0	0	—	—	0	6
Andrew Whitworth	1	0	1	0	—	—	0	6
BENGALS	36	8	26	2	30-32	24-31	0	322
OPPONENTS	44	15	21	8	43-43	28-33	1	395

**Two-point conversions:** Cedric Benson, Jermaine Gresham. BENGALS 2-4, OPPONENTS 1-1.

**Fumbles-lost:** Cedric Benson 7-5, Carson Palmer 7-3, Jerome Simpson 2-2, Jermaine Gresham 2-1, Andre Caldwell 1-1, Reggie Nelson 1-1, Bernard Scott 1-1. BENGALS 21-14, OPPONENTS 20-10.

PASSING	ATT	CMP	YDS	CMP%	YDS/ATT	TD	TD%	INT	INT%	LG	SKD-YDS	RAT
Carson Palmer	586	362	3970	61.8	6.77	26	4.4	20	3.4	78t	26-201	82.4
Jordan Palmer	3	3	18	100.0	6.00	0	0.0	0	0.0	7	2-20	91.7
Chad Johnson	1	0	0	0.0	0.00	0	0.0	0	0.0	—	0-0	39.6
BENGALS	590	365	3988	61.9	6.76	26	4.4	20	3.4	78t	28-221	82.4
OPPONENTS	514	326	3648	63.4	7.10	21	4.1	16	3.1	54	27-179	85.2

RUSHING	ATT	YDS	AVG	LG	TD
Cedric Benson	321	1111	3.5	26	7
Bernard Scott	61	299	4.9	18	1
Brian Leonard	9	61	6.8	42	0
Carson Palmer	32	50	1.6	9	0
Jerome Simpson	1	2	2.0	2	0
Cedric Peerman	2	1	0.5	1	0
Chris Pressley	1	0	0.0	0	0
Andre Caldwell	1	-2	-2.0	-2	0
BENGALS	428	1522	3.6	42	8
OPPONENTS	416	1843	4.4	61	15

RECEIVING	REC	YDS	AVG	LG	TD
Terrell Owens	72	983	13.7	78t	9
Chad Johnson	67	831	12.4	42	4
Jordan Shipley	52	600	11.5	64t	3
Jermaine Gresham	52	471	9.1	27	4
Cedric Benson	28	178	6.4	24	1
Andre Caldwell	25	345	13.8	53	0
Jerome Simpson	20	277	13.9	59t	3
Brian Leonard	20	137	6.9	20	1
Bernard Scott	11	60	5.5	25	0
Reggie Kelly	10	42	4.2	9	0
Chase Coffman	3	30	10.0	14	0
Quan Cosby	2	16	8.0	11	0
Cedric Peerman	1	11	11.0	11	0
Chris Pressley	1	6	6.0	6	0
Andrew Whitworth	1	1	1.0	1t	1
BENGALS	365	3988	10.9	78t	26
OPPONENTS	326	3648	11.2	54	21

INTERCEPTIONS	NO	YDS	AVG	LG	TD
Leon Hall	4	19	4.8	22	0
Johnathan Joseph	3	38	12.7	21t	1
Reggie Nelson	2	63	31.5	56	0
Rey Mauluga	2	58	29.0	47	0
Brandon Johnson	1	12	12.0	12	0
Adam Jones	1	10	10.0	10	0
Chinedum Ndukwe	1	0	0.0	0	0
Morgan Trent	1	0	0.0	0	0
Roy Williams	1	0	0.0	0	0
BENGALS	16	200	12.5	56	1
OPPONENTS	20	424	21.2	59t	5

PUNTING	NO	YDS	AVG	NET	TB	IN-20	LG	BLK.
Kevin Huber	71	2992	42.1	38.2	6	28	72	1
BENGALS	72	2992	41.6	38.2	6	28	72	1
OPPONENTS	76	3137	41.3	36.6	5	29	61	0

PUNT RETURNS	NO	FC	YDS	AVG	LG	TD
Quan Cosby	30	21	225	7.5	20	0
Adam Jones	5	0	33	6.6	27	0
Andre Caldwell	1	0	0	0.0	0	0
BENGALS	36	21	258	7.2	27	0
OPPONENTS	26	14	124	4.8	20	0

KICKOFF RETURNS	NO	YDS	AVG	LG	TD
Bernard Scott	56	1257	22.4	60	0
Adam Jones	7	134	19.1	29	0
Andre Caldwell	3	79	26.3	32	0
Quan Cosby	3	44	14.7	18	0
Leon Hall	1	29	29.0	29	0
Reggie Kelly	1	8	8.0	8	0
BENGALS	71	1551	21.8	60	0
OPPONENTS	64	1504	23.5	97t	2

FIELD GOALS	1-19	20-29	30-39	40-49	50+
Mike Nugent	0-0	5-5	7-7	1-3	2-4
Clint Stitser	0-0	4-5	2-2	1-1	0-0
Aaron Pettrey	1-1	1-2	0-0	0-1	0-0
BENGALS	1-1	10-12	9-9	2-5	2-4
OPPONENTS	0-0	12-12	8-9	6-9	2-3

**Mike Nugent:** (54G), (36G, 30G, 46G, 38G, 25G), (33G, 50G), (24G, 44B, 25G), (31G, 35G), (20G, 53N, 33G), (—), (51N, 45N), (27G), (—), (—), (—), (—), (—), (—), (—).

**Aaron Pettrey:** (—), (—), (—), (—), (—), (—), (—), (—), (—), (19G, 43N), (27N, 28G), (—), (—), (—), (—), (—).

**Clint Stitser:** (—), (—), (—), (—), (—), (—), (—), (—), (—), (—), (—), (29G, 23G, 47G), (—), (25G, 39G, 34G, 20G), (—), (29N).

**Opponents:** (32G, 47N, 56N), (38G), (—), (30G, 31G, 22G), (31G), (45G), (38G, 42G, 24G, 54G, 31G), (25G, 53G, 46N), (28G, 47G, 23G), (33N), (27G, 44N), (48G, 24G), (23G, 35G, 41G), (23G), (20G, 28G), (25G, 47G).

## USUAL STARTERS

OFFENSE	DEFENSE
WR Chad Johnson	LDE Robert Geathers
LOT Andrew Whitworth	NT Domata Peko
LG Nate Livings	DT Pat Sims
C Kyle Cook	Tank Johnson
RG Bobbie Williams	RDE Michael Johnson
ROT Dennis Roland	SLB Rey Mauluga
TE Jermaine Gresham	MLB Dhani Jones
TE Reggie Kelly	WLB Keith Rivers
WR Terrell Owens	LCB Johnathan Joseph
QB Carson Palmer	RCB Leon Hall
HB Cedric Benson	SS Roy Williams
	FS Chris Crocker

DEFENSE*	ST	AT	TT	SKS-YDS	INT-YDS	PD	FF	FR-YDS
Dhani Jones	86	39	125	1-9	0-0	2	1	0-0
Keith Rivers	51	24	75	1-5	0-0	2	0	0-0
Rey Mauluga	44	31	75	1-10	2-58	2	0	0-0
Roy Williams	37	21	58	1-3	1-0	1	0	3-1
Chinedum Ndukwe	37	18	55	0.5-4	1-0	3	0	1-0
Reggie Nelson	31	18	49	0-0	2-63	7	2	0-0
Johnathan Joseph	37	5	42	0-0	3-38	8	0	0-0
Domata Peko	24	18	42	0.5-4	0-0	1	0	0-0
Chris Crocker	29	12	41	2-8	0-0	5	2	0-0
Leon Hall	29	10	39	0-0	4-19	11	2	0-0
Michael Johnson	25	9	34	2.5-10	0-0	4	0	0-0
Robert Geathers	22	11	33	1-9	0-0	2	1	1-5
Brandon Johnson	16	16	32	0.5-0.5	1-12	3	0	0-0
Pat Sims	19	12	31	2.5-20	0-0	1	0	0-0
Carlos Dunlap	19	5	24	9.5-77.5	0-0	3	0	1-0
Morgan Trent	18	5	23	0-0	1-0	3	0	1-0
Frostee Rucker	8	9	17	1-8	0-0	1	0	0-0
Geno Atkins	10	6	16	3-11	0-0	1	0	0-0
Jonathan Wade	12	2	14	0-0	0-0	2	0	0-0
Adam Jones	11	3	14	0-0	1-10	3	1	1-59
Rico Murray	11	1	12	0-0	0-0	3	0	0-0
Keiwan Ratliff	6	6	12	0-0	0-0	0	0	0-0
Tank Johnson	5	5	10	0-0	0-0	0	0	0-0
Tom Nelson	4	2	6	0-0	0-0	0	0	0-0
Antwan Odum	3	1	4	0-0	0-0	1	0	0-0
Clinton McDonald	2	2	4	0-0	0-0	0	0	0-0
Brandon Ghee	2	0	2	0-0	0-0	0	0	0-0
Fred Bennett	1	0	1	0-0	0-0	0	0	0-0
Jonathan Fanene	0	1	1	0-0	0-0	0	0	0-0
Rodrick Muckelroy	0	1	1	0-0	0-0	0	0	0-0
Dan Skuta	0	1	1	0-0	0-0	0	0	0-0

SPECIAL TEAMS*	ST	AT	TT	FF	FR-YDS	BP	BFG	BXP
Dan Skuta .....	11	4	15	1	0-0	0	0	0
Quan Cosby .....	6	3	9	0	0-0	0	0	0
Rodrick Muckelroy .....	4	5	9	2	0-0	0	0	0
Brandon Ghee .....	7	0	7	0	0-0	0	0	0
Reggie Nelson .....	4	2	6	0	0-0	0	0	0
Cedric Peerman .....	4	2	6	0	0-0	0	0	0
Brandon Johnson .....	3	3	6	0	0-0	0	0	0
Leon Hall .....	4	1	5	0	0-0	0	0	0
Brian Leonard .....	4	1	5	0	0-0	0	0	0
Rico Murray .....	4	1	5	0	0-0	0	0	0
Chinedum Ndukwe .....	4	1	5	0	0-0	0	0	0
Jerome Miles .....	3	1	4	0	0-0	0	0	0
Clark Harris .....	3	0	3	0	0-0	0	0	0
Tom Nelson .....	3	0	3	0	0-0	0	0	0
Morgan Trent .....	3	0	3	0	0-0	0	0	0
Vincent Rey .....	2	1	3	0	0-0	0	0	0
Andrew Caldwell .....	2	0	2	0	0-0	0	0	0
Chris Crocker .....	2	0	2	0	0-0	0	0	0
Mike Nugent .....	1	1	2	0	0-0	0	0	0
Clint Stitser .....	1	1	2	0	0-0	0	0	0
Keith Rivers .....	0	2	2	0	0-0	0	0	0
Michael Johnson .....	1	0	1	1	1-0	0	0	0
Reggie Kelly .....	1	0	1	0	0-0	0	0	0
Keiwan Ratliff .....	1	0	1	0	0-0	0	0	0
Bernard Scott .....	1	0	1	0	0-0	0	0	0
Marvin White .....	1	0	1	0	0-0	0	0	0
Adam Jones .....	0	0	0	0	1-0	0	0	0



# 2011 STATISTICS

RECORD: 9-7-0

## HEAD COACH: MARVIN LEWIS

(BENGALS WERE WILD CARD QUALIFIER; SEE POSTSEASON PORTION OF TEAM HISTORY SECTION FOR POSTSEASON STATS)

DATE	W-L	SCORE	OPPONENT	ATTENDANCE
9-11-11	W	27-17	at Cleveland	67,321
9-18-11	L	22-24	at Denver	73,281
9-25-11	L	8-13	SAN FRANCISCO	43,363
10-2-11	W	23-20	BUFFALO	41,142
10-9-11	W	30-20	at Jacksonville	61,799
10-16-11	W	27-17	INDIANAPOLIS	52,068
10-23-11	—	—	BYE —	—
10-30-11	W	34-12	at Seattle	66,004
11-6-11	W	24-17	at Tennessee	69,143
11-13-11	L	17-24	PITTSBURGH	63,262
11-20-11	L	24-31	at Baltimore	71,320
11-27-11	W	23-20	CLEVELAND	48,260
12-4-11	L	7-35	at Pittsburgh	63,697
12-11-11	L	19-20	HOUSTON	41,202
12-18-11	W	20-13	at St. Louis	56,431
12-24-11	W	23-16	ARIZONA	41,273
1-1-12	L	16-24	BALTIMORE	63,439

TEAM STATISTICS	BENGALS	OPPONENTS
TOTAL FIRST DOWNS	285	284
Rushing	93	94
Passing	160	170
Penalty	32	20
3rd Down: Made-Att	80-219	78-220
3rd Down Pct.	36.5	35.5
4th Down: Made-Att	4-10	4-11
4th Down Pct.	40.0	36.4
POSSESSION AVG.	30:19	29:41
TOTAL NET YARDS	5118	5060
Avg. Per Game	319.9	316.3
Total Plays	1015	1009
Avg. Per Play	5.0	5.0
NET YARDS RUSHING	1778	1675
Avg. Per Game	111.1	104.7
Total Rushes	455	425
NET YARDS PASSING	3340	3385
Avg. Per Game	208.8	211.6
Sacked-Yards Lost	25-167	45-277
Gross Yards	3507	3662
Att.-Completions	535-308	539-319
Completion Pct.	57.6	59.2
Had Intercepted	14	10
PUNTS-AVG.	91-44.2	98-46.6
Net Punting Avg.	39.2	38.9
PENALTIES-YARDS	99-874	101-878
FUMBLES-BALLS LOST	17-8	26-12
TOUCHDOWNS	35	37
Rushing	14	14
Passing	21	21
Returns	4	2

SCORE BY PERIODS	1	2	3	4	OT	PTS
BENGALS	83	59	86	116	0	344
OPPONENTS	51	132	50	90	0	323

SCORING	TD	TD-R	TD-P	TD-Rt	K-PAT	FG	S	PTS
Mike Nugent	0	0	0	0	33-34	33-38	0	132
A.J. Green	7	0	7	0	—	—	0	42
Cedric Benson	6	6	0	0	—	—	0	36
Jermaine Gresham	6	0	6	0	—	—	0	36
Jerome Simpson	4	0	4	0	—	—	0	24
Andre Caldwell	3	0	3	0	—	—	0	18
Bernard Scott	3	3	0	0	—	—	0	18
Geno Atkins	1	0	0	1	—	—	0	6
Colin Cochart	1	0	1	0	—	—	0	6
Andy Dalton	1	1	0	0	—	—	0	6
Carlos Dunlap	1	0	0	1	—	—	0	6
Reggie Nelson	1	0	0	1	—	—	0	6
Brandon Tate	1	0	0	1	—	—	0	6
(team)	—	—	—	—	—	—	1	2
BENGALS	35	10	21	4	33-34	33-38	1	344
OPPONENTS	37	14	21	2	35-35	22-27	0	323

**Two-point conversions:** None. BENGALS 0-1 (0-0 R, 0-1 P), OPPONENTS 0-2 (0-1 R, 0-1 P).

**Fumbles-lost:** Cedric Benson 5-2, Andy Dalton 4-2, Brandon Tate 3-1, Geno Atkins 1-1, Nate Clements 1-1, Jermaine Gresham 1-1, A.J. Green 1-0, Jordan Shipley 1-0. BENGALS 17-8, OPPONENTS 26-12.

PASSING	ATT	CMP	YDS	CMP%	YDS/ATT	TD	TD%	INT	INT%	LG	SKD-YDS	RAT
Andy Dalton	516	300	3398	58.1	6.59	20	3.9	13	2.5	84	24-160	80.4
Bruce Gradkowski	18	8	109	44.4	6.06	1	5.6	1	5.6	41t	1-7	59.7
Bernard Scott	1	0	0	0.0	0.00	0	0.0	0	0.0	—	0-0	39.6
BENGALS	535	308	3507	57.6	6.56	21	3.9	14	2.6	84	25-167	79.6
OPPONENTS	539	319	3662	59.2	6.79	21	3.9	10	1.9	74t	45-277	85.0

RUSHING	ATT	YDS	AVG	LG	TD
Cedric Benson	273	1067	3.9	42	6
Bernard Scott	112	380	3.4	25t	3
Andy Dalton	37	152	4.1	17	1
Brian Leonard	17	85	5.0	14	0
A.J. Green	5	53	10.6	22	0
Andrew Hawkins	5	25	5.0	8	0
Cedric Peerman	3	15	5.0	11	0
Bruce Gradkowski	3	1	0.3	1	0
BENGALS	455	1778	3.9	42	10
OPPONENTS	425	1675	3.9	70t	14

RECEIVING	REC	YDS	AVG	LG	TD
A.J. Green	65	1057	16.3	58	7
Jermaine Gresham	56	596	10.6	31	6
Jerome Simpson	50	725	14.5	84	4
Andre Caldwell	37	317	8.6	49t	3
Andrew Hawkins	23	263	11.4	26	0
Brian Leonard	22	210	9.5	37	0
Cedric Benson	15	82	5.5	11	0
Bernard Scott	13	38	2.9	14	0
Donald Lee	11	115	10.5	26	0
Colin Cochart	5	44	8.8	25	1
Ryan Whalen	4	27	6.8	13	0
Jordan Shipley	4	14	3.5	5	0
Chris Pressley	3	19	6.3	9	0
BENGALS	308	3507	11.4	84	21
OPPONENTS	319	3662	11.5	74t	21

INTERCEPTIONS	NO	YDS	AVG	LG	TD
Reggie Nelson	4	115	28.8	75t	1
Leon Hall	2	15	7.5	15	0
Nate Clements	2	5	2.5	7	0
Rey Mauluga	1	2	2.0	2	0
Michael Johnson	1	0	0.0	0	0
BENGALS	10	137	13.7	75t	1
OPPONENTS	14	159	11.4	43t	1

PUNTING	NO	YDS	AVG	NET	TB	IN-20	LG	BLK.
Kevin Huber	91	4023	44.2	39.2	9	24	71	0
BENGALS	91	4023	44.2	39.2	9	24	71	0
OPPONENTS	98	4562	46.6	38.9	7	23	65	0

PUNT RETURNS	NO	FC	YDS	AVG	LG	TD
Brandon Tate	51	17	543	10.6	56t	1
Adam Jones	2	0	67	33.5	63	0
Nate Clements	0	1	0	—	—	0
BENGALS	53	18	610	11.5	63	1
OPPONENTS	38	26	273	7.2	60t	1

KICKOFF RETURNS	NO	YDS	AVG	LG	TD
Brandon Tate	42	998	23.8	45	0
Nate Clements	1	4	4.0	4	0
Cedric Peerman	1	10	10.0	10	0
Bernard Scott	1	26	26.0	26	0
Adam Jones	0	^12	—	12	0
BENGALS	45	1026	22.8	45	0
OPPONENTS	44	916	20.8	51	0

FIELD GOALS	1-19	20-29	30-39	40-49	50+
Mike Nugent	0-0	14-14	5-8	14-16	0-0
BENGALS	0-0	14-14	5-8	14-16	0-0
OPPONENTS	1-1	8-8	4-4	7-9	2-5

**Mike Nugent:** (24G, 47G), (45G, 37G, 23G), (22G, 23G), (31G, 21G, 43G), (47G), (20G, 43G, 43WR), (34G, 48G), (36G), (43G), (27G), (23G, 40G, 26G), (33B), (22G, 47G, 49G, 28G), (21G, 41G), (24G, 35WR, 48WR, 41G, 32G), (46G, 36WR, 46G, 23G).

**Opponents:** (20G), (34G), (23G, 53G), (43G, 23G), (19G, 20G), (46G, 52B), (47G, 25G), (43G), (39G), (22G), (32G, 54G, 55SH), (50WR), (46G, 47WR, 33G), (45WR, 26G, 43G), (29G), (42G).

## USUAL STARTERS

OFFENSE	DEFENSE
WR Jerome Simpson	LDE Robert Geathers
LOT Andrew Whitworth	NT Domata Peko
LG Nate Livings	DT Geno Atkins
C Kyle Cook	RDE Froste Rucker
RG Bobbie Williams	SLB Manny Lawson
ROT Andre Smith	MLB Rey Mauluga
TE Jermaine Gresham	WLB Thomas Howard
WR A.J. Green	LCB Nate Clements
QB Andy Dalton	RCB Leon Hall
HB Cedric Benson	Adam Jones
FB Chris Pressley	Chris Crocker
	FS Reggie Nelson

DEFENSE*	ST	AT	TT	SKS-YDS	INT-YDS	PD	FF	FR-YDS
Thomas Howard	64	35	99	1-4	0-0	3	2	0-0
Rey Mauluga	53	35	88	0-0	1-2	2	3	1-0
Reggie Nelson	57	25	82	2-16	4-115	12	2	0-0
Domata Peko	34	32	66	2.5-19	0-0	0	1	1-0
Chris Crocker	45	16	61	3.5-14	0-0	5	1	0-0
Nate Clements	49	6	55	1-8	2-5	12	2	2-0
Manny Lawson	30	21	51	1.5-6	0-0	4	0	0-0
Geno Atkins	26	21	47	7.5-37.5	0-0	3	2	2-19
Froste Rucker	32	12	44	4-24	0-0	2	0	0-0
Michael Johnson	28	14	42	6-39.5	1-0	5	1	1-0
Leon Hall	29	3	32	0-0	2-15	7	0	1-10
Kelly Jennings	24	7	31	1-2	0-0	5	0	0-0
Robert Geathers	10	19	29	2.5-8	0-0	1	0	0-0
Adam Jones	26	2	28	0-0	0-0	6	0	0-0
Brandon Johnson	16	10	26	0-0	0-0	3	0	0-0
Jonathan Fanene	17	7	24	6.5-48	0-0	1	0	2-0
Gibriel Wilson	12	11	23	0-0	0-0	0	1	1-0
Carlos Dunlap	11	12	23	4.5-42	0-0	3	0	1-35
Pat Sims	11	9	20	1-5	0-0	0	0	0-0
Dan Skuta	9	11	20	0.5-4	0-0	0	1	0-0
Morgan Trent	3	2	5	0-0	0-0	0	0	0-0
Taylor Mays	1	3	4	0-0	0-0	1	0	0-0
Nick Hayden	2	0	2	0-0	0-0	0	0	0-0
Jerome Miles	2	0	2	0-0	0-0	0	0	0-0

SPECIAL TEAMS*	ST	AT	TT	FF	FR-YDS	BP	BFG	BXP
Jerome Miles	13	1	14	0	0-0	0	0	0
Cedric Peerman	9	3	12	0	0-0	0	0	0
Dan Skuta	7	4	11	0	0-0	0	0	0
Gibriel Wilson	9	1	10	0	0-0	0	0	0
Brian Leonard	6	1	7	0	0-0	0	0	0
Taylor Mays	6	0	6	0	0-0	0	0	0
Vincent Rey	6	0	6	0	0-0	0	0	0
Brandon Johnson	4	1	5	1	0-0	0	0	0
Andrew Hawkins	2	2	4	0	0-0	0	0	0
Reggie Nelson	2	1	3	0	0-0	0	0	0
Clark Harris	1	2	3	0	0-0	0	0	0
Kelly Jennings	2	0	2	0	0-0	0	0	0
Andre Caldwell	1	0	1	0	0-0	0	0	0
Colin Cochart	1	0	1	0	0-0	0	0	0
Manny Lawson	1	0	1	0	0-0	0	0	0
Rico Murray	1	0	1	0	0-0	0	0	0
Morgan Trent	1	0	1	0	0-0	0	0	0
Brandon Ghee	0	1	1	0	0-0	0	0	0
Nate Clements	0	0	0	0	0-0	0	1	0

MISCELLANEOUS DEFENSE*	ST	AT	TT	FF	FR-YDS
Andre Caldwell	2	0	2	0	0-0
Andy Dalton	2	0	2	0	0-0
A.J. Green	2	0	2	0	0-0
Jermaine Gresham	2	0	2	0	0-0
Nate Livings	2	0	2	0	0-0
Jerome Simpson	2	0	2	0	0-0
Andre Smith	2	0	2	0	0-0
Cedric Benson	1	1	2	0	0-0
Andrew Hawkins	1	0	1	0	0-0
Cedric Peerman	1	0	1	0	0-0
Andrew Whitworth	1	0	1	0	0-0
Bobbie Williams	0	1	1	0	0-0

\* NOTE: All defensive statistics above are press box statistics produced at the games.

# 2012 STATISTICS

RECORD: 10-6-0

## HEAD COACH: MARVIN LEWIS

(BENGALS WERE WILD CARD QUALIFIER; SEE POSTSEASON PORTION OF TEAM HISTORY SECTION FOR POSTSEASON STATS)

DATE	W-L	SCORE	OPPONENT	ATTENDANCE
9-10-12	L	13-44	at Baltimore	71,064
9-16-12	W	34-27	CLEVELAND	63,036
9-23-12	W	38-31	at Washington	80,060
9-30-12	W	27-10	at Jacksonville	63,030
10-7-12	L	13-17	MIAMI	61,162
10-14-12	L	24-34	at Cleveland	67,060
10-21-12	L	17-24	PITTSBURGH	63,411
10-28-12			— BYE —	
11-4-12	L	23-31	DENVER	63,623
11-11-12	W	31-13	N.Y. GIANTS	56,614
11-18-12	W	28-6	at Kansas City	63,336
11-25-12	W	34-10	OAKLAND	56,503
12-2-12	W	20-13	at San Diego	54,980
12-9-12	L	19-20	DALLAS	63,590
12-13-12	W	34-13	at Philadelphia	69,144
12-23-12	W	13-10	at Pittsburgh	63,236
12-30-12	W	23-17	BALTIMORE	61,565

TEAM STATISTICS	BENGALS	OPPONENTS
TOTAL FIRST DOWNS	292	307
Rushing	95	99
Passing	173	183
Penalty	24	25
3rd Down: Made-Att	74-217	79-219
3rd Down Pct.	34.1	36.1
4th Down: Made-Att	11-16	5-12
4th Down Pct.	68.8	41.7
POSSESSION AVG.	30:26	29:34
TOTAL NET YARDS	5323	5115
Avg. Per Game	332.7	319.7
Total Plays	1016	1034
Avg. Per Play	5.2	4.9
NET YARDS RUSHING	1745	1715
Avg. Per Game	109.1	107.2
Total Rushes	430	423
NET YARDS PASSING	3578	3400
Avg. Per Game	223.6	212.5
Sacked-Yards Lost	46-229	51-361
Gross Yards	3807	3761
Att.-Completions	540-335	560-346
Completion Pct.	62.0	61.8
Had Intercepted	16	14
PUNTS-AVG.	76-46.4	86-44.4
Net Punting Avg.	42.0	36.8
PENALTIES-YARDS	99-857	90-779
FUMBLES-BALLS LOST	19-10	26-16
TOUCHDOWNS	43	34
Rushing	11	13
Passing	28	16
Returns	4	5

SCORE BY PERIODS	1	2	3	4	OT	PTS
BENGALS	113	104	63	111	0	391
OPPONENTS	42	102	80	96	0	320

SCORING	TD	TD-R	TD-P	TD-R	K-PAT	FG	S	PTS
Mike Nugent	0	0	0	0	35-35	19-23	0	92
A.J. Green	11	0	11	0	—	—	0	66
Josh Brown	0	0	0	0	8-8	11-12	0	41
BenJarvus Green-Ellis	6	0	0	0	—	—	0	36
Jermaine Gresham	5	0	5	0	—	—	0	30
Andy Dalton	4	4	0	0	—	—	0	24
Andrew Hawkins	4	0	4	0	—	—	0	24
Mohamed Sanu	4	0	4	0	—	—	0	24
Armon Binns	1	0	1	0	—	—	0	6
Carlos Dunlap	1	0	0	1	—	—	0	6
Wallace Gilberry	1	0	0	1	—	—	0	6
Leon Hall	1	0	0	1	—	—	0	6
Adam Jones	1	0	0	1	—	—	0	6
Marvin Jones	1	0	1	0	—	—	0	6
Cedric Peerman	1	1	0	0	—	—	0	6
Chris Pressley	1	0	1	0	—	—	0	6
Brandon Tate	1	0	1	0	—	—	0	6
BENGALS	43	11	28	4	43-43	30-35	0	391
OPPONENTS	34	13	16	5	33-33	27-32	0	320

**Two-point conversions:** None. BENGALS 0-0 (0-0 R, 0-0 P), OPPONENTS 1-1 (0-0 R, 1-1 P).

**Fumbles-lost:** Andy Dalton 4-4, Brandon Tate 4-1, BenJarvus Green-Ellis 3-2, A.J. Green 2-1, Jermaine Gresham 2-1, Armon Binns 1-1, Bruce Gradkowski 1-0, Andrew Hawkins 1-0, Trevor Robinson 1-0. BENGALS 19-10, OPPONENTS 26-16.

PASSING	ATT	CMP	YDS	CMP%	YDS/ATT	TD	TD%	INT	INT%	LG	SKD-YDS	RAT
Andy Dalton	528	329	3669	62.3	6.95	27	5.1	16	3.0	59t	46-229	87.4
Bruce Gradkowski	11	5	65	45.5	5.91	0	0.0	0	0.0	44	0-0	64.6
Mohamed Sanu	1	1	73	100.0	73.00	1	100.0	0	0.0	73t	0-0	158.3
BENGALS	540	335	3807	62.0	7.05	28	5.2	16	3.0	73t	46-229	88.1
OPPONENTS	560	346	3761	61.8	6.72	16	2.9	14	2.5	71t	51-361	80.7

RUSHING	ATT	YDS	AVG	LG	TD
BenJarvus Green-Ellis	278	1094	3.9	48	6
Cedric Peerman	36	258	7.2	48	1
Andy Dalton	47	120	2.6	17	4
Brian Leonard	33	106	3.2	11	0
Marvin Jones	3	47	15.7	37	0
A.J. Green	4	38	9.5	20	0
Bernard Scott	8	35	4.4	29	0
Andrew Hawkins	6	30	5.0	11	0
Mohamed Sanu	5	15	3.0	7	0
Daniel Herron	4	5	1.3	6	0
Brandon Tate	1	0	0.0	0	0
Kevin Huber	1	-1	-1.0	-1	0
Bruce Gradkowski	4	-2	-0.5	0	0
BENGALS	430	1745	4.1	48	11
OPPONENTS	423	1715	4.1	32t	13

RECEIVING	REC	YDS	AVG	LG	TD
A.J. Green	97	1350	13.9	73t	11
Jermaine Gresham	64	737	11.5	55t	5
Andrew Hawkins	51	533	10.5	59t	4
BenJarvus Green-Ellis	22	104	4.7	13	0
Armon Binns	18	210	11.7	48t	1
Marvin Jones	18	201	11.2	23	1
Mohamed Sanu	16	154	9.6	34	4
Brandon Tate	13	211	16.2	44t	1
Brian Leonard	11	67	6.1	16	0
Cedric Peerman	9	85	9.4	16	0
Orson Charles	8	101	12.6	25	0
Ryan Whalen	7	53	7.6	10	0
Chris Pressley	1	1	1.0	1t	1
BENGALS	335	3807	11.4	73t	28
OPPONENTS	346	3761	10.9	71t	16

INTERCEPTIONS	NO	YDS	AVG	LG	TD
Chris Crocker	3	52	17.3	29	0
Reggie Nelson	3	10	3.3	10	0
Leon Hall	2	61	30.5	44	1
Terence Newman	2	0	0.0	0	0
Nate Clements	1	21	21.0	21	0
Carlos Dunlap	1	14	14.0	14t	1
Michael Johnson	1	3	3.0	3	0
Pat Sims	1	3	3.0	3	0
BENGALS	14	164	11.7	44	2
OPPONENTS	16	187	11.7	37	4

PUNTING	NO	YDS	AVG	NET	TB	IN-20	LG	BLK
Kevin Huber	76	3540	46.6	42.0	7	33	69	0
BENGALS	76	3540	46.6	42.0	7	33	69	0
OPPONENTS	86	3816	44.4	36.8	8	22	68	1

PUNT RETURNS	NO	FC	YDS	AVG	LG	TD
Adam Jones	26	0	301	11.6	81t	1
Brandon Tate	21	11	187	8.9	32	0
BENGALS	47	11	488	10.4	81t	1
OPPONENTS	27	14	210	7.8	60	0

KICKOFF RETURNS	NO	YDS	AVG	LG	TD
Brandon Tate	32	795	24.8	45	0
Adam Jones	3	64	21.3	31	0
Orson Charles	2	17	8.5	10	0
Cedric Peerman	2	37	18.5	19	0
Chris Pressley	2	15	7.5	8	0
BENGALS	41	928	22.6	45	0
OPPONENTS	60	1468	24.5	105t	1

FIELD GOALS	1-19	20-29	30-39	40-49	50+
Mike Nugent	2-2	5-5	5-5	6-9	1-2
Josh Brown	0-0	3-3	4-4	3-3	1-2
BENGALS	2-2	8-8	9-9	9-12	2-4
OPPONENTS	1-1	6-7	7-7	11-12	2-5

**Mike Nugent:** (34G, 19G), (39G, 37G), (47G), (35G, 35G), (42G, 24G, 41WR), (44G), (48G), (28G, 46WR, 49G, 41G), (28G), (50WL), (48WR, 55G, 20G), (19G, 24G), (—), (—), (—), (—).

**Josh Brown:** (—), (—), (—), (—), (—), (—), (—), (—), (—), (—), (—), (—), (25G, 33G, 25G, 52G), (24G, 32G), (41G, 56SH, 43G), (47G, 32G, 38G).

**Opponents:** (46G, 40G, 39G), (50G, 25G), (36G), (21G), (46G, 53WL), (41G, 38G), (42G, 47G, 42G), (43G), (23G, 31G), (34G, 33G), (55G), (20G, 19G, 54HRU), (37G, 40G), (22G, 20G), (24WL, 40G, 53SH), (45WL, 49G).

## USUAL STARTERS

OFFENSE	DEFENSE
WR Marvin Jones	LDE Robert Geathers
Armon Binns	NT Domata Peko
LOT Andrew Whitworth	DT Geno Atkins
LG Clint Boling	RDE Michael Johnson
C Jeff Faine	SLB Manny Lawson
Trevor Robinson	MLB Rey Mauluga
RG Kevin Zeitler	WLB Vontaze Burfitt
ROT Andre Smith	LCB Terence Newman
TE Jermaine Gresham	RCB Leon Hall
WR A.J. Green	SS Chris Crocker
QB Andy Dalton	FS Reggie Nelson
HB BenJarvus Green-Ellis	
FB Chris Pressley	
Orson Charles (2nd TE)	

DEFENSE*	ST	AT	TT	SKS-YDS	INT-YDS	PD	FF	FR-YDS
Vontaze Burfitt	73	54	127	1-11	0-0	2	0	1-0
Rey Mauluga	62	60	122	1-0	0-0	4	0	1-0
Reggie Nelson	54	29	83	1-8	3-10	9	2	0-0
Terence Newman	52	21	73	0-0	2-0	10	1	2-8
Geno Atkins	39	15	54	12.5-90	0-0	2	4	0-0
Domata Peko	23	30	53	2-14	0-0	3	0	1-0
Michael Johnson	35	17	52	11.5-71	1-3	2	0	1-0
Nate Clements	30	21	51	0-0	1-21	5	1	0-0
Carlos Dunlap	34	7	41	6-55	1-14	3	4	3-2
Chris Crocker	29	12	41	0-0	3-52	5	0	1-12
Manny Lawson	29	9	38	2-16	0-0	1	1	0-0
Adam Jones	32	5	37	1-6	0-0	9	1	0-0
Leon Hall	23	14	37	0-0	2-61	11	0	0-0
Robert Geathers	12	18	30	3-15.5	0-0	0	0	0-0
Wallace Gilberry	15	9	24	6.5-48	0-0	0	1	3-31
Pat Sims	12	5	17	0-0	1-3	1	0	0-0
Taylor Mays	11	6	17	0-0	0-0	0	0	0-0
Jerome Miles	10	5	15	0-0	0-0	0	0	0-0
Devon Still	5	9	14	0.5-2.5	0-0	0	1	0-0
Vincent Rey	8	4	12	1-8	0-0	1	0	0-0
Emmanuel Lamur	7	4	11	0-0	0-0	1	0	0-0
Dan Skuta	5	5	10	0-0	0-0	1	0	0-0
Thomas Howard	3	0	3	1-6	0-0	1	0	0-0
Jamaal Anderson	1	2	3	0-0	0-0	0	0	0-0
Jason Allen	2	0	2	0-0	0-0	0	0	0-0
Dre Kirkpatrick	2	0	2	0-0	0-0	0	0	0-0
Chris Lewis-Harris	2	0	2	0-0	0-0	0	0	0-0
Brandon Thompson	1	0	1	0-0	0-0	0	0	0-0
(team)	—	—	—	1-10	—	—	—	—

SPECIAL TEAMS*	ST	AT	TT	FF	FR-YDS	BP	BFG	BXP
Dan Skuta .....	11	6	17	0	0-0	0	0	0
Jerome Miles .....	11	2	13	0	0-0	0	0	0
Vincent Rey .....	8	1	9	0	0-0	0	0	0
Emmanuel Lamur .....	3	5	8	0	0-0	0	0	0
Cedric Peerman .....	6	0	6	0	0-0	0	0	0
Taylor Mays .....	3	2	5	0	1-0	0	0	0
Ryan Whalen .....	1	4	5	0	0-0	0	0	0
Clark Harris .....	4	0	4	0	0-0	0	0	0
Daniel Herron .....	3	1	4	0	0-0	1	0	0
Brian Leonard .....	3	0	3	0	0-0	0	0	0
Adam Jones .....	1	2	3	0	0-0	0	0	0
Andrew Hawkins .....	2	0	2	0	0-0	0	0	0
Dre Kirkpatrick .....	2	0	2	0	0-0	0	0	0
Reggie Nelson .....	2	0	2	0	0-0	0	0	0
Terence Newman .....	2	0	2	0	0-0	0	0	0
Mohamed Sanu .....	1	1	2	0	0-0	0	0	0
George Iloka .....	0	2	2	0	0-0	0	0	0
Jason Allen .....	1	0	1	0	0-0	0	0	0
Leon Hall .....	1	0	1	0	0-0	0	0	0
Marvin Jones .....	1	0	1	0	0-0	0	0	0
Manny Lawson .....	1	0	1	0	0-0	0	0	0
Mike Nugent .....	1	0	1	0	0-0	0	0	0
Brandon Tate .....	1	0	1	0	0-0	0	0	0
Nate Clements .....	0	1	1	0	0-0	0	0	0
Rodrick Muckelroy .....	0	1	1	0	0-0	0	0	0
Vontaze Burfict .....	0	0	0	0	1-0	0	0	0



# 2013 STATISTICS

RECORD: 11-5-0

## HEAD COACH: MARVIN LEWIS

(BENGALS WON AFC NORTH DIVISION; SEE POSTSEASON PORTION OF TEAM HISTORY SECTION FOR POSTSEASON STATS)

DATE	W-L	SCORE	OPPONENT	ATTENDANCE
9-8-13	L	21-24	at Chicago	62,213
9-16-13	W	20-10	PITTSBURGH	64,585
9-22-13	W	34-30	GREEN BAY	64,633
9-29-13	L	6-17	at Cleveland	71,481
10-6-13	W	13-6	NEW ENGLAND	64,259
10-13-13	W	27-24 (OT)	at Buffalo	67,739
10-20-13	W	27-24	at Detroit	63,207
10-27-13	W	49-9	N.Y. JETS	62,576
10-31-13	L	20-22 (OT)	at Miami	52,388
11-10-13	L	17-20 (OT)	at Baltimore	70,992
11-17-13	W	41-20	CLEVELAND	63,856
11-24-13		— BYE —		
12-1-13	W	17-10	at San Diego	61,536
12-8-13	W	42-28	INDIANAPOLIS	62,507
12-15-13	L	20-30	at Pittsburgh	45,873
12-22-13	W	42-14	MINNESOTA	61,555
12-29-13	W	34-17	BALTIMORE	62,406

TEAM STATISTICS	BENGALS	OPPONENTS
TOTAL FIRST DOWNS	330	282
Rushing	101	72
Passing	205	178
Penalty	24	32
3rd Down: Made-Att	92-225	74-225
3rd Down Pct.	40.9	32.9
4th Down: Made-Att	12-21	5-16
4th Down Pct.	57.1	31.3
POSSESSION AVG.	31:58	28:02
TOTAL NET YARDS	5891	4888
Avg. Per Game	368.2	305.5
Total Plays	1097	1042
Avg. Per Play	5.4	4.7
NET YARDS RUSHING	1755	1544
Avg. Per Game	109.7	96.5
Total Rushes	481	385
NET YARDS PASSING	4136	3344
Avg. Per Game	258.5	209.0
Sacked-Yards Lost	29-182	43-279
Gross Yards	4318	3623
Att.-Completions	587-364	614-362
Completion Pct.	62.0	59.0
Had Intercepted	20	20
PUNTS-AVG.	75-44.3	90-44.3
Net Punting Avg.	39.9	39.3
PENALTIES-YARDS	102-1000	69-692
FUMBLES-BALLS LOST	20-10	16-11
TOUCHDOWNS	54	32
Rushing	14	6
Passing	33	22
Returns	7	4

SCORE BY PERIODS	1	2	3	4	OT	PTS
BENGALS	87	123	103	114	3	430
OPPONENTS	88	71	83	58	5	305

SCORING	TD	TD-R	TD-P	TD-Rt	K-PAT	FG	S	PTS
Mike Nugent	0	0	0	0	52-53	18-22	0	106
A.J. Green	11	0	11	0	—	—	0	66
Marvin Jones	10	0	10	0	—	—	0	60
Giovani Bernard	8	5	3	0	—	—	0	48
BenJarvus Green-Ellis	7	7	0	0	—	—	0	42
Jermaine Gresham	4	0	4	0	—	—	0	24
Andy Dalton	2	2	0	0	—	—	0	12
Tyler Eifert	2	0	2	0	—	—	0	12
Mohamed Sanu	2	0	2	0	—	—	0	12
Vontaze Burfict	1	0	0	1	—	—	0	6
Chris Crocker	1	0	0	1	—	—	0	6
Tony Dye	1	0	0	1	—	—	0	6
Adam Jones	1	0	0	1	—	—	0	6
Dre Kirkpatrick	1	0	0	1	—	—	0	6
Terence Newman	1	0	0	1	—	—	0	6
Vincent Rey	1	0	0	1	—	—	0	6
Alex Smith	1	0	1	0	—	—	0	6
BENGALS	54	14	33	7	52-53	18-22	0	430
OPPONENTS	32	6	22	4	31-31	26-31	1	305

**Two-point conversions:** None. BENGALS 0-1 (0-0 R, 0-1 P), OPPONENTS 1-1 (1-1 R, 0-0 P).

**Fumbles-lost:** Andy Dalton 4-3, Jermaine Gresham 3-3, BenJarvus Green-Ellis 2-2, Reggie Nelson 2-0, Brandon Tate 2-0, Giovani Bernard 1-1, Mohamed Sanu 1-1, A.J. Green 1-0, Andrew Hawkins 1-0, Kevin Huber 1-0, Josh Johnson 1-0, Al Smith 1-0. BENGALS 20-10, OPPONENTS 16-11.

PASSING	ATT	CMP	YDS	CMP%	YDS/ATT	TD	TD%	INT	INT%	LG	SKD-YDS	RAT
Andy Dalton	586	363	4293	61.9	7.33	33	5.6	20	3.4	82t	29-182	88.8
Mohamed Sanu	1	1	25	100.0	25.00	0	0.0	0	0.0	25	0-0	118.8
BENGALS	587	364	4318	62.0	7.36	33	5.6	20	3.4	82t	29-182	89.0
OPPONENTS	614	362	3623	59.0	5.90	22	3.6	20	3.3	74t	43-279	74.2

RUSHING	ATT	YDS	AVG	LG	TD
BenJarvus Green-Ellis	220	756	3.4	25	7
Giovani Bernard	170	695	4.1	35t	5
Andy Dalton	61	183	3.0	12	2
Marvin Jones	8	65	8.1	34	0
Josh Johnson	7	20	2.9	10	0
Cedric Peerman	8	17	2.1	5	0
Mohamed Sanu	4	16	4.0	9	0
Andrew Hawkins	2	3	1.5	6	0
Kevin Huber	1	0	0.0	0	0
BENGALS	481	1755	3.6	35t	14
OPPONENTS	385	1544	4.0	51	6

RECEIVING	REC	YDS	AVG	LG	TD
A.J. Green	98	1426	14.6	82t	11
Giovani Bernard	56	514	9.2	41	3
Marvin Jones	51	712	14.0	45	10
Mohamed Sanu	47	455	9.7	32	2
Jermaine Gresham	46	458	10.0	30	4
Tyler Eifert	39	445	11.4	61	2
Andrew Hawkins	12	199	16.6	50	0
Dane Sanzenbacher	6	61	10.2	23	0
BenJarvus Green-Ellis	4	22	5.5	10	0
Alex Smith	3	12	4.0	7	1
Orson Charles	1	8	8.0	8	0
Brandon Tate	1	6	6.0	6	0
BENGALS	364	4318	11.9	82t	33
OPPONENTS	362	3623	10.0	74t	22

INTERCEPTIONS	NO	YDS	AVG	LG	TD
Adam Jones	3	60	20.0	60t	1
Dre Kirkpatrick	3	21	7.0	21t	1
Chris Crocker	2	41	20.5	32t	1
Vincent Rey	2	29	14.5	25t	1
Terence Newman	2	8	4.0	9	0
Reggie Nelson	2	0	0.0	0	0
Rey Mauluga	1	14	14.0	14	0
Vontaze Burfict	1	12	12.0	12	0
James Harrison	1	9	9.0	9	0
Michael Johnson	1	7	7.0	7	0
Leon Hall	1	0	0.0	0	0
George Iloka	1	-1	-1.0	-1	0
BENGALS	20	200	10.0	60t	4
OPPONENTS	20	369	18.5	94t	2

PUNTING	NO	YDS	AVG	NET	TB	IN-20	LG	BLK.
Kevin Huber	66	2982	45.2	40.5	4	24	75	0
Shawn Powell	7	268	38.3	34.7	0	3	52	0
Mike Nugent	2	80	40.0	40.0	0	0	43	0
BENGALS	75	3330	44.4	39.9	4	27	75	0
OPPONENTS	90	3984	44.3	39.3	1	37	65	1

PUNT RETURNS	NO	FC	YDS	AVG	LG	TD
Brandon Tate	36	16	336	9.3	43	0
Adam Jones	11	0	88	8.0	27	0
BENGALS	47	16	424	9.0	43	0
OPPONENTS	27	22	254	9.4	67t	1

KICKOFF RETURNS	NO	YDS	AVG	LG	TD
Brandon Tate	35	914	26.1	71	0
Cedric Peerman	4f	66	16.5	26	0
BENGALS	39	980	25.1	71	0
OPPONENTS	52	1219	23.4	48	0

FIELD GOALS	1-19	20-29	30-39	40-49	50+
Mike Nugent	0-0	2-2	6-7	7-9	3-4
BENGALS	0-0	2-2	6-7	7-9	3-4
OPPONENTS	2-2	6-6	5-8	9-11	4-4

**Mike Nugent:** (—), (41G, 25G), (52WL), (25G, 43G), (39G, 50G), (46G, 34WR, 43G), (47WL, 48G, 54G), (—), (31G, 54G), (42WL, 32G), (41G, 38G), (46G), (—), (—), (—), (39G, 38G).

**Opponents:** (58G), (44G), (41G, 19G, 26G), (37WL, 49B, 51G), (42G, 19G), (51G), (36G, 34B), (45G, 47G, 50G), (34WL, 36G, 44G), (36G, 46G), (20G, 28G), (48G), (44WR), (25G, 45G, 26G), (—), (38G, 22G, 34G).

## USUAL STARTERS

OFFENSE	DEFENSE
WR Mohamed Sanu	LDE Carlos Dunlap
LOT Andrew Whitworth	NT Domata Peko
Anthony Collins	DT Geno Atkins
LG Clint Boling	Brandon Thompson
C Kyle Cook	RDE Michael Johnson
RG Kevin Zeitler	SLB James Harrison
ROT Andre Smith	MLB Rey Mauluga
TE Jermaine Gresham	WLB Vontaze Burfict
TE Tyler Eifert	LCB Terence Newman
WR A.J. Green	RCB Adam Jones
QB Andy Dalton	SS George Iloka
HB BenJarvus Green-Ellis	FS Reggie Nelson

DEFENSE*	ST	AT	TT	SKS-YDS	INT-YDS	PD	FF	FR-YDS
Vontaze Burfict	114	57	171	3-20	1-12	8	1	2-13
Rey Mauluga	52	23	75	1-0	1-14	2	0	0-0
George Iloka	41	25	66	0-0	1-(-1)	6	2	1-0
Reggie Nelson	44	15	59	1-11	2-0	8	1	2-12
Carlos Dunlap	39	19	58	7.5-40.5	0-0	6	4	1-42
Michael Johnson	35	21	56	3.5-23	1-7	9	2	0-0
Adam Jones	43	12	55	0-0	3-60	13	1	2-43
Terence Newman	45	7	52	0-0	2-8	13	0	0-0
Domata Peko	24	28	52	3-16.5	0-0	0	0	0-0
Vincent Rey	30	17	47	4-28	2-29	5	1	1-0
Chris Crocker	28	9	37	1.5-11.5	2-41	7	0	0-0
James Harrison	16	14	30	2-2	1-9	1	0	1-0
Dre Kirkpatrick	20	7	27	1-1	3-21	6	0	0-0
Wallace Gilberry	18	6	24	7.5-56.5	0-0	3	1	0-0
Brandon Thompson	14	9	23	1.5-12.5	0-0	1	0	0-0
Leon Hall	14	6	20	0-0	1-6	0	0	0-0
Geno Atkins	9	11	20	6-52.5	0-0	0	0	0-0
Taylor Mays	11	6	17	0-0	0-3	0	0	0-0
Michael Boley	7	1	8	0-0	0-0	0	0	0-0
Devon Still	3	4	7	0-0	0-0	3	0	0-0
Brandon Ghee	3	3	6	0-0	0-5	0	0	0-0
Jayson DiManche	2	2	4	0-0	0-0	0	0	0-0
Margus Hunt	1	2	3	0.5-4	0-0	0	0	0-0
Shawn Williams	1	1	2	0-0	0-0	0	0	0-0
J.K. Schaffer	0	1	1	0-0	0-0	0	0	0-0

SPECIAL TEAMS*	ST	AT	TT	FF	FR-YDS	BP	BFG	BXP
Jayson DiManche	8	6	14	0	0-0	1	0	0
Cedric Peerman	11	1	12	0	0-0	0	0	0
Shawn Williams	7	3	10	0	0-0	0	0	0
Vincent Rey	6	4	10	0	0-0	0	0	0
Reggie Nelson	5	1	6	0	0-0	0	0	0
J.K. Schaffer	5	1	6	0	0-0	0	0	0
Orson Charles	4	2	6	0	0-0	0	0	0
Andrew Hawkins	3	0	3	0	0-0	0	0	0
Dre Kirkpatrick	3	0	3	0	0-0	0	0	0
Mike Nugent	3	0	3	0	0-0	0	0	0
Marvin Jones	2	1	3	0	0-0	0	0	0
Chris Lewis-Harris	2	1	3	0	0-0	0	0	0
Alex Smith	2	1	3	0	0-0	0	0	0
Taylor Mays	1	1	2	0	1-0	0	0	0
Michael Boley	0	2	2	0	0-0	0	0	0
Brandon Ghee	1	0	1	0	0-0	0	0	0
Clark Harris	1	0	1	0	0-0	0	0	0
Adam Jones	1	0	1	0	0-0	0	0	0
Jeremy Miles	1	0	1	0	0-0	0	0	0
Ryan Whalen	1	0	1	0	0-0	0	0	0
Tony Dye	0	1	1	0	0-0	0	0	0
Carlos Dunlap	0	0	0	0	0-0	0	2	0

MISCELLANEOUS DEFENSE*	ST	AT	TT	FF	FR-YDS
Tyler Eifert.....	5	0	5	0	0-0
A.J. Green.....	3	0	3	0	0-0
BenJarvus Green-Ellis.....	2	0	2	0	0-0
Marvin Jones.....	2	0	2	0	0-0
Mohamed Sanu.....	2	0	2	0	0-0
Andre Smith.....	2	0	2	0	0-0
Andrew Whitworth.....	2	0	2	0	0-0
Clint Boling.....	1	1	2	0	0-0
Andy Dalton.....	1	1	2	0	0-0
Giovani Bernard.....	1	0	1	0	0-0
Jermaine Gresham.....	1	0	1	0	0-0
Andrew Hawkins.....	1	0	1	0	0-0
Dane Sanzenbacher.....	1	0	1	0	0-0
Kevin Zeitler.....	1	0	1	0	0-0

# 2014 STATISTICS

RECORD: 10-5-1

## HEAD COACH: MARVIN LEWIS

(BENGALS WERE WILD CARD QUALIFIER; SEE POSTSEASON PORTION OF TEAM HISTORY SECTION FOR POSTSEASON STATS)

DATE	W-L	SCORE	OPPONENT	ATTENDANCE
9-7	W	23-16	at Baltimore	70,925
9-14	W	24-10	ATLANTA	58,574
9-21	W	33-7	TENNESSEE	56,743
9-28			— BYE —	
10-5	L	17-43	at New England	68,756
10-12	T	37-37 (OT)	CAROLINA	57,053
10-19	L	0-27	at Indianapolis	66,539
10-26	W	27-24	BALTIMORE	55,711
11-2	W	33-23	JACKSONVILLE	60,057
11-6	L	3-24	CLEVELAND	65,871
11-16	W	27-10	at New Orleans	73,073
11-23	W	22-13	at Houston	71,777
11-30	W	14-13	at Tampa Bay	56,340
12-7	L	21-42	PITTSBURGH	65,512
12-14	W	30-0	at Cleveland	67,431
12-22	W	37-28	DENVER	66,107
12-28	L	17-27	at Pittsburgh	64,697

TEAM STATISTICS	BENGALS	OPPONENTS
TOTAL FIRST DOWNS	313	337
Rushing	122	105
Passing	164	197
Penalty	27	35
3rd Down: Made-Att	84-211	79-215
3rd Down Pct.	39.8	36.7
4th Down: Made-Att	7-13	10-19
4th Down Pct.	53.8	52.6
POSSESSION AVG.	30:04	29:56
TOTAL NET YARDS	5568	5749
Avg. Per Game	348.0	359.3
Total Plays	1018	1067
Avg. Per Play	5.5	5.4
NET YARDS RUSHING	2147	1861
Avg. Per Game	134.2	116.3
Total Rushes	492	439
NET YARDS PASSING	3421	3888
Avg. Per Game	213.8	243.0
Sacked-Yards Lost	23-130	20-125
Gross Yards	3551	4013
Att.-Completions	503-323	608-365
Completion Pct.	64.2	60.0
Had Intercepted	17	20
PUNTS-AVG.	73-46.8	75-43.7
Net Punting Avg.	42.1	36.0
PENALTIES-YARDS	102-812	105-876
FUMBLES-BALLS LOST	20-9	15-6
TOUCHDOWNS	40	38
Rushing	19	16
Passing	20	18
Returns	1	4

SCORE BY PERIODS	1	2	3	4	OT	PTS
BENGALS	67	112	90	93	3	365
OPPONENTS	57	65	102	117	3	344

SCORING	TD	TD-R	TD-P	TD-Rt	K-PAT	FG	S	PTS
Mike Nugent	0	0	0	0	39-39	26-33	0	117
Jeremy Hill	9	9	0	0	—	—	0	54
Giovani Bernard	7	5	2	0	—	—	0	42
A.J. Green	6	0	6	0	—	—	0	36
Mohamed Sanu	5	0	5	0	—	—	0	32
Andy Dalton	5	4	1	0	—	—	0	30
Jermaine Gresham	5	0	5	0	—	—	0	30
Rex Burkhead	1	1	0	0	—	—	0	6
Dre Kirkpatrick	1	0	0	1	—	—	0	6
Brandon Tate	1	0	1	0	—	—	0	6
Geno Atkins	0	0	0	0	—	—	1	2
Taylor Mays	0	0	0	0	—	—	1	2
(team)	0	0	0	0	—	—	1	2
BENGALS	40	19	20	1	39-39	26-33	3	365
OPPONENTS	38	16	18	4	34-34	26-32	0	344

**Two-point conversions:** Sanu 1 (1 P). BENGALS 1-1 (0-0 R, 1-1 P), OPPONENTS 2-4 (1-2 R, 1-2 P).

**Fumbles-lost:** Jeremy Hill 5-2, Andy Dalton 3-2, A.J. Green 3-2, Jermaine Gresham 3-0, Brandon Tate 2-1, Jason Campbell 1-1, Dane Sanzenbacher 1-1, Adam Jones 1-0, Cedric Peerman 1-0. BENGALS 20-9, OPPONENTS 15-6.

PASSING	ATT	CMP	YDS	CMP%	YDS/ATT	TD	TD%	INT	INT%	LG	SKD-YDS	RAT
Andy Dalton	481	309	3398	64.2	7.06	19	4.0	17	3.5	81t	21-124	83.5
Jason Campbell	19	11	74	57.9	3.89	0	0.0	0	0.0	38	1-0	66.6
Mohamed Sanu	3	3	79	100.0	26.33	1	33.3	0	0.0	50	1-6	158.3
BENGALS	503	323	3551	64.2	7.06	20	4.0	17	3.4	81t	23-130	84.2
OPPONENTS	608	365	4013	60.0	6.60	18	3.0	20	3.3	94t	20-125	75.8

RUSHING	ATT	YDS	AVG	LG	TD
Jeremy Hill	222	1124	5.1	85t	9
Giovani Bernard	168	680	4.0	89t	5
Andy Dalton	60	169	2.8	20t	4
Mohamed Sanu	7	51	7.3	26	0
Cedric Peerman	15	43	2.9	21	0
James Wright	3	30	10.0	13	0
Rex Burkhead	9	27	3.0	10t	1
Brandon Tate	3	21	7.0	12	0
A.J. Green	2	2	1.0	5	0
Jason Campbell	1	1	1.0	1	0
Ryan Hewitt	1	0	0.0	0	0
Dane Sanzenbacher	1	-1	-1.0	-1	0
BENGALS	492	2147	4.4	89t	19
OPPONENTS	439	1861	4.2	53	16

RECEIVING	REC	YDS	AVG	LG	TD
A.J. Green	69	1041	15.1	81t	6
Jermaine Gresham	62	460	7.4	23	5
Mohamed Sanu	56	790	14.1	76t	5
Giovani Bernard	43	349	8.1	46	2
Jeremy Hill	27	215	8.0	38	0
Brandon Tate	17	193	11.4	50	1
Ryan Hewitt	10	86	8.6	19	0
Dane Sanzenbacher	9	105	11.7	26	0
Rex Burkhead	7	49	7.0	15	0
Greg Little	6	69	11.5	21	0
James Wright	5	91	18.2	30	0
Kevin Brock	5	21	4.2	10	0
Tyler Eifer	3	37	12.3	20	0
Cedric Peerman	3	27	9.0	17	0
Andy Dalton	1	18	18.0	18t	1
BENGALS	323	3551	11.0	81t	20
OPPONENTS	365	4013	11.0	94t	18

INTERCEPTIONS	NO	YDS	AVG	LG	TD
Reggie Nelson	4	30	7.5	31	0
George Iloka	3	58	19.3	28	0
Dre Kirkpatrick	3	32	10.7	30t	1
Adam Jones	3	23	7.7	12	0
Emmanuel Lamur	2	6	3.0	5	0
Dane Sanzenbacher	1	6	6.0	6	0
Rey Mauluga	1	4	4.0	4	0
Terence Newman	1	3	3.0	3	0
Robert Geathers	1	2	2.0	2	0
Leon Hall	1	-3	-3.0	-3	0
BENGALS	20	161	8.1	31	1
OPPONENTS	17	348	20.5	80	2

PUNTING	NO	YDS	AVG	NET	TB	IN-20	LG	BLK.
Kevin Huber	73	3419	46.8	42.1	6	27	69	0
BENGALS	73	3419	46.8	42.1	6	27	69	0
OPPONENTS	75	3277	43.7	36.0	7	19	74	1

PUNT RETURNS	NO	FC	YDS	AVG	LG	TD
Adam Jones	22	1	265	12.0	47	0
Brandon Tate	18	14	174	9.7	49	0
BENGALS	40	15	439	11.0	49	0
OPPONENTS	30	15	226	7.5	71t	1

KICKOFF RETURNS	NO	YDS	AVG	LG	TD
Adam Jones	27	844	31.3	97	0
Brandon Tate	18	397	22.1	31	0
BENGALS	45	1241	27.6	97	0
OPPONENTS	44	1123	25.5	77	0

FIELD GOALS	1-19	20-29	30-39	40-49	50+
Mike Nugent	0-0	6-6	10-12	10-12	0-3
BENGALS	0-0	6-6	10-12	10-12	0-3
OPPONENTS	1-1	7-7	8-9	7-11	3-4

**Mike Nugent:** (49G, 22G, 28G, 46G, 38G, 45B), (31G, 38WR, 49WL, 55SH), (29G), (52SH, 23G), (44G, 38G, 42G, 36WR), (—), (32G, 33G), (31G), (43G), (22G, 42G), (31G, 49G), (—), (—), (44G, 44G, 34G), (37G, 49G, 23G), (39G, 50WR).

**Opponents:** (55WR, 38G), (46G), (40WR, 44WR), (48G, 19G, 23G, 47G, 35G), (39G, 38WR, 44G, 36G), (23G, 50G), (45G, 50G, 53G), (25G), (32G, 44WR), (31G), (36G, 25G), (32G, 42G), (22G, 44G), (—), (49WL), (29G, 25G).

## USUAL STARTERS

OFFENSE	DEFENSE
WR A.J. Green	LDE Carlos Dunlap
LOT Andrew Whitworth	NT Domata Peko
LG Clint Boling	DT Geno Atkins
C Russell Bodine	RDE Wallace Gilberry
RG Kevin Zeitler	SLB Emmanuel Lamur
ROT Andre Smith	MLB Rey Mauluga
TE Jermaine Gresham	WLB Vincent Rey
H-B Ryan Hewitt	LCB Terence Newman
WR Mohamed Sanu	RCB Leon Hall
QB Andy Dalton	SS George Iloka
HB Giovani Bernard	FS Reggie Nelson
Jeremy Hill	

DEFENSE*	ST	AT	TT	SKS-YDS	INT-YDS	PD	FF	FR-YDS
Vincent Rey	61	60	121	0-0	0-0	5	0	0-0
Reggie Nelson	60	32	92	1.5-12.5	4-30	13	0	0-0
Emmanuel Lamur	52	38	90	0-0	2-6	7	0	0-0
George Iloka	48	26	74	0-0	3-58	10	0	0-0
Terence Newman	47	24	71	0-0	1-3	14	0	0-0
Leon Hall	48	19	67	0-0	1-(-3)	8	0	0-0
Carlos Dunlap	40	26	66	8-49.5	0-0	5	2	1-0
Adam Jones	51	12	63	0-0	3-23	11	0	1-0
Rey Mauluga	33	26	59	0-0	1-4	4	0	0-0
Wallace Gilberry	19	29	48	1.5-8.5	0-0	2	0	1-0
Domata Peko	26	20	46	1-0	0-0	0	0	0-0
Geno Atkins	20	14	34	3-23.5	0-0	1	1	0-0
Vontaze Burfitt	15	14	29	0-0	0-0	2	1	1-0
Robert Geathers	10	11	21	1-7	1-2	3	0	0-0
Brandon Thompson	10	11	21	1-9	0-0	0	0	0-0
Devon Still	11	8	19	0-0	0-0	0	0	0-0
Dre Kirkpatrick	12	2	14	0-0	3-32	7	0	0-0
Nico Johnson	7	4	11	0-0	0-0	0	0	0-0
Darqueze Dennard	6	1	7	1-3	0-0	1	0	0-0
Jayson DiManche	4	3	7	0-0	0-0	0	0	0-0
Margus Hunt	4	2	6	1-6	0-0	1	0	0-0
Marquis Flowers	3	2	5	0-0	0-0	1	0	0-0
Will Clarke	2	1	3	0-0	0-0	0	0	1-0
Taylor Mays	2	1	3	1-6	0-0	0	0	0-0
Shawn Williams	0	1	1	0-0	0-0	0	0	0-0
Dane Sanzenbacher	0	0	0	0-0	1-6	1	0	0-0

SPECIAL TEAMS*	ST	AT	TT	FF	FR-YDS	BP	BFG	BXP
Cedric Peerman	14	1	15	0	0-0	0	0	0
Darqueze Dennard	8	2	10	0	0-0	0	0	0
Dre Kirkpatrick	8	1	9	0	0-0	0	0	0
Shawn Williams	6	3	9	0	1-0	0	0	0
Taylor Mays	5	1	6	0	0-0	1	0	0
James Wright	5	0	5	1	0-0	0	0	0
Rex Burkhead	1	3	4	0	0-0	0	0	0
Nico Johnson	1	3	4	0	0-0	0	0	0
Chris Carter	2	1	3	0	0-0	0	0	0
Jayson DiManche	2	1	3	1	0-0	0	0	0
Ryan Hewitt	2	1	3	0	0-0	0	0	0
Reggie Nelson	2	1	3	0	0-0	0	0	0
Marquis Flowers	1	2	3	0	0-0	0	0	0
Mike Nugent	1	1	2	0	0-0	0	0	0
Kevin Brock	1	0	1	0	0-0	0	0	0
Clark Harris	1	0	1	0	0-0	0	0	0
Margus Hunt	1	0	1	0	0-0	0	0	0
Emmanuel Lamur	1	0	1	0	0-0	0	0	0
Terence Newman	1	0	1	0	0-0	0	0	0

MISCELLANEOUS DEFENSE*	ST	AT	TT	FF	FR-YDS
Jeremy Hill .....	5	0	5	0	0-0
Giovani Bernard .....	2	0	2	1	0-0
Clint Boling .....	2	0	2	0	0-0
Andy Dalton .....	2	0	2	0	0-0
Mohamed Sanu .....	2	0	2	0	0-0
Brandon Tate .....	2	0	2	0	0-0
Marshall Newhouse .....	1	1	2	0	0-0
Kevin Brock .....	1	0	1	0	0-0
A.J. Green .....	1	0	1	0	0-0
Ryan Hewitt .....	1	0	1	0	0-0
Andre Smith .....	1	0	1	0	0-0
James Wright .....	1	0	1	0	0-0
Russell Bodine .....	0	1	1	0	0-0
Rex Burkhead .....	0	1	1	0	0-0

# 2015 STATISTICS

RECORD: 12-4-0

## HEAD COACH: MARVIN LEWIS

(BENGALS WON AFC NORTH DIVISION; SEE POSTSEASON  
PORTION OF TEAM HISTORY SECTION FOR POSTSEASON STATS)

DATE	W-L	SCORE	OPPONENT	ATTENDANCE
9-13	W	33-13	at Oakland	54,500
9-20	W	24-19	SAN DIEGO	57,579
9-27	W	28-24	at Baltimore	70,970
10-4	W	36-21	KANSAS CITY	57,498
10-11	W	27-24 (OT)	SEATTLE	65,004
10-18	W	34-21	at Buffalo	69,593
10-25			— BYE —	
11-1	W	16-10	at Pittsburgh	64,750
11-5	W	31-10	CLEVELAND	65,816
11-16	L	6-10	HOUSTON	61,381
11-22	L	31-34	at Arizona	64,745
11-29	W	31-7	ST. LOUIS	61,022
12-6	W	37-3	at Cleveland	64,775
12-13	L	20-33	PITTSBURGH	65,564
12-20	W	24-14	at San Francisco	70,799
12-28	L	17-20 (OT)	at Denver	76,868
1-3	W	24-16	BALTIMORE	57,254

TEAM STATISTICS	BENGALS	OPPONENTS
TOTAL FIRST DOWNS	324	307
Rushing	99	74
Passing	191	202
Penalty	34	31
3rd Down: Made-Att	81-201	86-218
3rd Down Pct.	40.3	39.4
4th Down: Made-Att	7-12	9-20
4th Down Pct.	58.3	45.0
POSSESSION AVG.	30:41	29:19
TOTAL NET YARDS	5728	5453
Avg. Per Game	358.0	340.8
Total Plays	1004	1032
Avg. Per Play	5.7	5.3
NET YARDS RUSHING	1805	1477
Avg. Per Game	112.8	92.3
Total Rushes	467	344
NET YARDS PASSING	3923	3976
Avg. Per Game	245.2	248.5
Sacked-Yards Lost	32-181	42-288
Gross Yards	4104	4264
Att.-Completions	505-334	646-415
Completion Pct.	66.1	64.2
Had Intercepted	9	21
PUNTS-AVG.	69-45.2	77-44.8
Net Punting Avg.	69-40.5	77-38.9
PENALTIES-YARDS	111-917	116-1063
FUMBLES-BALLS LOST	18-8	11-7
TOUCHDOWNS	50	29
Rushing	18	8
Passing	31	18
Returns	1	3

SCORE BY PERIODS	1	2	3	4	OT	PTS
BENGALS	90	126	92	108	3	419
OPPONENTS	37	70	76	93	3	279

SCORING	TD	TD-R	TD-P	TD-Rt	K-PAT	FG	S	PTS
Mike Nugent	0	0	0	0	48-49	23-28	0	117
Tyler Eifert	13	0	13	0	—	—	0	78
Jeremy Hill	12	11	1	0	—	—	0	74
A.J. Green	10	0	10	0	—	—	0	60
Marvin Jones	4	0	4	0	—	—	0	24
Andy Dalton	3	3	0	0	—	—	0	18
Giovani Bernard	2	2	0	0	—	—	0	12
Mohamed Sanu	2	2	0	0	—	—	0	12
Rex Burkhead	1	0	1	0	—	—	0	6
Leon Hall	1	0	0	1	—	—	0	6
Tyler Kroft	1	0	1	0	—	—	0	6
Brandon Tate	1	0	1	0	—	—	0	6
BENGALS	50	18	31	1	48-49	23-28	0	419
OPPONENTS	29	8	18	3	27-27	26-31	0	279

**Two-point conversions:** Jeremy Hill 1 (1 R). BENGALS 1-1 (1-1 R, 0-0 P), OPPONENTS 0-2 (0-0 R, 0-2 P).

**Fumbles-lost:** Andy Dalton 5-2, Jeremy Hill 3-3, Giovani Bernard 2-0, Russell Bodine 2-0, Mohamed Sanu 2-0, Rex Burkhead 1-1, A.J. Green 1-1, AJ McCarron 1-1, Brandon Tate 1-0. BENGALS 18-8, OPPONENTS 11-7.

PASSING	ATT	CMP	YDS	CMP%	YDS/ATT	TD	TD%	INT	INT%	LG	SKD-YDS	RAT
Andy Dalton	386	255	3250	66.1	8.42	25	6.5	7	1.8	80t	20-118	106.3
AJ McCarron	119	79	854	66.4	7.18	6	5.0	2	1.7	66t	12-63	97.1
BENGALS	505	334	4104	66.1	8.13	31	6.1	9	1.8	80t	32-181	104.1
OPPONENTS	646	415	4264	64.2	6.60	18	2.8	21	3.3	64t	42-288	78.9

RUSHING	ATT	YDS	AVG	LG	TD
Jeremy Hill	223	794	3.6	38t	11
Giovani Bernard	154	730	4.7	28	2
Andy Dalton	57	142	2.5	12	3
Mohamed Sanu	10	71	7.1	25t	2
Marvin Jones	5	33	6.6	30	0
AJ McCarron	14	31	2.2	16	0
Rex Burkhead	4	4	1.0	2	0
BENGALS	467	1805	3.9	38t	18
OPPONENTS	344	1477	4.3	69t	8

RECEIVING	REC	YDS	AVG	LG	TD
A.J. Green	86	1297	15.1	80t	10
Marvin Jones	65	816	12.6	47	4
Tyler Eifert	52	615	11.8	31	13
Giovani Bernard	49	472	9.6	45	0
Mohamed Sanu	33	394	11.9	52	0
Jeremy Hill	15	79	5.3	14	1
Tyler Kroft	11	129	11.7	22	1
Rex Burkhead	10	94	9.4	27	1
Ryan Hewitt	8	99	12.4	22	0
Brandon Tate	2	59	29.5	55t	1
Jake Fisher	1	31	31.0	31	0
Mario Alford	1	15	15.0	15	0
C.J. Uzomah	1	4	4.0	4	0
BENGALS	334	4104	12.3	80t	31
OPPONENTS	415	4264	10.3	64t	18

INTERCEPTIONS	NO	YDS	AVG	LG	TD
Reggie Nelson	8	115	14.4	37	0
Adam Jones	3	14	4.7	14	0
Leon Hall	2	19	9.5	19t	1
Vontaze Burfitt	2	16	8.0	16	0
Shawn Williams	2	14	7.0	14	0
Rey Mauluga	1	15	15.0	15	0
Darqueze Dennard	1	10	10.0	10	0
George Iloka	1	0	0.0	0	0
Vincent Rey	1	0	0.0	0	0
Chris Lewis-Harris	0	^1	—	-1	0
BENGALS	21	202	9.6	37	1
OPPONENTS	9	136	15.1	42	1

PUNTING	NO	YDS	AVG	NET	TB	IN-20	LG	BLK.
Kevin Huber	68	3116	45.8	40.5	6	22	67	1
BENGALS	69	3116	45.2	40.5	6	22	67	1
OPPONENTS	77	3449	44.8	38.9	5	25	64	0

PUNT RETURNS	NO	FC	YDS	AVG	LG	TD
Brandon Tate	27	11	171	6.3	18	0
Adam Jones	16	1	179	11.2	35	0
BENGALS	43	12	350	8.1	35	0
OPPONENTS	32	15	203	6.3	21	0

KICKOFF RETURNS	NO	YDS	AVG	LG	TD
Brandon Tate	18	413	22.9	58	0
Adam Jones	10	235	23.5	49	0
Cedric Peerman	4	44	11.0	20	0
Giovani Bernard	1	6	6.0	6	0
Mohamed Sanu	1	2	2.0	2	0
BENGALS	34	700	20.6	58	0
OPPONENTS	46	1041	22.6	35	0

FIELD GOALS	1-19	20-29	30-39	40-49	50+
Mike Nugent	0-0	6-6	5-6	10-13	2-3
BENGALS	0-0	6-6	5-6	10-13	2-3
OPPONENTS	0-0	9-9	6-6	8-12	3-4

**Mike Nugent:** (32G, 35G), (36WR, 21G), (—), (44LU), (31G, 42G), (47G, 39G), (44G, 45G, 42B, 44G), (28G), (42G, 39G), (43G), (21G), (44G, 40G, 20G), (54SH, 46G, 27G), (22G), (45WR, 52G), (52G).

**Opponents:** (—), (40G, 32G, 47WL), (50WR, 21G), (22G, 40G, 51G, 34G, 40G, 29G, 51G), (24G), (—), (32G), (27G), (22G), (24G, 32G), (—), (47G, 47B), (42G, 47G, 45G, 31G), (41B), (23G, 45WL, 37G), (28G, 50G, 49G).

## USUAL STARTERS

OFFENSE	DEFENSE
WR A.J. Green	LDE Carlos Dunlap
LOT Andrew Whitworth	NT Domata Peko
LG Clint Boling	DT Geno Atkins
C Russell Bodine	RDE Michael Johnson
RG Kevin Zeitler	SLB A.J. Hawk
ROT Andre Smith	MLB Rey Mauluga
TE Tyler Eifert	WLB Vontaze Burfitt
H-B Ryan Hewitt	Vincent Rey
WR Marvin Jones	LCB Dre Kirkpatrick
QB Andy Dalton	RCB Adam Jones
HB Jeremy Hill	SS George Iloka
	FS Reggie Nelson

DEFENSE*	ST	AT	TT	SKS-YDS	INT-YDS	PD	FF	FR-YDS
Vincent Rey	62	33	95	1-8	1-0	5	0	0-0
Rey Mauluga	43	32	75	0-0	1-15	3	0	1-0
Vontaze Burfitt	57	17	74	1-10	2-16	5	0	0-0
Reggie Nelson	50	22	72	0-0	8-115	14	0	2-25
Dre Kirkpatrick	63	7	70	0-0	0-0	16	0	0-0
Adam Jones	53	9	62	1-1	3-14	12	1	0-0
Leon Hall	44	11	55	0-0	2-19	9	0	0-0
Carlos Dunlap	37	18	55	13.5-91.5	0-0	1	2	1-21
George Iloka	35	12	47	0-0	1-0	4	0	0-0
Geno Atkins	31	11	42	11-86	0-0	0	1	0-0
Michael Johnson	29	13	42	5-42	0-0	2	3	1-0
Domata Peko	17	18	35	5-32	0-0	1	0	0-0
Emmanuel Lamur	20	12	32	0.5-4	0-0	3	1	0-0
Shawn Williams	22	6	28	0-0	2-14	5	0	0-0
A.J. Hawk	16	8	24	1-8	0-0	0	0	0-0
Wallace Gilberry	16	7	23	2-4	0-0	1	1	0-0
Darqueze Dennard	12	4	16	0-0	1-10	3	0	0-0
Pat Sims	4	12	16	0-0	0-0	0	0	0-0
Josh Shaw	13	2	15	0-0	0-0	1	0	0-0
Brandon Thompson	4	4	8	0.5-0	0-0	0	0	0-0
Chris Carter	2	6	0	0-0	0-0	0	0	1-0
P.J. Dawson	3	2	5	0-0	0-0	1	0	0-0
Will Clarke	3	1	4	0.5-1.5	0-0	1	0	0-0
Chris Lewis-Harris	3	0	3	0-0	0-(-1)	0	0	0-0
Troy Hill	2	1	3	0-0	0-0	0	0	0-0
Cedric Peerman	2	0	2	0-0	0-0	0	1	0-0
Margus Hunt	1	1	2	0-0	0-0	0	0	0-0

SPECIAL TEAMS*	ST	AT	TT	FF	FR-YDS	BP	BFG	BXP
Cedric Peerman	13	4	17	0	0-0	0	0	0
Rex Burkhead	6	5	11	0	0-0	0	0	0
Tyler Kroft	4	6	10	0	0-0	0	0	0
Emmanuel Lamur	7	1	8	0	1-0	0	0	0
Josh Shaw	4	4	8	0	0-0	0	0	0
P.J. Dawson	4	3	7	0	0-0	0	0	0
Clark Harris	4	1	5	0	0-0	0	0	0
Reggie Nelson	2	3	5	0	0-0	0	0	0
Chris Carter	3	1	4	0	0-0	0	0	0
Shawn Williams	3	1	4	0	0-0	0	0	0
Darqueze Dennard	2	2	4	0	0-0	0	0	0
Derron Smith	0	4	4	0	0-0	0	0	0
Troy Hill	3	0	3	0	0-0	0	0	0
Vincent Rey	2	1	3	0	0-0	0	0	0
C.J. Uzomah	1	1	2	0	0-0	0	0	0
Kevin Huber	1	0	1	0	0-0	0	0	0
Mike Nugent	1	0	1	0	0-0	0	0	0
Chris Lewis-Harris	1	0	1	0	0-0	0	0	0
Brandon Tate	0	1	1	0	0-0	0	0	0
Carlos Dunlap	0	0	0	0	0-0	0	2	0

MISCELLANEOUS DEFENSE*	ST	AT	TT	FF	FR-YDS
Marvin Jones	3	1	4	0	0-0
A.J. Green	2	0	2	0	0-0
Ryan Hewitt	2	0	2	0	0-0
Andy Dalton	1	1	2	0	0-0
Tyler Eifert	1	1	2	0	0-0
Mohamed Sanu	1	0	1	0	0-0
Clint Boling	0	1	1	0	0-0

\* NOTE: All defensive statistics above are press box statistics produced at the games.

# 2016 STATISTICS

RECORD: 6-9-1

HEAD COACH: MARVIN LEWIS

DATE	W-L	SCORE	OPPONENT	ATTENDANCE
9-11	W	23-22	at N.Y. Jets	78,160
9-18	L	16-24	at Pittsburgh	65,072
9-25	L	17-29	DENVER	63,850
9-29	W	22-7	MIAMI	60,834
10-9	L	14-28	at Dallas	91,653
10-16	L	17-35	at New England	66,829
10-23	W	31-17	CLEVELAND	65,047
10-30	T	27-27 (OT)	VS. WASHINGTON	84,488
11-6			— BYE —	
11-14	L	20-21	at N.Y. Giants	76,218
11-20	L	12-16	BUFFALO	61,356
11-27	L	14-19	at Baltimore	70,903
12-4	W	32-14	PHILADELPHIA	55,456
12-11	W	23-10	at Cleveland	60,028
12-18	L	20-24	PITTSBURGH	62,096
12-24	L	10-12	at Houston	71,836
1-1	W	27-10	BALTIMORE	54,944

TEAM STATISTICS	BENGALS	OPPONENTS
TOTAL FIRST DOWNS	341	327
Rushing	100	95
Passing	204	196
Penalty	37	36
3rd Down: Made-Att	82-210	86-217
3rd Down Pct.	39.0	39.6
4th Down: Made-Att	7-9	9-19
4th Down Pct.	77.8	47.4
POSSESSION AVG.	29:52	30:08
TOTAL NET YARDS	5711	5612
Avg. Per Game	356.9	350.8
Total Plays	1050	1038
Avg. Per Play	5.4	5.4
NET YARDS RUSHING	1769	1812
Avg. Per Game	110.6	113.3
Total Rushes	446	412
NET YARDS PASSING	3942	3800
Avg. Per Game	246.4	237.5
Sacked-Yards Lost	41-264	33-185
Gross Yards	4206	3985
Att.-Completions	563-364	593-374
Completion Pct.	64.7	63.1
Had Intercepted	8	17
PUNTS-AVERAGE	78-46.3	74-45.0
Net Punting Avg.	78-39.5	74-40.9
PENALTY-YARDS	88-726	105-950
FUMBLES-BALLS LOST	20-9	12-3
TOUCHDOWNS	35	34
Rushing	17	12
Passing	18	22
Returns	0	0

SCORE BY PERIODS	1	2	3	4	OT	PTS
BENGALS	97	94	69	65	0	325
OPPONENTS	71	81	69	94	0	315

SCORING	TD	TD-R	TD-P	TD-Rt	K-PAT	FG	S	PTS
Mike Nugent	0	0	0	0	23-29	23-29	0	92
Jeremy Hill	9	9	0	0	—	—	0	54
Brandon LaFell	6	0	6	0	—	—	0	36
Randy Bullock	0	0	0	0	6-6	5-6	0	21
Tyler Eifert	5	0	5	0	—	—	0	30
Andy Dalton	4	4	0	0	—	—	0	24
A.J. Green	4	0	4	0	—	—	0	24
Giovani Bernard	3	2	1	0	—	—	0	18
Rex Burkhead	2	2	0	0	—	—	0	12
Tyler Boyd	1	0	1	0	—	—	0	6
C.J. Uzomah	1	0	1	0	—	—	0	6
(team)	0	0	0	0	—	—	1	2
BENGALS	35	17	18	0	29-35	28-35	1	325
OPPONENTS	34	12	22	0	28-32	27-31	1	315

**Two-point conversions:** None. BENGALS 0-0 (0-0 R, 0-0 P), OPPONENTS 0-2 (0-1 R, 0-1 P).

**Fumbles-lost:** Andy Dalton 9-3, Adam Jones 3-1, Alex Erickson 3-0, Giovani Bernard 1-1, Tyler Boyd 1-1, Rex Burkhead 1-1, Jake Fisher 1-1, Shawn Williams 1-1. BENGALS 20-9, OPPONENTS 12-3.

PASSING	ATT	CMP	YDS	CMP%	YDS/ATT	TD	TD%	INT	INT%	LG	SKD-YDS	RAT
Andy Dalton	563	364	4206	64.7	7.47	18	3.2	8	1.4	86t	41-264	91.8
BENGALS	563	364	4206	64.7	7.47	18	3.2	8	1.4	86t	41-264	91.8
OPPONENTS	593	374	3985	63.1	6.72	22	3.7	17	2.9	74t	33-185	83.1

RUSHING	ATT	YDS	AVG	LG	TD
Jeremy Hill	222	839	3.8	74t	9
Rex Burkhead	74	344	4.6	17	2
Giovani Bernard	91	337	3.7	17	2
Andy Dalton	46	184	4.0	15	4
Tyler Boyd	4	58	14.5	39	0
Cedric Peerman	6	15	2.5	4	0
Brandon LaFell	1	-2	-2.0	-2	0
James Wright	2	-6	-3.0	2	0
BENGALS	446	1769	4.0	74t	17
OPPONENTS	412	1812	4.4	60t	12

RECEIVING	REC	YDS	AVG	LG	TD
A.J. Green	66	964	14.6	54t	4
Brandon LaFell	64	862	13.5	86t	6
Tyler Boyd	54	603	11.2	30	1
Giovani Bernard	39	336	8.6	32	1
Tyler Eifert	29	394	13.6	71	5
C.J. Uzomah	25	234	9.4	54	1
Jeremy Hill	21	174	8.3	25	0
Cody Core	17	200	11.8	50	0
Rex Burkhead	17	145	8.5	18	0
James Wright	13	106	8.2	15	0
Tyler Kroft	10	92	9.2	21	0
Alex Erickson	6	71	11.8	20	0
Ryan Hewitt	2	13	6.5	8	0
Jake Fisher	1	12	12.0	12	0
BENGALS	364	4206	11.6	86t	18
OPPONENTS	374	3985	10.7	74t	22

INTERCEPTIONS	NO	YDS	AVG	LG	TD
George Iloka	3	21	7.0	21	0
Dre Kirkpatrick	3	21	7.0	21	0
Shawn Williams	3	14	4.7	13	0
Vontaze Burfict	2	54	27.0	47	0
Chris Lewis-Harris	1	11	11.0	11	0
Rey Mauluga	1	9	9.0	9	0
Vincent Rey	1	6	6.0	6	0
Adam Jones	1	2	2.0	2	0
KeiVarae Russell	1	0	0.0	0	0
Josh Shaw	1	0	0.0	0	0
BENGALS	17	138	8.1	47	0
OPPONENTS	8	92	11.5	49	0

PUNTING	NO	YDS	AVG	NET	TB	IN-20	LG	BLK.
Kevin Huber	78	3613	46.3	39.5	8	23	72	0
BENGALS	78	3613	46.3	39.5	8	23	72	0
OPPONENTS	74	3333	45.0	40.9	3	35	68	0

PUNT RETURNS	NO	FC	YDS	AVG	LG	TD
Alex Erickson	28	19	195	7.0	24	0
Adam Jones	10	0	51	5.1	15	0
BENGALS	38	19	246	6.5	24	0
OPPONENTS	38	20	369	9.7	28	0

KICKOFF RETURNS	NO	YDS	AVG	LG	TD
Alex Erickson	29	810	27.9	84	0
Rex Burkhead	6	114	19.0	26	0
Adam Jones	4	79	19.8	23	0
BENGALS	39	1003	25.7	84	0
OPPONENTS	40	891	22.3	65	0

FIELD GOALS	1-19	20-29	30-39	40-49	50+
Mike Nugent	0-0	9-9	9-10	5-7	0-3
Randy Bullock	0-0	4-4	0-0	1-2	0-0
BENGALS	0-0	13-13	9-10	6-9	0-3
OPPONENTS	0-0	9-10	5-6	9-9	4-6

**Mike Nugent:** (33G, 21G, 52WR, 47G), (25G, 33G, 21G), (34G), (42G, 22G, 43G, 22G, 47G), (50WL), (25G), (40WR, 36G, 45RU), (51WL), (25G, 38G), (—), (23G, 36G), (32G, 33G, 26G, 38G), (36WR, 44G), (—), (—).

**Randy Bullock:** (—), (—), (—), (—), (—), (—), (—), (—), (—), (—), (—), (—), (23G, 22G), (43G, 43WR), (23G, 24G).

**Opponents:** (22B, 45G, 20G, 23G), (49G), (20G), (—), (—), (46G, 31G), (28G), (20G, 55SH, 40G, 34WL), (—), (26G, 54G, 20G), (52G, 57G, 54G, 36G), (51RU), (30G), (45G, 49G, 49G, 40G, 49G, 30G), (25G, 22G), (30G).

## USUAL STARTERS

OFFENSE	DEFENSE
WR A.J. Green	LDE Carlos Dunlap
LOT Andrew Whitworth	NT Domata Peko
LG Clint Boling	DT Geno Atkins
C Russell Bodine	RDE Michael Johnson
RG Kevin Zeitler	LB Vincent Rey
ROT Cedric Ogbuehi	LB Vontaze Burfict
TE Tyler Kroft	NDB Josh Shaw
H-B Ryan Hewitt	LCB Dre Kirkpatrick
WR Brandon LaFell	RCB Adam Jones
QB Andy Dalton	SS Shawn Williams
HB Jeremy Hill	FS George Iloka

DEFENSE*	ST	AT	TT	SKS-YDS	INT-YDS	PD	FF	FR-YDS
Karlos Dansby	69	45	114	1-0	0-0	6	0	1-0
Vontaze Burfict	73	28	101	2-11	2-54	8	1	0-0
Shawn Williams	59	22	81	1-4	3-14	5	0	0-0
Vincent Rey	48	31	79	0-0	1-6	7	0	1-10
George Iloka	48	25	73	0-0	3-21	7	0	0-0
Adam Jones	54	12	66	0-0	1-2	7	1	0-0
Carlos Dunlap	30	19	49	8-45	0-0	15	3	0-0
Josh Shaw	31	16	47	0-0	1-0	3	0	0-0
Dre Kirkpatrick	35	11	46	0-0	3-21	10	0	0-0
Michael Johnson	32	13	45	3.5-19	0-0	3	0	0-0
Darqueze Dennard	28	13	41	0-0	0-0	1	0	0-0
Domata Peko	17	20	37	0-0	0-0	3	0	1-0
Pat Sims	15	22	37	1.5-6.5	0-0	0	0	0-0
Geno Atkins	21	11	32	9-63	0-0	0	0	0-0
Rey Mauluga	17	10	27	0-0	1-9	2	0	0-0
Will Clarke	10	5	15	4-15	0-0	1	0	0-0
Nick Vigil	11	3	14	0-0	0-0	1	0	0-0
Margus Hunt	7	7	14	0-0	0-0	2	0	0-0
Wallace Gilberry	8	2	10	2.5-20.5	0-0	0	0	0-0
Derron Smith	3	4	7	0-0	0-0	1	0	0-0
Chris Lewis-Harris	3	1	4	0-0	1-11	2	0	0-0
Clayton Fejedelem	3	0	3	0-0	0-0	0	0	0-0
DeShawn Williams	1	1	2	0.5-1	0-0	0	0	0-0
KeiVarae Russell	0	0	0	0-0	1-0	1	0	0-0

SPECIAL TEAMS*	ST	AT	TT	FF	FR-YDS	BP	BFG	BXP
Rex Burkhead	7	5	12	1	0-0	0	0	0
James Wright	4	7	11	0	0-0	0	0	0
Josh Shaw	7	2	9	0	0-0	0	0	0
Marquis Flowers	8	0	8	0	0-0	0	0	0
Tyler Kroft	5	2	7	0	0-0	0	0	0
Clayton Fejedelem	4	3	7	0	0-0	0	0	0
Nick Vigil	4	3	7	0	0-0	0	0	0
Vincent Rey	3	4	7	0	0-0	0	0	0
Darqueze Dennard	4	2	6	0	0-0	0	0	0
Clark Harris	3	3	6	0	0-0	0	0	0
Margus Hunt	2	1	3	0	0-0	0	1	2
Cedric Peerman	2	1	3	0	0-0	0	0	0
Chykie Brown	2	0	2	0	0-0	0	0	0
Ryan Hewitt	2	0	2	0	0-0	0	0	0
Mike Nugent	1	1	2	0	0-0	0	0	0
Randy Bullock	1	0	1	0	0-0	0	0	0
P.J. Dawson	1	0	1	0	0-0	0	0	0
George Iloka	1	0	1	0	0-0	0	0	0
Trevor Roach	1	0	1	0	0-0	0	0	0
KeiVarae Russell	1	0	1	0	0-0	0	0	0
Derron Smith	1	0	1	0	0-0	0	0	0
Cody Core	0	1	1	0	0-0	0	0	0

MISCELLANEOUS DEFENSE*	ST	AT	TT	FF	FR-YDS
Giovani Bernard	3	0	3	0	0-0
Andrew Whitworth	2	0	2	0	0-0
Clint Boling	1	0	1	0	0-0
Tyler Boyd	1	0	1	0	0-0
Rex Burkhead	1	0	1	0	0-0
Andy Dalton	1	0	1	0	0-0
Tyler Eifert	1	0	1	0	0-0
Ryan Hewitt	1	0	1	0	0-0
Tyler Kroft	1	0	1	0	0-0
Brandon LaFell	1	0	1	0	0-0
C.J. Uzomah	1	0	1	0	0-0
Kevin Zeitler	1	0	1	0	0-0

\* NOTE: All defensive statistics above are press box statistics produced at the games.



# 2017 STATISTICS

RECORD: 7-9-0

HEAD COACH: MARVIN LEWIS

DATE	W-L	SCORE	OPPONENT	ATTENDANCE
9-10-17	L	0-20	BALTIMORE	55,254
9-14-17	L	9-13	HOUSTON	52,942
9-24-17	L	24-27 (OT)	at Green Bay	78,323
10-1-17	W	31-7	at Cleveland	67,431
10-8-17	W	20-16	BUFFALO	52,367
10-15-17			— BYE —	
10-22-17	L	14-29	at Pittsburgh	65,363
10-29-17	W	24-23	INDIANAPOLIS	57,901
11-5-17	L	7-23	at Jacksonville	60,720
11-12-17	L	20-24	at Tennessee	67,432
11-19-17	W	20-17	at Denver	75,707
11-26-17	W	30-16	CLEVELAND	51,710
12-4-17	L	20-23	PITTSBURGH	56,029
12-10-17	L	7-33	CHICAGO	52,002
12-17-17	L	7-34	at Minnesota	66,833
12-24-17	W	26-17	DETROIT	47,732
12-31-17	W	31-27	at Baltimore	70,507

TEAM STATISTICS	BENGALS	OPPONENTS
TOTAL FIRST DOWNS	267	325
Rushing	111	173
Passing	165	173
Penalty	30	41
3rd Down: Made-Att	67-199	98-241
3rd Down Pct.	33.7	40.7
4th Down: Made-Att	5-12	9-19
4th Down Pct.	41.7	47.4
POSSESSION AVG.	27:12	32:48
TOTAL NET YARDS	4488	5425
Avg. Per Game	280.5	339.1
Total Plays	927	1091
Avg. Per Play	4.8	5.0
NET YARDS RUSHING	1366	2046
Avg. Per Game	85.4	127.9
Total Rushes	377	489
NET YARDS PASSING	3122	3379
Avg. Per Game	195.1	211.2
Sacked-Yards Lost	40-264	41-278
Gross Yards	3386	3657
Att.-Completions	510-304	561-336
Completion Pct.	59.6	59.9
Had Intercepted	12	11
PUNTS-AVG.	89-46.1	82-45.2
Net Punting Avg.	89-40.8	82-38.7
PENALTY-TIES-YARDS	110-1027	106-906
FUMBLES-BALLS LOST	22-11	7-3
TOUCHDOWNS	34	35
Rushing	6	13
Passing	25	20
Returns	3	2

SCORE BY PERIODS	1	2	3	4	OT	PTS
BENGALS	67	111	44	68	0	290
OPPONENTS	73	103	62	108	3	349

SCORING	TD	TD-R	TD-P	TD-R	K-PAT	FG	S	PTS
Randy Bullock	0	0	0	0	31-33	18-20	0	85
A.J. Green	8	0	8	0	—	—	0	48
Tyler Kroft	7	0	7	0	—	—	0	42
Giovani Bernard	4	2	2	0	—	—	0	24
Joe Mixon	4	4	0	0	—	—	0	24
Brandon LaFell	3	0	3	0	—	—	0	18
Tyler Boyd	2	0	2	0	—	—	0	12
Darqueze Dennard	1	0	0	1	—	—	0	6
Carlos Dunlap	1	0	0	1	—	—	0	6
Alex Erickson	1	0	1	0	—	—	0	6
William Jackson III	1	0	0	1	—	—	0	6
Josh Malone	1	0	1	0	—	—	0	6
C.J. Uzomah	1	0	1	0	—	—	0	6
Marshall Koehn	0	0	0	0	1-1	0-0	0	1
BENGALS	34	6	25	3	32-34	18-20	0	290
OPPONENTS	35	13	20	2	34-35	35-40	0	349

**Two-point conversions:** None. BENGALS 0-0 (0-0 R, 0-0 P), OPPONENTS 0-0 (0-0 R, 0-0 P).

**Sacks-yards:** Geno Atkins 9-65.5, Carl Lawson 8.5-57, Carlos Dunlap 7.5-41, Michael Johnson 5-36, Chris Smith 3-36, Darqueze Dennard 2-6, Vontaze Burfict 1.5-12, William Jackson III 1-7, Nick Vigil 1-7, Jordan Willis 1-4, Dre Kirkpatrick 1-2, Pat Sims 0.5-4.5. BENGALS 41-278, OPPONENTS 40-264.

**Fumbles-lost:** Alex Erickson 6-1, Andy Dalton 4-4, Joe Mixon 3-2, A.J. Green 2-2, William Jackson III 1-1, John Ross III 1-1, Russell Bodine 1-0, Darqueze Dennard 1-0, Jeremy Hill 1-0, Dre Kirkpatrick 1-0, Brandon LaFell 1-0. BENGALS 22-11. OPPONENTS 7-3.

PASSING	ATT	CMP	YDS	CMP%	YDS/ATT	TD	TD%	INT	INT%	LG	SKD-YDS	RAT
Andy Dalton	496	297	3320	59.9	6.69	25	5.0	12	2.4	77t	39-255	86.6
AJ McCarron	14	7	66	50.0	4.71	0	0.0	0	0.0	27	1-9	63.4
BENGALS	510	304	3386	59.6	6.64	25	4.9	12	2.4	77t	40-264	86.0
OPPONENTS	561	336	3657	59.9	6.52	20	3.6	11	2.0	72	41-278	82.9

RUSHING	ATT	YDS	AVG	LG	TD
Joe Mixon	178	626	3.5	25	4
Giovani Bernard	105	458	4.4	25	2
Jeremy Hill	37	116	3.1	13	0
Andy Dalton	38	99	2.6	25	0
Brian Hill	11	37	3.4	11	0
Alex Erickson	5	16	3.2	14	0
John Ross III	1	12	12.0	12	0
Josh Malone	2	2	1.0	4	0
BENGALS	377	1366	3.6	25	6
OPPONENTS	489	2046	4.2	49t	13

RECEIVING	REC	YDS	AVG	LG	TD
A.J. Green	75	1078	14.4	77t	8
Brandon LaFell	52	548	10.5	45	3
Giovani Bernard	43	389	9.0	61t	2
Tyler Kroft	42	404	9.6	59	7
Joe Mixon	30	287	9.6	67	0
Tyler Boyd	22	225	10.2	49t	2
Alex Erickson	12	180	15.0	37	1
C.J. Uzomah	10	92	9.2	21	1
Josh Malone	6	63	10.5	25t	1
Tyler Eifert	4	46	11.5	22	0
Jeremy Hill	4	16	4.0	10	0
Brian Hill	2	36	18.0	34	0
Ryan Hewitt	2	22	11.0	16	0
BENGALS	304	3386	11.1	77t	25
OPPONENTS	336	3657	10.9	72	20

INTERCEPTIONS	NO	YDS	AVG	LG	TD
Darqueze Dennard	2	109	54.5	89t	1
Dre Kirkpatrick	1	101	101.0	101	0
William Jackson III	1	75	75.0	75t	1
Carlos Dunlap	1	16	16.0	16t	1
George Iloka	1	14	14.0	14	0
Vincent Rey	1	12	12.0	12	0
Shawn Williams	1	7	7.0	7	0
Clayton Fejedelem	1	5	5.0	5	0
Adam Jones	1	0	0.0	0	0
Nick Vigil	1	0	0.0	0	0
BENGALS	11	339	30.8	101	3
OPPONENTS	12	151	12.6	31t	1

PUNTING	NO	YDS	AVG	NET	TB	IN-20	LG	BLK.
Kevin Huber	88	4101	46.6	40.8	3	32	63	1
BENGALS	89	4101	46.1	40.8	3	32	63	1
OPPONENTS	82	3704	45.2	38.7	6	29	74	1

PUNT RETURNS	NO	FC	YDS	AVG	LG	TD
Alex Erickson	39	19	278	7.1	29	0
Adam Jones	6	0	131	21.8	40	0
Darqueze Dennard	1	0	0	0.0	0	0
William Jackson III	1	0	0	0.0	0	0
BENGALS	47	19	409	8.7	40	0
OPPONENTS	43	23	410	9.5	63t	1

KICKOFF RETURNS	NO	YDS	AVG	LG	TD
Alex Erickson	32	663	20.7	41	0
Giovani Bernard	1	7	7.0	7	0
Cethan Carter	1	0	0.0	0	0
BENGALS	34	670	19.7	41	0
OPPONENTS	35	811	23.2	87	0

FIELD GOALS	1-19	20-29	30-39	40-49	50+
Randy Bullock	0-0	6-6	7-8	4-5	1-1
BENGALS	0-0	6-6	7-8	4-5	1-1
OPPONENTS	0-0	16-16	11-11	6-9	2-4

**Randy Bullock:** (—), (39G, 29G, 30G), (48WR, 46G), (41G), (30G, 29G), (—), (29G, 34B), (—), (—), (—), (31G, 49G, 21G), (35G, 41G), (—), (—), (29G, 27G, 35G, 51G), (32G).

**Opponents:** (25G, 25G), (26G, 42G), (28G, 27G), (48WR), (31G, 38G, 28G), (22G, 24G, 41G, 49G, 25G), (29G, 33G, 29G), (32G, 56G, 25G), (48WR, 44G), (61B, 45G), (27G, 43WL, 21G, 39G), (30G, 37G, 38G), (34G, 27G), (53G, 35G), (23G, 50SH), (46G, 34G).

## USUAL STARTERS

OFFENSE	DEFENSE
WR A.J. Green	LDE Carlos Dunlap
LOT Cedric Ogbuehi	NT Pat Sims
LG Clint Boling	DT Andrew Billings
C Russell Bodine	DE Geno Atkins
RG Trey Hopkins	RDE Michael Johnson
ROT Jake Fisher	SLB Nick Vigil
	MLB Kevin Minter
TE Tyler Kroft	WLB Vincent Rey
WR Josh Malone	LCB Dre Kirkpatrick
WR Brandon LaFell	RCB Adam Jones
QB Andy Dalton	SS Shawn Williams
HB Jeremy Hill	FS George Iloka
Joe Mixon	

DEFENSE*	ST	AT	TT	SKS-YDS	INT-YDS	PD	FF	FR-YDS
Vincent Rey	52	32	84	0-0	1-12	1	0	0-0
Darqueze Dennard	59	24	83	2-6	2-109	6	0	0-0
George Iloka	54	25	79	0-0	1-14	5	0	0-0
Nick Vigil	43	34	77	1-7	1-0	5	0	0-0
Vontaze Burfict	48	21	69	1.5-12	0-0	2	1	0-0
Dre Kirkpatrick	47	8	55	1-2	1-101	14	1	0-0
Michael Johnson	35	14	49	5-36	0-0	1	0	0-0
Shawn Williams	35	14	49	0-0	1-7	3	0	2-0
Carlos Dunlap	35	11	46	7.5-41	1-16	7	1	0-0
Geno Atkins	29	17	46	9-65.5	0-0	0	0	0-0
Clayton Fejedelem	22	20	42	0-0	1-5	2	0	0-0
Josh Shaw	28	6	34	0-0	0-0	3	0	0-0
Jordan Evans	24	9	33	0-0	0-0	2	0	0-0
Kevin Minter	16	16	32	0-0	0-0	0	0	0-0
Chris Smith	17	9	26	3-36	0-0	2	1	0-0
William Jackson III	19	6	25	1-7	1-75	14	0	0-0
Jordan Willis	17	8	25	1-4	0-0	0	0	0-0
Pat Sims	9	16	25	0.5-4.5	0-0	0	0	0-0
Adam Jones	19	4	23	0-0	1-4	4	0	0-0
Ryan Glasgow	12	11	23	0-0	0-0	0	0	0-0
Carl Lawson	10	6	16	8.5-57	0-0	0	0	0-0
Hardy Nickerson	12	2	14	0-0	0-0	1	0	0-0
Andrew Billings	9	4	13	0-0	0-0	0	0	0-0
KeiVarae Russell	8	0	8	0-0	0-0	0	0	0-0
Brandon Bell	4	3	7	0-0	0-0	0	0	0-0
Tony McRae	2	0	2	0-0	0-0	0	0	0-0
Alex Erickson	1	0	1	0-0	0-0	0	0	0-0
A.J. Green	0	0	0	0-0	0-0	1	0	0-0

SPECIAL TEAMS*	ST	AT	TT	FF	FR-YDS	BP	BFG	BXP
Clayton Fejedelem .....	12	3	15	0	0-0	0	0	0
C.J. Uzomah .....	9	3	12	0	0-0	0	0	0
Cethan Carter .....	7	2	9	0	0-0	0	0	0
Brandon Wilson .....	4	1	5	0	0-0	0	0	0
Jordan Evans .....	3	2	5	0	0-0	0	0	0
Cody Core .....	4	0	4	0	0-0	0	0	0
Clark Harris .....	2	2	4	0	0-0	0	0	0
Hardy Nickerson .....	0	4	4	0	0-0	0	0	0
Brian Hill .....	3	0	3	0	0-0	0	0	0
Brandon Bell .....	2	1	3	0	0-0	0	0	0
Darqueze Dennard .....	2	0	2	0	0-0	0	0	0
Alex Erickson .....	2	0	2	0	0-0	0	0	0
William Jackson III .....	2	0	2	0	0-0	0	0	0
Josh Shaw .....	2	0	2	0	0-0	0	0	0
Nick Vigil .....	2	0	2	0	0-0	0	0	0
Ryan Hewitt .....	1	1	2	0	0-0	0	0	0
Tony McRae .....	1	1	2	0	0-0	0	0	0
Kevin Huber .....	1	0	1	0	0-0	0	0	0
Marshall Koehn .....	1	0	1	0	0-0	0	0	0
Tyler Kroft .....	1	0	1	0	0-0	0	0	0
KeiVarae Russell .....	1	0	1	0	0-0	0	1	0
Derron Smith .....	1	0	1	0	0-0	0	0	0
George Iloka .....	0	1	1	0	0-0	0	0	0
Josh Malone .....	0	1	1	0	0-0	0	0	0
Vincent Rey .....	0	1	1	0	0-0	0	0	0
Jordan Willis .....	0	0	0	0	0-0	1	0	0



# 2018 STATISTICS

RECORD: 6-10-0

HEAD COACH: MARVIN LEWIS

DATE	W-L	SCORE	OPPONENT	ATTENDANCE
9-9-18	W	34-23	at Indianapolis	58,699
9-13-18	W	34-23	BALTIMORE	50,018
9-23-18	L	21-31	at Carolina	72,161
9-30-18	W	37-36	at Atlanta	71,985
10-7-18	W	27-17	MIAMI	52,708
10-14-18	L	21-28	PITTSBURGH	60,594
10-21-18	L	10-45	at Kansas City	75,676
10-28-18	W	37-34	TAMPA BAY	45,134
11-4-18			— BYE —	
11-11-18	L	14-51	NEW ORLEANS	52,492
11-18-18	L	21-24	at Baltimore	70,077
11-25-18	L	20-35	CLEVELAND	56,122
12-2-18	L	10-24	DENVER	44,392
12-9-18	L	21-26	at L.A. Chargers	25,358
12-16-18	W	30-16	OAKLAND	44,568
12-23-18	L	18-26	at Cleveland	67,431
12-30-18	L	13-16	at Pittsburgh	63,874

TEAM STATISTICS	BENGALS	OPPONENTS
TOTAL FIRST DOWNS	304	372
Rushing	92	125
Passing	182	221
Penalty	30	26
3rd Down: Made-Att	69-187	109-223
3rd Down Pct.	36.9	48.9
4th Down: Made-Att	9-17	11-17
4th Down Pct.	52.9	64.7
POSSESSION AVG.	27:27	32:33
TOTAL NET YARDS	4972	6618
Avg. Per Game	310.8	413.6
Total Plays	938	1084
Avg. Per Play	5.3	6.1
NET YARDS RUSHING	1682	2204
Avg. Per Game	105.1	137.8
Total Rushes	359	466
NET YARDS PASSING	3290	4414
Avg. Per Game	205.6	275.9
Sacked-Yards Lost	37-279	34-173
Gross Yards	3569	4587
Att.-Completions	542-331	584-389
Completion Pct.	61.1	66.6
Had Intercepted	13	12
PUNTS-AVG.	72-43.3	54-42.3
Net Punting Avg.	72-39.4	54-37.6
PENALTY-TIES-YARDS	114-957	113-944
FUMBLES-BALLS LOST	11-4	14-6
TOUCHDOWNS	45	51
Rushing	13	17
Passing	27	32
Returns	5	2

SCORE BY PERIODS	1	2	3	4	OT	PTS
BENGALS	69	125	55	119	0	368
OPPONENTS	59	203	109	84	0	455

SCORING	TD	TD-R	TD-P	TD-Rt	K-PAT	FG	S	PTS
Randy Bullock	0	0	0	0	39-41	19-23	0	96
Joe Mixon	9	8	1	0	—	—	0	54
Tyler Boyd	7	0	7	0	—	—	0	42
John Ross III	7	0	7	0	—	—	0	42
A.J. Green	6	0	6	0	—	—	0	36
Giovani Bernard	3	3	0	0	—	—	0	18
C.J. Uzomah	3	0	3	0	—	—	0	18
Jeff Driskel	2	2	0	0	—	—	0	12
Cody Core	1	0	1	0	—	—	0	8
Jessie Bates III	1	0	0	1	—	—	0	6
Tyler Eifert	1	0	1	0	—	—	0	6
Clayton Fejedelem	1	0	0	1	—	—	0	6
Sam Hubbard	1	0	0	1	—	—	0	6
Michael Johnson	1	0	0	1	—	—	0	6
Matt Lengel	1	0	1	0	—	—	0	6
Shawn Williams	1	0	0	1	—	—	0	6
BENGALS	45	13	27	5	39-41	19-23	0	368
OPPONENTS	51	17	32	2	44-46	33-36	0	455

**Two-point conversions:** Core 1. BENGALS 1-4 (0-0 R,1-4 P), OPPONENTS 3-5 (1-1 R, 2-4 P).

**Sacks-yards:** Geno Atkins 10-55, Carlos Dunlap 8-32, Sam Hubbard 6-37, Andrew Billings 2.5-14.5, Christian Ringo 1.5-12.5, Jordan Evans 1.5-0, Adolphus Washington 1-8, Carl Lawson 1-7, Jordan Willis 1-7, Shawn Williams 1-0, Michael Johnson 0.5-0. BENGALS 34-173, OPPONENTS 37-279.

**Fumbles-lost:** Jeff Driskel 4-1, A.J. Green 2-1, Alex Erickson 1-1, Billy Price 1-1, Andy Dalton 1-0, Clayton Fejedelem 1-0, Darius Phillips 1-0. BENGALS 11-4. OPPONENTS 14-6.

PASSING	ATT	CMP	YDS	CMP%	YDS/ATT	TD	TD%	INT	INT%	LG	SKD-YDS	RAT
Andy Dalton	365	226	2566	61.9	7.03	21	5.8	11	3.0	49	21-157	89.6
Jeff Driskel	176	105	1003	59.7	5.70	6	3.4	2	1.1	37	16-122	82.2
Tyler Boyd	1	0	0	0.0	0.00	0	0.0	0	0.0	—	0-0	39.6
BENGALS	542	331	3569	61.1	6.58	27	5.0	13	2.4	49	37-279	87.0
OPPONENTS	584	389	4587	66.6	7.85	32	5.5	12	2.1	72t	34-173	100.0

RUSHING	ATT	YDS	AVG	LG	TD
Joe Mixon	237	1168	4.9	51	8
Giovani Bernard	56	211	3.8	23	3
Jeff Driskel	25	130	5.2	27t	2
Andy Dalton	16	99	6.2	21	0
Mark Walton	14	34	2.4	10	0
Alex Erickson	3	22	7.3	14	0
John Ross III	4	9	2.3	7	0
Clayton Fejedelem	2	6	3.0	6	0
Tyler Boyd	2	3	1.5	5	0
BENGALS	359	1682	4.7	51	13
OPPONENTS	466	2204	4.7	65t	17

RECEIVING	REC	YDS	AVG	LG	TD
Tyler Boyd	76	1028	13.5	49	7
A.J. Green	46	694	15.1	38t	6
C.J. Uzomah	43	439	10.2	29	3
Joe Mixon	43	296	6.9	21	1
Giovani Bernard	35	218	6.2	26	0
John Ross III	21	100	4.8	39t	7
Alex Erickson	20	167	8.4	28	0
Tyler Eifert	15	179	11.9	29	1
Cody Core	13	160	12.3	30t	1
Mark Walton	5	41	8.2	24	0
Tyler Kofft	4	36	9.0	16	0
Auden Tate	4	35	8.8	15	0
Matt Lengel	3	17	5.7	9	1
Jordan Franks	2	37	18.5	32	0
Josh Malone	1	12	12.0	12	0
BENGALS	331	3569	10.8	49	27
OPPONENTS	389	4587	11.8	72t	32

INTERCEPTIONS	NO	YDS	AVG	LG	BLK
Shawn Williams	5	131	26.2	58t	1
Jessie Bates III	3	42	14.0	21t	1
Preston Brown	2	20	10.0	18	0
Michael Johnson	1	22	22.0	22t	1
Jordan Evans	1	7	7.0	7	0
BENGALS	12	222	18.5	58t	3
OPPONENTS	13	221	17.0	78	1

PUNTING	NO	YDS	AVG	NET	IN-20	LG	BLK
Kevin Huber	71	3119	43.9	39.4	3	29	69
BENGALS	72	3119	43.3	39.4	3	29	69
OPPONENTS	54	2284	42.3	37.6	1	22	69

PUNT RETURNS	NO	FC	YDS	AVG	LG	TD
Alex Erickson	20	20	212	10.6	38	0
Darius Phillips	2	1	24	12.0	16	0
BENGALS	22	21	236	10.7	38	0
OPPONENTS	30	24	220	7.3	71t	1

KICKOFF RETURNS	NO	YDS	AVG	LG	TD
Alex Erickson	40	1049	26.2	77	0
Giovani Bernard	2	25	12.5	14	0
Brandon Wilson	1	-3	-3.0	-3	0
BENGALS	43	1071	24.9	77	0
OPPONENTS	31	705	22.7	53	0

FIELD GOALS	1-19	20-29	30-39	40-49	50+
Randy Bullock	0-0	4-4	7-8	6-6	2-5
BENGALS	0-0	4-4	7-8	6-6	2-5
OPPONENTS	0-0	11-11	9-9	7-7	6-9

**Randy Bullock:** (42G, 39G), (28G, 40G), (53WL), (36G), (37B, 51G, 20G), (—), (33G), (44G), (—), (52WR), (54B), (35G), (47G, 23G, 46G), (34G, 38G, 23G), (51G), (49G, 32G).

**Opponents:** (21G, 38G, 51G, 55SH), (55G), (40G), (55G, 28G, 32G), (42G), (21G, 24G), (53WL, 26G), (25G, 38G), (29G, 42G, 41G), (28G, 56G, 24G), (—), (50WL, 29G), (59G, 31G, 32G, 45G), (50G, 27G, 40G), (37G, 31G), (39G, 47G, 35G).

## USUAL STARTERS

OFFENSE	DEFENSE
WR A.J. Green	LDE Carlos Dunlap
WR John Ross	NT Andrew Billings
LOT Cordy Glenn	DT Geno Atkins
LG Clint Boling	RDE Michael Johnson
C Billy Price	LB Nick Vigil
Trey Hopkins	LB Preston Brown
RG Alex Redmond	Hardy Nickerson
ROT Bobby Hart	NDB Darqueze Dennard
TE C.J. Uzomah	LCB Dre Kirkpatrick
WR Alex Erickson	RCB William Jackson
WR Tyler Boyd	SS Shawn Williams
QB Andy Dalton	FS Jessie Bates
HB Joe Mixon	

DEFENSE*	ST	AT	TT	SKS-YDS	INT-YDS	PD	FF	FR-YDS
Jessie Bates III	73	38	111	0-0	3-42	7	0	0-0
Shawn Williams	79	29	108	1-0	5-131	9	1	0-0
Nick Vigil	62	22	84	0-0	0-0	3	0	1-0
Darqueze Dennard	53	14	67	0-0	0-0	6	2	1-0
Jordan Evans	38	21	59	1.5-0	1-7	3	0	0-0
Hardy Nickerson	36	18	54	0-0	0-0	1	1	0-0
Carlos Dunlap	31	16	47	8-32	0-0	8	2	1-0
Geno Atkins	24	21	45	10-55	0-0	0	0	0-0
Preston Brown	27	15	42	0-0	2-20	4	0	0-0
Dre Kirkpatrick	35	6	41	0-0	0-0	9	0	0-0
William Jackson III	34	7	41	0-0	0-0	13	0	0-0
Sam Hubbard	27	12	39	6-37	0-0	2	1	1-19
Michael Johnson	18	15	33	0.5-0	1-22	2	0	0-0
Vontaze Burfitt	16	17	33	0-0	0-0	3	0	0-0
Andrew Billings	22	10	32	2.5-14.5	0-0	0	0	0-0
Clayton Fejedelem	18	4	22	0-0	0-0	0	1	1-83
Jordan Willis	15	5	20	1-7	0-0	1	0	1-0
Darius Phillips	18	1	19	0-0	0-0	2	1	0-0
Vincent Rey	8	6	14	0-0	0-0	0	0	0-0
KeiVarae Russell	9	3	12	0-0	0-0	1	0	0-0
Ryan Glasgow	6	5	11	0-0	0-0	0	0	0-0
Christian Ringo	6	4	10	1.5-12.5	0-0	0	0	0-0
Josh Tupou	6	3	9	0-0	0-0	0	0	0-0
Carl Lawson	4	2	6	1-7	0-0	0	0	0-0
Adolphus Washington	4	6	1	1-8	0-0	0	0	0-0
Niles Scott	4	0	4	0-0	0-0	0	0	0-0
Tony McRae	2	1	3	0-0	0-0	1	0	0-0
Malik Jefferson	1	2	3	0-0	0-0	0	0	0-0
Brandon Wilson	0	2	2	0-0	0-0	0	0	0-0

SPECIAL TEAMS*	ST	AT	TT	FF	FR-YDS	BP	BFG	BXP
Clayton Fejedelem	5	8	13	0	0-0	1	0	0
Brandon Wilson	6	3	9	0	0-0	0	0	0
Malik Jefferson	4	3	7	0	0-0	0	0	0
Tony McRae	2	4	6	1	0-0	0	0	0
Mark Walton	4	1	5	0	0-0	0	0	0
Vincent Rey	3	2	5	0	0-0	0	0	0
Brandon Bell	2	2	4	0	0-0	0	0	0
Cody Core	2	1	3	0	0-0	0	0	0
Hardy Nickerson	2	1	3	0	0-0	0	0	0
Clark Harris	1	2	3	0	0-0	0	0	0
Darius Phillips	1	2	3	0	0-0	0	0	0
Alex Erickson	2	0	2	0	0-0	0	0	0
Jordan Evans	2	0	2	0	0-0	0	0	0
Shawn Williams	2	0	2	0	0-0	0	0	0
Chris Worley	1	1	2	0	0-0	0	0	0
Tra Carson	1	0	1	0	0-0	0	0	0
Darqueze Dennard	1	0	1	0	0-0	0	0	0
Jordan Franks	1	0	1	0	0-0	0	0	0
Davontae Harris	1	0	1	0	0-0	0	0	0
Tyler Kofft	1	0	1	0	0-0	0	0	0
Matt Lengel	0	1	1	0	0-0	0	0	0
Auden Tate	0	1	1	0	0-0	0	0	0

# OFFENSE/DEFENSE YEAR-BY-YEAR TOTALS

OFFENSE							DEFENSE						
YEAR	PLAYS	FIRST DOWNS	NET YDS RUSH	NET YDS PASS	TOTAL NET YDS	PTS	YEAR	PLAYS	FIRST DOWNS	NET YDS RUSH	NET YDS PASS	TOTAL NET YDS	PTS
1968	772	171	1807	1619	3426	215	1968	916	275	2097	2620	4717	329
1969	728	172	1523	2345	3868	280	1969	935	278	2651	2686	5337	367
1970	831	210	2057	1870	3927	312	1970	874	236	1543	2635	4178	255
1971	867	236	2142	2124	4266	284	1971	811	213	1778	2128	3906	265
1972	899	255	1996	2321	4317	299	1972	794	207	1815	1737	3552	229
1973	871	252	2236	2276	4512	286	1973	840	219	1807	1898	3705	231
1974	835	260	1978	2511	4489	283	1974	892	256	2152	1790	3942	259
1975	966	295	1819	3241	5060	340	1975	889	241	2194	1729	3923	246
1976	878	238	2109	2191	4300	335	1976	930	234	1912	1758	3670	210
1977	904	248	1861	2333	4194	238	1977	901	253	1897	2227	4124	235
1978	1034	271	2131	2741	4872	252	1978	1036	269	2396	2236	4632	284
1979	1049	289	2329	2310	4639	337	1979	1052	334	2219	3692	5911	421
1980	1060	283	2069	2815	4884	244	1980	995	286	1680	3124	4804	312
1981	1078	361	1973	3995	5968	421	1981	1055	324	1881	3408	5289	304
1982	606	207	949	2339	3288	232	1982	551	170	850	2043	2893	177
1983	1036	327	2104	3183	5287	346	1983	973	276	1499	2828	4327	302
1984	1081	339	2179	3301	5480	339	1984	1034	322	1868	3391	5259	339
1985	1062	344	2183	3717	5900	441	1985	1019	337	1999	3664	5663	437
1986	1046	348	2533	3957	6490	409	1986	1051	336	2122	3152	5274	394
1987	1045	319	2164	3213	5377	285	1987	937	286	1641	3056	4697	370
1988	985	351	2710	3347	6057	448	1988	1059	322	2048	3134	5182	329
1989	1083	348	2483	3618	6101	404	1989	997	280	2162	3135	5297	285
1990	943	277	2120	2943	5063	360	1990	1010	308	2085	3520	5605	352
1991	993	286	1811	3158	4969	263	1991	980	308	1662	3990	5652	435
1992	934	248	1976	1943	3919	274	1992	1024	319	2007	3326	5333	364
1993	986	239	1511	2541	4052	187	1993	1000	306	2220	2798	5018	319
1994	990	267	1556	3236	4792	276	1994	1053	310	1906	3248	5154	406
1995	975	288	1439	3753	5192	349	1995	1127	355	2104	4245	6349	374
1996	1088	332	1793	3432	5225	372	1996	1047	317	1643	3826	5469	369
1997	1002	310	1966	3316	5282	355	1997	1091	351	2223	3459	5682	405
1998	979	271	1639	3185	4824	268	1998	992	310	2612	3151	5763	452
1999	1039	293	2051	3226	5277	283	1999	1011	316	1699	3798	5497	460
2000	1001	254	2314	1946	4260	185	2000	1068	307	1925	3562	5487	359
2001	1071	294	1712	3088	4800	226	2001	1013	281	1675	3157	4832	309
2002	1054	315	1730	3476	5206	279	2002	976	315	2003	3262	5265	456
2003	1038	313	1987	3342	5329	346	2003	999	320	2218	3402	5620	384
2004	1004	286	1839	3301	5140	374	2004	1031	303	2062	3303	5365	372
2005	1018	342	1910	3820	5730	421	2005	976	321	1850	3569	5419	350
2006	994	313	1629	3833	5462	373	2006	1038	337	1863	3818	5681	331
2007	1008	320	1556	4012	5568	380	2007	1011	313	1893	3687	5580	385
2008	984	245	1520	2406	3926	204	2008	1013	296	1921	3287	5208	364
2009	1011	295	2056	2890	4946	305	2009	980	276	1573	3249	4822	291
2010	1046	317	1522	3767	5289	322	2010	957	290	1843	3469	5312	395
2011	1015	285	1778	3340	5118	344	2011	1009	284	1675	3385	5060	323
2012	1016	292	1745	3578	5323	391	2012	1034	307	1715	3400	5115	320
2013	1097	330	1755	4136	5891	430	2013	1042	282	1544	3344	4888	305
2014	1018	313	2147	3421	5568	365	2014	1067	337	1861	3888	5749	344
2015	1004	324	1805	3923	5728	419	2015	1032	307	1477	3976	5453	279
2016	1050	341	1769	3942	5711	325	2016	1038	327	1812	3800	5612	315
2017	927	267	1366	3122	4488	290	2017	1091	325	2046	3379	5425	349
2018	938	304	1682	3290	4972	368	2018	1084	372	2204	4414	6618	455

# OFFENSE/DEFENSE YEAR-BY-YEAR RANKINGS

OFFENSE				DEFENSE			
YEAR	TOTAL	RUSH	PASS	YEAR	TOTAL	RUSH	PASS
1968 (AFL/10 teams)	8 (244.7)	3 (129.1)	9 (115.6)	1968 (AFL/10 teams)	8 (336.9)	9 (149.8)	6 (187.1)
1969 (AFL/10 teams)	7 (276.3)	7 (108.8)	T-7 (167.5)	1969 (AFL/10 teams)	10 (381.2)	10 (189.4)	7 (191.9)
1970 (26 teams)	16 (280.5)	4 (146.9)	21 (133.6)	1970 (26 teams)	20 (298.4)	9 (110.2)	25 (188.2)
1971 (26 teams)	6 (304.7)	6 (153.0)	T-14 (151.7)	1971 (26 teams)	12 (279.0)	13 (127.0)	13 (152.0)
1972 (26 teams)	9 (308.4)	14 (142.6)	9 (165.8)	1972 (26 teams)	3 (253.7)	12 (129.6)	4 (124.1)
1973 (26 teams)	5 (322.3)	7 (159.7)	8 (162.6)	1973 (26 teams)	8 (264.6)	8 (129.1)	13 (135.6)
1974 (26 teams)	4 (320.6)	12 (141.3)	4 (179.4)	1974 (26 teams)	11 (281.6)	22 (153.7)	4 (127.9)
1975 (26 teams)	2 (361.4)	17 (129.9)	*1 (231.5)	1975 (26 teams)	7 (280.2)	18 (156.7)	2 (123.5)
1976 (28 teams)	15 (307.1)	15 (150.6)	13 (156.5)	1976 (28 teams)	5 (262.1)	11 (136.6)	3 (125.6)
1977 (28 teams)	13 (299.6)	T-18 (132.9)	7 (166.6)	1977 (28 teams)	21 (294.6)	13 (135.5)	23 (159.1)
1978 (28 teams)	11 (304.5)	18 (133.2)	10 (171.3)	1978 (28 teams)	10 (289.5)	T-19 (149.8)	3 (139.8)
1979 (28 teams)	23 (289.9)	11 (145.6)	24 (144.4)	1979 (28 teams)	28 (369.4)	16 (138.7)	27 (230.8)
1980 (28 teams)	19 (305.3)	12 (129.3)	21 (175.9)	1980 (28 teams)	9 (300.3)	4 (105.0)	13 (195.3)
1981 (28 teams)	2 (373.0)	17 (123.3)	3 (249.7)	1981 (28 teams)	12 (330.6)	9 (117.6)	22 (213.0)
1982 (28 teams)	2 (365.3)	20 (105.4)	3 (259.9)	1982 (28 teams)	18 (321.4)	3 (94.4)	22 (227.0)
1983 (28 teams)	14 (330.4)	16 (131.5)	14 (198.9)	1983 (28 teams)	*1 (270.4)	T-2 (93.7)	3 (176.8)
1984 (28 teams)	5 (342.5)	T-6 (136.2)	T-13 (206.3)	1984 (28 teams)	13 (328.7)	11 (116.8)	18 (211.9)
1985 (28 teams)	3 (368.8)	12 (136.4)	4 (232.3)	1985 (28 teams)	22 (353.9)	15 (124.9)	24 (229.0)
1986 (28 teams)	*1 (405.6)	2 (158.3)	3 (247.3)	1986 (28 teams)	20 (329.6)	22 (132.6)	10 (197.0)
1987 (28 teams)	5 (358.5)	4 (144.3)	9 (214.2)	1987 (28 teams)	8 (313.1)	8 (109.4)	14 (203.7)
1988 (28 teams)	*1 (378.6)	*1 (169.4)	11 (209.2)	1988 (28 teams)	15 (323.9)	18 (128.0)	10 (195.9)
1989 (28 teams)	3 (381.3)	*1 (155.2)	7 (226.1)	1989 (28 teams)	7 (331.1)	10 (135.1)	9 (195.9)
1990 (28 teams)	9 (316.4)	5 (132.5)	15 (183.9)	1990 (28 teams)	25 (350.3)	22 (130.3)	26 (220.0)
1991 (28 teams)	14 (310.6)	12 (113.2)	11 (197.4)	1991 (28 teams)	28 (353.3)	13 (103.9)	28 (249.4)
1992 (28 teams)	26 (244.9)	8 (123.5)	27 (121.4)	1992 (28 teams)	26 (333.3)	24 (125.4)	25 (207.9)
1993 (28 teams)	27 (253.3)	24 (94.4)	27 (158.8)	1993 (28 teams)	16 (313.6)	27 (138.8)	2 (174.9)
1994 (28 teams)	18 (299.5)	18 (97.3)	18 (202.3)	1994 (28 teams)	15 (322.1)	23 (119.1)	9 (203.0)
1995 (30 teams)	17 (324.5)	24 (89.9)	11 (234.6)	1995 (30 teams)	30 (396.8)	26 (131.5)	29 (265.3)
1996 (30 teams)	10 (326.6)	13 (112.1)	12 (214.5)	1996 (30 teams)	25 (341.8)	12 (102.7)	29 (239.1)
1997 (30 teams)	10 (330.1)	9 (122.9)	13 (207.3)	1997 (30 teams)	28 (355.1)	29 (138.9)	21 (216.2)
1998 (30 teams)	17 (301.5)	19 (102.4)	17 (199.1)	1998 (30 teams)	28 (360.2)	30 (163.3)	12 (196.9)
1999 (31 teams)	15 (329.8)	T-6 (128.2)	23 (201.6)	1999 (31 teams)	25 (343.6)	16 (106.2)	28 (237.4)
2000 (31 teams)	29 (266.3)	2 (144.6)	31 (121.6)	2000 (31 teams)	22 (342.9)	24 (120.3)	23 (222.6)
2001 (31 teams)	23 (300.0)	T-18 (107.0)	23 (193.0)	2001 (31 teams)	9 (302.0)	11 (104.7)	12 (197.3)
2002 (32 teams)	18 (325.4)	21 (108.1)	13 (217.3)	2002 (32 teams)	17 (329.1)	22 (125.2)	13 (203.9)
2003 (32 teams)	13 (333.1)	13 (124.2)	12 (208.9)	2003 (32 teams)	28 (351.3)	T-25 (138.6)	24 (212.6)
2004 (32 teams)	18 (321.3)	17 (114.9)	17 (206.3)	2004 (32 teams)	19 (335.3)	26 (128.9)	13 (206.4)
2005 (32 teams)	6 (358.1)	11 (119.4)	5 (238.8)	2005 (32 teams)	28 (338.7)	20 (115.6)	26 (223.1)
2006 (32 teams)	8 (341.4)	26 (101.8)	6 (239.6)	2006 (32 teams)	30 (355.1)	15 (116.4)	T-31 (238.6)
2007 (32 teams)	10 (348.0)	24 (97.3)	7 (250.8)	2007 (32 teams)	27 (348.8)	21 (118.3)	26 (230.4)
2008 (32 teams)	32 (245.4)	29 (95.0)	30 (150.4)	2008 (32 teams)	12 (325.5)	21 (120.1)	15 (205.4)
2009 (32 teams)	24 (309.1)	9 (128.5)	26 (180.6)	2009 (32 teams)	4 (301.4)	7 (98.3)	6 (203.1)
2010 (32 teams)	20 (330.6)	27 (95.1)	13 (235.4)	2010 (32 teams)	15 (332.0)	19 (115.2)	T-14 (216.8)
2011 (32 teams)	20 (319.9)	19 (111.1)	20 (208.8)	2011 (32 teams)	7 (316.3)	10 (104.7)	9 (211.6)
2012 (32 teams)	22 (332.7)	18 (109.1)	17 (223.6)	2012 (32 teams)	6 (319.7)	12 (107.2)	7 (212.5)
2013 (32 teams)	10 (368.2)	18 (109.7)	8 (258.5)	2013 (32 teams)	3 (305.5)	5 (96.5)	5 (209.0)
2014 (32 teams)	15 (348.0)	6 (134.2)	21 (213.8)	2014 (32 teams)	22 (359.3)	20 (116.3)	20 (243.0)
2015 (32 teams)	15 (358.0)	13 (112.8)	15 (245.2)	2015 (32 teams)	11 (340.8)	7 (92.3)	20 (248.5)
2016 (32 teams)	13 (356.9)	13 (110.6)	15 (246.4)	2016 (32 teams)	17 (350.8)	21 (113.3)	11 (237.5)
2017 (32 teams)	32 (280.5)	31 (85.4)	27 (195.1)	2017 (32 teams)	18 (339.1)	30 (127.9)	8 (211.2)
2018 (32 teams)	26 (310.8)	21 (105.1)	24 (205.6)	2018 (32 teams)	32 (413.6)	29 (137.8)	32 (275.9)

Rankings based on average yards per game.

T — tied; \* — led league.

# YEAR-BY-YEAR INDIVIDUAL LEADERS

## SCORING

YEAR	PLAYER	TD	TD-R	TD-P	TD-Rt	PAT	FG	S	PTS
1968	Dale Livingston	0	0	0	0	20-20	13-26	0	59
1969	Horst Muhlmann	0	0	0	0	32-33	16-24	0	80
1970	Horst Muhlmann	0	0	0	0	33-33	25-37	0	108
1971	Horst Muhlmann	0	0	0	0	31-31	20-36	0	91
1972	Horst Muhlmann	0	0	0	0	30-31	27-40	0	111
1973	Horst Muhlmann	0	0	0	0	31-32	21-31	0	94
1974	Horst Muhlmann	0	0	0	0	32-35	11-18	0	65
1975	Dave Green	0	0	0	0	40-45	10-21	0	70
1976	Chris Bahr	0	0	0	0	39-42	14-27	0	81
1977	Chris Bahr	0	0	0	0	25-26	19-27	0	82
1978	Chris Bahr	0	0	0	0	26-29	16-30	0	74
1979	Pete Johnson	15	14	1	0	—	—	0	90
1980	Ian Sunter	0	0	0	0	15-15	11-20	0	48
1981	Jim Breech	0	0	0	0	49-51	22-32	0	115
1982	Jim Breech	0	0	0	0	25-26	14-18	0	67
1983	Jim Breech	0	0	0	0	39-41	16-23	0	87
1984	Jim Breech	0	0	0	0	37-37	22-31	0	103
1985	Jim Breech	0	0	0	0	48-50	24-33	0	120
1986	Jim Breech	0	0	0	0	50-51	17-32	0	101
1987	Jim Breech	0	0	0	0	25-27	24-30	0	97
1988	Ickey Woods	15	15	0	0	—	—	0	90
1989	Jim Breech	0	0	0	0	37-38	12-14	0	73
1990	Jim Breech	0	0	0	0	41-44	17-21	0	92
1991	Jim Breech	0	0	0	0	27-27	23-29	0	96
1992	Jim Breech	0	0	0	0	31-31	19-27	0	88
1993	Doug Pelfrey	0	0	0	0	13-16	24-31	0	85
1994	Doug Pelfrey	0	0	0	0	24-25	28-33	0	108
1995	Doug Pelfrey	0	0	0	0	34-34	29-36	0	121
1996	Doug Pelfrey	0	0	0	0	41-41	23-28	0	110
1997	Doug Pelfrey	0	0	0	0	41-43	12-16	0	77
1998	Doug Pelfrey	0	0	0	0	21-21	19-27	0	78
1999	Doug Pelfrey	0	0	0	0	27-27	18-27	0	81
2000	Neil Rackers	0	0	0	0	21-21	12-21	0	57
2001	Corey Dillon	13	10	3	0	—	—	0	78
2002	Neil Rackers	0	0	0	0	30-32	15-18	0	75
2003	Shayne Graham	0	0	0	0	40-40	22-25	0	106
2004	Shayne Graham	0	0	0	0	41-41	27-31	0	122
2005	Shayne Graham	0	0	0	0	47-47	28-32	0	131
2006	Shayne Graham	0	0	0	0	40-42	25-30	0	115
2007	Shayne Graham	0	0	0	0	37-37	31-34	0	130
2008	Shayne Graham	0	0	0	0	15-15	21-24	0	78
2009	Shayne Graham	0	0	0	0	28-29	23-28	0	97
2010	Mike Nugent	0	0	0	0	17-17	15-19	0	62
2011	Mike Nugent	0	0	0	0	33-34	33-38	0	132
2012	Mike Nugent	0	0	0	0	35-35	19-23	0	92
2013	Mike Nugent	0	0	0	0	52-53	18-22	0	106
2014	Mike Nugent	0	0	0	0	39-39	26-33	0	117
2015	Mike Nugent	0	0	0	0	48-49	23-28	0	117
2016	Mike Nugent	0	0	0	0	23-29	23-29	0	92
2017	Randy Bullock	0	0	0	0	31-33	18-20	0	85
2018	Randy Bullock	0	0	0	0	39-41	19-23	0	96

## PASSING

YEAR	PLAYER	ATT	CMP	YDS	CMP%	YDS/ATT	TD	TD%	INT	INT%	LG	SKD-YDS	RAT
1968	John Stofa	177	85	896	48.0	5.06	5	2.8	5	2.8	60	17-140	60.8
1969	Greg Cook	197	106	1854	53.8	9.41	15	7.6	11	5.6	78t	29-195	88.3
1970	Virgil Carter	278	143	1647	51.4	5.92	9	3.2	9	3.2	56t	21-154	66.9
1971	Virgil Carter	222	138	1624	62.2	7.32	10	4.5	7	3.2	90t	13-122	86.2
1972	Ken Anderson	301	171	1918	56.8	6.37	7	2.3	7	2.3	65t	18-155	74.0
1973	Ken Anderson	329	179	2428	54.4	7.38	18	5.5	12	3.6	78t	24-163	81.2
1974	Ken Anderson	328	213	2667	64.9	8.13	18	5.5	10	3.0	77t	36-292	95.7
1975	Ken Anderson	377	228	3169	60.5	8.41	21	5.6	11	2.9	55	32-247	93.9
1976	Ken Anderson	338	179	2367	53.0	7.00	19	5.6	14	4.1	85t	34-235	76.9
1977	Ken Anderson	323	166	2145	51.4	6.64	11	3.4	11	3.4	94t	28-197	69.7
1978	Ken Anderson	319	173	2219	54.2	6.96	10	3.1	22	6.9	57	30-237	58.0
1979	Ken Anderson	339	189	2340	55.8	6.90	16	4.7	10	2.9	73t	46-324	80.7
1980	Ken Anderson	275	166	1778	60.4	6.47	6	2.2	13	4.7	67t	24-174	66.9
1981	Ken Anderson	479	300	3754	62.6	7.84	29	6.1	10	2.1	74t	25-140	98.4
1982	Ken Anderson	309	218	2495	70.6	8.07	12	3.9	9	2.9	56t	26-154	95.3
1983	Ken Anderson	297	198	2333	66.7	7.86	12	4.0	13	4.4	80t	25-187	85.6
1984	Ken Anderson	275	175	2107	63.6	7.66	10	3.6	12	4.4	80t	24-191	81.0
1985	Boomer Esiason	431	251	3443	58.2	7.99	27	6.3	12	2.8	68t	32-289	93.2
1986	Boomer Esiason	469	273	3959	58.2	8.44	24	5.1	17	3.6	57	26-194	87.7
1987	Boomer Esiason	440	240	3321	54.5	7.55	16	3.6	19	4.3	61t	26-209	73.1
1988	Boomer Esiason	388	223	3572	57.5	9.21	28	7.2	14	3.6	86t	30-245	97.4
1989	Boomer Esiason	455	258	3525	56.7	7.75	28	6.2	11	2.4	74t	36-288	92.1
1990	Boomer Esiason	402	224	3031	55.7	7.54	24	6.0	22	5.5	53	31-198	77.0
1991	Boomer Esiason	413	233	2883	56.4	6.98	13	3.1	16	3.9	53	25-190	72.5
1992	Boomer Esiason	278	144	1407	51.8	5.06	11	4.0	15	5.4	38	19-150	57.0
1993	David Klingler	343	190	1935	55.4	5.64	6	1.7	9	2.6	51	40-202	66.6
1994	Jeff Blake	306	156	2154	51.0	7.04	14	4.6	9	2.9	76	19-120	76.9
1995	Jeff Blake	567	326	3822	57.5	6.74	28	4.9	17	3.0	88t	24-152	82.1
1996	Jeff Blake	549	308	3624	56.1	6.60	24	4.4	14	2.6	61t	44-278	80.3
1997	Jeff Blake	317	184	2125	58.0	6.70	8	2.5	7	2.2	50t	39-244	77.6
1998	Neil O'Donnell	343	212	2216	61.8	6.46	15	4.4	4	1.2	76t	30-217	90.2
1999	Jeff Blake	389	215	2670	55.3	6.86	16	4.1	12	3.1	76t	30-168	77.6
2000	Akili Smith	267	118	1253	44.2	4.69	3	1.1	6	2.2	46	36-191	52.8
2001	Jon Kitna	581	313	3216	53.9	5.54	12	2.1	22	3.8	49	25-185	61.1
2002	Jon Kitna	473	294	3178	62.2	6.72	16	3.4	16	3.4	72t	24-159	79.1
2003	Jon Kitna	520	324	3591	62.3	6.91	26	5.0	15	2.9	82t	37-249	87.4
2004	Carson Palmer	432	263	2897	60.9	6.71	18	4.2	18	4.2	76t	25-178	77.3
2005	Carson Palmer	509	345	3836	67.8	7.54	32	6.3	12	2.4	70t	19-105	101.1
2006	Carson Palmer	520	324	4035	62.3	7.76	28	5.4	13	2.5	74t	36-233	93.9
2007	Carson Palmer	575	373	4131	64.9	7.18	26	4.5	20	3.5	70t	17-119	86.7
2008	Ryan Fitzpatrick	372	221	1905	59.4	5.12	8	2.2	9	2.4	79	38-193	70.0
2009	Carson Palmer	466	282	3094	60.5	6.64	21	4.5	13	2.8	73	26-213	83.6
2010	Carson Palmer	586	362	3970	61.8	6.77	26	4.4	20	3.4	78t	26-201	82.4
2011	Andy Dalton	516	300	3398	58.1	6.59	20	3.9	13	2.5	84	24-160	80.4
2012	Andy Dalton	528	329	3669	62.3	6.95	27	5.1	16	3.0	59t	46-229	87.4
2013	Andy Dalton	586	363	4293	61.9	7.33	33	5.6	20	3.4	82t	29-182	88.8
2014	Andy Dalton	481	309	3398	64.2	7.06	19	4.0	17	3.5	81t	21-124	83.5
2015	Andy Dalton	386	255	3250	66.1	8.42	25	6.5	7	1.8	80t	20-118	106.3
2016	Andy Dalton	563	364	4206	64.7	7.47	18	3.2	8	1.4	86t	41-264	91.8
2017	Andy Dalton	496	297	3320	59.9	6.69	25	5.0	12	2.4	77t	39-255	86.6
2018	Andy Dalton	365	226	2566	61.9	7.03	21	5.8	11	3.0	49	21-157	89.6

RUSHING					
YEAR	PLAYER	ATT	YDS	AVG	LG TD
1968	Paul Robinson	238	1023	4.3	87t 8
1969	Jess Phillips	118	578	4.9	83 3
1970	Jess Phillips	163	648	4.0	76t 4
1971	Fred Willis	135	590	4.4	36 7
1972	Essex Johnson	212	825	3.9	19 4
1973	Essex Johnson	195	997	5.1	46 4
1974	Charlie Davis	72	375	5.2	29 0
1975	Boobie Clark	167	594	3.6	17 4
1976	Boobie Clark	151	671	4.4	24 7
1977	Pete Johnson	153	585	3.8	65 4
1978	Pete Johnson	180	762	4.2	50t 7
1979	Pete Johnson	243	865	3.6	35t 14
1980	Pete Johnson	186	747	4.0	57t 6
1981	Pete Johnson	274	1077	3.9	39t 12
1982	Pete Johnson	156	622	4.0	21 7
1983	Pete Johnson	210	763	3.6	16t 14
1984	Larry Kinnebrew	154	623	4.0	23 9
1985	James Brooks	192	929	4.8	39 7
1986	James Brooks	205	1087	5.3	56t 5
1987	Larry Kinnebrew	145	570	3.9	52 8
1988	Ickey Woods	203	1066	5.3	56 15
1989	James Brooks	221	1239	5.6	65t 7
1990	James Brooks	195	1004	5.1	56t 5
1991	Harold Green	158	731	4.6	75t 2
1992	Harold Green	265	1170	4.4	53 2
1993	Harold Green	215	589	2.7	25 0
1994	Derrick Fenner	141	468	3.3	21 1
1995	Harold Green	171	661	3.9	23t 2
1996	Garrison Hearst	225	847	3.8	24 0
1997	Corey Dillon	233	1129	4.8	71t 10
1998	Corey Dillon	262	1130	4.3	66 4
1999	Corey Dillon	263	1200	4.6	50 5
2000	Corey Dillon	315	1435	4.6	80t 7
2001	Corey Dillon	340	1315	3.9	96t 10
2002	Corey Dillon	314	1311	4.2	67t 7
2003	Rudi Johnson	215	957	4.5	54 9
2004	Rudi Johnson	361	1454	4.0	52 12
2005	Rudi Johnson	337	1458	4.3	33 12
2006	Rudi Johnson	341	1309	3.8	22t 12
2007	Kenny Watson	178	763	4.3	24 7
2008	Cedric Benson	214	747	3.5	46 2
2009	Cedric Benson	301	1251	4.2	42 6
2010	Cedric Benson	321	1111	3.5	26 7
2011	Cedric Benson	273	1067	3.9	42 6
2012	BenJarvus Green-Ellis	278	1094	3.9	48 6
2013	BenJarvus Green-Ellis	220	756	3.4	25 7
2014	Jeremy Hill	222	1124	5.1	85t 9
2015	Jeremy Hill	223	794	3.6	38t 11
2016	Jeremy Hill	222	839	3.8	74t 9
2017	Joe Mixon	178	626	3.5	25 4
2018	Joe Mixon	237	1168	4.9	51 8

RECEPTIONS					
YEAR	PLAYER	REC	YDS	AVG	LG TD
1968	Bob Trumpy	37	639	17.3	80t 3
1969	Eric Crabtree	40	855	21.4	73t 7
1970	Chip Myers	32	542	16.9	56t 1
1971	Bob Trumpy	40	531	13.3	44 3
1972	Chip Myers	57	792	13.9	42 3
1973	Isaac Curtis	45	843	18.7	77t 9
	Boobie Clark	45	347	7.7	39 0
1974	Chip Myers	32	383	12.0	22 1
1975	Isaac Curtis	44	934	21.2	55 7
1976	Isaac Curtis	41	766	18.7	85t 6
1977	Billy Brooks	39	772	19.8	94t 4
1978	Isaac Curtis	47	737	15.7	57 3
1979	Don Bass	58	724	12.5	50 3
1980	Dan Ross	56	724	12.9	37 4
1981	Dan Ross	71	910	12.8	37 5
1982	Cris Collinsworth	49	700	14.3	50 1
1983	Cris Collinsworth	66	1130	17.1	63 5
1984	Cris Collinsworth	64	989	15.5	57t 6
1985	Cris Collinsworth	65	1125	17.3	71 5
1986	Cris Collinsworth	62	1024	16.5	46t 10
1987	Eddie Brown	44	608	13.8	47t 3
1988	Eddie Brown	53	1273	24.0	86t 9
1989	Tim McGee	65	1211	18.6	74t 8
1990	Eddie Brown	44	706	16.0	50t 9
1991	Eddie Brown	59	827	14.0	53 2
1992	Harold Green	41	214	5.2	19 0
1993	Jeff Query	56	654	11.7	51 4
1994	Carl Pickens	71	1127	15.9	70t 11
1995	Carl Pickens	99	1234	12.5	68t 17
1996	Carl Pickens	100	1180	11.8	61t 12
1997	Darnay Scott	54	797	14.8	77t 5
1998	Carl Pickens	82	1023	12.5	67t 5
1999	Darnay Scott	68	1022	15.0	76t 7
2000	Peter Warrick	51	592	11.6	46 4
2001	Peter Warrick	70	667	9.5	33 1
2002	Chad Johnson	69	1166	16.9	72t 5
2003	Chad Johnson	90	1355	15.1	82t 10
2004	Chad Johnson	95	1274	13.4	53t 9
2005	Chad Johnson	97	1432	14.8	70t 9
2006	T.J. Houshmandzadeh	90	1081	12.0	40t 9
2007	T.J. Houshmandzadeh	112	1143	10.2	42t 12
2008	T.J. Houshmandzadeh	92	904	9.8	46 4
2009	Chad Johnson	72	1047	14.5	50 9
2010	Terrell Owens	72	983	13.7	78t 9
2011	A.J. Green	65	1057	16.3	58 7
2012	A.J. Green	97	1350	13.9	73t 11
2013	A.J. Green	98	1426	14.6	82t 11
2014	A.J. Green	69	1041	15.1	81t 6
2015	A.J. Green	86	1297	15.1	80t 10
2016	A.J. Green	66	964	14.6	54t 4
2017	A.J. Green	75	1078	14.4	77t 8
2018	Tyler Boyd	76	1028	13.5	49 7

RECEIVING YARDS					
YEAR	PLAYER	YDS	REC	AVG	LG TD
1968	Bob Trumpy	639	37	17.3	80t 3
1969	Eric Crabtree	855	40	21.4	73t 7
1970	Chip Myers	542	32	16.9	56t 1
1971	Bob Trumpy	531	40	13.3	44 3
1972	Chip Myers	792	57	13.9	42 3
1973	Isaac Curtis	843	45	18.7	77t 9
1974	Isaac Curtis	633	30	21.1	77t 10
1975	Isaac Curtis	934	44	21.2	55 7
1976	Isaac Curtis	766	41	18.7	85t 6
1977	Billy Brooks	772	39	19.8	94t 4
1978	Isaac Curtis	737	47	15.7	57 3
1979	Don Bass	724	58	12.5	50 3
1980	Dan Ross	724	56	12.9	37 4
1981	Cris Collinsworth	1009	67	15.1	74t 8
1982	Cris Collinsworth	700	49	14.3	50 1
1983	Cris Collinsworth	1130	66	17.1	63 5
1984	Cris Collinsworth	989	64	15.5	57t 6
1985	Cris Collinsworth	1125	65	17.3	71 5
1986	Cris Collinsworth	1024	62	16.5	46t 10
1987	Eddie Brown	608	44	13.8	47t 3
1988	Eddie Brown	1273	53	24.0	86t 9
1989	Tim McGee	1211	65	18.6	74t 8
1990	Tim McGee	737	43	17.1	52 1
1991	Eddie Brown	827	59	14.0	53 2
1992	Tim McGee	408	35	11.7	36 3
1993	Jeff Query	654	56	11.7	51 4
1994	Carl Pickens	1127	71	15.9	70t 11
1995	Carl Pickens	1234	99	12.5	68t 17
1996	Carl Pickens	1180	100	11.8	61t 12
1997	Darnay Scott	797	54	14.8	77t 5
1998	Carl Pickens	1023	82	12.5	67t 5
1999	Darnay Scott	1022	68	15.0	76t 7
2000	Peter Warrick	592	51	11.6	46 4
2001	Darnay Scott	819	57	14.4	49 2
2002	Chad Johnson	1166	69	16.9	72t 5
2003	Chad Johnson	1355	90	15.1	82t 10
2004	Chad Johnson	1274	95	13.4	53t 9
2005	Chad Johnson	1432	97	14.8	70t 9
2006	Chad Johnson	1369	87	15.7	74t 7
2007	Chad Johnson	1440	93	15.5	70t 8
2008	T.J. Houshmandzadeh	904	92	9.8	46 4
2009	Chad Johnson	1047	72	14.5	50 9
2010	Terrell Owens	983	72	13.7	78t 9
2011	A.J. Green	1057	65	16.3	58 7
2012	A.J. Green	1350	97	13.9	73t 11
2013	A.J. Green	1426	98	14.6	82t 11
2014	A.J. Green	1041	69	15.1	81t 6
2015	A.J. Green	1297	86	15.1	80t 10
2016	A.J. Green	964	66	14.6	54t 4
2017	A.J. Green	1078	75	14.4	77t 8
2018	Tyler Boyd	1028	76	13.5	49 7



PUNTING									
YEAR	PLAYER	NO	YDS	AVG	NET	TB	IN-20	LG	BLK.
1968	Dale Livingston	70	3036	43.4	—	2	—	66	0
1969	Dale Livingston	70	2769	39.6	—	5	—	55	1
1970	Dave Lewis	79	3651	46.2	—	9	—	63	0
1971	Dave Lewis	72	3229	44.8	—	8	—	56	0
1972	Dave Lewis	66	2777	42.1	—	6	—	60	0
1973	Dave Lewis	68	2790	41.0	—	4	—	60	0
1974	Dave Green	66	2701	40.9	—	10	—	53	0
1975	Dave Green	68	2655	39.0	—	6	—	57	1
1976	Pat McNally	76	2999	39.5	—	6	—	61	0
1977	Pat McNally	67	2802	41.8	—	3	—	67	1
1978	Pat McNally	91	3919	43.1	—	10	—	65	0
1979	Pat McNally	89	3678	41.3	—	12	—	61	2
1980	Pat McNally	83	3390	40.8	—	12	—	61	2
1981	Pat McNally	72	3272	45.4	—	11	—	62	1
1982	Pat McNally	31	1201	38.7	—	4	—	53	0
1983	Pat McNally	67	2804	41.9	—	9	13	60	2
1984	Pat McNally	67	2832	42.3	—	8	19	61	0
1985	Pat McNally	57	2410	42.3	—	7	8	64	1
1986	Jeff Hayes	56	1965	35.1	—	3	11	52	2
1987	Scott Fulhage	52	2168	41.7	—	5	10	58	0
1988	Scott Fulhage	44	1672	38.0	—	5	13	53	2
1989	Lee Johnson	61	2446	40.1	30.2	11	14	62	2
1990	Lee Johnson	64	2705	42.3	34.3	8	12	70	0
1991	Lee Johnson	64	2795	43.7	34.7	6	15	62	0
1992	Lee Johnson	76	3196	42.1	35.9	9	15	64	0
1993	Lee Johnson	90	3954	43.9	36.6	12	24	60	0
1994	Lee Johnson	79	3461	43.8	35.3	9	19	64	1
1995	Lee Johnson	68	2861	42.1	38.6	4	26	61	0
1996	Lee Johnson	80	3630	45.4	34.4	17	16	67	1
1997	Lee Johnson	81	3471	42.9	35.9	8	27	66	0
1998	Lee Johnson	69	3083	44.7	35.6	8	14	69	1
1999	Will Brice	60	2475	41.3	32.1	4	12	72	2
2000	Daniel Pope	94	3775	40.2	33.1	14	18	57	0
2001	Nick Harris	84	3372	40.1	33.9	6	21	57	1
2002	Nick Harris	65	2608	40.1	31.4	4	11	57	1
2003	Kyle Richardson	49	1961	40.0	33.5	5	9	58	0
2004	Kyle Larson	83	3499	42.2	35.5	7	21	66	1
2005	Kyle Larson	60	2591	43.2	35.6	8	13	75	1
2006	Kyle Larson	77	3428	44.5	38.6	11	26	67	0
2007	Kyle Larson	59	2437	41.3	35.2	3	21	55	0
2008	Kyle Larson	100	3945	39.5	34.1	3	28	57	1
2009	Kevin Huber	86	3713	43.2	36.3	10	24	61	0
2010	Kevin Huber	71	2992	42.1	38.2	6	28	72	1
2011	Kevin Huber	91	4023	44.2	39.2	9	24	71	0
2012	Kevin Huber	76	3540	46.6	42.0	7	33	69	0
2013	Kevin Huber	66	2982	45.2	40.5	4	24	75	0
2014	Kevin Huber	73	3419	46.8	42.1	6	27	69	0
2015	Kevin Huber	68	3116	45.8	40.5	6	22	67	1
2016	Kevin Huber	78	3613	46.3	39.5	8	23	72	0
2017	Kevin Huber	88	4101	46.6	40.8	3	32	63	1
2018	Kevin Huber	71	3119	43.9	39.4	3	29	69	1

PUNT RETURNS							
YEAR	PLAYER	NO	FC	YDS	AVG	LG	TD
1968	Essex Johnson	22	2	111	5.0	45	0
1969	Essex Johnson	17	6	85	5.0	17	0
1970	Lemar Parrish	23	15	194	8.4	79t	1
1971	Lemar Parrish	12	9	93	7.8	47	0
1972	Tommy Casanova	30	19	289	9.6	66t	1
1973	Lemar Parrish	25	1	200	8.0	47	0
1974	Lemar Parrish	18	1	338	18.8	90t	2
1975	Lyle Blackwood	23	0	123	5.3	31	0
1976	Willie Shelby	21	4	162	7.7	30	0
1977	Tony Davis	19	6	220	11.6	70	0
1978	Tony Davis	22	8	130	5.9	12	0
1979	Vaughn Lusby	32	4	260	8.1	40	0
1980	Cleotha Montgomery	31	7	223	7.2	42	0
1981	Mike Fuller	23	13	177	7.7	34	0
1982	Mike Fuller	17	8	95	5.6	13	0
1983	Mike Martin	23	3	227	9.9	19	0
1984	Mike Martin	24	5	376	15.7	55	0
1985	Mike Martin	32	8	268	8.4	26	0
1986	Ray Horton	11	3	111	10.1	25	0
1987	Mike Martin	28	5	277	9.9	21	0
1988	Ira Hillary	17	5	166	9.8	20	0
1989	Mike Martin	15	4	107	7.1	17	0
1990	Mitchell Price	29	14	251	8.7	66t	1
1991	Mitchell Price	14	6	203	14.5	78t	1
1992	Carl Pickens	18	9	229	12.7	95t	1
1993	Patrick Robinson	43	6	305	7.1	36	0
1994	Corey Sawyer	26	16	307	11.8	82t	1
1995	Eric Bieniemy	7	1	47	6.7	10	0
1996	Corey Sawyer	15	5	117	7.8	62	0
1997	Greg Myers	26	19	201	7.7	18	0
1998	Damon Gibson	27	19	218	8.1	65t	1
1999	Damon Griffin	23	3	195	8.5	34	0
2000	Craig Yeast	34	14	225	6.6	27	0
2001	T.J. Houshmandzadeh	12	5	163	13.6	86	0
2002	T.J. Houshmandzadeh	24	4	117	4.9	34	0
2003	Peter Warrick	25	8	273	10.9	68t	1
2004	Keiwan Ratliff	17	5	207	12.2	49	0
2005	Keiwan Ratliff	28	14	157	5.6	13	0
2006	Keiwan Ratliff	27	9	176	6.5	38	0
2007	Antonio Chatman	18	8	93	5.2	19	0
2008	Antonio Chatman	21	5	158	7.5	34	0
2009	Quan Cosby	40	19	474	11.9	60	0
2010	Quan Cosby	30	21	225	7.5	20	0
2011	Brandon Tate	51	17	543	10.6	56t	1
2012	Adam Jones	26	0	301	11.6	81t	1
2013	Brandon Tate	36	16	336	9.3	43	0
2014	Adam Jones	22	1	265	12.0	47	0
2015	Brandon Tate	27	11	171	6.3	18	0
2016	Alex Erickson	28	19	195	7.0	24	0
2017	Alex Erickson	39	19	278	7.1	29	0
2018	Alex Erickson	20	20	212	10.6	38	0

KICKOFF RETURNS						
YEAR	PLAYER	NO	YDS	AVG	LG	TD
1968	Warren McVea .....	14	310	22.1	30	0
1969	Ken Riley .....	14	334	23.9	40	0
1970	Lemar Parrish .....	16	482	30.1	95t	1
1971	Paul Robinson .....	18	335	18.6	37	0
1972	Bernard Jackson .....	21	509	24.2	62	0
1973	Bernard Jackson .....	21	520	24.8	41	0
1974	Bernard Jackson .....	29	682	23.5	45	0
1975	Bernard Jackson .....	25	587	23.5	39	0
1976	Willie Shelby .....	30	761	25.4	97t	1
1977	Willie Shelby .....	19	403	21.2	38	0
1978	Ray Griffin .....	37	787	21.3	39	0
1979	Deacon Turner .....	55	1149	20.9	36	0
1980	Cleotha Montgomery .....	44	843	19.2	40	0
1981	David Verser .....	29	691	23.8	78	0
1982	Rodney Tate .....	14	314	22.4	55	0
1983	John Simmons .....	14	317	22.6	36	0
1984	Stanford Jennings .....	22	452	20.5	46	0
1985	Mike Martin .....	48	1104	23.0	45	0
1986	Tim McGee .....	43	1007	23.4	94	0
1987	Barney Bussey .....	21	406	19.3	34	0
1988	Stanford Jennings .....	32	684	21.4	98t	1
1989	Stanford Jennings .....	26	525	20.2	33	0
1990	Stanford Jennings .....	29	584	20.1	33	0
1991	Eric Ball .....	13	262	20.2	24	0
1992	Eric Ball .....	20	411	20.6	48	0
1993	Eric Ball .....	23	501	21.8	45	0
1994	Eric Ball .....	42	915	21.8	43	0
1995	David Dunn .....	50	1092	21.8	45	0
1996	David Dunn .....	35	782	22.3	90t	1
1997	Eric Bieniemy .....	34	789	23.2	102t	1
1998	Tremain Mack .....	45	1165	25.9	97t	1
1999	Tremain Mack .....	51	1382	27.1	99t	1
2000	Tremain Mack .....	50	1036	20.7	50	0
2001	Curtis Keaton .....	42	891	21.2	64	0
2002	Brandon Bennett .....	49	1231	25.1	94t	1
2003	Brandon Bennett .....	53	1146	21.6	46	0
2004	Cliff Russell .....	39	872	22.4	40	0
2005	Tab Perry .....	64	1562	24.4	94	0
2006	Chris Perry .....	21	412	19.6	36	0
2007	Glenn Holt .....	59	1432	24.3	100t	1
2008	Glenn Holt .....	46	1110	24.1	60	0
2009	Andre Caldwell .....	29	539	18.6	39	0
2010	Bernard Scott .....	56	1257	22.4	60	0
2011	Brandon Tate .....	42	998	23.8	45	0
2012	Brandon Tate .....	32	795	24.8	45	0
2013	Brandon Tate .....	35	914	26.1	71	0
2014	Adam Jones .....	27	844	31.3	97	0
2015	Brandon Tate .....	18	413	22.9	58	0
2016	Alex Erickson .....	29	810	27.9	84	0
2017	Alex Erickson .....	32	663	20.7	41	0
2018	Alex Erickson .....	40	1049	26.2	77	0

**FIELD GOALS**

YEAR	PLAYER	1-19	20-29	30-39	40-49	50+	TOT
1968	Dale Livingston	4-6	5-7	3-6	1-6	0-1	13-26
1969	Horst Muhlmann	6-6	5-5	3-4	1-3	1-6	16-24
1970	Horst Muhlmann	4-4	5-7	9-11	3-9	4-6	25-37
1971	Horst Muhlmann	6-6	5-8	4-9	4-10	1-3	20-36
1972	Horst Muhlmann	6-7	6-10	9-12	5-8	1-3	27-40
1973	Horst Muhlmann	5-5	6-7	5-9	4-6	1-4	21-31
1974	Horst Muhlmann	1-1	2-2	5-9	3-6	0-0	11-18
1975	Dave Green	1-1	5-8	1-7	3-5	0-0	10-21
1976	Chris Bahr	1-1	6-8	2-4	3-8	2-6	14-27
1977	Chris Bahr	1-1	10-11	4-8	4-6	0-1	19-27
1978	Chris Bahr	0-0	5-7	4-8	6-12	1-3	16-30
1979	Chris Bahr	0-0	4-6	3-7	4-8	2-2	13-23
1980	Ian Sunter	0-0	7-7	3-7	1-5	0-1	11-20
1981	Jim Breech	0-0	9-11	7-9	5-11	1-1	22-32
1982	Jim Breech	2-2	3-3	5-6	3-5	1-2	14-18
1983	Jim Breech	2-2	7-7	5-7	2-5	0-2	16-23
1984	Jim Breech	0-0	9-10	10-12	3-4	0-5	22-31
1985	Jim Breech	0-0	7-8	12-13	4-6	1-6	24-33
1986	Jim Breech	1-2	4-5	5-7	5-14	2-4	17-32
1987	Jim Breech	0-0	6-7	12-12	6-11	0-0	24-30
1988	Jim Breech	1-1	5-5	3-4	2-5	0-1	11-16
1989	Jim Breech	0-0	9-9	3-4	0-1	0-0	12-14
1990	Jim Breech	0-0	6-6	5-6	6-9	0-0	17-21
1991	Jim Breech	0-0	9-10	8-10	5-6	1-3	23-29
1992	Jim Breech	0-0	8-8	7-7	4-11	0-1	19-27
1993	Doug Pelfrey	0-0	8-8	6-10	8-10	2-3	24-31
1994	Doug Pelfrey	1-1	8-8	8-10	9-10	2-4	28-33
1995	Doug Pelfrey	0-0	8-9	10-11	10-14	1-2	29-36
1996	Doug Pelfrey	1-1	7-7	10-11	5-9	0-0	23-28
1997	Doug Pelfrey	0-0	4-4	3-3	5-7	0-2	12-16
1998	Doug Pelfrey	1-1	4-4	6-7	6-10	2-5	19-27
1999	Doug Pelfrey	1-1	9-11	7-12	0-2	1-1	18-27
2000	Neil Rackers	0-0	5-5	5-9	2-7	0-0	12-21
2001	Neil Rackers	0-0	4-6	8-11	4-9	1-2	17-28
2002	Neil Rackers	2-2	5-5	3-3	3-5	2-3	15-18
2003	Shayne Graham	0-0	5-5	10-10	7-8	0-2	22-25
2004	Shayne Graham	0-0	7-7	10-12	7-8	3-4	27-31
2005	Shayne Graham	0-0	11-11	10-11	7-9	0-1	28-32
2006	Shayne Graham	0-0	9-9	8-9	6-8	2-4	25-30
2007	Shayne Graham	1-1	11-12	13-13	6-7	0-1	31-34
2008	Shayne Graham	1-1	5-5	6-7	9-11	0-0	21-24
2009	Shayne Graham	0-0	10-11	8-10	3-3	2-4	23-28
2010	Mike Nugent	0-0	5-5	7-7	1-3	2-4	15-19
2011	Mike Nugent	0-0	14-14	5-8	14-16	0-0	33-38
2012	Mike Nugent	2-2	5-5	5-5	6-9	1-2	19-23
2013	Mike Nugent	0-0	2-2	6-7	7-9	3-4	18-22
2014	Mike Nugent	0-0	6-6	10-12	10-12	0-3	26-33
2015	Mike Nugent	0-0	6-6	5-6	10-13	2-3	23-28
2016	Mike Nugent	0-0	9-9	9-10	5-7	0-3	23-29
2017	Randy Bullock	0-0	6-6	7-8	4-5	1-1	18-20
2018	Randy Bullock	0-0	4-4	7-8	6-6	2-5	19-23

**INTERCEPTIONS**

YEAR	PLAYER	NO	YDS	AVG	LG	TD
1968	Jess Phillips	3	26	8.7	23	0
1969	Fletcher Smith	4	67	16.8	29	0
	Bobby Hunt	4	66	16.5	27	0
	Ken Riley	4	66	16.5	66	0
	Bill Peterson	4	23	5.8	17	0
1970	Lemar Parrish	5	28	5.6	19	0
1971	Lemar Parrish	7	105	15.0	65t	1
1972	Tommy Casanova	5	108	21.6	33	0
	Lemar Parrish	5	90	18.0	33t	2
1973	Tommy Casanova	4	33	8.3	16	0
1974	Ken Riley	5	33	6.6	19	0
1975	Ken Riley	6	76	12.7	30t	1
1976	Ken Riley	9	141	15.7	53t	1
1977	Lemar Parrish	3	95	31.7	47t	1
	Reggie Williams	3	67	22.3	54t	1
1978	Dick Jauron	4	52	13.0	24t	1
1979	Dick Jauron	6	41	6.8	12	0
1980	Louis Breedon	7	91	13.0	29	0
1981	Ken Riley	5	6	1.2	6	0
1982	Ken Riley	5	88	17.6	56t	1
1983	Ken Riley	8	89	11.1	42t	2
1984	Louis Breedon	4	96	24.0	70	0
	Robert Jackson	4	32	8.0	28t	1
	Bobby Kemp	4	27	6.8	14	0
1985	James Griffin	7	116	16.6	33	1
1986	Louis Breedon	7	72	10.3	36t	1
1987	Robert Jackson	3	49	16.3	29	0
	David Fulcher	3	30	10.0	28	0
1988	Eric Thomas	7	61	8.7	37	0
1989	David Fulcher	8	87	10.9	22	0
1990	Barney Bussey	4	37	9.3	18	0
	David Fulcher	4	20	5.0	18	0
1991	David Fulcher	4	51	12.8	27t	1
1992	Darryl Williams	4	65	16.3	30	0
1993	Mike Brim	3	74	24.7	30	1
1994	Louis Oliver	3	36	12.0	19	0
1995	Bracey Walker	4	56	14.0	23	0
1996	Ashley Ambrose	8	63	7.9	31t	1
1997	Corey Sawyer	4	44	11.0	37	0
1998	Sam Shade	3	33	11.0	32	0
	Artrell Hawkins	3	21	7.0	12	0
1999	Rodney Heath	3	72	24.0	58t	1
2000	Tom Carter	2	40	20.0	30	0
	Takeo Spikes	2	12	6.0	7	0
2001	Kevin Kaesviham	3	41	13.7	29	0
	Artrell Hawkins	3	26	8.7	22	0
2002	Artrell Hawkins	2	102	51.0	102t	1
	Kevin Kaesviham	2	17	8.5	17	0
2003	Tory James	4	56	14.0	31	0
2004	Tory James	8	66	8.3	23	0
2005	Deltha O'Neal	10	103	10.3	37	0
2006	Kevin Kaesviham	6	24	4.0	22	0
2007	Leon Hall	5	16	3.2	12	0
2008	Leon Hall	3	87	29.0	50t	1
2009	Johnathan Joseph	6	92	15.3	32	1
	Leon Hall	6	47	7.8	26	0
2010	Leon Hall	4	19	4.8	22	0
2011	Reggie Nelson	4	115	28.8	75t	1
2012	Chris Crocker	3	52	17.3	29	0
	Reggie Nelson	3	10	3.3	10	0
2013	Adam Jones	3	60	20.0	60t	1
	Dre Kirkpatrick	3	21	7.0	21t	1
2014	Reggie Nelson	4	30	7.5	31	0
2015	Reggie Nelson	8	115	14.4	37	0
2016	George Iloka	3	21	7.0	21	0
	Dre Kirkpatrick	3	21	7.0	21	0
	Shawn Williams	3	14	4.7	13	0
2017	Darqueze Dennard	2	109	54.5	89t	1
2018	Shawn Williams	5	131	26.2	58t	1

**SACKS**

YEAR	PLAYER	SKS	YDS
1976	Coy Bacon	22	217
1977	Gary Burley	8.5	71.5
1978	Ross Browner	6.5	73.5
1979	Ross Browner	6	36.5
1980	Eddie Edwards	12	105
1981	Reggie Williams	11	90
1982	Eddie Edwards	6	53
1983	Eddie Edwards	13	94.5
1984	Eddie Edwards	9	68
	Reggie Williams	9	55
1985	Ross Browner	9	69
1986	Emmanuel King	9	88
1987	Reggie Williams	6	45
1988	Jim Skow	9.5	86.5
1989	Jason Buck	6	46
1990	James Francis	8	65
1991	Tim Krumme	4	26
1992	Alfred Williams	10	70
1993	Daniel Stubbs	5	31
1994	Alfred Williams	9.5	62
1995	John Copeland	9	61
1996	Dan Wilkinson	6.5	51.5
1997	Gerald Dixon	8.5	55.5
1998	Reinard Wilson	6	39.5
1999	Michael Bankston	6	30
2000	Steve Foley	4	16
	Oliver Gibson	4	17
	Cory Hall	4	32
2001	Reinard Wilson	9	47.5
2002	Justin Smith	6.5	56
2003	Duane Clemons	6	46
	John Thornton	6	42
2004	Justin Smith	8	70.5
2005	Justin Smith	6	24
2006	Robert Geathers	10.5	62.5
2007	Robert Geathers	3.5	26
2008	Chinedum Ndukwe	3	25
	Antwan Odom	3	28
	John Thornton	3	25
2009	Antwan Odom	8	51
2010	Carlos Dunlap	9.5	77.5
2011	Geno Atkins	7.5	37.5
2012	Geno Atkins	12.5	90
2013	Carlos Dunlap	7.5	40.5
	Wallace Gilberry	7.5	56.5
2014	Carlos Dunlap	8	49.5
2015	Carlos Dunlap	13.5	91.5
2016	Geno Atkins	9	63
2017	Geno Atkins	9	65.5
2018	Geno Atkins	10	55

# ALL-TIME INDIVIDUAL STATISTICS

## ALL-TIME SCORING

Order based on total points. Updated through 2018 season.

Players active with Bengals as of July 15, 2019 are listed in bold.

NAME, POS., YEARS	TD-R	TD-P	TD-PR	TD-KR	TD-INT	TD-FR*	PAT*	2-PT-CON.	FG	S	PTS
Jim Breech, K 1980-92.....	0	0	0	0	0	0	476	0	225	0	1151
Shayne Graham, K 2003-09.....	0	0	0	0	0	0	248	0	177	0	779
Mike Nugent, K 2010-16.....	0	0	0	0	0	0	247	0	157	0	718
Doug Pelfrey, K 1993-99.....	0	0	0	0	0	0	201	0	153	0	660
Horst Muhlmann, K 1969-74.....	0	0	0	0	0	0	189	0	120	0	549
Pete Johnson, RB 1977-83.....	64	6	0	0	0	0	—	0	—	0	420
Chad Johnson, WR 2001-10.....	0	66	0	0	0	0	—	0	—	0	396
Carl Pickens, WR/PR 1992-99.....	0	63	1	0	0	0	—	2	—	0	388
James Brooks, RB 1984-91.....	37	27	0	0	0	0	—	0	—	0	384
<b>A.J. Green, WR 2011-18.....</b>	<b>0</b>	<b>63</b>	<b>0</b>	<b>0</b>	<b>0</b>	<b>0</b>	<b>—</b>	<b>0</b>	<b>—</b>	<b>0</b>	<b>378</b>
Isaac Curtis, WR 1973-84.....	0	53	0	0	0	0	—	0	—	0	318
Chris Bahr, K 1976-79.....	0	0	0	0	0	0	130	0	62	0	316
Corey Dillon, RB 1997-2003.....	45	5	0	0	0	0	—	0	—	0	300
Rudi Johnson, RB 2001-07.....	48	1	0	0	0	0	—	1	—	0	296
Eddie Brown, WR 1985-91.....	0	41	0	0	0	0	—	0	—	0	246
Larry Kinnebrew, RB 1983-87.....	37	3	0	0	0	0	—	0	—	0	240
T.J. Houshmandzadeh, WR/PR 2001-08.....	1	37	0	0	0	0	—	0	—	0	228
Cris Collinsworth, WR 1981-88.....	0	36	0	0	0	0	—	0	—	0	216
Darnay Scott, WR 1994-2001.....	0	36	0	0	0	0	—	0	—	0	216
Bob Trumpy, TE/WR 1968-77.....	0	35	0	0	0	0	—	0	—	0	210
Neil Rackers, K 2000-02.....	0	0	0	0	0	0	74	0	44	0	206
Rodney Holman, TE 1982-92.....	0	34	0	0	0	0	—	0	—	0	204
<b>Randy Bullock, K 2016-18.....</b>	<b>0</b>	<b>0</b>	<b>0</b>	<b>0</b>	<b>0</b>	<b>0</b>	<b>76</b>	<b>0</b>	<b>42</b>	<b>0</b>	<b>202</b>
Jeremy Hill, RB 2014-17.....	29	1	0	0	0	0	—	1	—	0	182
Essex Johnson, RB 1968-75.....	18	11	0	0	0	0	—	0	—	0	174
<b>Giovani Bernard, RB 2013-18.....</b>	<b>19</b>	<b>8</b>	<b>0</b>	<b>0</b>	<b>0</b>	<b>0</b>	<b>—</b>	<b>0</b>	<b>—</b>	<b>0</b>	<b>162</b>
Boobie Clark, FB 1973-78.....	25	2	0	0	0	0	—	0	—	0	162
Ickey Woods, FB 1988-91.....	27	0	0	0	0	0	—	0	—	0	162
Tim McGee, WR/KOR 1986-92, 94-95.....	0	25	0	0	0	0	—	0	—	0	150
Jermaine Gresham, TE 2010-14.....	0	24	0	0	0	0	—	0	—	0	146
Cedric Benson, RB 2008-11.....	21	1	0	0	0	0	—	0	—	1	134
Peter Warrick, WR/PR 2000-04.....	2	18	2	0	0	0	—	0	—	0	132
<b>Tyler Eifert, TE 2013-18.....</b>	<b>0</b>	<b>21</b>	<b>0</b>	<b>0</b>	<b>0</b>	<b>0</b>	<b>—</b>	<b>0</b>	<b>—</b>	<b>0</b>	<b>126</b>
Chris Henry, WR 2005-09.....	0	21	0	0	0	0	—	0	—	0	126
Paul Robinson, RB/KOR 1968-72.....	19	2	0	0	0	0	—	0	—	0	126
Tony McGee, TE 1993-2001.....	0	20	0	0	0	0	—	1	—	0	122
Ken Anderson, QB 1971-86.....	20	0	0	0	0	0	—	0	—	0	120
<b>Andy Dalton, QB 2011-18.....</b>	<b>18</b>	<b>1</b>	<b>0</b>	<b>0</b>	<b>0</b>	<b>0</b>	<b>—</b>	<b>0</b>	<b>—</b>	<b>0</b>	<b>114</b>
Stanford Jennings, RB/KOR 1984-90.....	9	9	0	1	0	0	—	0	—	0	114
Ki-Jana Carter, RB 1995-99.....	16	1	0	0	0	0	—	0	—	0	102
Dan Ross, TE 1979-83, 85.....	0	16	0	0	0	0	—	0	—	0	96
Charles Alexander, HB/FB 1979-85.....	13	2	0	0	0	0	—	0	—	0	90
Marvin Jones, WR 2012-15.....	0	15	0	0	0	0	—	0	—	0	90
Don Bass, WR/TE 1978-81.....	0	13	0	0	0	1	—	0	—	0	84
Mohamed Sanu, WR 2012-15.....	2	11	0	0	0	0	—	1	—	0	80
Stan Fritts, RB 1975-76.....	11	2	0	0	0	0	—	0	—	0	78
BenJarvus Green-Ellis, RB 2012-13.....	13	0	0	0	0	0	—	0	—	0	78
Archie Griffin, RB 1976-83.....	7	6	0	0	0	0	—	0	—	0	78
<b>Joe Mixon, RB 2017-18.....</b>	<b>12</b>	<b>1</b>	<b>0</b>	<b>0</b>	<b>0</b>	<b>0</b>	<b>—</b>	<b>0</b>	<b>—</b>	<b>0</b>	<b>78</b>
Lemar Parrish, CB/PR/KOR 1970-77.....	0	0	4	1	4	4	—	0	—	0	78
Stanley Wilson, RB 1983-84, 86, 88.....	11	2	0	0	0	0	—	0	—	0	78
Lenvil Elliott, RB 1973-78.....	3	9	0	0	0	0	—	0	—	0	72
Chip Myers, WR 1969-76.....	0	12	0	0	0	0	—	0	—	0	72
Dave Green, P/K 1974-75.....	0	0	0	0	0	0	40	0	10	0	70
Eric Ball, FB/KOR 1989-94.....	8	3	0	0	0	0	—	0	—	0	66
Eric Crabtree, WR 1969-71.....	0	11	0	0	0	0	—	0	—	0	66
Derrick Fenner, FB 1992-94.....	9	2	0	0	0	0	—	0	—	0	66
Harold Green, RB 1990-95.....	8	3	0	0	0	0	—	0	—	0	66
Jeff Blake, QB 1994-99.....	10	0	0	0	0	0	—	2	—	0	64
<b>Tyler Boyd, WR 2016-18.....</b>	<b>0</b>	<b>10</b>	<b>0</b>	<b>0</b>	<b>0</b>	<b>0</b>	<b>—</b>	<b>0</b>	<b>—</b>	<b>0</b>	<b>60</b>
Doug Dressler, RB 1970-74.....	9	1	0	0	0	0	—	0	—	0	60
M.L. Harris, TE 1980-85.....	0	10	0	0	0	0	—	0	—	0	60
Jess Phillips, RB/DB 1968-72.....	8	2	0	0	0	0	—	0	—	0	60
Craig Taylor, RB 1989-91.....	7	3	0	0	0	0	—	0	—	0	60
Dale Livingston, P/K 1968-69.....	0	0	0	0	0	0	20	0	13	0	59
Steve Kreider, WR 1979-86.....	0	9	0	0	0	0	2	0	—	0	56
Matt Schobel, TE 2002-05.....	0	9	0	0	0	0	—	1	—	0	56
Bruce Coslet, TE 1969-76.....	0	9	0	0	0	0	—	0	—	0	54
Brandon LaFell, WR 2016-17.....	0	9	0	0	0	0	—	0	—	0	54
Terrell Owens, WR 2010.....	0	9	0	0	0	0	—	0	—	0	54
Speedy Thomas, WR 1969-72.....	1	8	0	0	0	0	—	0	—	0	54
Kelley Washington, WR 2003-06.....	0	9	0	0	0	0	—	0	—	0	54
Kenny Watson, RB 2003-08.....	8	1	0	0	0	0	—	0	—	0	54
Jeremi Johnson, FB 2003-09.....	2	6	0	0	0	0	—	0	—	0	48
Tyler Kroft, TE 2015-18.....	0	8	0	0	0	0	—	0	—	0	48
Ian Sunter, K 1980.....	0	0	0	0	0	0	15	0	11	0	48
<b>John Ross III, WR 2017-18.....</b>	<b>0</b>	<b>7</b>	<b>0</b>	<b>0</b>	<b>0</b>	<b>0</b>	<b>—</b>	<b>0</b>	<b>—</b>	<b>0</b>	<b>42</b>
Brandon Bennett, RB/KOR 1998-2003.....	5	1	0	1	0	0	—	0	—	0	42
Eric Bieniemy, RB/KOR 1995-98.....	6	0	0	1	0	0	—	0	—	0	42
Billy Brooks, WR 1976-79.....	0	7	0	0	0	0	—	0	—	0	42
Jeff Query, WR 1992-95.....	0	7	0	0	0	0	—	0	—	0	42
Jerome Simpson, WR 2008-11.....	0	7	0	0	0	0	—	0	—	0	42
Ed Williams, RB 1974-75.....	5	2	0	0	0	0	—	0	—	0	42
Fred Willis, RB 1971-72.....	7	0	0	0	0	0	—	0	—	0	42
Josh Brown, K 2012.....	0	0	0	0	0	0	8	0	11	0	41
Andre Caldwell, WR/KOR 2008-11.....	0	6	0	0	0	0	—	0	—	0	36
Charlie Joiner, WR 1972-75.....	0	6	0	0	0	0	—	0	—	0	36
Mike Martin, WR/PR/KOR 1983-89.....	0	6	0	0	0	0	—	0	—	0	36
Jack Thompson, QB 1979-82.....	6	0	0	0	0	0	—	0	—	0	36
Carson Palmer, QB 2003-10.....	5	0	0	0	0	0	—	1	—	0	32
Laveranues Coles, WR 2009.....	0	5	0	0	0	0	—	0	—	0	30
Tony Davis, RB/PR 1976-78.....	5	0	0	0	0	0	—	0	—	0	30
David Dunn, WR/KOR 1995-98.....	0	4	0	1	0	0	—	0	—	0	30
Boomer Esiason, QB 1984-92, 97.....	5	0	0	0	0	0	—	0	—	0	30
Eric Kattus, TE 1986-91.....	0	5	0	0	0	0	—	0	—	0	30
Jon Kitna, QB 2001-05.....	5	0	0	0	0	0	—	0	—	0	30
Pat McInally, P/WR 1976-85.....	0	5	0	0	0	0	—	0	—	0	30
Ken Riley, CB 1969-83.....	0	0	0	0	0	0	—	5	—	0	30
Bernard Scott, RB/KOR 2009-13.....	4	0	0	1	0	0	—	0	—	0	30
<b>C.J. Uzomah, TE 2015-18.....</b>	<b>0</b>	<b>5</b>	<b>0</b>	<b>0</b>	<b>0</b>	<b>0</b>	<b>—</b>	<b>0</b>	<b>—</b>	<b>0</b>	<b>30</b>
Clint Stitzer, K 2010.....	0	0	0	0	0	0	8	0	7	0	29
Brian Milne, RB 1996-99.....	4	0	0	0	0	0	—	0	—	1	26
Virgil Carter, QB 1970-73.....	4	0	0	0	0	0	—	0	—	1	25
Rex Burkhead, RB 2013-16.....	3	1	0	0	0	0	—	0	—	0	24
Tommy Casanova, S/PR 1972-77.....	0	0	1	0	2	1	—	0	—	0	24
Damon Gibson, WR/PR 1998.....	0	3	1	0	0	0	—	0	—	0	24
Andrew Hawkins, WR 2011-13.....	0	4	0	0	0	0	—	0	—	0	24
James Hundon, WR/KOR 1996-99.....	0	4	0	0	0	0	—	0	—	0	24
Johnathan Joseph, CB 2006-10.....	0	0	0	0	3	1	—	0	—	0	24
Anthony Munoz, OT 1980-92.....	0	4	0	0	0	0	—	0	—	0	24
Chris Perry, RB 2004-08.....	2	2	0	0	0	0	—	0	—	0	24
Brandon Tate, WR/KOR/PR 2011-15.....	0	3	1	0	0	0	—	0	—	0	24
Reggie Williams, LB 1976-89.....	0	0	0	0	1	1	—	0	—	2	**22
Ron Dugans, WR 2000-02.....	0	3	0	0	0	0	—	0	—	1	20
James Francis, LB 1990-98.....	0	0	0	0	3	0	—	0	—	0	20
Jim Gallery, K 1989.....	0	0	0	0	0	0	13	0	2	0	19
Al Beauchamp, LB 1968-75.....	0	0	0	0	2	1	—	0	—	0	18
<b>Carlos Dunlap, DE 2010-18.....</b>	<b>0</b>	<b>0</b>	<b>0</b>	<b>0</b>	<b>2</b>	<b>1</b>	<b>—</b>	<b>0</b>	<b>—</b>	<b>0</b>	<b>18</b>
James Griffin, S 1983-85.....	0	0	0	0	3	0	—	0	—	0	18
Ray Griffin, CB/KOR 1978-84.....	0	0	0	0	3	0	—	0	—	0	18
Leon Hall, CB 2007-15.....	0	0	0	0	3	0	—	0	—	0	18
Adam Jones, CB/PR/KOR 2010-17.....	0	0	1	0	1	1	—	0	—	0	18
Reggie Kelly, TE 2003-10.....	0	3	0	0	0	0	—	0	—	0	18
Warren McVea, WR/KOR 1968.....	1	2	0	0	0	0	—	0	—		

(All-time individual statistics — scoring, continued)

Mike Dingle, RB 1991-92.....	0	1	0	0	0	0	—	0	—	0	6
DeDe Dorsey, RB 2007-08.....	0	0	0	0	0	0	—	0	—	0	**6
Tony Dye, S 2012-13.....	0	0	0	0	0	0	—	0	—	0	**6
Eddie Edwards, DE 1977-88.....	0	0	0	0	0	1	—	0	—	0	6
<b>Alex Erickson, WR/KOR/PR 2016-18.....</b>	<b>0</b>	<b>1</b>	<b>0</b>	<b>0</b>	<b>0</b>	<b>0</b>	—	<b>0</b>	—	<b>0</b>	<b>6</b>
Jonathan Fanene, DE/DT 2005-11.....	0	0	0	0	1	0	—	0	—	0	6
Danny Farmer, WR 2000-02.....	0	1	0	0	0	0	—	0	—	0	6
<b>Clayton Fejedelem, S 2016-18.....</b>	<b>0</b>	<b>0</b>	<b>0</b>	<b>0</b>	<b>0</b>	<b>1</b>	—	<b>0</b>	—	<b>0</b>	<b>6</b>
Wallace Gilberry, DE 2012-16.....	0	0	0	0	0	1	—	0	—	0	6
Jim Griffin, DE 1968.....	0	0	0	0	0	1	—	0	—	0	6
Cliff Groce, FB 1999-2000.....	1	0	0	0	0	0	—	0	—	0	6
Kevin Hardy, LB 2003-04.....	0	0	0	0	0	1	—	0	—	0	6
Jim Hargrove, RB 1981.....	1	0	0	0	0	0	—	0	—	0	6
Bo Harris, LB 1975-82.....	0	0	0	0	1	0	—	0	—	0	6
Artrell Hawkins, CB 1998-2003.....	0	0	0	0	1	0	—	0	—	0	6
Jeff Hayes, P 1986.....	1	0	0	0	0	0	—	0	—	0	6
Rodney Heath, CB 1999-2001.....	0	0	0	0	1	0	—	0	—	0	6
<b>Sam Hubbard, DE 2018.....</b>	<b>0</b>	<b>0</b>	<b>0</b>	<b>0</b>	<b>0</b>	<b>1</b>	—	<b>0</b>	—	<b>0</b>	<b>6</b>
Bobby Hunt, S 1968-69.....	1	0	0	0	0	0	—	0	—	0	6
<b>William Jackson III, CB 2016-18.....</b>	<b>0</b>	<b>0</b>	<b>0</b>	<b>0</b>	<b>1</b>	<b>0</b>	—	<b>0</b>	—	<b>0</b>	<b>6</b>
Lynn James, WR 1990-91.....	0	1	0	0	0	0	—	0	—	0	6
Dick Jauron, S 1978-81.....	0	0	0	0	1	0	—	0	—	0	6
Bill Johnson, RB 1985-87.....	1	0	0	0	0	0	—	0	—	0	6
Landon Johnson, LB 2004-07.....	0	0	0	0	0	1	—	0	—	0	6
Lee Johnson, P/K 1988-98.....	0	0	0	0	0	0	—	0	2	0	6
Michael Johnson, DE/LB 2009-13, '15-18.....	0	0	0	0	1	0	—	0	—	0	6
Roger Jones, CB 1994-96.....	0	0	0	0	1	0	—	0	—	0	6
Kevin Kaesviharn, S/CB 2001-06.....	0	0	0	0	0	1	—	0	—	0	6
Ethan Kilmer, S 2006-08.....	0	0	0	0	1	0	—	0	—	0	6
Charlie King, CB 1968-69.....	0	0	0	0	1	0	—	0	—	0	6
Howie Kurnick, LB 1979-80.....	0	0	0	0	0	1	—	0	—	0	6
Kyle Larson, P 2004-08.....	1	0	0	0	0	0	—	0	—	0	6
Jim LeClair, LB 1972-83.....	0	0	0	0	0	1	—	0	—	0	6
Matt Lengel, TE 2018.....	0	1	0	0	0	0	—	0	—	0	6
Marc Logan, RB 1987-88.....	1	0	0	0	0	0	—	0	—	0	6
Bob Maddox, DE 1974.....	0	0	0	0	0	0	—	0	—	0	**6
<b>Josh Malone, WR 2017-18.....</b>	<b>0</b>	<b>1</b>	<b>0</b>	<b>0</b>	<b>0</b>	<b>0</b>	—	<b>0</b>	—	<b>0</b>	<b>6</b>
Massimo Manca, K 1987.....	0	0	0	0	0	0	3	0	1	0	6
David McCluskey, RB 1987.....	1	0	0	0	0	0	—	0	—	0	6
John McDaniel, WR 1974-77.....	0	1	0	0	0	0	—	0	—	0	6
Ostell Miles, RB 1992-93.....	1	0	0	0	0	0	—	0	—	0	6
Scott Mitchell, QB 2000-01.....	1	0	0	0	0	0	—	0	—	0	6
Melvin Morgan, CB 1976-78.....	0	0	0	0	0	1	—	0	—	0	**6
Reggie Nelson, S 2010-15.....	0	0	0	0	1	0	—	0	—	0	6
Terence Newman, CB 2012-14.....	0	0	0	0	0	0	—	0	—	0	**6
Deltha O'Neal, CB 2004-07.....	0	0	0	0	1	0	—	0	—	0	6
Cedric Peerman, RB 2010-17.....	1	0	0	0	0	0	—	0	—	0	6
Chris Pressley, FB 2010-13.....	0	1	0	0	0	0	—	0	—	0	6
Dave Rayner, K 2008.....	0	0	0	0	0	0	3	0	1	0	6
Reggie Rembert, WR 1991-93.....	0	1	0	0	0	0	—	0	—	0	6
Vincent Rey, LB 2010-18.....	0	0	0	0	1	0	—	0	—	0	6
Wade Russell, TE 1987.....	0	1	0	0	0	0	—	0	—	0	6
Mike St. Clair, DE 1980-82.....	0	0	0	0	0	1	—	0	—	0	6
John Simmons, CB/PR/KOR 1981-86.....	0	0	0	0	1	0	—	0	—	0	6
Sam Shade, S 1995-98.....	0	0	0	0	0	1	—	0	—	0	6
Sedrick Shaw, RB 1999.....	1	0	0	0	0	0	—	0	—	0	6
Tom Smiley, RB 1968.....	1	0	0	0	0	0	—	0	—	0	6
Akili Smith, QB 1999-2002.....	1	0	0	0	0	0	—	0	—	0	6

Alex Smith, TE 2013-14.....	0	1	0	0	0	0	—	0	—	0	6
Kendall Smith, WR 1989-90.....	0	1	0	0	0	0	—	0	—	0	6
Jimmy Spencer, CB 1996-97.....	0	0	0	0	0	1	—	0	—	0	6
Milt Stegall, WR/KOR 1992-94.....	0	1	0	0	0	0	—	0	—	0	6
Eric Thomas, CB 1987-92.....	0	0	0	0	1	0	—	0	—	0	6
Odell Thurman, LB 2005.....	0	0	0	0	1	0	—	0	—	0	6
Melvin Tuten, OT/TE 1995-96.....	0	1	0	0	0	0	—	0	—	0	6
Fernandus Vinson, S 1991-94.....	0	0	0	0	0	1	—	0	—	0	6
Kevin Walter, WR 2003-05.....	0	1	0	0	0	0	—	0	—	0	6
Andrew Whitworth, OT/G 2006-16.....	0	1	0	0	0	0	—	0	—	0	6
Madiou Williams, S/CB 2004-07.....	0	0	0	0	1	0	—	0	—	0	6
<b>Shawn Williams, S 2013-18.....</b>	<b>0</b>	<b>0</b>	<b>0</b>	<b>0</b>	<b>1</b>	<b>0</b>	—	<b>0</b>	—	<b>0</b>	<b>6</b>
Stepfret Williams, WR 1998.....	0	1	0	0	0	0	—	0	—	0	6
Alfred Williams, LB/DE 1991-94.....	0	0	0	0	0	0	—	0	—	2	4
Ross Browner, DE 1978-86.....	0	0	0	0	0	0	1	0	—	1	3
Coy Bacon, DE 1976-77.....	0	0	0	0	0	0	—	0	—	1	2
Gary Burley, DE 1975-83.....	0	0	0	0	0	0	—	0	—	1	2
Ron Carpenter, DT/DE 1970-76.....	0	0	0	0	0	0	—	0	—	1	2
Alex Gordon, LB 1991-93.....	0	0	0	0	0	0	—	0	—	1	2
Paul Justin, QB 1998.....	0	0	0	0	0	0	—	1	—	0	2
Lemar Marshall, LB 2007.....	0	0	0	0	0	0	—	0	—	1	2
Taylor Mays, S 2011-14.....	0	0	0	0	0	0	—	0	—	1	2
Scott Schutt, LB 1987.....	0	0	0	0	0	0	—	0	—	1	2
Sherman White, DE 1972-75.....	0	0	0	0	0	0	—	0	—	1	2
Marshall Koehn, K 2017.....	0	0	0	0	0	0	1	0	0	0	1
Sandro Vitiello, K 1980.....	0	0	0	0	0	0	1	0	0	0	1

\* STATISTICS NOTES:

- TDs noted in the TD-FR column were TDs scored on defense or special teams on recoveries of opponents' fumbles.
- The two-point conversion existed in the AFL when Cincinnati was an AFL team from 1968-69, but it was not instituted in the NFL until 1994. Thus, all Bengals PATs scored from 1970-1993 were worth one point, regardless of whether they were scored by kick, run or pass.

\*\* PLAYER POINT TOTAL NOTES:

- Barney Bussey scored a TD on a blocked punt recovery in the end zone vs. Detroit in 1989 (Bussey was not credited with the blocked punt itself).
- DeDe Dorsey scored a TD on a 19-yard blocked punt recovery return vs. Arizona in 2007 (Dorsey also was credited with the blocked punt itself).
- Tony Dye scored a TD on a 24-yard blocked punt recovery return vs. Cleveland in 2013 (Dye was not credited with the blocked punt itself).
- Bob Maddox scored a TD on a 3-year blocked punt recovery return vs. Kansas City in 1974 (Maddox also was credited with the blocked punt itself).
- Melvin Morgan scored a TD on a 32-yard fumble recovery return at Houston in 1976 after receiving a lateral from Coy Bacon, who recovered the fumble and returned it 48 yards himself (Morgan was not credited with the recovery itself but he received 32 fumble recovery return yards and the score, while Bacon received the recovery and 48 return yards).
- Terence Newman scored a TD on a 58-yard fumble recovery return vs. Green Bay in 2013. On the play, Reggie Nelson recovered a Packers fumble and returned it six yards before fumbling himself, then Newman recovered Nelson's fumble and returned it for the score. Nelson was credited for the opponent's fumble recovery and a six-yard return on the defensive statistics, while Newman did not receive credit defensively for the fumble recovery or the return yardage.
- Scott Perry scored a TD on a 25-yard blocked punt recovery return vs. Kansas City in 1978 (Perry also was credited with the blocked punt itself).
- Willie Shelby scored a TD on a blocked punt recovery in the end zone vs. Houston in 1977 (Shelby was not credited with the blocked punt itself).
- Brian Simmons received a lateral from CB Robert Bean, who recovered a fumble on a Steelers FG attempt, and returned it 56 yards for a TD vs. Pittsburgh in 2001 (Bean had returned the fumble recovery 10 yards before lateralling the ball to Simmons).
- Reggie Williams scored a TD on a blocked punt recovery in the end zone at Pittsburgh in 1977 (Williams was not credited with the blocked punt itself).

ALL-TIME RUSHING

Order based on total yards. Updated through 2018 season.  
Players active with Bengals as of July 15, 2019 are listed in bold.

PLAYER, POS., YEARS	ATT	YDS	AVG	LG	TD
Corey Dillon, RB 1997-2003.....	1865	8061	4.3	96t	45
James Brooks, RB 1984-91.....	1344	6447	4.8	65t	37
Rudi Johnson, RB 2001-07.....	1441	5742	4.0	54	48
Pete Johnson, FB 1977-83.....	1402	5421	3.9	65	64
Cedric Benson, RB 2008-11.....	1109	4176	3.8	46	21
Harold Green, RB 1990-95.....	968	3727	3.9	75t	8
<b>Giovani Bernard, RB 2013-18.....</b>	<b>744</b>	<b>3111</b>	<b>4.2</b>	<b>89t</b>	<b>19</b>
Essex Johnson, RB/PR/KOR 1968-75.....	675	3070	4.5	86t	18
Boobie Clark, FB 1973-78.....	779	2978	3.8	26	25
Jeremy Hill, RB 2014-17.....	704	2873	4.1	85t	29
Archie Griffin, RB 1976-83.....	691	2808	4.1	77t	7
Charles Alexander, HB/FB 1979-85.....	748	2645	3.5	37	13
Larry Kinnebrew, FB 1983-87.....	639	2582	4.0	52	37
Paul Robinson, RB/KOR 1968-72.....	617	2441	4.0	87t	19
Ken Anderson, QB 1971-86.....	397	2220	5.6	29	20
Jess Phillips, RB/DB 1968-72.....	424	1860	4.4	83	8
BenJarvus Green-Ellis, RB 2012-13.....	498	1850	3.7	48	13
<b>Joe Mixon, RB 2017-18.....</b>	<b>415</b>	<b>1794</b>	<b>4.3</b>	<b>51</b>	<b>12</b>
Ickey Woods, FB 1988-91.....	332	1525	4.6	56	27
Jeff Blake, QB 1994-99.....	285	1499	5.3	30	10
Derrick Fenner, FB 1992-94.....	374	1450	3.9	35t	9
Lennil Elliott, RB 1973-78.....	324	1395	4.3	32	3
Boomer Esiason, QB 1984-92, '97.....	340	1355	4.0	24	5
Stanford Jennings, RB/KOR 1984-90.....	308	1225	4.0	20t	9
<b>Andy Dalton, QB 2011-18.....</b>	<b>362</b>	<b>1148</b>	<b>3.2</b>	<b>25</b>	<b>18</b>
Brandon Bennett, RB/KOR 1998-2003.....	306	1127	3.7	37t	5
Stanley Wilson, RB 1983-84, '86, '88.....	253	1118	4.4	58t	11
Kenny Watson, RB 2003-08.....	242	1117	4.6	25	8
Doug Dressler, RB 1970-74.....	272	1101	4.0	43t	9
Bernard Scott, RB/KOR 2009-13.....	255	1035	4.1	61	4
Garrison Hearst, RB 1996.....	225	847	3.8	24	0
Eric Bieniemy, RB/KOR 1995-98.....	192	803	4.2	33t	6
Ki-Jana Carter, RB 1995-99.....	227	747	3.3	79t	16
Fred Willis, RB 1971-72.....	177	717	4.1	36	7
Chris Perry, RB/KOR 2004-08.....	177	606	3.4	30	2
Eric Ball, FB/KOR 1989-94.....	156	576	3.7	27	8
Stan Fritts, RB 1975-76.....	141	575	4.1	22	11

Deacon Turner, RB/KOR 1978-80.....	142	549	3.9	65	1	Ron Lamb, RB 1968-71.....	33	100	3.0	17	0
Craig Taylor, RB 1989-91.....	114	480	4.2	34t	7	David McCuskey, RB 1987.....	29	94	3.2	12	1
Bill Johnson, RB 1985-87.....	86	475	5.5	34	1	<b>A.J. Green, WR 2011-18.....</b>	<b>11</b>	<b>93</b>	<b>8.5</b>	<b>22</b>	<b>0</b>
David Klingler, QB 1992-95.....	69	420	6.1	29	0	Jeff Hayes, P 1986.....	3	92	30.7	61t	1
Steve Broussard, RB 1994.....	94	403	4.3	37t	2	Mike Dingle, RB 1991-92.....	21	91	4.3	21	0
Rex Burkhead, RB 2013-16.....	87	375	4.3	17	3	Rodney Tate, RB 1982-83.....	27	79	2.9	13	0
Charlie Davis, RB 1974-75.....	72	375	5.2	29	0	Ostell Miles, RB 1992-93.....	30	78	2.6	15	1
Ed Williams, RB 1974-75.....	93	374	4.0	19	5	Isaac Curtis, WR 1973-84.....	25	76	3.0	20	0
Akili Smith, QB 1999-2002.....	70	371	5.3	24	1	Dana Wright, RB 1987.....	24	74	3.1	10	0
Peter Warrick, WR/PR 2000-04.....	52	355	6.8	77t	2	Andre Caldwell, WR/KOR 2008-11.....	9	73	8.1	26	0
Cedric Peerman, RB 2010-17.....	70	349	5.0	48	1	Curtis Keaton, RB/KOR 2000-01.....	11	72	6.5	21	0
Virgil Carter, QB 1970-73.....	54	345	6.4	73	4	Dave Walter, QB 1987.....	16	70	4.4	16	0
Brian Leonard, RB 2009-12.....	86	336	3.9	42	0	Erik Wilhelm, QB 1989-91, '93-97.....	19	69	3.6	18	0
Tony Davis, RB/PR 1976-78.....	84	316	3.8	16	5	Jim Hargrove, RB 1981.....	16	66	4.1	27	1
Carson Palmer, QB 2003-10.....	179	316	1.8	15	5	John Reaves, QB 1975-78.....	17	63	3.7	20	2
Michael Basnight, RB 1999-2000.....	62	308	5.0	46	0	<b>Tyler Boyd, WR 2016-18.....</b>	<b>6</b>	<b>61</b>	<b>10.2</b>	<b>39</b>	<b>0</b>
Ryan Fitzpatrick, QB 2007-08.....	60	304	5.1	22	2	Scott Mitchell, QB 2000-01.....	10	61	6.1	12t	1
Jon Kitna, QB 2001-05.....	101	299	3.0	20	5	Dan Rice, RB 1987.....	18	59	3.3	8	0
Sam Wyche, QB 1968-70.....	43	299	7.0	23	3	Andrew Hawkins, WR 2011-13.....	13	58	4.5	11	0
Turk Schonert, QB 1980-85, '87-89.....	62	276	4.5	19	4	David Verser, WR/KOR 1981-84.....	7	48	6.9	29	0
Marc Logan, RB 1987-88.....	39	213	5.5	51	1	Lorenzo Neal, FB 2001-02.....	14	41	2.9	9	0
Larry Johnson, RB 2009.....	46	204	4.4	27	0	Jay Schroeder, QB 1993.....	10	41	4.1	20	0
Jack Thompson, QB 1979-82.....	39	200	5.1	21	6	Don Bass, WR/TE 1978-81.....	6	40	6.7	14	0
Jeff Cothran, FB 1994-96.....	57	191	3.4	15	1	James Joseph, RB 1995.....	16	40	2.5	8	0
DeDe Dorsey, RB 2007-08.....	26	191	7.3	45	0	Joe Wilson, RB 1973.....	10	39	3.9	11	0
Donald Hollas, QB 1991-94.....	32	175	5.5	27	0	<b>Alex Erickson, WR/KOR/PR 2016-18.....</b>	<b>8</b>	<b>38</b>	<b>4.8</b>	<b>14</b>	<b>0</b>
Chad Johnson, WR 2001-10.....	24	175	7.3	26	0	Champ Henson, RB 1975.....	11	38	3.5	8	0
Eddie Brown, WR 1985-91.....	25	164	6.6	35	0	Brian Hill, RB 2017.....	11	37	3.4	11	0
Mohamed Sanu, WR 2012-15.....	26	153	5.9	26	2	Tom Dinkel, LB 1978-83, '85.....	13	34	11.3	20	0
Jeremi Johnson, FB 2003-09.....	52	149	2.9	15	2	Neil O'Donnell, QB 1998.....	13	34	2.6	10	0
Greg Cook, QB 1969-74.....	25	148	5.9	30	1	Mark Walton, RB 2018.....	14	34	2.4	10	0
Tom Smiley, RB 1968.....	63	146	2.3	11	1	AJ McCarron, QB 2014-16.....	14	31	2.2	16	0
Marvin Jones, WR 2012-15.....	16	145	9.1	37	0	James Johnson, RB 2008.....	9	29	3.2	12	0
Nick Luchey, FB/H-B 1999-2002, '05.....	143	143	4.3	13	2	Dale Livingston, P/K 1968-69.....	2	29	14.5	18	0
T.J. Houshmandzadeh, WR/PR 2001-08.....	23	142	6.2	17	1	Clif Groce, FB 1999-2000.....	11	26	2.4	8	1
Danay Scott, WR 1994-2004.....	21	137	6.5	23	0	Eric Crabtree, WR 1969-71.....	4	24	6.0	16	0
Warren McVea, WR/KOR 1968.....	9	133	14.8	80t	1	Mike Martin, WR/PR/KOR 1983-89.....	3	24	8.0	15	0
Estes Banks, RB 1968.....	34	131	3.9	20	0	James Wright, WR 2014-16.....	5	24	4.8	13	0
<b>Jeff Driskel, QB 2016-18.....</b>	<b>25</b>	<b>130</b>	<b>5.2</b>	<b>27t</b>	<b>2</b>	Steve Kreider, WR 1979-86.....	4	23	5.8	21	0
Brian Milne, FB 1996-99.....	34	125	3.7	26	4	Gus Frerotte, QB 2002.....	4	22	5.5	9	0
Clem Turner, RB 1969.....	23	105	4.6	34	0	Charlie Joiner, WR 1972-75.....	5	22	4.4	8	0

(All-time individual stats — rushing, cont.)

Dave Lewis, P/QB 1970-73.....	12	22	1.8	15	0
Tab Perry, WR/KOR 2005-07.....	6	22	3.7	9	1
Daniel Pope, P 2000.....	2	22	11.0	22	0
Speedy Thomas, WR 1969-72.....	8	22	2.8	16t	1
Chris Crocker, S 2008-13.....	1	21	21.0	21	0
<b>John Ross III, WR 2017-18.....</b>	<b>5</b>	<b>21</b>	<b>4.2</b>	<b>12</b>	<b>0</b>
Saint Saffold, WR 1968.....	1	21	21.0	21	0
Brandon Tate, WR/KOR/PR 2011-15.....	4	21	5.3	12	0
Tommy Casanova, S/PR 1972-77.....	1	20	20.0	20	0
John Holifield, RB 1988-89.....	11	20	1.8	11	0
Josh Johnson, QB 2013.....	7	20	2.9	10	0
Sedrick Shaw, RB 1999.....	4	20	5.0	10	1
Greg Meehan, WR 1987.....	4	19	4.8	17	0
Adrian Breen, QB 1987.....	6	18	3.0	9	0
Tim McGee, WR/KOR 1986-92, '94-95.....	8	18	2.3	25	0
Ben Bennett, QB 1987.....	2	17	8.5	9	0
Dewey Warren, QB 1968.....	4	17	4.3	12	0
Cliff Russell, WR/KOR 2004.....	3	15	5.0	13	0
Jeff Query, WR 1992-95.....	3	14	4.7	8	0
Reece Morrison, RB 1972-73.....	4	13	3.3	8	0
Cleotha Montgomery, RB/KOR/PR 1980.....	1	12	12.0	12	0
J.T. O'Sullivan, QB 2009.....	3	12	4.0	6	0
John Farley, RB 1984.....	7	11	1.6	5	0
Lynn James, WR 1990-91.....	1	11	11.0	11	0
Kyle Larson, P 2004-08.....	1	11	11.0	11t	1
Laveranues Coles, WR 2009.....	2	10	5.0	8	0
Rex Keeling, P 1968.....	1	10	10.0	10	0
Antonio Chatman, WR/PR 2006-09.....	3	9	3.0	5	0
Damon Gibson, WR/PR 1998.....	1	9	9.0	9	0

Willie Shelby, RB/KOR/PR 1976-77.....	5	9	1.8	3	0
Wayne Clark, QB 1974.....	1	8	8.0	8t	1
Steve Conley, RB 1972.....	3	8	2.7	5	0
Reggie McNeal, WR 2006.....	1	8	8.0	8	0
Sandy Durko, S 1970-72.....	1	7	7.0	7	0
<b>Clayton Fejedelem, S 2016-18.....</b>	<b>2</b>	<b>6</b>	<b>3.0</b>	<b>6</b>	<b>0</b>
Mike Levenseller, WR 1979-80.....	1	6	6.0	6	0
Carl Pickens, WR/PR 1992-99.....	6	6	1.0	6	0
Patrick Robinson, WR/PR/KOR 1993.....	1	6	6.0	6	0
Ryan Benjamin, RB 1993.....	3	5	1.7	2	0
Daniel Herron, RB 2012.....	4	5	1.3	6	0
Bobby Hunt, S 1968-69.....	1	5	5.0	5t	1
Mike Norseth, QB 1987-88.....	1	5	5.0	5	0
Michael Blair, FB 1998.....	1	4	4.0	4	0
Glenn Bujnoch, G 1976-82.....	1	4	4.0	4t	1
Doug Gaynor, QB 1986.....	1	4	4.0	4	0
Jordan Palmer, QB 2008-10.....	1	4	4.0	4	0
Kelley Washington, WR 2003-06.....	2	4	2.0	5	0
Ted Washington, RB 1968.....	1	4	4.0	4	0
John McDaniel, WR 1974-77.....	2	3	1.5	5	0
Nathan Poole, RB 1979-80.....	6	3	0.5	7	0
Rod Sherman, WR/K 1968.....	1	3	3.0	3	0
Glenn Holt, WR/KOR 2006-08.....	2	2	1.0	1	0
Paul Justin, QB 1998.....	1	2	2.0	2	0
<b>Josh Malone, WR 2017-18.....</b>	<b>2</b>	<b>2</b>	<b>1.0</b>	<b>4</b>	<b>0</b>
Jerome Simpson, WR 2008-11.....	1	2	2.0	2	0
Quincy Wilson, RB 2006-07.....	2	2	1.0	5	0
Fred Burns, RB 1995.....	1	1	1.0	1	0
Jason Campbell, QB 2014.....	1	1	1.0	1	0
Bruce Coslet, TE 1969-76.....	1	1	1.0	1	0
Skyler Green, WR 2007.....	1	1	1.0	1	0
John Stofa, QB 1968-69.....	10	1	0.1	13	0

Michael Westbrook, WR 2002.....	1	1	1.0	1	0
Marvin Cobb, S 1975-79.....	1	0	0.0	0	0
Brad Costello, P 1998-99.....	1	0	0.0	0	0
Rob Hertel, QB 1978.....	1	0	0.0	0	0
Ryan Hewitt, H-B 2014-17.....	1	0	0.0	0	0
Chris Pressley, FB 2010-13.....	1	0	0.0	0	0
Jim Corbett, TE 1977-80.....	1	-1	-1.0	-1	0
Bruce Gradkowski, QB 2011-12.....	7	-1	-0.1	1	0
Scottie Graham, RB 1997.....	1	-1	-1.0	-1	0
<b>Kevin Huber, P 2009-18.....</b>	<b>3</b>	<b>-1</b>	<b>-0.3</b>	<b>0</b>	<b>0</b>
Eric Kresser, QB 1997-99.....	1	-1	-1.0	-1	0
Dennis Law, WR/PR 1978.....	1	-1	-1.0	-1	0
Dane Sanzenbacher, WR 2013-14.....	1	-1	-1.0	-1	0
Bob Trumpy, TE/WR 1968-77.....	1	-1	-1.0	-1	0
Craig Yeast, WR/PR 1999-2000.....	3	-1	-0.3	15	0
Jeff Christensen, QB 1983.....	1	-2	-2.0	-2	0
Quan Cosby, WR/PR 2009-10.....	1	-2	-2.0	-2	0
Ira Hillary, WR/PR 1987-89.....	1	-2	-2.0	-2	0
Brandon LaFell, WR 2016-17.....	1	-2	-2.0	-2	0
Jeff Hill, WR 1994-96.....	1	-3	-3.0	-3	0
Scott Covington, QB 1999-2001.....	2	-4	-2.0	-2	0
M.L. Harris, TE 1980-85.....	4	-5	-1.3	5	0
Neil Rackers, K 2000-02.....	1	-5	-5.0	-5	0
Pat McNally, P/WR 1976-85.....	5	-7	-1.4	18	0
Anthony Wright, QB 2006.....	4	-12	-3.0	-1	0
Mike Barber, WR 1990-92.....	1	-13	-13.0	-13	0
David Dunn, WR/KOR 1995-98.....	1	-13	-13.0	-13	0
Cris Collinsworth, WR 1981-88.....	7	-15	-2.1	8	0
Billy Brooks, WR 1976-79.....	3	-17	-5.7	4	0
Lee Johnson, P/K 1988-98.....	4	-25	-6.3	0	0

ALL-TIME PASSING

Order based on passer rating. Updated through 2018 season.  
Players active with Bengals as of July 15, 2019 are listed in bold.

500 OR MORE ATTEMPTS

PLAYER, POS., YEARS	ATT	CMP	YDS	TD	INT	LG	SKD-YDS	RAT
<b>Andy Dalton, QB 2011-18.....</b>	<b>3921</b>	<b>2443</b>	<b>28,100</b>	<b>188</b>	<b>104</b>	<b>86t</b>	<b>241-1489</b>	<b>88.8</b>
Carson Palmer, QB 2003-10.....	3217	2024	22,694	154	100	78t	160-1116	86.9
Boomer Esiason, QB 1984-92, '97.....	3564	2015	27,149	187	131	86t	237-1858	83.1
Ken Anderson, QB 1971-86.....	4475	2654	32,838	197	160	94t	398-2875	81.9
Jeff Blake, QB 1994-99.....	2221	1240	15,134	93	62	88t	171-1044	79.3
Virgil Carter, QB 1970-73.....	582	328	3850	22	20	90t	40-313	74.9
Jon Kitna, QB 2001-05.....	1707	1009	10,707	59	59	82t	94-644	74.6
David Klingler, QB 1992-95.....	687	375	3880	16	21	83t	83-523	66.1

50-499 ATTEMPTS

PLAYER, POS., YEARS	ATT	CMP	YDS	TD	INT	LG	SKD-YDS	RAT
A.J. McCarron, QB 2014-17.....	133	86	920	6	2	66t	13-72	93.6
Neil O'Donnell, QB 1998.....	343	212	2216	15	4	76t	30-217	90.2
Greg Cook, QB 1969-74.....	200	107	1865	15	11	78t	29-195	87.6
<b>Jeff Driskel, QB 2016-18.....</b>	<b>176</b>	<b>105</b>	<b>1003</b>	<b>6</b>	<b>2</b>	<b>37</b>	<b>16-122</b>	<b>82.2</b>
Sam Wyche, QB 1968-70.....	220	115	1743	12	8	80t	49-321	81.7
Turk Schonert, QB 1980-85, 87-89.....	350	216	2756	7	12	71	43-330	78.7
Erik Wilhelm, QB 1989-91, 93-97.....	136	77	912	5	6	46t	8-43	71.1
Ryan Fitzpatrick, QB 2007-08.....	372	221	1905	8	9	79	38-193	70.0
Jay Schroeder, QB 1993.....	159	78	832	5	2	37	13-87	70.0
Donald Hollas, QB 1991-94.....	115	67	645	3	5	24t	16-122	64.6
John Stofa, QB 1968-69.....	177	85	896	5	5	60	17-140	60.8
Paul Justin, QB 1998.....	63	34	426	1	3	41	7-60	60.7
Dewey Warren, QB 1968.....	80	47	506	1	4	45t	10-69	60.7
Jack Thompson, QB 1979-82.....	370	175	2072	13	19	59t	36-352	55.1
Akili Smith, QB 1999-2002.....	461	215	2212	5	13	46	59-327	52.8
John Reeves, QB 1975-78.....	276	131	1546	7	17	51t	15-104	47.8
Gus Fretette, QB 2002.....	85	44	437	1	5	51	10-74	46.1
Scott Mitchell, QB 2000-01.....	199	93	1004	3	11	38	18-97	44.0

FEWER THAN 50 ATTEMPTS

PLAYER, POS., YEARS	ATT	CMP	YDS	TD	INT	LG	SKD-YDS	RAT
Mohamed Sanu, WR 2012-15.....	5	5	177	2	0	73t	1-6	158.3
Archie Griffin, RB 1976-83.....	4	3	39	2	0	18t	1-3	144.8
Lee Johnson, P/K 1988-98.....	5	4	19	2	0	7t	0-0	122.1

Lenvil Elliott, RB 1973-78.....	1	1	17	0	0	17	0-0	118.8
Jack Gehrke, WR 1969.....	1	1	13	0	0	13	0-0	118.8
Darnay Scott, WR 1994-2001.....	1	1	53	0	0	53	0-0	118.8
Jim Breech, K 1980-92.....	1	1	12	0	0	12	0-0	116.7
Pat McNally, P/WR 1976-85.....	4	3	81	0	0	43	0-0	116.7
Anthony Wright, QB 2006.....	3	3	31	0	0	22	0-0	109.7
Doug Gaynor, QB 1986.....	3	3	30	0	0	16	1-5	108.3
James Brooks, RB 1984-91.....	2	1	8	1	0	8t	0-0	100.0
Dale Livingston, P/K 1968-69.....	2	2	15	0	0	17	0-0	97.9
Fred Willis, RB 1971-72.....	3	2	24	0	0	16	0-0	91.0
Scott Covington, QB 1999-2001.....	5	4	23	0	0	8	0-0	85.8
Adrian Breen, QB 1987.....	8	3	9	1	0	6	3-18	85.4
Carl Pickens, WR/PR 1992-99.....	3	2	18	0	0	12	0-0	82.6
Stan Fritts, RB 1975-76.....	4	2	31	0	0	16	0-0	76.0
Jason Campbell, QB 2014.....	19	11	74	0	0	38	1-0	66.6
Dave Walter, QB 1987.....	21	10	113	0	0	35	2-15	64.2
Bruce Gradkowski, QB 2011-12.....	29	13	174	1	1	44	1-7	61.6
Dave Green, P/K 1974-75.....	3	1	22	0	0	22	0-0	60.4
Dave Lewis, P/QB 1970-73.....	14	6	57	0	0	18	4-22	54.8
Eric Kresser, QB 1997-99.....	21	10	164	1	2	37	0-0	50.6
J.T. O'Sullivan, QB 2009.....	11	4	40	0	0	16	3-31	47.5
Eric Bieniemy, RB/KOR 1995-98.....	2	0	0	0	0	0	0-0	39.6
<b>Tyler Boyd, WR 2016-18.....</b>	<b>1</b>	<b>0</b>	<b>0</b>	<b>0</b>	<b>0</b>	<b>0</b>	<b>0-0</b>	<b>39.6</b>
Steve Broussard, RB 1994.....	1	0	0	0	0	0	0-0	39.6
Ki-Jana Carter, RB 1995-99.....	1	0	0	0	0	0	0-0	39.6
Marvin Cobb, S 1975-79.....	1	0	0	0	0	0	0-0	39.6
David Dunn, WR/KOR 1995-98.....	1	0	0	0	0	0	0-0	39.6
Rob Hertel, QB 1978.....	4	1	9	0	0	9	0-0	39.6
Lynn James, WR 1990-91.....	1	0	0	0	0	0	0-0	39.6
Chad Johnson, WR 2001-10.....	1	0	0	0	0	0	0-0	39.6
Rex Keeling, P 1968.....	1	0	0	0	0	0	0-0	39.6
Doug Pelfrey, K 1993-99.....	1	0	0	0	0	0	0-0	39.6
Bernard Scott, RB 2009-13.....	1	0	0	0	0	0	0-0	39.6
Jordan Palmer, QB 2008-10.....	15	10	59	0	2	13	4-31	34.4
Wayne Clark, QB 1974.....	22	9	98	0	3	19	1-1	15.2
Ben Bennett, QB 1987.....	6	2	25	0	1	18	0-0	7.6
Cris Collinsworth, WR 1981-88.....	1	0	0	0	1	0	0-0	0.0
Corey Dillon, RB 1997-2003.....	1	0	0	0	1	0	1-4	0.0
Steve Kreider, WR 1979-86.....	7	2	14	0	1	13	1-9	0.0
Todd Philcox, QB 1990.....	2	0	0	0	1	0	2-9	0.0
Eddie Brown, WR 1985-91.....	0	0	0	0	0	0	1-6	0.0
Ira Hillary, WR/PR 1987-89.....	0	0	0	0	0	0	1-13	0.0

ALL-TIME RECEPTIONS

Order based on total receptions. Updated through 2018 season.  
Players active with Bengals as of July 15, 2019 are listed in bold.

PLAYER, POS., YEARS	REC	YDS	AVG	LG	TD
Chad Johnson, WR 2001-10.....	751	10,783	14.4	82t	66
<b>A.J. Green, WR 2011-18.....</b>	<b>602</b>	<b>8907</b>	<b>14.8</b>	<b>82t</b>	<b>63</b>
Carl Pickens, WR/PR 1992-99.....	530	6887	13.0	75t	63
T.J. Houshmandzadeh, WR/PR 2001-08.....	507	5782	11.4	62	37
Cris Collinsworth, WR 1981-88.....	417	6698	16.1	74t	36
Isaac Curtis, WR 1973-84.....	416	7101	17.1	85t	53
Darnay Scott, WR 1994-2001.....	386	5975	15.5	88t	36
Eddie Brown, WR 1985-91.....	363	6134	16.9	86t	41
Rodney Holman, TE 1982-92.....	319	4239	13.6	73t	34
Tony McGee, TE 1993-2001.....	299	3795	12.7	54	20
Bob Trumpy, TE/WR 1968-77.....	298	4060	15.4	80t	35
James Brooks, RB 1984-91.....	297	3012	10.1	57t	27
Tim McCarver, WR/KOR 1986-92, '94-95.....	282	4073	16.7	78t	25
Jermaine Gresham, TE 2010-14.....	280	2722	9.7	55t	24
<b>Giovani Bernard, RB 2013-18.....</b>	<b>265</b>	<b>2278</b>	<b>8.6</b>	<b>61t</b>	<b>8</b>
Peter Warrick, WR/PR 2000-04.....	264	2811	10.6	77t	18
Dan Ross, TE 1979-83, '85.....	263	3204	12.2	41	16
Chip Myers, WR 1969-76.....	218	3079	14.1	63	12
Corey Dillon, RB 1997-2003.....	192	1482	7.7	41	5
Archie Griffin, RB 1976-83.....	192	1607	8.4	52t	6
Pete Johnson, FB 1977-83.....	173	1327	7.7	34	1



(All-time individual stats — receptions, cont.)

Pat McInally, P/WR 1976-85.....	57	808	14.2	59t	5
Jordan Shipley, WR 2010-11.....	56	614	11.0	64t	3
Ki-Jana Carter, RB 1995-99.....	52	375	7.2	35	1
Brian Milne, FB 1996-99.....	52	291	5.6	20	0
Tony Stewart, TE 2002-06.....	50	412	8.2	26	2
Ickey Woods, FB 1988-91.....	47	397	8.4	25	0
Antonio Chatman, WR/PR 2006-09.....	43	365	8.5	25	1
Laveranues Coles, WR 2009.....	43	514	12.0	40	5
Danny Farmer, WR 2000-02.....	43	611	14.2	51	1
Lorenzo Neal, FB 2001-02.....	40	234	5.9	15	2
<b>Alex Erickson, WR/KOR/PR 2016-18.....</b>	<b>38</b>	<b>418</b>	<b>11.0</b>	<b>37</b>	<b>1</b>
Willie Jackson, WR 1998-99.....	38	534	14.1	47	2
Mike Barber, WR 1990-92.....	37	451	12.2	42t	2
Jim Riggs, TE 1987-92.....	37	274	7.4	21	0
Cliff Groce, FB 1999-2000.....	36	199	5.5	14	0
Reggie Rembert, WR 1991-93.....	36	437	12.1	27	1
Craig Thompson, TE 1992-93.....	36	281	7.8	32	3
Steve Broussard, RB 1994.....	34	218	6.4	25	0
Rex Burkhead, RB 2013-16.....	34	288	8.5	27	1
Brandon Tate, WR/KOR/PR 2011-15.....	33	469	14.2	55t	3
Fred Willis, RB 1971-72.....	33	269	8.2	29	0
Rod Sherman, WR/K 1968.....	31	374	12.1	27t	1
Daniel Coats, TE/FB 2007-10.....	30	291	9.7	25	0
<b>Cody Core, WR 2016-18.....</b>	<b>30</b>	<b>360</b>	<b>12.0</b>	<b>50</b>	<b>1</b>
Kevin Walter, WR 2003-05.....	30	296	9.9	33	1
Bernard Scott, RB/KOR 2009-13.....	29	165	5.7	25	0
James Hundon, WR 1996-99.....	28	416	14.9	61	4
Craig Taylor, RB 1989-91.....	28	188	6.7	20	3
J.P. Foschi, TE 2009-10.....	27	260	9.6	27	2
Ira Hillary, WR/PR 1987-89.....	27	303	11.2	31	2
Stanley Wilson, RB 1983-84, '86, '88.....	27	277	10.3	34	2
Craig Yeast, WR/PR 1999-2000.....	27	321	11.9	27	0
BenJarvus Green-Ellis, RB 2012-13.....	26	126	4.8	13	0
John McDaniel, WR 1974-77.....	26	459	17.7	60	1
Jim Corbett, TE 1977-80.....	25	376	15.0	51	1
Deacon Turner, RB/KOR 1978-80.....	25	141	5.6	15t	1
Nick Luchey, FB/H-B 1999-2002, '05.....	24	226	9.4	20	0
David Verser, WR/KOR 1981-84.....	23	454	19.7	73t	3
Ed Williams, RB 1974-75.....	23	194	8.4	20	2
Eric Ball, FB/KOR 1989-94.....	22	216	9.8	48t	3
Ryan Hewitt, H-B 2014-17.....	22	220	10.0	22	0
Warren McVea, WR/KOR 1968.....	21	264	12.6	55t	2
<b>John Ross III, WR 2017-18.....</b>	<b>21</b>	<b>210</b>	<b>10.0</b>	<b>39t</b>	<b>7</b>
Glenn Holt, WR/KOR 2006-08.....	20	172	8.6	22	2
James Joseph, RB 1995.....	20	118	5.9	13	0
Jeff Cothran, FB 1994-96.....	19	117	6.2	15	1
Charlie Davis, RB 1974-75.....	19	171	9.0	32	0
Damon Gibson, WR/PR 1998.....	19	258	13.6	76t	3
Troy Sadowski, TE 1994-96.....	19	106	5.6	12	0
Tom Smiley, RB 1968.....	19	86	4.5	17	0

Armon Binns, WR 2012.....	18	210	11.7	48t	1
Rodney Tate, RB 1982-83.....	18	142	7.9	25	0
James Wright, WR 2014-16.....	18	197	10.9	30	0
Kendal Smith, WR 1989-90.....	17	185	10.9	41t	1
Michael Basnight, RB 1999-2000.....	16	172	10.8	47	0
Brian Brennan, WR 1992.....	16	166	10.4	21	1
Bill Johnson, RB 1985-87.....	16	122	7.6	17	0
Saint Saffold, WR 1968.....	16	172	10.8	25	0
Ben Utech, TE 2008-09.....	16	123	7.7	14	0
Tony Davis, RB/PR 1976-78.....	15	135	9.0	28	0
Stan Fritts, RB 1975-76.....	15	138	9.2	19	2
Dane Sanzenbacher, WR 2013-14.....	15	166	11.1	26	0
Damon Griffin, WR/PR 1999-2000.....	14	137	9.8	20	0
Rick Walker, TE 1977-79.....	14	153	10.9	28	3
Cedric Peerman, RB 2010-17.....	13	123	9.5	17	0
Garrison Hearst, RB 1996.....	12	131	10.9	40	1
Donald Lee, TE 2011.....	11	115	10.5	26	0
Ryan Whalen, WR 2011-13.....	11	80	7.3	13	0
Lynn James, WR 1990-91.....	10	139	13.9	22	1
Tab Perry, WR/KOR 2005-07.....	10	109	10.9	30	1
Orson Charles, TE 2012-13.....	9	109	12.1	25	0
Steve Bush, TE/FB/LS 1997-2000.....	8	82	10.3	18	0
Patrick Robinson, WR/PR/KOR 1993.....	8	72	9.0	14	0
Michael Westbrook, WR 2002.....	8	94	11.8	26t	2
<b>Josh Malone, WR 2017-18.....</b>	<b>7</b>	<b>75</b>	<b>10.7</b>	<b>25t</b>	<b>1</b>
Anthony Munoz, OT 1980-92.....	7	18	2.6	12	4
Wesley Carroll, WR 1993.....	6	81	13.5	28	0
Quan Cosby, WR/PR 2009-10.....	6	71	11.8	23	0
DeDe Dorsey, RB 2007-08.....	6	68	11.3	36	0
David Frisch, TE 1993-94.....	6	43	7.2	12	0
Ken Herock, TE 1968.....	6	75	12.5	22	0
James Johnson, RB 2008.....	6	47	7.8	16	0
Greg Little, WR 2014-15.....	6	69	11.5	21	0
Ostell Miles, RB 1992-93.....	6	89	14.8	27	0
Stefret Williams, WR 1998.....	6	81	13.5	19t	1
Kevin Brock, TE 2014.....	5	21	4.2	10	0
Colin Cochart, TE 2011.....	5	44	8.8	25	1
Mike Dingle, RB 1991-92.....	5	23	4.6	12	1
Dennis Law, WR/PR 1978.....	5	81	16.2	20	0
Marc Logan, RB 1987-88.....	5	34	6.8	18	0
Chris Pressley, FB 2010-13.....	5	26	5.2	9	1
Clem Turner, RB 1969.....	5	14	2.8	8	0
Mark Walton, RB 2018.....	5	41	8.2	24	0
Estes Banks, RB 1968.....	4	15	3.8	13	1
Ryan Hill, WR 1994-96.....	4	44	11.0	18	0
Ron Lamb, RB 1968-71.....	4	77	19.3	60	1
Milt Stegall, WR/KOR 1992-94.....	4	43	10.8	13	1
<b>Auden Tate, WR 2018.....</b>	<b>4</b>	<b>35</b>	<b>8.8</b>	<b>15</b>	<b>0</b>
Jeff Thomason, TE 1992-93.....	4	22	5.5	10	0
Gunnard Twynier, WR 1997.....	4	45	11.3	16	0
Dana Wright, RB 1987.....	4	28	7.0	11	0
Chase Coffman, TE 2009-10.....	3	30	10.0	14	0
Shane Garrett, WR/KOR 1991-92.....	3	32	10.7	13	0

Skyler Green, WR 2007.....	3	33	11.0	18	0
Larry Johnson, RB 2009.....	3	4	1.3	6	0
Matt Lengel, TE 2018.....	3	17	5.7	9	1
Greg Meehan, WR 1987.....	3	25	8.3	12	0
Nathan Poole, RB 1979-80.....	3	-14	-4.7	3	0
Alex Smith, TE 2013-14.....	3	12	4.0	7	1
John Farley, RB 1984.....	2	11	5.5	10	0
Jake Fisher, OT/H-B 2015-18.....	2	43	21.5	31	0
<b>Jordan Franks, TE 2018.....</b>	<b>2</b>	<b>37</b>	<b>18.5</b>	<b>32</b>	<b>0</b>
John Garrett, WR 1989.....	2	29	14.5	18	0
Tim George, WR 1973.....	2	28	14.0	19	0
Brian Hill, RB 2017.....	2	36	18.0	34	0
John Holifield, RB 1988-89.....	2	18	9.0	14	0
Don Kern, TE 1984-85.....	2	14	7.0	9	0
Nate Lawrie, TE 2007-08.....	2	11	5.5	7	0
Mike Levenseller, WR 1979-80.....	2	30	15.0	22	0
Ed Marshall, WR 1971.....	2	18	9.0	10	0
Kirk McMullen, TE 2001.....	2	15	7.5	11	0
Jack Novak, TE 1975.....	2	34	17.0	19	0
Marquis Pleasant, WR 1987.....	2	45	22.5	35	0
Ken Riley, CB 1969-83.....	2	15	7.5	17	0
Wade Russell, TE 1987.....	2	27	13.5	23	1
Melvin Tuten, OT/TE 1995-96.....	2	12	6.0	9	1
Derek Ware, TE 1995.....	2	36	18.0	21	0
Andre White, TE 1968.....	2	18	9.0	11	0
Mario Alford, WR 2015.....	1	15	15.0	15	0
Ryan Benjamin, RB 1993.....	1	16	16.0	16	0
Brian Blados, G/OT 1984-91.....	1	4	4.0	4	0
Michael Blair, FB 1998.....	1	7	7.0	7	0
Drew Buie, WR 1972.....	1	5	5.0	5	0
Al Chandler, TE 1973-74.....	1	9	9.0	9	0
<b>Andy Dalton, QB 2011-18.....</b>	<b>1</b>	<b>18</b>	<b>18.0</b>	<b>18t</b>	<b>1</b>
Ryan Fitzpatrick, QB 2007-08.....	1	-3	-3.0	-3	0
Scottie Graham, RB 1997.....	1	1	1.0	1	0
Jim Hargrove, RB 1981.....	1	0	0.0	0	0
Champ Henson, RB 1975.....	1	-2	-2.0	-2	0
Bernard Jackson, S/CB/KOR 1972-76.....	1	22	22.0	22	0
Bob Johnson, C 1968-79.....	1	3	3.0	3	0
Curtis Keaton, RB/KOR 2000-01.....	1	9	9.0	9	0
Mike Kelly, TE 1970-72.....	1	9	9.0	9	0
David Klingler, QB 1992-95.....	1	-6	-6.0	-6	0
Marcus Maxwell, WR 2007-08.....	1	5	5.0	5	0
David McCluskey, RB 1987.....	1	8	8.0	8	0
Reece Morrison, RB 1972-73.....	1	4	4.0	4	0
Carl Parker, WR 1988-89.....	1	45	45.0	45	0
Bill Peterson, LB 1968-72.....	1	10	10.0	10	0
Cliff Russell, WR/KOR 2004.....	1	21	21.0	21	0
Sedrick Shaw, RB 1999.....	1	-4	-4.0	-4	0
Willie Shelby, RB/KOR/PR 1976-77.....	1	3	3.0	3	0
Akili Smith, QB 1999-2002.....	1	6	6.0	6	0
Tommie Smith, WR 1969.....	1	41	41.0	41	0
Andrew Whitworth, OT/G 2006-16.....	1	1	1.0	1t	1
Sam Wyche, QB 1968-70.....	1	5	5.0	5	0

ALL-TIME RECEIVING YARDS

Order based on total yards. Updated through 2018 season.  
Players active with Bengals as of July 15, 2019 are listed in bold.

PLAYER, POS., YEARS	YDS	REC	AVG	LG	TD
Chad Johnson, WR 2001-10.....	10,783	751	14.4	82t	66
<b>A.J. Green, WR 2011-18.....</b>	<b>8907</b>	<b>602</b>	<b>14.8</b>	<b>82t</b>	<b>63</b>
Isaac Curtis, WR 1973-84.....	7101	416	17.1	85t	53
Carl Pickens, WR/PR 1992-99.....	6887	530	13.0	75t	63
Cris Collinsworth, WR 1981-88.....	6698	417	16.1	74t	36
Eddie Brown, WR 1985-91.....	6134	363	16.9	86t	41
Darnay Scott, WR 1994-2001.....	5975	386	15.5	88t	36
T.J. Houshmandzadeh, WR/PR 2001-08.....	5782	507	11.4	62	37
Tim McGee, WR/KOR 1986-92, '94-95.....	4703	282	16.7	78t	25
Bob Trumpy, TE/WR 1968-77.....	4600	298	15.4	80t	35
Rodney Holman, TE 1982-92.....	4329	318	13.6	73t	34
Tony McGee, TE 1993-2001.....	3795	299	12.7	54	20
Dan Ross, TE 1979-83, '85.....	3204	263	12.2	41	16
Chip Myers, WR 1969-76.....	3079	218	14.1	63	12
James Brooks, RB 1984-91.....	3012	297	10.1	57t	27
Peter Warrick, WR/PR 2000-04.....	2811	264	10.6	77t	18
Jermaine Gresham, TE 2010-14.....	2722	280	9.7	55t	24
<b>Giovani Bernard, RB 2013-18.....</b>	<b>2278</b>	<b>265</b>	<b>8.6</b>	<b>61t</b>	<b>8</b>
Steve Kreider, WR 1979-86.....	2119	150	14.1	56	9
<b>Tyler Boyd, WR 2016-18.....</b>	<b>1856</b>	<b>152</b>	<b>12.2</b>	<b>49t</b>	<b>10</b>
Chris Henry, WR 2005-09.....	1826	119	15.3	73	21
Mohamed Sanu, WR 2012-15.....	1793	152	11.8	76t	11
Marvin Jones, WR 2012-15.....	1729	134	12.9	47	15
<b>Tyler Eifert, TE 2013-18.....</b>	<b>1716</b>	<b>142</b>	<b>12.1</b>	<b>71</b>	<b>21</b>
Billy Brooks, WR 1976-79.....	1683	93	18.1	94t	7
Archie Griffin, RB 1976-83.....	1607	192	8.4	52t	6
Don Bass, WR/TE 1978-81.....	1580	117	13.5	55t	13
Essex Johnson, RB/PR/KOR 1968-75.....	1541	121	12.7	78t	11
Corey Dillon, RB 1997-2003.....	1482	192	7.7	41	5
Charlie Joiner, WR 1972-75.....	1463	82	17.8	65t	6
Brandon LaFell, WR 2016-17.....	1410	116	12.2	86t	9
M.L. Harris, TE 1980-85.....	1369	99	13.8	80t	10
Pete Johnson, FB 1977-83.....	1327	173	7.7	34	6
Speedy Thomas, WR 1969-72.....	1236	93	13.3	90t	8
Eric Crabtree, WR 1969-71.....	1188	73	16.3	73t	11
Andre Caldwell, WR/KOR 2008-11.....	1172	124	9.5	53	6
Boobie Clark, FB 1973-78.....	1139	151	7.5	39	2
David Dunn, WR/KOR 1995-98.....	1132	76	14.9	40	4
Charles Alexander, HB/FB 1979-85.....	1130	165	6.8	65t	2
Eric Bieniemy, RB/KOR 1995-98.....	1098	133	8.3	42	0
Stanford Jennings, RB/KOR 1984-90.....	1027	107	9.6	43t	9
Mike Martin, WR/PR/KOR 1983-89.....	1017	67	15.2	54t	6
Harold Green, RB 1990-95.....	1004	145	6.9	34	3
Jerome Simpson, WR 2008-11.....	1004	71	14.1	84	7

(All-time individual stats — receiving yards, cont.)

Steve Bush, TE/FB/LS 1997-2000.....	82	8	10.3	18	0
Wesley Carroll, WR 1993.....	81	6	13.5	28	0
Dennis Law, WR/PR 1978.....	81	5	16.2	20	0
Stepfret Williams, WR 1998.....	81	6	13.5	19t	1
Ryan Whalen, WR 2011-13.....	80	11	7.3	13	0
Ron Lamb, RB 1968-71.....	77	4	19.3	60	0
Ken Herock, TE 1968.....	75	6	12.5	22	0
<b>Josh Malone, WR 2017-18.....</b>	<b>75</b>	<b>7</b>	<b>10.7</b>	<b>25t</b>	<b>1</b>
Patrick Robinson, WR/PR/KOR 1993.....	72	8	9.0	14	0
Quan Cosby, WR/PR 2009-10.....	71	6	11.8	23	0
Greg Little, WR 2014-15.....	69	6	11.5	21	0
DeDe Dorsey, RB 2007-08.....	68	6	11.3	36	0
James Johnson, RB 2008.....	47	6	7.8	16	0
Carl Parker, WR 1988-89.....	45	1	45.0	45	0
Marquis Pleasant, WR 1987.....	45	2	22.5	35	0
Gunnard Twynier, WR 1997.....	45	4	11.3	16	0
Colin Cochart, TE 2011.....	44	5	8.8	25	1
Jeff Hill, WR 1994-96.....	44	4	11.0	18	0
Jake Fisher, OT/H-B 2015-18.....	43	2	21.5	31	0
David Frisch, TE 1993-94.....	43	6	7.2	12	0
Milt Stegall, WR/KOR 1992-94.....	43	4	10.8	13	1
Tommie Smith, WR 1969.....	41	1	41.0	41	0
Mark Walton, RB 2018.....	41	5	8.2	24	0
<b>Jordan Franks, TE 2018.....</b>	<b>37</b>	<b>2</b>	<b>18.5</b>	<b>32</b>	<b>0</b>
Brian Hill, RB 2017.....	36	2	18.0	34	0
Derek Ware, TE 1995.....	36	2	18.0	21	0

<b>Auden Tate, WR 2018.....</b>	<b>35</b>	<b>4</b>	<b>8.8</b>	<b>15</b>	<b>0</b>
Marq Logan, RB 1987-88.....	34	5	6.8	18	0
Jack Novak, TE 1975.....	34	2	17.0	19	0
Skyler Green, WR 2007.....	33	3	11.0	18	0
Shane Garrett, WR/KOR 1991-92.....	32	3	10.7	13	0
Chase Coffman, TE 2009-10.....	30	3	10.0	14	0
Mike Levenseller, WR 1979-80.....	30	2	15.0	22	0
John Garrett, WR 1989.....	29	2	14.5	18	0
Tim George, WR 1973.....	28	2	14.0	19	0
Dana Wright, RB 1987.....	28	4	7.0	11	0
Wade Russell, TE 1987.....	27	2	13.5	23	1
Chris Pressley, FB 2010-13.....	26	5	5.2	9	1
Greg Meehan, WR 1987.....	25	3	8.3	12	0
Mike Dingle, RB 1991-92.....	23	5	4.6	12	1
Bernard Jackson, S/CB/KOR 1972-76.....	22	1	22.0	22	0
Jeff Thomason, TE 1992-93.....	22	4	5.5	10	0
Kevin Brock, TE 2014.....	21	5	4.2	10	0
Cliff Russell, WR/KOR 2004.....	21	1	21.0	21	0
<b>Andy Dalton, QB 2011-18.....</b>	<b>18</b>	<b>1</b>	<b>18.0</b>	<b>18t</b>	<b>1</b>
John Holifield, RB 1988-89.....	18	2	9.0	14	0
Ed Marshall, WR 1971.....	18	2	9.0	10	0
Anthony Munoz, OT 1980-92.....	18	7	2.6	12	4
Andre White, TE 1968.....	18	2	9.0	11	0
Matt Lengel, TE 2018.....	17	3	5.7	9	1
Ryan Benjamin, RB 1993.....	16	1	16.0	16	0
Mario Alford, WR 2015.....	15	1	15.0	15	0
Estes Banks, RB 1968.....	15	4	3.8	13	1
Kirk McMullen, TE 2001.....	15	2	7.5	11	0
Ken Riley, CB 1969-83.....	15	2	7.5	17	0

Don Kern, TE 1984-85.....	14	2	7.0	9	0
Clem Turner, RB 1969.....	14	5	2.8	8	0
Alex Smith, TE 2013-14.....	12	3	4.0	7	1
Melvin Tuten, OT/TE 1995-96.....	12	2	6.0	9	1
John Farley, RB 1984.....	11	2	5.5	10	0
Nate Lawrie, TE 2007-08.....	11	2	5.5	7	0
Bill Peterson, LB 1968-72.....	10	1	10.0	10	0
Al Chandler, TE 1973-74.....	9	1	9.0	9	0
Curtis Keaton, RB/KOR 2000-01.....	9	1	9.0	9	0
Mike Kelly, TE 1970-72.....	9	1	9.0	9	0
David McCluskey, RB 1987.....	8	1	8.0	8	0
Michael Blair, FB 1998.....	7	1	7.0	7	0
Akili Smith, QB 1999-2002.....	6	1	6.0	6	0
Drew Buie, WR 1972.....	5	1	5.0	5	0
Marcus Maxwell, WR 2007-08.....	5	1	5.0	5	0
Sam Wyche, QB 1968-70.....	5	1	5.0	5	0
Brian Blados, G/OT 1984-91.....	4	1	4.0	4	0
Larry Johnson, RB 2009.....	4	3	1.3	6	0
Reece Morrison, RB 1972-73.....	4	1	4.0	4	0
Bob Johnson, C 1968-79.....	3	1	3.0	3	0
Willie Shelby, RB/KOR/PR 1976-77.....	3	1	3.0	3	0
Scottie Graham, RB 1997.....	1	1	1.0	1	0
Andrew Whitworth, OT/G 2006-16.....	1	1	1.0	1t	1
Jim Hargrove, RB 1981.....	0	1	0.0	0	0
Champ Henson, RB 1975.....	-2	1	-2.0	-2	0
Ryan Fitzpatrick, QB 2007-08.....	-3	1	-3.0	-3	0
Sedrick Shaw, RB 1999.....	-4	1	-4.0	-4	0
David Klingler, QB 1992-95.....	-6	1	-6.0	-6	0
Nathan Poole, RB 1979-80.....	-14	3	-4.7	3	0

## ALL-TIME PUNTING

Order based on punting average. Updated through 2018 season.  
Players active with Bengals as of July 15, 2019 are listed in bold.

### 100 OR MORE PUNTS

PLAYER, POS., YEARS	NO	YDS	AVG	OPP RET	OPP YDS	NET	TB	IN-20	LG	BLK.
<b>Kevin Huber, P 2009-18.....</b>	<b>768</b>	<b>34,618</b>	<b>45.08</b>	<b>328</b>	<b>2657</b>	<b>39.79</b>	<b>62</b>	<b>266</b>	<b>75</b>	<b>4</b>
Dave Lewis, P/QB 1970-73.....	285	12,447	43.67	—	—	—	27	—	63	0
Lee Johnson, P/K 1988-98.....	746	32,196	43.16	368	3841	35.28	93	186	70	5
Kyle Larson, P 2004-08.....	379	15,900	41.95	206	1609	35.74	32	109	75	3
Pat McNally, P/WR 1976-85.....	700	29,307	41.87	407	3588	33.96	82	157	67	9
Dale Livingston, P/K 1968-69.....	140	5805	41.46	—	—	—	7	—	66	1
Dave Green, P/K 1974-75.....	134	5356	39.97	—	—	—	16	—	57	1
Nick Harris, P 2001-03.....	177	7064	39.91	103	1011	32.36	13	37	57	2

### 25-99 TOTAL PUNTS

PLAYER, POS., YEARS	NO	YDS	AVG	OPP RET	OPP YDS	NET	TB	IN-20	LG	BLK.
Will Brice, P 1999.....	60	2475	41.25	36	406	32.08	4	12	72	2
Daniel Pope, P 2000.....	94	3775	40.16	40	387	33.06	14	18	57	0
Kyle Richardson, P 2003-04.....	49	1961	40.02	28	220	33.49	5	9	58	0
Scott Fulhage, P 1987-88.....	96	3840	40.00	55	436	32.69	10	23	58	2

### FEWER THAN 25 TOTAL PUNTS

PLAYER, POS., YEARS	NO	YDS	AVG	OPP RET	OPP YDS	NET	TB	IN-20	LG	BLK.
Mike Nugent, K 2010-16.....	2	80	40.00	0	0	40.00	0	0	43	0
Greg Horne, P 1987.....	19	759	39.95	10	71	32.00	4	2	57	0
Shawn Powell, P 2013.....	7	268	38.29	2	25	34.71	0	3	52	0
Terry Swanson, P 1969.....	12	459	38.25	—	—	—	1	—	55	0
Doug Dressler, RB 1970-74.....	1	34	34.00	—	—	—	0	—	34	0
Chris Bahr, K 1976-79.....	6	196	32.67	2	-1	29.50	1	4	45	0
Travis Dorsch, P/K 2002.....	5	162	32.40	3	153	1.80	0	0	46	0
Boomer Esiason, QB 1984-92, 97.....	4	120	30.00	1	12	27.00	0	2	41	0
Jim Breech, K 1980-92.....	14	409	29.21	2	21	20.57	5	5	43	0
Ron Lamb, RB 1968-71.....	1	29	29.00	—	—	—	0	—	29	0
Fletcher Smith, CB/S/P 1968-71.....	8	230	28.75	—	—	—	0	—	45	0
Rex Keeling, P 1968.....	6	170	28.33	—	—	—	0	—	35	0
Horst Muhlmann, K 1969-74.....	2	38	19.00	—	—	—	0	—	38	1
Doug Pelfrey, K 1993-99.....	3	56	18.67	0	0	18.67	0	0	27	0
Neil Rackers, K 2000-02.....	3	49	16.33	1	4	8.33	1	1	32	0

\* NOTE: Net punting average was not an official NFL statistic until 1976.

## ALL-TIME PUNT RETURNS

Order based on return average. Updated through 2018 season.  
Players active with Bengals as of July 15, 2019 are listed in bold.

### 50 OR MORE PUNT RETURNS

PLAYER, POS., YEARS	NO	FC	YDS	AVG	LG	TD
Adam Jones, CB/PR/KOR 2010-17.....	98	22	1115	11.38	81t	1
Quan Cosby, WR/PR 2009-10.....	70	40	699	9.99	60	0
Mike Martin, WR/PR/KOR 1983-89.....	140	36	1381	9.86	55	0
Peter Warrick, WR/PR 2000-04.....	54	19	526	9.74	82t	2
Corey Sawyer, CB/PR 1994-98.....	50	29	482	9.64	82t	1
Lemar Parrish, CB/PR/KOR 1970-77.....	130	31	1201	9.24	90t	4
Brandon Tate, WR/KOR/PR 2011-15.....	153	69	1411	9.22	56t	1
Tommy Casanova, S/PR 1972-77.....	91	32	784	8.62	74	1
T.J. Houshmandzadeh, WR/PR 2001-08.....	55	18	447	8.13	86	0
<b>Alex Erickson, WR/KOR/PR 2016-18.....</b>	<b>87</b>	<b>58</b>	<b>685</b>	<b>7.87</b>	<b>38</b>	<b>0</b>
Keiwan Ratliff, CB/PR 2004-07, '09-10.....	72	28	540	7.50	49	0
Essex Johnson, RB/PR/KOR 1968-75.....	51	14	303	5.94	45	0

### 25-49 PUNT RETURNS

PLAYER, POS., YEARS	NO	FC	YDS	AVG	LG	TD
Mitchell Price, CB/PR 1990-93.....	49	22	510	10.41	78t	2
Craig Yeast, WR/PR 1999-2000.....	44	20	434	9.86	86t	2
Tony Davis, RB/PR 1976-78.....	41	17	350	8.54	70	0
Carl Pickens, WR/PR 1992-99.....	37	15	307	8.30	95t	1
Vaughn Lusby, CB/PR 1979.....	32	4	260	8.13	40	0
Damon Gibson, WR/PR 1998.....	27	19	218	8.07	65t	1
Greg Myers, S/PR 1996-99.....	35	21	252	7.20	18	0
Cleoetha Montgomery, RB/KOR/PR 1980.....	31	7	223	7.19	42	0
Patrick Robinson, WR/PR/KOR 1993.....	43	6	305	7.09	36	0
John Simmons, CB/PR/KOR 1981-86.....	44	18	302	6.86	43	0
Mike Fuller, S/PR 1981-82.....	40	21	272	6.80	34	0
Willie Shelby, RB/KOR/PR 1976-77.....	32	7	216	6.75	30	0

Antonio Chatman, WR/PR 2006-09.....	47	16	304	6.47	34	0
Lyle Blackwood, S/PR 1973-75.....	37	8	164	4.43	31	0
Dennis Law, WR/PR 1978.....	25	4	106	4.24	17	0

### FEWER THAN 25 PUNT RETURNS

PLAYER, POS., YEARS	NO	FC	YDS	AVG	LG	TD
Kenny Graham, S 1970.....	1	2	41	41.00	41	0
Charlie King, CB 1968-69.....	1	0	38	38.00	35	0
Phil Spiller, S 1968.....	2	4	51	25.50	40	0
<b>Darius Phillips, CB 2018.....</b>	<b>2</b>	<b>1</b>	<b>24</b>	<b>12.0</b>	<b>16</b>	<b>0</b>
Jeff Burris, CB 2002-03.....	5	1	58	11.60	34	0
Danny Farmer, WR 2000-02.....	1	5	11	11.00	11	0
Dick Jauron, S 1978-81.....	4	4	42	10.50	15	0
Richard Carey, CB 1989.....	3	2	29	9.67	13	0
Damon Griffin, WR/PR 1999-2000.....	24	3	204	8.50	34	0
Ira Hilary, WR/PR 1987-89.....	23	9	185	8.04	20	0
Ray Horton, CB 1983-88.....	15	4	120	8.00	25	0
Jess Phillips, RB/DB 1968-72.....	2	1	16	8.00	11	0
Stepfret Williams, WR 1998.....	2	3	16	8.00	10	0
David Dunn, WR/KOR 1995-98.....	7	1	54	7.71	20	0
Shane Garrett, WR/KOR 1991-92.....	1	0	7	7.00	7	0
Tim McGee, WR/KOR 1986-92, '94-95.....	3	4	21	7.00	9	0
Monk Williams, WR 1968.....	2	0	14	7.00	13	0
Eric Bieniemy, RB/KOR 1995-98.....	7	1	47	6.71	10	0
Mike Levenseller, WR 1979-80.....	8	2	46	5.75	21	0
Mike Barber, WR 1990-92.....	13	5	70	5.385	15	0
Deltha O'Neal, CB 2004-07.....	8	8	43	5.375	17	0
Leon Hall, CB 2007-15.....	3	0	16	5.33	12	0
Jo-Jo Heath, DB 1980.....	6	1	29	4.83	11	0
Eddie Brown, WR 1985-91.....	10	7	48	4.80	13	0
Steve Holden, WR 1977.....	3	0	14	4.67	13	0
Kendal Smith, WR 1989-90.....	13	2	58	4.46	15	0

Skyler Green, WR 2007.....	9</
----------------------------	-----

## ALL-TIME KICKOFF RETURNS

Order based on return average. Updated through 2018 season.  
Players active with Bengals as of July 15, 2019 are listed in bold.

## 50 OR MORE KICKOFF RETURNS

PLAYER, POS., YEARS	NO	YDS	AVG	LG	TD
Adam Jones, CB/PR/KOR 2010-17	51	1344	26.35	97	0
<b>Alex Erickson, WR/KOR/PR 2016-18</b>	<b>101</b>	<b>2522</b>	<b>24.97</b>	<b>84</b>	<b>0</b>
Lemar Parrish, CB/PR/KOR 1970-77	61	1504	24.66	95t	1
Tremain Mack, S/CB/KOR 1997-2000	146	3583	24.54	99t	2
Bernard Scott, RB/KOR 2009-13	73	1787	24.48	96t	1
Glenn Holt, WR/KOR 2006-08	122	2961	24.27	100t	1
Brandon Tate, WR/KOR/PR 2011-15	145	3517	24.26	71	0
Bernard Jackson, S/CB/KOR 1972-76	96	2298	23.94	62	0
Tab Perry, WR/KOR 2005-07	75	1776	23.68	94	0
Brandon Bennett, RB/KOR 1998-2003	109	2498	22.92	94t	1
David Dunn, WR/KOR 1995-98	104	2361	22.70	90t	1
Mike Martin, WR/PR/KOR 1983-89	75	1643	21.91	45	0
Tim McCall, WR/KOR 1986-92, '94-95	58	1249	21.53	94	0
Eric Ball, FB/KOR 1989-94	115	2474	21.51	48	0
David Verser, WR/KOR 1981-84	61	1310	21.48	78	0
Deacon Turner, RB/KOR 1978-80	65	1346	20.71	36	0
Stanford Jennings, RB/KOR 1984-90	136	2752	20.24	98t	1

## 25-49 KICKOFF RETURNS

PLAYER, POS., YEARS	NO	YDS	AVG	LG	TD
Jeff Hill, WR 1994-96	30	724	24.13	55	0
Willie Shelby, RB/KOR/PR 1976-77	49	1164	23.76	97t	1
Paul Robinson, RB/KOR 1968-72	40	924	23.10	74	0
Cliff Russell, WR/KOR 2004	39	872	22.36	40	0
Eric Bieniemy, RB/KOR 1995-98	47	1044	22.21	102t	1
Andre Caldwell, WR/KOR 2008-11	45	956	21.24	43	0
T.J. Houshmandzadeh, WR/PR 2001-08	33	700	21.21	44	0
Ray Griffin, CB/KOR 1978-84	40	833	20.83	39	0
Essex Johnson, RB/PR/KOR 1968-75	36	649	20.81	51	0
Curtis Keaton, RB/KOR 2000-01	48	991	20.65	64	0
Rodney Tate, RB 1982-83	27	532	19.70	55	0
Cleotha Montgomery, RB/KOR/PR 1980	44	843	19.16	40	0
Patrick Robinson, WR/PR/KOR 1993	30	567	18.90	42	0
Kenny Watson, RB 2003-08	34	614	18.06	34	0
Barney Bussey, S/KOR 1986-92	29	507	17.48	34	0
Milt Stegall, WR/KOR 1992-94	26	446	17.15	39	0
Ira Hillary, WR/PR 1987-89	27	433	16.04	29	0

## FEWER THAN 25 KICKOFF RETURNS

PLAYER, POS., YEARS	NO	YDS	AVG	LG	TD
Tommy Casanova, S/PR 1972-77	2	82	41.00	48	0
Willie Jackson, WR 1998-99	6	179	29.83	46	0
Bill Peterson, LB 1968-72	3	80	26.67	30	0
Corey Dillon, RB 1997-2003	7	186	26.57	58	0
Ray Horton, CB 1983-88	5	128	25.60	49	0
Mike Dingle, RB 1991-92	7	176	25.14	63	0
Ken Riley, CB 1969-83	14	334	23.86	40	0
Antonio Chatman, WR/PR 2006-09	6	142	23.67	34	0
Adrian Hardy, CB 1994-95	8	185	23.13	42	0
Stanley Wilson, RB 1983-84, '86, '88	7	161	23.00	32	0
Darnay Scott, WR 1994-2001	15	342	22.80	34	0
Monk Williams, WR 1968	5	112	22.40	33	0
John McDaniel, WR 1974-77	6	133	22.17	26	0
Warren McVea, WR/KOR 1968	14	310	22.14	30	0
Rodney Heath, CB 1999-2001	1	22	22.00	22	0
Damon Gibson, WR/PR 1998	17	372	21.88	30	0
Joe Wilson, RB 1973	8	173	21.63	27	0
Mike Fuller, S/PR 1981-82	2	43	21.50	34	0
Clarence Chapman, CB 1980-81	8	171	21.38	29	0
John Guillory, DB 1969-70	8	170	21.25	28	0
Steve Holden, WR 1977	2	42	21.00	24	0

Archie Griffin, RB 1976-83	22	461	20.95	31	0
Lynn James, WR 1990-91	9	186	20.67	43	0
Jess Phillips, RB/DB 1968-72	6	124	20.67	31	0
Dana Wright, RB 1987	13	266	20.46	30	0
Corey Sawyer, CB/PR 1994-98	15	305	20.33	33	0
James Hudson, WR 1996-99	20	406	20.30	31	0
Charlie Davis, RB 1974-75	12	243	20.25	28	0
Fred Willis, RB 1971-72	4	81	20.25	32	0
John Simmons, CB/PR/KOR 1981-86	17	342	20.12	36	0
Stepfret Williams, WR 1998	1	20	20.00	20	0
Rudi Johnson, RB 2001-07	19	379	19.95	42	0
Harold Green, RB 1990-95	9	179	19.89	31	0
Lenvil Elliott, RB 1973-78	20	395	19.75	46	0
Don Bass, WR/TE 1978-81	7	138	19.71	33	0
Chris Perry, RB/KOR 2004-08	21	412	19.62	36	0
Ryan Benjamin, RB 1993	4	78	19.50	24	0
Rex Burkhead, RB 2013-16	6	114	19.00	26	0
Derrick Fennner, RB 1992-94	2	38	19.00	19	0
Steve Kreider, WR 1979-86	1	19	19.00	19	0
Brian Leonard, RB 2009-12	2	38	19.00	24	0
Carl Zander, LB 1985-91	1	19	19.00	19	0
Damon Griffin, WR/PR 1999-2000	23	425	18.48	42	0
Dave Lewis, P/QB 1970-73	3	55	18.33	27	0
Terrill Roberts, CB 2003-04	7	128	18.29	23	0
Phil Spiller, S 1968	5	91	18.20	28	0
Daniel Coats, TE/FB 2007-10	1	18	18.00	18	0
Rickey Dixon, DB 1988-92	1	18	18.00	18	0
Gunnard Twynier, WR 1997	4	72	18.00	24	0
Mitchell Price, CB/PR 1990-93	17	302	17.76	33	0
Quan Cosby, WR/PR 2009-10	16	283	17.69	31	0
Estes Banks, RB 1968	6	106	17.67	24	0
Charlie Joiner, WR 1972-75	5	88	17.60	25	0
Bryan Hicks, S 1980-84	5	87	17.40	21	0
Richard Carey, CB 1989	6	104	17.33	23	0
Leon Hall, CB 2007-15	3	52	17.33	29	0
Lyle Blackwood, S/PR 1973-75	1	17	17.00	17	0
James Brooks, RB 1984-91	24	408	17.00	37	0
Jo-Jo Heath, DB 1980	3	51	17.00	21	0
James Joseph, RB 1995	1	17	17.00	17	0
Nathan Poole, RB 1979-80	8	136	17.00	24	0
Rodney Holman, TE 1982-92	2	33	16.50	18	0
Carl Powell, DE 2003-05	2	33	16.50	20	0
Ed Williams, RB 1974-75	2	33	16.50	22	0
Shane Garrett, WR/KOR 1991-92	13	214	16.46	24	0
Steve Broussard, RB 1994	7	115	16.43	24	0
Ron Lamb, RB 1968-71	9	147	16.33	25	0
Jerry Anderson, S 1977	8	129	16.13	21	0
Ostiel Miles, RB 1992-93	12	193	16.08	27	0
Jeremi Johnson, FB 2003-09	1	16	16.00	16	0
Marc Logan, RB 1987-88	7	111	15.86	24	0
Craig Yeast, WR/PR 1999-2000	10	156	15.60	29	0
John Farley, RB 1984	6	93	15.50	32	0
Vaughn Lusby, CB/PR 1979	6	92	15.33	28	0
Ken Brown, WR 1987	3	45	15.00	20	0
Marvin Cobb, S 1975-79	1	15	15.00	15	0
Jim Corbett, TE 1977-80	1	15	15.00	15	0
Howie Kurnick, LB 1979-80	4	60	15.00	20	0
Dennis Law, WR/PR 1978	2	30	15.00	17	0
Langston Moore, DT 2004	1	15	15.00	15	0
Ross Browner, DE 1978-86	2	29	14.50	15	0
Deltha O'Neal, CB 2004-07	2	29	14.50	15	0
Kendal Smith, WR 1989-90	7	100	14.29	20	0
Cedric Peerman, RB 2010-17	11	157	14.27	26	0
Laveranues Coles, WR 2009	1	14	14.00	14	0
Melvin Morgan, CB 1976-78	1	14	14.00	14	0
James Johnson, RB 2008	1	13	13.00	13	0
Jeff Query, WR 1992-95	1	13	13.00	13	0
Doug Dressler, RB 1970-74	8	100	12.50	22	0
Nick Luchey, FB/H-B 1999-2002, '05	13	161	12.38	24	0
Jim Browner, S 1979-80	8	97	12.13	26	0
Louis Breeden, CB 1977-87	1	12	12.00	12	0
M.L. Harris, TE 1980-85	1	12	12.00	12	0
Ron Hunt, OT 1976-78	2	24	12.00	17	0
Jim Riggs, TE 1987-92	3	35	11.67	15	0
Tony Davis, RB/PR 1976-78	10	114	11.40	21	0
Joe King, S 1991	3	34	11.33	17	0
Boobie Clark, FB 1973-78	1	11	11.00	11	0
Jeff Cothran, FB 1994-96	1	11	11.00	11	0
Guy Dennis, G 1969-72	1	11	11.00	11	0
Pete Johnson, FB 1977-83	1	11	11.00	11	0
Wayne McClure, LB 1968, '70	1	11	11.00	11	0
Dennis Randall, DE 1968	1	11	11.00	11	0
Eric Kattus, TE 1986-91	3	32	10.67	13	0
Mike Barber, WR 1990-92	2	21	10.50	14	0
Craig Taylor, RB 1989-91	2	21	10.50	16	0
Lorenzo Neal, FB 2001-02	5	52	10.40	17	0
DeDe Dorsey, RB 2007-08	2	20	10.00	20	0
Stan Fritts, RB 1975-76	1	10	10.00	10	0
Kimbo von Oehlthoff, NT/DT 1994-99	1	10	10.00	10	0
Reggie Kelly, TE 2003-10	7	68	9.71	15	0
<b>Giovani Bernard, RB 2013-18</b>	<b>4</b>	<b>38</b>	<b>9.50</b>	<b>14</b>	<b>0</b>
Ki-Jana Carter, RB 1995-99	1	9	9.00	9	0
Greg Meehan, WR 1987	1	9	9.00	9	0
Brock Gutierrez, C/G 1996-2002	3	26	8.67	11	0
Tony Stewart, TE 2002-06	5	43	8.60	13	0
Orson Charles, TE 2012-13	2	17	8.50	10	0
Jerome Simpson, WR 2008-11	1	8	8.00	8	0
Steve Tovar, LB 1993-97	1	8	8.00	8	0
Chris Pressley, FB 2010-13	2	15	7.50	8	0
Larry Kinnebrew, FB 1983-87	1	7	7.00	7	0
Marco Battaglia, TE 1996-01	2	13	6.50	8	0
Ron Simpkins, LB 1980-86	5	32	6.40	15	0
Eddie Brown, WR 1985-91	1	6	6.00	6	0
Steve Bush, TE/FB/LB 1997-2000	3	18	6.00	8	0
Ron Dugans, WR 2000-02	1	6	6.00	6	0
Greg Fairchild, G 1976-77	1	6	6.00	6	0
Clem Turner, RB 1969	3	15	5.00	13	0
Nate Clements, CB/S 2011-12	1	4	4.00	4	0
Tony McGee, TE 1993-01	1	4	4.00	4	0
Troy Sadowski, TE 1994-96	2	7	3.50	7	0
Mohamed Sanu, WR 2012-15	1	2	2.00	2	0
Matt Schobel, TE 2002-05	2	4	2.00	4	0
Glen Steele, DT/DE 1998-2003	1	2	2.00	2	0
Ted Vincent, DT 1978	1	2	2.00	2	0
Eric Shaw, LB 1992-94	1	1	1.00	1	0
Tom Dinkel, LB 1978-83, '85	2	1	0.50	1	0
<b>Cethan Carter, H-B 2017-18</b>	<b>1</b>	<b>0</b>	<b>0.00</b>	<b>0</b>	<b>0</b>
Bruce Coslett, TE 1969-76	1	0	0.00	0	0
Brad Cousino, LB 1975	1	0	0.00	0	0
David Fulcher, S 1986-92	1	0	0.00	0	0
James Griffin, S 1983-85	1	0	0.00	0	0
Harry Gunner, DE 1968-69	1	0	0.00	0	0
John Holifield, RB 1988-89	1	0	0.00	0	0
Mike Kelly, TE 1970-72	2	0	0.00	0	0
Bobby Kemp, S 1981-86	1	0	0.00	0	0
Saint Saffold, WR 1968	1	0	0.00	0	0
Gary Williams, WR 1984	1	0	0.00	0	0
Eric Thomas, CB 1987-92	1	-1	-1.00	-1	0
Andre Collins, LB 1995-97	1	-3	-3.00	-3	0
<b>Brandon Wilson, S 2017-18</b>	<b>1</b>	<b>-3</b>	<b>-3.0</b>	<b>-3</b>	<b>0</b>
Robert Jackson, S 1981-87, '89	0f	0	—	—	0
Keiwan Ratliff, CB/PR 2004-07, '09-10	0f	0	—	—	0
Rick Razzano, LB 1980-84	0f	0	—	—	0

## ALL-TIME INTERCEPTIONS

Order based on total interceptions. Updated through 2018 season.  
Players active with Bengals as of July 15, 2019 are listed in bold.

PLAYER, POS., YEARS	NO	YDS	AVG	LG	TD
Ken Riley, CB 1969-83	65	596	9.2	66	5
Louis Breeden, CB 1977-87	33	558	16.9	102t	2
David Fulcher, S 1986-92	31	246	7.9	28	2
Leon Hall, CB 2007-15	26	261	10.0	50t	3
Lemar Parrish, CB/PR/KOR 1970-77	25	354	14.2	65t	4
Reggie Nelson, S 2010-15	23	333	14.5	75t	1
Tory James, CB 2003-06	21	171	8.1	31	0
Tommy Casanova, S/PR 1972-77	17	276	16.2	33t	2
Deltha O'Neal, CB 2004-07	16	212	13.3	42	1
Reggie Williams, LB 1976-89	16	194	12.1	54t	1
Al Beauchamp, LB 1968-75	15	144	9.6	34	2
Robert Jackson, S 1981-87, '89	15	202	13.5	57t	2
Kevin Kaesvihann, S/CB 2001-06	15	101	6.7	29	0
Eric Thomas, CB 1987-92	15	82	5.5	37	1
Ray Horton, CB 1983-88	14	189	13.5	55t	2
Johnathan Joseph, CB 2006-10	14	228	16.3	42t	3
Ashley Ambrose, CB 1996-98	13	119	9.2	31t	1
Marvin Cobb, S 1975-79	13	240	18.5	52t	1
Adam Jones, CB/PR/KOR 2010-17	12	109	9.1	60t	1
James Francis, LB 1990-98	11	205	18.6	66t	3
Ray Griffin, CB/KOR 1978-84	11	305	27.7	96t	3
Dick Jauron, S 1978-81	11	104	9.5	24t	1
Cory Sawyer, CB/PR 1994-98	11	163	14.8	61	1
Brian Simmons, LB 1998-2006	11	169	15.4	51t	2
Darryl Williams, S 1992-95, 2000-01	11	289	26.3	97t	2
<b>Shawn Williams, S 2013-18</b>	<b>11</b>	<b>166</b>	<b>15.1</b>	<b>58t</b>	<b>2</b>

(All-time individual stats — interceptions, cont.)

Chris C. Carter, S 2000-01	2	16	8.0	10	0
Andre Collins, LB 1995-97	2	3	1.5	3	0
<b>Carlos Dunlap, DE 2010-18</b>	<b>2</b>	<b>30</b>	<b>15.0</b>	<b>16†</b>	<b>2</b>
Mike Fuller, S/PR 1981-82	2	31	15.5	31	0
Harry Gunner, DE 1968-69	2	90	45.0	70†	1
Roger Jones, CB 1994-96	2	47	23.5	30	1
Joe Kelly, LB 1986-89	2	31	15.5	25	0
Emmanuel Lamur, LB 2012-15	2	6	3.0	5	0
Alonzo Mitz, DE 1991-92	2	11	5.5	8	0
Melvin Morgan, CB 1976-78	2	64	32.0	64	0
Mitchell Price, CB/PR 1990-93	2	0	0.0	0	0
Keith Rivers, LB 2008-11	2	39	19.5	39	0
Mark Roman, CB/S 2000-03	2	1	0.5	1	0
John Simmons, CB/PR/KOR 1981-86	2	43	21.5	43†	1
Darryl Smith, CB 1987-88	2	0	0.0	0	0
Justin Smith, DE 2001-07	2	28	14.0	21	0
Jimmy Turner, CB 1983-86	2	44	22.0	40	0
Leon White, LB 1986-91	2	43	21.5	22	0
Sheldon White, CB 1993	2	19	9.5	14	0
Solomon Wilcotts, S/CB 1987-90	2	43	21.5	37	0
Robert Bean, CB 2000-01	1	0	0.0	0	0
Myron Bell, S 1998-99	1	5	5.0	5	0
Roosevelt Blackmon, CB 1998-99	1	0	0.0	0	0
Greg Bright, S 1980-81	1	5	5.0	5	0
Jim Browner, S 1979-80	1	15	15.0	15	0
Ross Browner, DE 1978-86	1	29	29.0	29	0

Richard Carey, CB 1989	1	5	5.0	5	0
Al Coleman, S 1969-71	1	15	15.0	15	0
Ricky Davis, S 1975	1	26	26.0	26	0
Chris Devlin, LB 1975-78	1	2	2.0	2	0
Tom Dinkel, LB 1978-83, '85	1	1	1.0	1	0
Gerald Dixon, LB 1996-97	1	10	10.0	10	0
Eddie Edwards, DE/DT 1977-88	1	2	2.0	2	0
<b>Jordan Evans, LB 2017-18</b>	<b>1</b>	<b>7</b>	<b>7.0</b>	<b>7</b>	<b>0</b>
Richard Fain, CB 1991	1	1	1.0	1	0
Jonathan Fanene, DE/DT 2005-11	1	45	45.0	45†	1
<b>Clayton Fejedelem, S 2016-18</b>	<b>1</b>	<b>5</b>	<b>5.0</b>	<b>5</b>	<b>0</b>
Steve Foley, LB 1998-2002	1	1	1.0	1	0
Oliver Gibson, DT/NT 1999-2003	1	6	6.0	6	0
Alan Grant, CB 1993	1	17	17.0	17	0
David Grant, NT 1988-91	1	0	0.0	0	0
John Guillory, DB 1969-70	1	0	0.0	0	0
James Harrison, LB 2013	1	9	9.0	9	0
Sherill Headrick, LB 1968	1	0	0.0	0	0
Kim Herring, S 2004-05	1	0	0.0	0	0
Bryan Hicks, S 1980-84	1	8	8.0	8	0
<b>William Jackson III, CB 2016-18</b>	<b>1</b>	<b>75</b>	<b>75.0</b>	<b>75†</b>	<b>1</b>
Landon Johnson, LB 2004-07	1	2	2.0	2	0
Dhani Jones, LB 2007-10	1	13	13.0	13	0
Ethan Kilmer, S 2006-08	1	52	52.0	52†	1
Charlie King, CB 1968-69	1	32	32.0	32†	1
Jevon Langford, DE 1996-01	1	0	0.0	0	0
Chris Lewis-Harris, CB 2012-16	1	10	10.0	11	0
Corey Lynch, S 2008	1	6	6.0	6	0
Tremain Mack, S/CB/KOR 1997-2000	1	29	29.0	29	0

Ricardo McDonald, LB 1992-97	1	0	0.0	0	0
Michael Myers, DT 2007	1	0	0.0	0	0
Tom Nelson, S 2009-10	1	2	2.0	2	0
Rob Niehoff, S 1987	1	19	19.0	19	0
Ifeanyi Ohalet, S 2005	1	15	15.0	15	0
Carl Powell, DE 2003-05	1	-2	-2.0	-2	0
Ron Pritchard, LB 1972-77	1	0	0.0	0	0
Thomas Randolph, CB 1998	1	0	0.0	0	0
Rick Razzano, LB 1980-84	1	11	11.0	11	0
Terrell Roberts, CB 2003-04	1	6	6.0	6	0
Adrian Ross, LB 1998-2003	1	11	11.0	11	0
Frostee Rucker, DE 2006-11	1	26	26.0	26	0
KeiVarae Russell, CB 2016-17	1	0	0.0	0	0
Dane Sanzenbacher, WR 2013-14	1	6	6.0	6	0
Jeff Schuh, LB 1981-85	1	0	0.0	0	0
Josh Shaw, CB 2015-17	1	0	0.0	0	0
Ron Shumon, LB 1978	1	48	48.0	48	0
Pat Sims, DT 2008-12, '15-17	1	3	3.0	3	0
Lamont Thompson, S 2002	1	4	4.0	4	0
John Thornton, DT 2003-08	1	0	0.0	0	0
Morgan Trent, CB 2009-11	1	0	0.0	0	0
<b>Nick Vigil, LB 2016-18</b>	<b>1</b>	<b>0</b>	<b>0.0</b>	<b>0</b>	<b>0</b>
Leonard Wheeler, CB 1992-96	1	36	36.0	24	0
Marvin White, S 2007-08, '10	1	0	0.0	0	0
Wilson Whitley, DT 1977-82	1	2	2.0	2	0
Dan Wilkinson, DT/DE 1994-97	1	7	7.0	7	0
Roy Williams, S 2009-10	1	0	0.0	0	0

ALL-TIME SACKS

Order based on total sacks. Updated through 2018 season. Players active with Bengals as of July 15, 2019 are listed in bold.

PLAYER, POS., YEARS	SKS	YDS
Eddie Edwards, DE/DT 1977-88	83.5	675.5
<b>Carlos Dunlap, DE 2010-18</b>	<b>72.5</b>	<b>474.0</b>
<b>Geno Atkins, DT 2010-18</b>	<b>71.0</b>	<b>484.0</b>
Reggie Williams, LB 1976-89	62.5	496.0
Ross Browner, DE 1978-86	59.0	508.0
Justin Smith, DE 2001-07	43.5	299.5
Michael Johnson, DE/LB 2009-13, '15-18	40.5	266.5
Tim Krummer, ST 1983-94	34.5	238.0
Robert Geathers, DE/LB 2004-14	34.0	223.0
James Francis, LB 1990-98	33.0	224.5
Gary Burley, DE 1975-83*	31.5	268.0
Coy Bacon, DE 1976-77	27.5	262.5
Alfred Williams, LB/DE 1991-94	26.5	176.0
Dan Wilkinson, DT/DE 1994-97	25.0	165.5
John Copeland, DE/DT 1993-2000	24.0	150.0
Reinard Wilson, LB/DE 1997-2002	24.0	150.0
Brian Simmons, LB 1998-06	23.0	148.0
Jim Skow, DE 1986-89	21.5	180.0
Wallace Gilberry, DE 2012-16	20.0	137.5
Domata Peko, DT 2006-16	18.5	108.5
Daniel Stubbs, DE 1991-93	17.0	117.0
John Thornton, DT 2003-08	17.0	116.0
Bo Harris, LB 1975-82*	15.5	115.0
Emmanuel King, LB 1985-88	15.0	139.0
Jason Buck, DE 1987-90	14.5	115.0
Duane Clemons, DE 2003-05	14.5	99.5
Takeo Spikes, LB 1998-2002	14.5	119.0
Jonathan Fanene, DE/DT 2005-11	13.5	89.0
Ricardo McDonald, LB 1992-97	13.0	62.0
Oliver Gibson, DT/NT 1999-2003	12.0	67.5
Tony Williams, DT 2001-04	12.0	68.0
Barney Bussey, S/KOR 1986-92	11.5	93.5
Wilson Whitley, DT 1977-82	11.5	89.5
Antwan Odom, DE 2008-10	11.0	79.0
Michael Bankston, DE 1998-00	10.5	49.5
Steve Foley, LB 1998-2002	9.5	62.0
<b>Carl Lawson, DE/LB 2017-18</b>	<b>9.5</b>	<b>64.0</b>
Darryl Williams, S 1992-95, 2000-01	9.5	79.0
Glen Collins, DE 1982-85	9.0	81.0
Natu Tuatagaloa, DE 1989-91	9.0	56.0
Vontaze Burfict, LB 2012-18	8.5	64.0
Chris Crocker, S 2008-13	8.5	44.0
Gerald Dixon, LB 1996-97	8.5	55.5
David Fulcher, S 1986-92	8.5	74.5
David Grant, NT 1988-91	8.5	67.5

Jim LeClair, LB 1972-83*	8.5	84.0
Mike St. Clair, DE 1980-82	8.0	67.0
Carl Zander, LB 1985-91	8.0	73.0
Chinedum Ndukwe, S 2007-10	7.5	62.5
Andre Collins, LB 1995-97	7.0	40.0
Frostee Rucker, DE 2006-11	7.0	49.0
Pat Sims, DT 2008-12, '15-17	7.0	40.5
Steve Tovar, LB 1993-97	7.0	39.0
Glen Cameron, LB 1975-85*	6.0	48.0
Cory Hall, S 1999-2002	6.0	38.0
<b>Sam Hubbard, DE 2018</b>	<b>6.0</b>	<b>37.0</b>
Kevin Kaesviharn, S/CB 2001-06	6.0	37.0
Vincent Rey, LB 2010-18	6.0	44.0
Jeff Schuh, LB 1981-85	6.0	52.0
Leon White, LB 1986-91	6.0	45.0
Ron N. Carpenter, DT/DE 1970-76*	5.5	54.0
Kevin Hardy, LB 2003-04	5.5	29.0
Mike Hammerstein, DE/NT 1986-90	5.5	42.0
Dhani Jones, LB 2007-10	5.5	37.0
Skip McClendon, DE 1987-91	5.5	54.5
Reggie Nelson, S 2010-15	5.5	47.5
Sam Shade, S 1995-98	5.0	33.0
Clyde Simmons, DE 1998	5.0	37.0
Kim von Oelhoffen, NT/DT 1994-99	5.0	32.5
Will Clarke, DE 2014-16	4.5	16.5
Tom Dinkel, LB 1978-83, '85	4.5	32.0
David Pollack, LB 2005-07	4.5	34.0
Bryan Robinson, DE/DT 2005-07	4.5	25.0
Ron Simpkins, LB 1980-86	4.5	31.0
Louis Breeden, CB 1977-87	4.0	36.0
Bobby Kemp, S 1981-86	4.0	23.0
Rey Maualuga, LB 2009-16	4.0	18.0
Lamar Rogers, DE 1991-92	4.0	28.5
Keith Rucker, DT 1994-95	4.0	20.0
Madieu Williams, S/CB 2004-07	4.0	23.0
Brandon Johnson, LB 2008-11	3.5	16.5
Landon Johnson, LB 2004-07	3.5	26.0
Roger Jones, CB 1994-96	3.5	24.0
Jevon Langford, DE 1996-2001	3.5	25.0
Manny Lawson, LB 2011-12	3.5	22.0
Carl Powell, DE 2003-05	3.5	20.5
Corey Sawyer, CB/PR 1994-98	3.5	33.5
Glen Steele, DT/DE 1998-2003	3.5	27.0
Leo Barker, LB 1984-91	3.0	33.0
Rogers Beckett, S 2003-04	3.0	24.0
Myron Bell, S 1998-99	3.0	22.5
Canute Curtis, LB 1997-2002	3.0	17.0
<b>Darqueze Dennard, CB 2014-18</b>	<b>3.0</b>	<b>9.0</b>
Guy Frazier, LB 1981-84	3.0	29.0
Alex Gordon, LB 1991-93	3.0	15.0

Artrell Hawkins, CB 1998-2003	3.0	21.0
Joe Kelly, LB 1986-89	3.0	15.0
Mack Mitchell, DE 1979	3.0	14.0
Alonzo Mitz, DE 1991-92	3.0	23.5
Elston Riddle, DE 1992	3.0	9.0
Adrian Ross, LB 1998-03	3.0	19.0
Artie Smith, DE 1994-96	3.0	12.0
Chris Smith, DE 2017	3.0	36.0
Ramondo Stallings, DE 1994-98	3.0	24.0
Eric Thomas, CB 1987-92	3.0	28.0
Brandon Thompson, DT 2012-16	3.0	21.5
Bill Berthussen, DE 1987	2.5	12.5
<b>Andrew Billings, DT 2016-18</b>	<b>2.5</b>	<b>14.5</b>
Jerry Boyarsky, NT 1982-85	2.5	27.5
Anthony Mitchell, S 2004-06	2.5	14.5
Tim Johnson, DT 1996	2.5	22.0
Mark Roman, CB/S 2000-03	2.5	15.0
Sam Adams, DT 2006	2.0	8.0
Lewis Billups, CB 1986-91	2.0	18.0
Ahmad Brooks, LB 2006-07	2.0	13.0
Bob Brown, DT 1975-76*	2.0	21.0
James Harrison, LB 2013	2.0	2.0
Ray Horton, CB 1983-88	2.0	19.0
Thomas Howard, LB 2011-12	2.0	10.0
Ken Johnson, DE 1971-77*	2.0	23.0
Tank Johnson, DT 2009-10	2.0	7.0
Adam Jones, CB/PR/KOR 2010-17	2.0	7.0
<b>Dre Kirkpatrick, CB 2012-18</b>	<b>2.0</b>	<b>3.0</b>
Bo Orlando, S 1996-97	2.0	13.0
Keith Rivers, LB 2008-11	2.0	13.0
Kevin Walker, LB 1988-92	2.0	11.0
Mike White, DT 1979-80	2.0	16.0
<b>Shawn Williams, S 2013-18</b>	<b>2.0</b>	<b>4.0</b>
<b>Jordan Willis, DE 2017-18</b>	<b>2.0</b>	<b>11.0</b>
Vaughn Booker, DE 2000-02	1.5	8.0
<b>Jordan Evans, LB 2017-18</b>	<b>1.5</b>	<b>0.0</b>
Margus Hunt, DE 2013-16	1.5	10.0
Dexter Jackson, S 2006-08	1.5	7.5
<b>Christian Ringo, DT 2018</b>	<b>1.5</b>	<b>12.5</b>
Odell Thurman, LB 2005	1.5	13.0
Tom Tumulty, LB 1996-99	1.5	11.0
Blue Adams, CB 2007	1.0	7.0
Ashley Ambrose, CB 1996-98	1.0	10.0
Greg Bright, S 1980-81	1.0	10.0
Chris C. Carter, S 2000-01	1.0	9.0
Nate Clements, CB/S 2011-12	1.0	8.0
Karlos Dansby, LB 2016	1.0	0.0
Kiki DeAyala, LB 1986-87	1.0	11.0
Mike Frier, DE 1992-94	1.0	0.0
James Griffin, S 1983-85	1.0	11.0

Ray Griffin, CB/KOR 1978-84	1.0	10.0
A.J. Hawk, LB 2015	1.0	8.0
Bryan Hicks, S 1980-84	1.0	10.0
George Hinkle, DE 1993	1.0	8.0
<b>William Jackson III, CB 2016-18</b>	<b>1.0</b>	<b>7.0</b>
Tory James, CB 2003-06	1.0	1.0
Dick Jauron, S 1978-81	1.0	15.0
Kelly Jennings, CB 2011	1.0	2.0
Walter Johnson, DT 1977	1.0	11.0
Todd Kelly, DE 1995-96	1.0	11.0
Bill Kollar, DT 1974-76*	1.0	10.0
Lemar Marshall, LB 2007	1.0	6.0
Taylor Mays, S 2011-14	1.0	6.0
Caleb Miller, LB 2004-07	1.0	7.0
Anthony Mitchell, S 2004-06	1.0	4.0
Langston Moore, DT 2004	1.0	7.0
Michael Myers, DT 2007	1.0	4.0
Roosevelt Nix, DE 1992-93	1.0	2.0
Alfred Oglesby, DT 1995	1.0	3.0
Louis Oliver, S 1994	1.0	1.0
Deltha O'Neal, CB 2004-07	1.0	8.0
Ron Pritchard, LB 1972-77*	1.0	12.0
Andre Purvis, DT/DE 1997-99	1.0	6.0
Terrell Roberts, CB 2003-04	1.0	13.0
Scott Schutt, LB 1987	1.0	18.0
John Simmons, CB/PR/KOR 1981-86	1.0	15.0
Armegis Spearman, LB 2000-02	1.0	12.0
Morgan Trent, CB 2009-11	1.0	7.0
<b>Nick Vigil, LB 2016-18</b>	<b>1.0</b>	<b>7.0</b>
Fernandus Vinson, S 1991-94	1.0	15.0
David Ward, LB 1987	1.0	3.0
Adolphus Washington, DT 2018	1.0	8.0
Nate Webster, LB 2004-05	1.0	8.0
Bernard Whittington, DT/DE 2001-02	1.0	3.0
Solomon Wilcotts, S/CB 1987-90	1.0	18.0
Roy Williams, S 2009-10	1.0	3.0
Tommy Casanova, S/PR 1972-77*	0.5	5.0
Emmanuel Lamur, LB 2012-15	0.5	4.0
Tim Morabito, DT 1996	0.5	



# SUPERLATIVE PERFORMANCES

## SINGLE SEASON

1000-YARD RUSHERS			3000-YARD PASSERS			1000-YARD RECEIVERS		
YARDS	PLAYER	YEAR	YARDS	PLAYER	YEAR	YARDS	PLAYER	YEAR
1458	Rudi Johnson	2005	4293	Andy Dalton	2013	1440	Chad Johnson	2007
1454	Rudi Johnson	2004	4206	Andy Dalton	2016	1432	Chad Johnson	2005
1435	Corey Dillon	2000	4131	Carson Palmer	2007	1426	A.J. Green	2013
1315	Corey Dillon	2001	4035	Carson Palmer	2006	1369	Chad Johnson	2006
1311	Corey Dillon	2002	3970	Carson Palmer	2010	1355	Chad Johnson	2003
1309	Rudi Johnson	2006	3959	Boomer Esiason	1986	1350	A.J. Green	2012
1251	Cedric Benson	2009	3836	Carson Palmer	2005	1297	A.J. Green	2015
1239	James Brooks	1989	3822	Jeff Blake	1995	1274	Chad Johnson	2004
1200	Corey Dillon	1999	3754	Ken Anderson	1981	1273	Eddie Brown	1988
1170	Harold Green	1992	3669	Andy Dalton	2012	1234	Carl Pickens	1995
1168	Joe Mixon	2018	3624	Jeff Blake	1996	1211	Tim McGee	1989
1130	Corey Dillon	1998	3591	Jon Kitna	2003	1180	Carl Pickens	1996
1129	Corey Dillon	1997	3572	Boomer Esiason	1988	1166	Chad Johnson	2002
1124	Jeremy Hill	2014	3525	Boomer Esiason	1989	1143	T.J. Houshmandzadeh	2007
1111	Cedric Benson	2010	3443	Boomer Esiason	1985	1130	Cris Collinsworth	1983
1094	BenJarvus Green-Ellis	2012	3398	Andy Dalton	2011	1127	Carl Pickens	1994
1087	James Brooks	1986	3398	Andy Dalton	2014	1125	Cris Collinsworth	1985
1077	Pete Johnson	1981	3321	Boomer Esiason	1987	1081	T.J. Houshmandzadeh	2006
1067	Cedric Benson	2011	3320	Andy Dalton	2017	1078	A.J. Green	2017
1066	Ickey Woods	1988	3250	Andy Dalton	2015	1057	A.J. Green	2011
1023	Paul Robinson	1968	3216	Jon Kitna	2001	1047	Chad Johnson	2009
1004	James Brooks	1990	3178	Jon Kitna	2002	1041	A.J. Green	2014
			3169	Ken Anderson	1975	1028	Tyler Boyd	2018
			3094	Carson Palmer	2009	1024	Cris Collinsworth	1986
			3031	Boomer Esiason	1990	1023	Carl Pickens	1998
						1022	Damay Scott	1999
						1009	Cris Collinsworth	1981

## SINGLE GAME

### 100-YARD RUSHERS

Order is chronological. Updated through 2018 season.

DATE	OPP	PLAYER	ATT	YDS	LG	TD
10-27-68	@Oak.	Paul Robinson	17	159	87	1
11-3-68	Hou.	Paul Robinson	21	156	31	1
11-10-68	K.C.	Paul Robinson	24	115	36	0
11-17-68	@Mia.	Paul Robinson	22	134	54	3
10-4-69	@S.D.	Jess Phillips	13	103	49	0
11-2-69	Oak.	Jess Phillips	15	120	83	1
11-30-69	@Buff.	Paul Robinson	24	117	17	0
9-20-70	Oak.	Jess Phillips	15	130	76	1
11-15-70	Cle.	Virgil Carter	9	110	73	0
11-22-70	Pitt.	Paul Robinson	18	119	24	1
9-19-71	Phil.	Essex Johnson	8	113	68	1
12-5-71	@Cle.	Essex Johnson	4	109	86	1
10-29-72	Hou.	Doug Dressler	19	110	16	1
10-29-72	Hou.	Essex Johnson	16	103	19	1
9-23-73	Hou.	Essex Johnson	15	131	19	1
9-30-73	@S.D.	Essex Johnson	21	121	29	0
10-14-73	Pitt.	Boobie Clark	28	112	11	1
10-21-73	K.C.	Boobie Clark	26	104	11	1
10-31-76	Cle.	Boobie Clark	21	100	24	2
11-21-76	@K.C.	Archie Griffin	13	139	77	1
10-23-77	Den.	Pete Johnson	16	108	65	1
10-5-78	@S.D.	Deacon Turner	16	116	58	0
12-17-78	Cle.	Pete Johnson	27	160	25	1
10-28-79	Phil.	Archie Griffin	6	103	63	0
11-18-79	@Hou.	Pete Johnson	14	113	35	1
11-25-79	SIL.	Archie Griffin	17	105	36	0
10-19-80	Minn.	Pete Johnson	26	115	25	1
11-30-80	@K.C.	Pete Johnson	17	112	57	1
12-7-80	Balt.	Pete Johnson	32	118	9	2
12-14-80	@Chi.	Pete Johnson	28	134	18	1
11-1-81	Hou.	Pete Johnson	26	114	15	1
11-29-81	@Cle.	Pete Johnson	21	105	18	2
11-28-82	L.A. Raiders	Pete Johnson	23	129	19	1
10-30-83	G.B.	Pete Johnson	26	112	11	2
11-20-83	Hou.	Pete Johnson	30	137	15	2
12-4-83	@Pitt.	Pete Johnson	38	126	16	2
12-11-83	Det.	Pete Johnson	26	118	16	2
11-18-84	Sea.	Larry Kinnebrew	22	119	12	0
9-8-85	Sea.	Larry Kinnebrew	18	101	16	1
9-30-85	@Pitt.	James Brooks	18	133	32	2
11-3-85	@Buff.	Larry Kinnebrew	30	128	10	1
12-8-85	Dall.	James Brooks	13	109	32	2
9-18-86	@Cle.	James Brooks	14	118	53	0
10-19-86	Hou.	James Brooks	18	133	24	2
11-2-86	@Det.	James Brooks	15	120	55	0
12-7-86	@N.E.	James Brooks	18	163	56	1
12-7-86	@N.E.	Stanley Wilson	16	120	58	1
10-11-87	@Sea.	Marc Logan	16	103	30	1
11-15-87	@Atl.	Larry Kinnebrew	27	100	17	1
10-9-88	NYJ	Ickey Woods	30	139	21	2
10-23-88	Hou.	James Brooks	16	102	18	3
11-6-88	Pitt.	Ickey Woods	10	110	56	0
11-20-88	@Dall.	James Brooks	16	148	51	1
11-27-88	Buff.	Ickey Woods	26	129	17	3
12-4-88	S.D.	Ickey Woods	19	141	30	2
12-17-88	Wash.	Ickey Woods	18	115	24	0
9-17-89	Pitt.	James Brooks	20	113	16	1
10-8-89	@Pitt.	James Brooks	17	127	65	2
10-29-89	T.B.	James Brooks	17	131	41	1
11-13-89	@Hou.	James Brooks	19	141	58	1
11-26-89	@Buff.	James Brooks	20	105	30	0
11-18-90	Pitt.	James Brooks	20	105	21	0
12-23-90	Hou.	James Brooks	20	201	56	1
9-8-91	Hou.	James Brooks	20	101	14	0
9-15-91	@Cle.	James Brooks	18	111	25	0
10-13-91	@Dall.	Harold Green	12	124	75	1
10-21-91	@Buff.	Harold Green	26	141	28	0
11-3-91	Cle.	Harold Green	24	135	29	0
9-6-92	@Sea.	Harold Green	21	123	52	0
9-20-92	@G.B.	Harold Green	21	101	15	0
11-8-92	@Chi.	Harold Green	25	117	16	0
11-29-92	Pitt.	Harold Green	16	116	34	0
12-20-92	N.E.	Harold Green	31	190	53	1
9-21-97	@Den.	Ki-Jana Carter	13	104	79	1
11-2-97	S.D.	Corey Dillon	19	123	71	1
11-30-97	@Phil.	Corey Dillon	19	114	37	0
12-4-97	Tenn.	Corey Dillon	39	246	59	4
12-14-97	Dall.	Corey Dillon	26	127	14	1
9-27-98	@Balt.	Corey Dillon	25	116	14	0
10-18-98	@Tenn.	Corey Dillon	14	124	66	1
11-1-98	Den.	Corey Dillon	35	110	27	0
11-29-98	Jax.	Corey Dillon	16	107	61	0
9-26-99	@Car.	Corey Dillon	20	113	30	0
10-10-99	@Cle.	Corey Dillon	28	168	38	0
11-28-99	@Pitt.	Corey Dillon	23	120	20	0
12-5-99	S.F.	Corey Dillon	25	133	27	1
12-12-99	Cle.	Corey Dillon	28	192	50	3
10-1-00	Mia.	Corey Dillon	22	110	19	0
12-22-00	Den.	Corey Dillon	22	278	65	2
10-29-00	@Cle.	Corey Dillon	27	137	25	1
11-26-00	Pitt.	Corey Dillon	23	128	20	2
12-3-00	Ariz.	Corey Dillon	35	216	57	1
9-9-01	N.E.	Corey Dillon	24	104	40	1
10-14-01	Cle.	Corey Dillon	31	140	25	1
10-28-01	@Det.	Corey Dillon	27	184	96	2
12-23-01	@Balt.	Corey Dillon	24	127	19	0
9-15-02	@Cle.	Corey Dillon	22	108	14	0
10-6-02	@Ind.	Corey Dillon	23	164	67	2
10-27-02	Tenn.	Corey Dillon	30	138	31	1
11-10-02	@Balt.	Corey Dillon	21	102	19	0
12-22-02	N.O.	Corey Dillon	18	126	26	0
10-26-03	Sea.	Rudi Johnson	27	101	18	1
11-9-03	Hou.	Rudi Johnson	43	182	21	2
11-16-03	K.C.	Rudi Johnson	22	165	54	0
11-23-03	@S.D.	Corey Dillon	18	108	39	0
12-14-03	S.F.	Rudi Johnson	21	174	49	2
10-3-04	@Pitt.	Rudi Johnson	24	123	15	1
10-25-04	Den.	Rudi Johnson	24	119	36	1
11-14-04	@Wash.	Rudi Johnson	31	102	16	1
11-28-04	Cle.	Rudi Johnson	26	202	52	2
12-19-04	Buff.	Rudi Johnson	23	130	31	1
9-11-05	@Cle.	Rudi Johnson	26	126	13	1
11-27-05	Balt.	Rudi Johnson	27	114	28	2
12-11-05	Cle.	Rudi Johnson	30	169	32	1
12-18-05	@Det.	Rudi Johnson	24	117	33	2
9-17-06	Cle.	Rudi Johnson	26	145	20	2
10-22-06	Car.	Rudi Johnson	26	101	21	0
11-19-06	@N.O.	Rudi Johnson	27	111	22	0
12-10-06	Oak.	Rudi Johnson	30	117	11	2
12-24-06	@Den.	Rudi Johnson	30	129	13	1
9-16-07	@Cle.	Rudi Johnson	23	118	20	0
10-21-07	NYJ	Kenny Watson	31	130	12	3
12-23-07	Cle.	Kenny Watson	30	130	24	1
11-2-08	Jax.	Cedric Benson	24	104	30	1
12-21-08	@Cle.	Cedric Benson	38	171	46	0
12-28-08	K.C.	Cedric Benson	25	111	14	1
9-20-09	@G.B.	Cedric Benson	29	141	14	0
10-11-09	@Balt.	Cedric Benson	27	120	28	1
10-25-09	Chi.	Cedric Benson	37	189	26	1
11-8-09	Balt.	Cedric Benson	34	117	21	1
11-22-09	@Oak.	Bernard Scott	21	119	61	0
11-29-09	Cle.	Larry Johnson	22	107	13	0
12-6-09	Det.	Cedric Benson	36	110	11	0
12-27-09	K.C.	Cedric Benson	29	133	32	0
10-10-10	T.B.	Cedric Benson	23	144	22	0
11-21-10	Buff.	Cedric Benson	25	124	26	1
12-19-10	Cle.	Cedric Benson	31	150	18	1
9-11-11	@Cle.	Cedric Benson	25	121	39	1
10-2-11	Buff.	Cedric Benson	19	104	28	0
11-27-11	Cle.	Cedric Benson	21	106	33	1
11-18-12	@K.C.	BenJarvus Green-Ellis	25	101	21	1
11-25-12	Oak.	BenJarvus Green-Ellis	19	129	48	1
12-2-12	@S.D.	BenJarvus Green-Ellis	25	118	41	0
12-13-12	@Phil.	BenJarvus Green-Ellis	25	106	29	1
10-12-14	Car.	Giovani Bernard	18	137	89	1
11-2-14	Jax.	Giovani Hill	24	154	60	2
11-16-14	@N.O.	Jeremy Hill	27	152	62	0
12-14-14	@Cle.	Jeremy Hill	25	148	21	2
12-22-14	Den.	Jeremy Hill	22	147	85	1
12-28-14	@Pitt.	Jeremy Hill	23	100	22	0
9-20-15	S.D.	Giovani Bernard	20	123	26	0
10-23-16	Cle.	Jeremy Hill	9	168	74	1
12-11-16	@Cle.	Jeremy Hill	25	111	11	1
1-1-16	Balt.	Rex Burkhead	27	119	17	2
11-26-17	Cle.	Joe Mixon	23	114	19	1
12-24-17	Det.	Giovani Bernard	23	116	25	1
10-28-18	T.B.	Joe Mixon	21	123	43	2
12-9-18	@LAC	Joe Mixon	26	111	19	1
12-16-18	Oak.	Joe Mixon	27	129	47	2
12-30-18	@Pitt.	Joe Mixon	13	105	51	0

### 300-YARD PASSERS

Order is chronological. Updated through 2018 season.

DATE	OPP	PLAYER	ATT	CMP	YDS	TD	LG
------	-----	--------	-----	-----	-----	----	----



(Superlative performances — 300-yard passers, continued)

10-18-81	Pitt.	Ken Anderson	28	16	346	2	73	0	11-11-01	@Jax.	Jon Kitna	48	28	303	0	32	1
11-22-81	Den.	Ken Anderson	37	25	396	3	65	0	12-30-01	Pitt.	Jon Kitna	68	35	411	2	49	1
9-12-82	Hou.	Ken Anderson	40	29	354	2	50	0	1-6-02	@Tenn.	Jon Kitna	47	28	340	0	39	1
9-19-82	@Pitt.	Ken Anderson	38	27	323	0	35	3	12-1-02	Balt.	Jon Kitna	46	30	308	2	35	1
12-20-82	@S.D.	Ken Anderson	56	40	416	2	49	1	9-14-03	@Oak.	Jon Kitna	41	25	303	1	34	2
1-2-83	@Hou.	Ken Anderson	31	27	323	2	44	0	9-26-04	Balt.	Carson Palmer	52	25	316	0	23	3
10-2-83	Balt.	Ken Anderson	31	21	330	3	63	3	12-5-04	@Balt.	Carson Palmer	36	29	382	3	51	1
11-28-83	@Mia.	Ken Anderson	36	23	342	1	80	2	9-18-05	Minn.	Carson Palmer	40	27	337	3	70	1
9-2-84	@Den.	Ken Anderson	49	25	323	0	28	1	11-20-05	Ind.	Carson Palmer	38	25	335	2	68	1
9-9-84	K.C.	Ken Anderson	37	24	310	0	35	0	11-27-05	Balt.	Carson Palmer	30	22	302	3	54	1
9-16-84	@NYJ	Ken Anderson	22	16	316	2	80	4	9-17-06	Cle.	Carson Palmer	40	24	352	2	43	2
9-22-85	S.D.	Boomer Esiason	44	26	320	3	26	2	11-12-06	S.D.	Carson Palmer	42	31	440	3	74	0
10-20-85	@Hou.	Boomer Esiason	52	30	381	3	39	3	9-16-07	@Cle.	Carson Palmer	50	33	401	6	32	2
12-1-85	Hou.	Boomer Esiason	24	18	320	3	64	0	9-23-07	@Sea.	Carson Palmer	43	27	342	1	35	2
12-15-85	@Wash.	Boomer Esiason	39	22	357	2	56	2	10-14-07	@K.C.	Carson Palmer	43	26	320	2	42	2
11-16-86	Sea.	Boomer Esiason	33	22	334	1	57	1	11-18-07	Ariz.	Carson Palmer	52	37	329	2	37	4
11-30-86	@Den.	Boomer Esiason	30	21	306	2	46	1	12-30-07	@Mia.	Carson Palmer	32	23	316	3	70	1
12-21-86	NYJ	Boomer Esiason	30	23	425	5	49	1	12-20-09	@S.D.	Carson Palmer	40	27	314	2	49	1
10-25-87	@Pitt.	Boomer Esiason	32	20	303	2	43	2	9-12-10	@N.E.	Carson Palmer	50	34	345	2	51	1
11-1-87	Hou.	Boomer Esiason	41	26	387	2	47	2	10-3-10	@Cle.	Carson Palmer	36	25	371	2	78	0
11-22-87	Pitt.	Boomer Esiason	53	30	409	0	49	3	10-24-10	@Atl.	Carson Palmer	50	36	412	3	64	0
12-6-87	K.C.	Boomer Esiason	44	28	368	2	26	0	1-2-11	@Balt.	Carson Palmer	45	32	305	1	39	2
12-13-87	@Cle.	Boomer Esiason	39	22	361	1	54	2	9-18-11	@Den.	Andy Dalton	41	27	332	2	84	0
9-11-88	@Phil.	Boomer Esiason	32	20	363	4	78	1	11-20-11	@Balt.	Andy Dalton	45	24	373	1	49	3
10-2-88	@L.A. Raiders	Boomer Esiason	28	21	332	3	37	0	9-16-12	Cle.	Andy Dalton	31	24	318	3	50	1
11-6-88	Pitt.	Boomer Esiason	23	16	318	3	86	2	9-23-12	@Wash.	Andy Dalton	27	19	328	3	59	1
9-17-89	Pitt.	Boomer Esiason	27	16	328	2	45	0	10-14-12	@Cle.	Andy Dalton	46	31	381	3	57	3
11-19-89	Det.	Boomer Esiason	39	30	399	3	55	1	10-13-13	@Buff.	Andy Dalton	40	26	337	3	54	1
12-17-89	Hou.	Boomer Esiason	27	20	326	4	74	0	10-20-13	@Det.	Andy Dalton	34	24	372	3	82	0
12-25-89	@Minn.	Boomer Esiason	54	31	367	3	65	3	10-27-13	NYJ	Andy Dalton	30	19	325	5	53	1
10-7-90	@L.A. Rams	Boomer Esiason	45	31	490	3	32	0	10-31-13	@Mia.	Andy Dalton	53	32	338	0	26	3
11-10-91	Pitt.	Boomer Esiason	43	32	361	1	52	1	12-22-13	Minn.	Andy Dalton	38	27	363	4	41	0
12-22-91	N.E.	Boomer Esiason	40	20	333	3	53	0	9-7-14	@Balt.	Andy Dalton	38	25	301	1	77	0
11-6-94	@Sea.	Jeff Blake	43	31	387	0	76	1	10-12-14	Car.	Andy Dalton	43	33	323	2	34	2
11-13-94	Hou.	Jeff Blake	33	23	354	4	50	0	12-7-14	Pitt.	Andy Dalton	29	21	302	2	81	0
9-24-95	Hou.	Jeff Blake	46	24	356	3	56	0	9-27-15	@Balt.	Andy Dalton	32	20	383	3	80	1
11-24-96	Atl.	Jeff Blake	36	21	349	4	61	0	10-4-15	K.C.	Andy Dalton	24	17	321	1	55	0
12-1-96	@Jax.	Jeff Blake	39	23	313	3	48	2	10-11-15	Sea.	Andy Dalton	44	30	331	2	44	1
9-7-97	@Balt.	Jeff Blake	45	25	317	1	36	2	11-22-15	@Ariz.	Andy Dalton	39	22	315	2	42	0
11-30-97	@Phil.	Boomer Esiason	47	27	378	4	52	1	9-11-16	@NYJ	Andy Dalton	30	23	366	1	54	1
9-13-98	@Det.	Neil O'Donnell	36	25	303	2	70	0	9-18-16	@Pitt.	Andy Dalton	54	31	366	1	29	0
12-20-98	@Pitt.	Jeff Blake	36	20	367	1	61	1	10-23-16	Cle.	Andy Dalton	28	19	308	2	48	0
12-5-99	S.F.	Jeff Blake	30	21	334	4	58	0	12-4-16	Phil.	Andy Dalton	31	23	332	2	50	0
									10-8-17	Buff.	Andy Dalton	36	22	328	1	77	2
									9-23-18	@Car.	Andy Dalton	46	29	352	2	49	4
									9-30-18	@Atl.	Andy Dalton	41	29	337	3	39	1

100-YARD RECEIVERS

Order is chronological. Updated through 2018 season.

Order is chronological. Updated through 2018 season.																																																																																																																																																																																																																																																																																																																																																																																																																																																																																																																																																																																																																																																																																																																																																																																																																																																																																																																																																																																																																																																																																																																																																																																																																																																																																																																																																																																																																					
--	--	--	--	--	--	--	--	--	--	--	--	--	--	--	--	--	--	--	--	--	--	--	--	--	--	--	--	--	--	--	--	--	--	--	--	--	--	--	--	--	--	--	--	--	--	--	--	--	--	--	--	--	--	--	--	--	--	--	--	--	--	--	--	--	--	--	--	--	--	--	--	--	--	--	--	--	--	--	--	--	--	--	--	--	--	--	--	--	--	--	--	--	--	--	--	--	--	--	--	--	--	--	--	--	--	--	--	--	--	--	--	--	--	--	--	--	--	--	--	--	--	--	--	--	--	--	--	--	--	--	--	--	--	--	--	--	--	--	--	--	--	--	--	--	--	--	--	--	--	--	--	--	--	--	--	--	--	--	--	--	--	--	--	--	--	--	--	--	--	--	--	--	--	--	--	--	--	--	--	--	--	--	--	--	--	--	--	--	--	--	--	--	--	--	--	--	--	--	--	--	--	--	--	--	--	--	--	--	--	--	--	--	--	--	--	--	--	--	--	--	--	--	--	--	--	--	--	--	--	--	--	--	--	--	--	--	--	--	--	--	--	--	--	--	--	--	--	--	--	--	--	--	--	--	--	--	--	--	--	--	--	--	--	--	--	--	--	--	--	--	--	--	--	--	--	--	--	--	--	--	--	--	--	--	--	--	--	--	--	--	--	--	--	--	--	--	--	--	--	--	--	--	--	--	--	--	--	--	--	--	--	--	--	--	--	--	--	--	--	--	--	--	--	--	--	--	--	--	--	--	--	--	--	--	--	--	--	--	--	--	--	--	--	--	--	--	--	--	--	--	--	--	--	--	--	--	--	--	--	--	--	--	--	--	--	--	--	--	--	--	--	--	--	--	--	--	--	--	--	--	--	--	--	--	--	--	--	--	--	--	--	--	--	--	--	--	--	--	--	--	--	--	--	--	--	--	--	--	--	--	--	--	--	--	--	--	--	--	--	--	--	--	--	--	--	--	--	--	--	--	--	--	--	--	--	--	--	--	--	--	--	--	--	--	--	--	--	--	--	--	--	--	--	--	--	--	--	--	--	--	--	--	--	--	--	--	--	--	--	--	--	--	--	--	--	--	--	--	--	--	--	--	--	--	--	--	--	--	--	--	--	--	--	--	--	--	--	--	--	--	--	--	--	--	--	--	--	--	--	--	--	--	--	--	--	--	--	--	--	--	--	--	--	--	--	--	--	--	--	--	--	--	--	--	--	--	--	--	--	--	--	--	--	--	--	--	--	--	--	--	--	--	--	--	--	--	--	--	--	--	--	--	--	--	--	--	--	--	--	--	--	--	--	--	--	--	--	--	--	--	--	--	--	--	--	--	--	--	--	--	--	--	--	--	--	--	--	--	--	--	--	--	--	--	--	--	--	--	--	--	--	--	--	--	--	--	--	--	--	--	--	--	--	--	--	--	--	--	--	--	--	--	--	--	--	--	--	--	--	--	--	--	--	--	--	--	--	--	--	--	--	--	--	--	--	--	--	--	--	--	--	--	--	--	--	--	--	--	--	--	--	--	--	--	--	--	--	--	--	--	--	--	--	--	--	--	--	--	--	--	--	--	--	--	--	--	--	--	--	--	--	--	--	--	--	--	--	--	--	--	--	--	--	--	--	--	--	--	--	--	--	--	--	--	--	--	--	--	--	--	--	--	--	--	--	--	--	--	--	--	--	--	--	--	--	--	--	--	--	--	--	--	--	--	--	--	--	--	--	--	--	--	--	--	--	--	--	--	--	--	--	--	--	--	--	--	--	--	--	--	--	--	--	--	--	--	--	--	--	--	--	--	--	--	--	--	--	--	--	--	--	--	--	--	--	--	--	--	--	--	--	--	--	--	--	--	--	--	--	--	--	--	--	--	--	--	--	--	--	--	--	--	--	--	--	--	--	--	--	--	--	--	--	--	--	--	--	--	--	--	--	--	--	--	--	--	--	--	--	--	--	--	--	--	--	--	--	--	--	--	--	--	--	--	--	--	--	--	--	--	--	--	--	--	--	--	--	--	--	--	--	--	--	--	--	--	--	--	--	--	--	--	--	--	--	--	--	--	--	--	--	--	--	--	--	--	--	--	--	--	--	--	--	--	--	--	--	--	--	--	--	--	--	--	--	--	--	--	--	--	--	--	--	--	--	--	--	--	--	--	--	--	--	--	--	--	--	--	--	--	--	--	--	--	--	--	--	--	--	--	--	--	--	--	--	--	--	--	--	--	--	--	--	--	--	--	--	--	--	--	--	--	--	--	--	--	--	--	--	--	--	--	--	--	--	--	--	--	--	--	--	--	--	--	--	--	--	--	--	--	--	--	--	--	--	--	--	--	--	--	--	--	--	--	--	--	--	--	--	--	--	--	--	--	--	--	--	--	--	--	--	--	--	--	--	--	--	--	--	--	--	--	--	--	--	--	--	--	--	--	--	--	--	--	--	--	--	--	--	--	--	--	--	--	--	--	--	--	--	--	--	--	--	--	--	--	--	--	--	--	--	--	--	--	--	--	--	--	--	--	--	--	--	--	--	--	--	--	--	--	--	--	--	--	--	--	--	--	--	--	--	--	--	--	--	--	--	--	--	--	--	--	--	--	--	--	--	--	--	--	--	--	--	--	--	--	--	--	--	--	--	--	--	--	--	--	--	--	--	--	--	--	--	--	--	--	--	--	--	--	--	--	--	--	--	--	--	--	--	--	--	--	--	--	--	--	--	--	--	--	--	--	--	--	--	--	--	--	--	--	--	--	--	--	--	--	--	--	--	--	--	--	--	--	--	--	--	--	--	--	--	--	--	--	--	--	--	--	--	--	--	--	--	--	--	--	--	--	--	--	--	--	--	--	--	--	--	--	--	--	--	--	--	--	--	--	--	--	--	--	--	--	--	--	--	--	--	--	--	--	--	--	--	--	--	--	--	--	--	--	--	--	--	--	--	--	--	--	--	--	--	--	--	--	--	--	--	--	--	--	--	--	--	--	--	--	--	--	--	--	--	--	--	--	--	--	--	--	--	--	--	--	--	--	--	--	--	--	--	--	--	--	--	--	--	--	--	--	--	--	--	--	--	--	--	--	--	--	--	--	--	--	--	--	--

(Superlative performances — 100-yd. receivers, cont.)

11-30-06	Balt.	T.J. Houshmandzadeh	10	106	40	1	12-26-10	S.D.	Jerome Simpson	6	124	59	2	11-16-14	@N.O.	A.J. Green	6	127	38	1
12-10-06	Oak.	T.J. Houshmandzadeh	8	118	36	1	1-2-11	@Balt.	Jerome Simpson	12	123	21	1	11-23-14	@Hou.	A.J. Green	12	121	20	0
12-10-06	Oak.	Chad Johnson	5	101	42	0	9-18-11	@Den.	A.J. Green	10	124	26	1	12-7-14	Pitt.	A.J. Green	11	224	81	1
12-31-06	Pitt.	Chris Henry	4	124	66	1	9-18-11	@Den.	Jerome Simpson	4	136	84	0	9-13-15	@Oak.	Tyler Eifert	9	104	31	2
9-16-07	@Cle.	Chad Johnson	11	209	32	2	10-2-11	Buff.	A.J. Green	4	118	58	0	9-27-15	@Balt.	A.J. Green	10	227	80	2
9-23-07	@Sea.	T.J. Houshmandzadeh	12	141	35	1	10-16-11	Ind.	Jerome Simpson	6	101	32	0	11-1-15	@Pitt.	A.J. Green	11	118	38	1
9-23-07	@Sea.	Chad Johnson	9	138	20	0	11-20-11	@Balt.	Jerome Simpson	8	152	47	0	11-22-15	@Ariz.	Giovani Bernard	8	128	41	0
10-1-07	N.E.	T.J. Houshmandzadeh	10	100	23	1	11-27-11	Cle.	A.J. Green	3	110	51	0	12-6-15	@Cle.	A.J. Green	5	128	57	1
10-14-07	@K.C.	T.J. Houshmandzadeh	8	145	42	2	12-18-11	@StL.	A.J. Green	6	115	55	0	12-13-15	Pitt.	A.J. Green	6	132	66	1
10-21-07	NYJ	Chad Johnson	3	102	56	0	9-23-12	@Wash.	A.J. Green	9	183	73	1	9-11-16	@NYJ	A.J. Green	12	180	54	1
11-25-07	Tenn.	Chad Johnson	12	103	22	3	9-30-12	@Jax.	A.J. Green	6	117	42	1	9-18-16	@Pitt.	Giovani Bernard	9	100	25	1
12-30-07	@Mia.	Chad Johnson	4	131	70	2	10-14-12	@Cle.	A.J. Green	7	135	57	2	9-29-16	Mia.	A.J. Green	10	173	51	1
9-21-08	@NYG	T.J. Houshmandzadeh	12	146	26	1	11-4-12	Den.	Jermaine Gresham	6	108	52	0	10-23-16	Cle.	A.J. Green	8	169	48	1
11-16-08	Phil.	T.J. Houshmandzadeh	12	149	26	1	11-25-12	Oak.	A.J. Green	3	111	48	0	10-30-16	Wash.	A.J. Green	9	121	40	0
10-18-09	Hou.	Chad Johnson	5	103	50	0	12-23-12	@Pitt.	A.J. Green	10	116	21	0	10-30-16	Wash.	Tyler Eifert	9	102	22	1
10-25-09	Chi.	Chad Johnson	10	118	19	2	9-8-13	@Chi.	A.J. Green	9	162	45	2	12-24-16	@Hou.	Brandon LaFell	6	130	86	1
12-6-09	Det.	Chad Johnson	9	137	36	1	10-13-13	@Buff.	A.J. Green	6	103	54	1	9-24-17	@G.B.	A.J. Green	10	111	20	1
9-12-10	@N.E.	Chad Johnson	12	159	28	1	10-20-13	@Det.	A.J. Green	6	155	82	1	10-8-17	Buff.	A.J. Green	7	189	77	1
10-3-10	@Cle.	Terrell Owens	10	222	78	1	10-27-13	NYJ	Marvin Jones	8	122	45	4	11-12-17	@Tenn.	A.J. Green	5	115	70	1
10-10-10	T.B.	Terrell Owens	7	102	43	1	10-31-13	@Mia.	A.J. Green	3	115	53	0	9-23-18	@Car.	Tyler Boyd	6	132	49	1
10-24-10	@Atl.	Chad Johnson	10	108	18	1	11-10-13	@Balt.	A.J. Green	11	128	21	0	9-30-18	@Atl.	Tyler Boyd	11	100	13	0
10-24-10	@Atl.	Jordan Shipley	6	131	64	1	9-7-14	@Balt.	A.J. Green	8	151	51	1	10-7-18	Mia.	A.J. Green	6	112	23	0
11-8-10	Pitt.	Terrell Owens	10	141	27	2	9-21-14	Tenn.	A.J. Green	6	131	77	1	10-21-18	@K.C.	A.J. Green	7	117	31	0
							10-12-14	Car.	Mohamed Sanu	10	120	34	1	10-28-18	T.B.	Tyler Boyd	9	138	28	1
							10-26-14	Balt.	Mohamed Sanu	5	125	53	0							

# LAST TIMES

(Updated through 2018 season.)

## BENGALS

### RETURNED KICKOFF FOR TOUCHDOWN

Nov. 15, 2009 at Pittsburgh — Bernard Scott, 96 yards

### RETURNED PUNT FOR TOUCHDOWN

Sept. 16, 2012 vs. Cleveland — Adam Jones, 81 yards

### RETURNED INTERCEPTION FOR TOUCHDOWN

Dec. 30, 2018 at Pittsburgh — Shawn Williams, 58 yards

### RECOVERED OPPONENT'S FUMBLE IN END ZONE FOR TOUCHDOWN

Nov. 16, 1986 vs. Seattle — Eddie Edwards

### RETURNED OPPONENT'S FUMBLE FOR TOUCHDOWN

Oct. 7, 2018 vs. Miami — Sam Hubbard, 19 yards

### BLOCKED A PUNT

Dec. 23, 2018 at Cleveland — Clayton Fejedelem blocked Britton Colquitt punt

### RETURNED BLOCKED PUNT FOR TOUCHDOWN

Nov. 17, 2013 vs. Cleveland — Tony Dye, 14 yards (block by Jayson DiManche)

### BLOCKED FIELD GOAL ATTEMPT

Nov. 19, 2017 at Denver — KeiVarae Russell blocked a Brandon McManus 61-yard FG attempt

### RETURNED BLOCKED FIELD GOAL ATTEMPT FOR TOUCHDOWN

Nov. 8, 1970 at Buffalo — Lemar Parrish, 83 yards

### BLOCKED AN EXTRA POINT ATTEMPT

Dec. 24, 2016 at Houston — Margus Hunt blocked a Nick Novak PAT attempt

### SCORED SAFETY

Nov. 27, 2016 at Baltimore — Ravens P Sam Koch ran out of end zone for Bengals safety as time expired

### WON SHUTOUT

Dec. 14, 2014 at Cleveland (30-0)

## OPPONENTS

### RETURNED KICKOFF FOR TOUCHDOWN

Nov. 4, 2012 vs. Denver — Trindon Holliday, 105 yards

### RETURNED PUNT FOR TOUCHDOWN

Oct. 7, 2018 vs. Miami — Jakeem Grant, 71 yards

### RETURNED INTERCEPTION FOR TOUCHDOWN

Oct. 21, 2018 at Kansas City — Ron Parker, 33 yards

### RECOVERED BENGALS FUMBLE IN END ZONE FOR TOUCHDOWN

Dec. 8, 2002 at Carolina — Al Wallace recovered Jon Kitna fumble

### RETURNED BENGALS FUMBLE FOR TOUCHDOWN

Oct. 11, 2015 vs. Seattle — Bobby Wagner, 23 yards

### BLOCKED A PUNT

Sept. 30, 2018 at Atlanta — Keith Tandy blocked Kevin Huber punt

### RETURNED BLOCKED PUNT FOR TOUCHDOWN

Sept. 14, 2008 vs. Tennessee — Keith Bulluck blocked Kyle Larson punt and recovered ball in end zone

### BLOCKED FIELD GOAL ATTEMPT

Nov. 25, 2018 vs. Cleveland — Myles Garrett blocked a Randy Bullock 54-yard FG attempt

### RETURNED BLOCKED FIELD GOAL ATTEMPT FOR TOUCHDOWN

Dec. 1, 1996 at Jacksonville — Mickey Washington, 65 yards

### BLOCKED AN EXTRA POINT ATTEMPT

Sept. 13, 2015 at Oakland — Justin Tuck blocked a Mike Nugent PAT attempt

### SCORED SAFETY

Oct. 16, 2016 at New England — Andy Dalton tackled in end zone by Dont'a Hightower

### WON SHUTOUT

Sept. 10, 2017 vs. Baltimore (20-0)

# LONGEST PLAYS

(All plays are touchdowns unless noted otherwise. Updated through 2018 season.)

## BENGALS

1. 102 yds. — Louis Breeden — interception at San Diego, 11-8-81
- 102 yds. — Eric Bieniemy — kickoff return at N.Y. Giants, 10-26-97
- 102 yds. — Artrell Hawkins — interception at Houston, 11-3-02
4. 101 yds. — Dre Kirkpatrick — interception at Denver, 11-19-17 (not a TD)
5. 100 yds. — Glenn Holt — kickoff return at Buffalo, 11-4-07
6. 99 yds. — Tremain Mack — kickoff return vs. Tennessee, 11-14-99
7. 98 yds. — Stanford Jennings — kickoff return at Kansas City, 11-13-88
8. 97 yds. — Darryl Williams — interception vs. Pittsburgh, 11-7-93
- 97 yds. — Willie Shelby — kickoff return at Cleveland, 10-3-76
- 97 yds. — Tremain Mack — kickoff return at Baltimore, 9-27-98
- 97 yds. — Adam Jones — kickoff return vs. Carolina, 10-12-14 (not a TD)
12. 96 yds. — Ray Griffin — interception vs. San Diego, 11-11-79
- 96 yds. — Corey Dillon — rush at Detroit, 10-28-01
- 96 yds. — Bernard Scott — kickoff return at Pittsburgh, 11-15-09
15. 95 yds. — Carl Pickens — punt return at Green Bay, 9-20-92
- 95 yds. — Lemar Parrish — kickoff return at Buffalo, 11-8-70
17. 94 yds. — Tim McGee — kickoff return vs. Minnesota, 10-23-86 (not a TD)
- 94 yds. — Ken Anderson to Billy Brooks — pass at Minnesota, 11-13-77
- 94 yds. — Brandon Bennett — kickoff return at Baltimore, 11-10-02
- 94 yds. — Tab Perry — kickoff return at Pittsburgh, 12-4-05 (not a TD)
21. 90 yds. — Lemar Parrish — punt return vs. Washington, 10-6-74
- 90 yds. — Virgil Carter to Speedy Thomas — pass vs. Philadelphia, 9-19-71
- 90 yds. — David Dunn — kickoff return vs. Pittsburgh, 11-10-96

## OPPONENTS

1. 105 yds. — Mercury Morris (Miami) — kickoff return at Cincinnati, 9-14-69
- 105 yds. — Trindon Holliday (Denver) — kickoff return at Cincinnati, 11-4-12
3. 103 yds. — Bob Gresham (Houston) — kickoff return at Cincinnati, 9-23-73
4. 101 yds. — Derrick Mason (Tennessee) — kickoff return at Cincinnati, 11-18-01
5. 100 yds. — Max Anderson (Buffalo) — kickoff return at Cincinnati, 9-22-68
- 100 yds. — Jon Vaughn (New England) — kickoff return at Cincinnati, 12-20-92
7. 99 yds. — Antwaan Randle El (Pittsburgh) — kickoff return at Cincinnati, 10-13-02
- 99 yds. — Jeff Garcia to Andre' Davis (Cleveland) — pass at Cleveland, 10-17-04
- 99 yds. — Terrence McGee (Buffalo) — kickoff return at Cincinnati, 12-24-05
10. 98 yds. — Chad Williams (Baltimore) — interception at Cincinnati, 12-1-02
11. 97 yds. — Darren Lewis (Chicago) — kickoff return at Chicago, 11-8-92
- 97 yds. — Brandon Tate (New England) — kickoff return at New England, 9-12-10
13. 96 yds. — Carl Roaches (Houston) — kickoff return at Houston, 10-4-81
- 96 yds. — Bobby Humphrey (N.Y. Jets) — kickoff return at Cincinnati, 12-21-86
15. 95 yds. — Aaron Bailey (Indianapolis) — kickoff return at Cincinnati, 12-22-96
- 95 yds. — Lamont Brightful (Baltimore) — punt return at Baltimore, 11-10-02
17. 94 yds. — Herschel Walker (Philadelphia) — kickoff return at Cincinnati, 12-24-94
- 94 yds. — Brent Grimes (Miami) — interception return at Miami, 10-31-13
- 94 yds. — Ben Roethlisberger to Martavis Bryant (Pittsburgh) — pass at Cincinnati, 12-7-14
20. 93 yds. — Robert Lyles (Houston) — fumble return at Cincinnati, 10-19-86
21. 92 yds. — Billy Lefear (Cleveland) — kickoff return at Cleveland, 11-23-75 (not a TD)
- 92 yds. — Bo Jackson (L.A. Raiders) — rush at Los Angeles, 11-5-89
- 92 yds. — Eric Metcalf (Cleveland) — punt return at Cincinnati, 9-4-94

# PRO BOWL HISTORY

Below is a list of the Bengals selected for the NFL Pro Bowl (1970-present) and AFL All-Star games (1968-69) — listed both by player and by year.  
The years listed are the seasons during which the selections were earned, not the calendar years in which the games were played.

## BY PLAYER

PLAYER	SELECTIONS	YEAR(S)
Anthony Munoz, OT	1	1981-91
Geno Atkins, DT	7	2011-12, '14-18
A.J. Green, WR	7	2011-17
Chad Johnson, WR	6	2003-07, '09
Lemar Parrish, CB	6	1970-71, '74-77
Ken Anderson, QB	4	1975-76, '81-82
Willie Anderson, OT	4	2003-06
James Brooks, RB	4	1986, '88-90
Isaac Curtis, WR	4	1973-76
Bob Trumpy, TE	4	1968-70, '73
Tommy Casanova, S	3	1974, '76-77
Cris Collinsworth, WR	3	1981-83
Andy Dalton, QB	3	2011, '14, '16
Corey Dillon, RB	3	1999-2001
Boomer Esiason, QB	3	1986, '88-89
David Fulcher, S	3	1988-90
Rodney Holman, TE	3	1988-90
Max Montoya, G	3	1986, '88-89
Andrew Whitworth, OT	3	2012, '15-16
Coy Bacon, DE	2	1976-77
Carlos Dunlap, DE	2	2015-16
Jermaine Gresham, TE	2	2011-12
Tim Krumrie, NT	2	1987-88
Carson Palmer, QB	2	2005-06
Carl Pickens, WR	2	1995-96
Mike Reid, DT	2	1972-73
Paul Robinson, RB	2	1968-69
Ashley Ambrose, CB	1	1996
Bill Bergey, LB	1	1969
Jeff Blake, QB	1	1995
Eddie Brown, WR	1	1988
Vontaze Burfict, LB	1	2013
Tyler Eifert, TE	1	2015
Shayne Graham, K	1	2005
Harold Green, RB	1	1992
Clark Harris, LS	1	2017
T.J. Houshmandzadeh, WR	1	2007
Kevin Huber, P	1	2014
Tory James, CB	1	2004
Bob Johnson, C	1	1968
Pete Johnson, FB	1	1981
Rudi Johnson, RB	1	2004
Adam Jones, CB	1	2015
Jim LeClair, LB	1	1976
Tremain Mack, KR	1	1999
Pat McNally, P	1	1981
Chip Myers, WR	1	1972
Lorenzo Neal, FB	1	2002
Reggie Nelson, S	1	2015
Deltha O'Neal, CB	1	2005
Cedric Peerman, RB	1	2015
Dan Ross, TE	1	1982
Eric Thomas, CB	1	1988

## BY YEAR

YEAR	PLAYER(S)
1968	— C Bob Johnson, RB Paul Robinson, TE Bob Trumpy
1969	— LB Bill Bergey, RB Paul Robinson, TE Bob Trumpy
1970	— CB Lemar Parrish, TE Bob Trumpy
1971	— CB Lemar Parrish
1972	— WR Chip Myers, DT Mike Reid
1973	— WR Isaac Curtis, DT Mike Reid, TE Bob Trumpy
1974	— S Tommy Casanova, WR Isaac Curtis, CB Lemar Parrish
1975	— QB Ken Anderson, WR Isaac Curtis, CB Lemar Parrish
1976	— QB Ken Anderson, DE Coy Bacon, S Tommy Casanova, WR Isaac Curtis, LB Jim LeClair, CB Lemar Parrish
1977	— DE Coy Bacon, S Tommy Casanova, CB Lemar Parrish
1978	— (none)
1979	— (none)
1980	— (none)
1981	— QB Ken Anderson, WR Cris Collinsworth, FB Pete Johnson, P Pat McNally, OT Anthony Munoz
1982	— QB Ken Anderson, WR Cris Collinsworth, OT Anthony Munoz, TE Dan Ross
1983	— WR Cris Collinsworth, OT Anthony Munoz
1984	— OT Anthony Munoz
1985	— OT Anthony Munoz
1986	— RB James Brooks, QB Boomer Esiason, G Max Montoya, OT Anthony Munoz
1987	— NT Tim Krumrie, OT Anthony Munoz
1988	— RB James Brooks, WR Eddie Brown, QB Boomer Esiason, S David Fulcher, TE Rodney Holman, NT Tim Krumrie, G Max Montoya, OT Anthony Munoz, CB Eric Thomas
1989	— RB James Brooks, QB Boomer Esiason, S David Fulcher, TE Rodney Holman, G Max Montoya, OT Anthony Munoz
1990	— RB James Brooks, S David Fulcher, TE Rodney Holman, OT Anthony Munoz
1991	— OT Anthony Munoz
1992	— RB Harold Green
1993	— (none)
1994	— (none)
1995	— QB Jeff Blake, WR Carl Pickens
1996	— CB Ashley Ambrose, WR Carl Pickens
1997	— (none)
1998	— (none)
1999	— RB Corey Dillon, KR Tremain Mack
2000	— RB Corey Dillon
2001	— RB Corey Dillon
2002	— FB Lorenzo Neal
2003	— OT Willie Anderson, WR Chad Johnson
2004	— OT Willie Anderson, CB Tory James, WR Chad Johnson, RB Rudi Johnson
2005	— OT Willie Anderson, K Shayne Graham, WR Chad Johnson, CB Deltha O'Neal, QB Carson Palmer
2006	— OT Willie Anderson, WR Chad Johnson, QB Carson Palmer (Pro Bowl Player of the Game)
2007	— WR T.J. Houshmandzadeh, WR Chad Johnson
2008	— (none)
2009	— WR Chad Johnson
2010	— (none)
2011	— DT Geno Atkins, QB Andy Dalton, WR A.J. Green, TE Jermaine Gresham
2012	— DT Geno Atkins, WR A.J. Green, TE Jermaine Gresham, OT Andrew Whitworth
2013	— LB Vontaze Burfict, WR A.J. Green
2014	— DT Geno Atkins, QB Andy Dalton, WR A.J. Green, P Kevin Huber
2015	— DT Geno Atkins, DE Carlos Dunlap, TE Tyler Eifert, WR A.J. Green, CB Adam Jones, S Reggie Nelson, RB Cedric Peerman, OT Andrew Whitworth
2016	— DT Geno Atkins, QB Andy Dalton, DE Carlos Dunlap, WR A.J. Green, OT Andrew Whitworth
2017	— DT Geno Atkins, WR A.J. Green, LS Clark Harris
2018	— DT Geno Atkins

# HALL OF FAME HISTORY

## ANTHONY MUNOZ

The Bengals' **Anthony Munoz**, who defined the art of playing offensive tackle in the National Football League, was inducted on Aug. 1, 1998 to the Pro Football Hall of Fame. It was the first year of Hall eligibility for Munoz, whose final NFL season was 1992 with the Bengals. There currently are 326 Hall of Famers, and Munoz is one of only 86 players selected in their first year of eligibility.

Munoz was a consensus All-American at the University of Southern California, and the Bengals claimed him with the third overall pick in the 1980 draft, despite the fact some teams considered him damaged goods due to past

knee surgery. The move turned out as the best draft gamble in franchise history, as Munoz went on to play 13 Bengals seasons (1980-92), including 11 seasons ('81-91) in which he was chosen for the AFC-NFC Pro Bowl game. At the time of his retirement (1992), that was the most selections of any player in NFL history. He also earned All-Pro honors (full NFL, not just the AFC) every season from 1981 through '91.

"Anthony's induction was very gratifying to our organization and to all of our fans," said Mike Brown, Bengals president. "It was particularly so because the selectors recognized Anthony as a truly special player and person who deserved election on his first try. During his playing days, no one in the NFL was better. It's justifiable to consider him as the best offensive lineman ever, and he has conducted his personal and family life in a way that is a great credit to the Bengals and the NFL."

Munoz's off-field efforts earned him the NFL's prestigious Man of the Year Award in 1991.

Munoz played for the Bengals in both of their Super Bowl appearances, as a second-year player in Super Bowl XVI at Pontiac, Mich., and as a ninth-year vet in Super Bowl XXIII at Miami.

In 1994, he was one of three offensive tackles named to the NFL's official 75th Anniversary Team. He joined his fellow tackles from that 75th Anniversary Team — Forrest Gregg and Roosevelt Brown — in the Hall of Fame.

Munoz's exceptional agility and athleticism is reflected by his entry line in the Bengals' all-time pass receiving statistics. He caught seven passes, playing as a tackle-eligible, and four of those catches were for touchdowns.

In six of his 13 Bengals seasons, Munoz earned at least one major award as

NFL Offensive Lineman of the Year. One award citation, issued by NFL Alumni, reads: "The NFL has three levels of offensive linemen. The bottom rung is for players aspiring to make the Pro Bowl. The next step is for those who have earned all-star status. Then there's Anthony Munoz. He's alone at the top, a sure Hall of Famer."

Though there are other Hall of Fame members with some Hispanic ancestry, Munoz is considered the first player of primarily Hispanic background to enter the Hall. Munoz was born in Ontario, Calif. His parents also are native Californians, and his grandparents were born in Chihuahua, Mexico.

## OTHER PLAYER/COACH CONNECTIONS

Munoz is the only player who performed primarily for the Bengals to gain entry to the Hall.

Two other Hall of Fame players, wide receivers **Charlie Joiner** and **Terrell Owens**, are former Bengals, but both played the majority of their careers with other teams. Joiner, who was with the Bengals from 1972-75, played the majority of his career with San Diego. He was inducted in 1996. Owens, who was a Bengal in 2010, also was with San Francisco, Philadelphia, Dallas and Buffalo. He was inducted as a member of the 2018 class.

**Paul Brown**, founder and first head coach of the Bengals and the Browns, is in the Hall, but he was inducted in 1967, before the Bengals' first season.

Three other Hall of Famers also spent time as Bengals coaches. **Bill Walsh**, inducted for his success as head coach of the San Francisco 49ers, was a Bengals assistant under Paul Brown from 1968-75. He was inducted in 1993. **Forrest Gregg**, Bengals head coach from 1980-83, was inducted in '77, based on his playing career as an offensive tackle, primarily with Green Bay. And **Dick LeBeau**, a Bengals coach for 19 seasons, was inducted in 2010 for his exploits as a cornerback for the Detroit Lions. LeBeau was Bengals head coach for the last 13 games of 2000, as well as '01-02. LeBeau was a Cincinnati assistant coach from 1980-91 and from '97 through the first three games of 2000.

**More on Paul Brown:** Brown was not only the founder and first coach of both the Bengals and the Browns, but he was one of the great innovators in pro football history.

"Whether they know it or not, nearly everyone in football has been affected by Paul Brown," former NFL Commissioner Pete Rozelle said in 1991. "His wealth of ideas changed the game."

Elected in 1967 to the Pro Football Hall of Fame, Brown also was founder and first coach of the Cleveland Browns, whom he guided to seven league championships in their first 12 seasons. He posted a .665 winning percentage over 25 years of pro coaching (222-112-9, including playoffs). Earlier in his career, he created an Ohio dynasty at Massillon High School and coached Ohio State University to a national championship (1942).

Brown pioneered coaching as a year-round profession, invented the draw play, introduced the use of face masks on helmets, initiated film study and classroom instruction of players, and was the first coach to call plays from the sidelines. He also broke the color barrier in modern American pro sports, as his Cleveland team featured black stars Marion Motley and Bill Willis in 1946, a year before Jackie Robinson's debut in Major League Baseball.

Born in Norwalk, Ohio, and reared in Massillon, Ohio, Brown was Bengals coach and general manager from 1968-75. He stepped down as coach following an 11-3 season in 1975, and continued in the GM's role until his death at age 82 on Aug. 5, 1991.

## BENGALS ITEMS IN THE HALL

The Hall of Fame houses many pieces of Bengals history, including:

- Full uniform including jersey, pants, and helmet of OT Anthony Munoz during the last season of his Hall of Fame career.
- Coach Paul Brown's "signature" hat he wore on the sidelines.
- QB Boomer Esiason's jersey from his MVP season in 1988.
- RB Corey Dillon's jersey from Dec. 4, 1997 when he established a rookie single-game rushing record vs. Tennessee.
- Jersey, pants, and shoes worn by Dillon on Oct. 22, 2000 when he set the then-NFL record of 278 rushing yards in Bengals' 31-21 win vs. Denver Broncos.
- The football used on the opening kickoff of the Bengals' inaugural regular-season home game on Sept. 14, 1968. Cincinnati defeated Denver, 24-10.
- Jerseys worn by RB Archie Griffin and CB Ken Riley.
- Back rest of seat from Cinergy Field, formerly Riverfront Stadium.
- Autographed metal bucket from groundbreaking ceremony of Paul Brown Stadium. Signatures include those of Mike Brown, Hamilton County Commissioners Bob Bedinghaus and Tom Neyer, and Cincinnati Mayor Roxanne Qualls.
- Shovel used for the groundbreaking of Paul Brown Stadium, which took place on Cincinnati's riverfront on April 25, 1998.
- Framed water color drawing of WR Isaac Curtis.
- Draft cards. The cards were written on by a team representative and turned into NFL officials to identify each draft pick.





# STADIUM HISTORY

## PAUL BROWN STADIUM — 2000-PRESENT

Paul Brown Stadium, home of the Bengals on Cincinnati's downtown riverfront, plays host to its 20th NFL season in 2019. PBS, as it's known for short, opened in 2000. The first game was an Aug. 19 preseason contest vs. Chicago, a 24-20 Bengals win. The first regular-season game was a 24-7 loss to Cleveland on Sept. 10.

Named for the NFL legend who was Bengals founder, chief executive and first head coach, the stadium has won numerous honors and has helped keep Cincinnati in the national sports spotlight. Over the last 15 seasons (2004-18), PBS has hosted 23 nationally televised Bengals games (no nationally televised games are scheduled at PBS for 2019).

From 2003-10 at PBS, the Bengals sold out a franchise-record 57 consecutive home games (regular and postseason).

The stadium features a sleek design and blends seamlessly with the city, open to views of downtown to the north and the Ohio River to the south.


National recognition for PBS has come in various modes. In 2007, PBS was the only football stadium to make a Harris Interactive list of "America's favorite 150 buildings and structures." PBS ranked 101st on a list whose range included all manner of major structures — skyscrapers, museums, churches, hotels, bridges, national memorials and more. No other football stadium was voted among the top 150, and among all sports venues, only two historic baseball parks — Wrigley Field and the old Yankee Stadium — ranked higher than PBS.

In 2002, in an industry rarity, the stadium was singled out by both of the nation's premier architecture magazines, *Architectural Record* and *Architecture*. The two stories came on the heels of PBS receiving the 2001 Merit Award from the American Institute of Architects (California Council). It marked the first time an NFL stadium received the award from the prestigious AIA.

The acclaim began well before the stadium's 2000 opening. In May of 1998, studies of PBS' design led to it being among 15 winners from a field of more than 300 projects for an American Architecture Award.

In closer-to-home reaction, the stadium also debuted to rave reviews.

After a tour of PBS in June of 2000, some two months before the first game, Cincinnati Enquirer columnist Paul Daugherty wrote:



"The place is gorgeous. If the Bengals were trying to butter me up by giving me the tour, it worked. Every seat is good."

At roughly the same time, Cincinnati Post columnist Bill Koch wrote:

"The views come at you from every angle. Unlike Cinergy Field (formerly Riverfront Stadium), which cut you off from the city once you were inside, this stadium celebrates its setting.

"From the west side, you gaze into Price Hill, with Union Terminal off in the distance. From the east, you walk through the club lounge, where you can see the river, the Roebling Suspension Bridge

and the downtown skyline. You are not in Anytown, USA. You are unmistakably in Cincinnati."

Mike Brown, a son of Paul Brown and the club's chief executive since 1991, puts it this way:

"In the best stadiums, the experience of just walking in wakes you up. It's exciting just to be there. From day one, we made this a goal for our stadium. We want it to be the best setting for pro football in the country, and we think our fans will agree that it is."

Though proud of PBS' much-hailed outer design, the Bengals are prouder still that the stadium has fulfilled a primary goal of serving as a premier venue for watching football. Almost 70 percent of the seats are along the sidelines, positioned for the best possible sight lines to the action.

PBS also serves as a link to the past. In an era when many sports facilities carry corporate names, Cincinnati's stadium bears only the name of Paul Brown.

"We like the fact that our stadium name honors the tradition of the NFL," says Mike Brown. "Many names now don't have anything to do with the game."


The stadium includes 132 suites and 7600 club seats.

Additional facts and figures on PBS:

**SEATING CAPACITY:** 65,515.

**DIMENSIONS:** The stadium site covers approximately 22 acres, and Paul Brown Stadium itself reaches a height of 157 feet.

**PLAYING SURFACE:** Twenty-Four/Seven synthetic turf system by Shaw Sports Turf (installed by The Motz Group in 2018).



## RIVERFRONT STADIUM/CINERGY FIELD — 1970-99

(Was called Riverfront Stadium from 1970-95, and renamed Cinergy Field in '96.)



Like Paul Brown Stadium, Riverfront Stadium was located in downtown Cincinnati on the bank of the Ohio River. Its site was about a quarter-mile east of the PBS site. It was renamed Cinergy Field in 1996.

Housing the Bengals and baseball's Cincinnati Reds, Riverfront/Cinergy was one of a number of circular, dual-sport facilities built in the U.S. in the 1960s and early '70s. Seating capacity for Bengals games was 60,389 in the stadium's full football configuration and 56,759 during shared periods with baseball.

Riverfront hosted the most celebrated victory in Bengals history, the 1981 season AFC Championship game known as the "Freezer Bowl." The Bengals defeated San Diego 27-7 on a day with the lowest wind chill (minus-59 degrees) and second-coldest temperature reading (minus-9) in NFL history. The Bengals won their second AFC title at Riverfront in 1988, defeating Buffalo 21-10.

The longest Bengals sellout streak at Riverfront was 43 games, from the 1988 season opener through the '92 home finale.

The Reds continued playing in Cinergy Field for two seasons (2001-02) after the Bengals departed for PBS, and Cinergy was imploded in December of '02 to make room for new riverfront development.

## NIPPERT STADIUM — 1968-69

The Bengals played their first two seasons in Nippert Stadium on the campus of the University of Cincinnati. When the Bengals played at Nippert, its seating capacity was listed as 31,301.



The Nippert Stadium site began hosting UC games in 1902, and it remains the home of the Bearcats today. It is the fourth-oldest playing site still in use in college football. Nippert has been expanded and upgraded many times over the years. Its most recent major renovation took place from 2014 through early '15. The Bearcats played all their 2014 home games at Paul Brown Stadium, but returned to Nippert for the '15 season.

The stadium began in 1902 as Carson Field, named after Arch Carson, who played a significant role in starting football on the UC campus in 1885. In 1901, as physical director of the university, Carson guided the construction of the first field, which was later named for him (to this day, Nippert's playing surface still is called Carson Field). Fans watched from wooden bleachers constructed on the hillside adjacent to the field.

Construction began in 1916 on a permanent brick-and-mortar stadium, and the structure was completed in '24. The new stadium was named after Jimmy Nippert, a UC player who sustained a spike wound injury during the 1923 season finale and died a month later from blood poisoning. His grandfather, James N. Gamble of Procter & Gamble, provided the funds necessary to complete construction, and Nippert Stadium was dedicated the following November.

## STADIUM FIRSTS AND LASTS

### PAUL BROWN STADIUM

**FIRST PRESEASON GAME:** Aug. 19, 2000 / Bengals 24, Chicago 20 (attendance: 56,180)

**FIRST REGULAR-SEASON GAME:** Sept. 10, 2000 / Cleveland 24, Bengals 7 (attendance: 64,006)

First Bengals scoring play: Ron Dugans four-yard TD pass from Akili Smith (second quarter, 14:33)

First opponent scoring play: Travis Prentice 16-yard TD run (first quarter, 3:43)

**RECORD AT PBS (REGULAR SEASON, THROUGH 2018):** 83-66-2 (.556)

**LARGEST CROWD AT PBS:** 66,188 on Oct. 28, 2007 / Pittsburgh 24, Bengals 13

### RIVERFRONT STADIUM/CINERGY FIELD

(Stadium was called Riverfront Stadium from 1970-95 and was renamed Cinergy Field in '96.)

**FIRST PRESEASON GAME:** Aug. 8, 1970 / Bengals 27, Washington 12 (attendance: 52,299)

**FIRST REGULAR-SEASON GAME:** Sept. 20, 1970 / Bengals 31, Oakland 21 (attendance: 56,616)

First Bengals scoring play: Sam Wyche five-yard TD run (first quarter, 13:08)

First opponent scoring play: Fred Biletnikoff 20-yard TD pass from Daryle Lamonic (first quarter, 0:30)

**LAST REGULAR-SEASON GAME:** Dec. 12, 1999 / Bengals 44, Cleveland 28 (attendance: 59,972)

Last Bengals scoring play: Darnay Scott 52-yard TD pass from Jeff Blake; Doug Pelfrey PAT kick (third quarter, 3:15)

Last opponent scoring play: Darrin Chiaverini 19-yard TD pass from Ty Detmer; Phil Dawson PAT kick (fourth quarter, 0:49)

**RECORD AT RIVERFRONT/CINERGY (REGULAR SEASON):** 128-100-0 (.561)

**LARGEST CROWD AT RIVERFRONT/CINERGY:** 60,284 on Oct. 17, 1971 / Cleveland 27, Bengals 24

### NIPPERT STADIUM

**FIRST PRESEASON GAME:** Aug. 3, 1968 / Kansas City 38, Bengals 14 (attendance: 21,682)

**FIRST REGULAR-SEASON GAME:** Sept. 15, 1968 / Bengals 24, Denver 10 (attendance: 25,049)

First Bengals scoring play: Dale Livingston 49-yard FG (third quarter, 12:02)

First Bengals touchdown: Bob Trumpy 58-yard pass from John Stofa (third quarter, 8:58)

First opponent scoring play: Bob Humphreys 33-yard FG (third quarter, 3:07)

First opponent touchdown: Eric Crabtree five-yard pass from Jim LeClair (fourth quarter, 11:57)

**LAST REGULAR-SEASON GAME:** Nov. 16, 1969 / Boston 25, Bengals 14 (attendance: 25,913)

Last Bengals scoring play: Jess Phillips four-yard TD run; Horst Muhlmann PAT kick (fourth quarter, 13:10)

Last opponent scoring play: Gino Cappelletti 43-yard FG (third quarter, 7:58)

Last opponent touchdown: Charley Frazier six-yard pass from Mike Taliaferro; Gino Cappelletti PAT kick (first quarter, 1:24)

**RECORD AT NIPPERT (REGULAR SEASON):** 6-8-0 (.429)

**LARGEST CROWD AT NIPPERT:** 28,642 on Sept. 29, 1968 / San Diego 31, Bengals 10



## PRO FOOTBALL HISTORY IN CINCINNATI

Cincinnati was home to two other teams in the National Football League prior to the present-day Bengals.

One of the teams, known as the Cincinnati Celts, was a member of the NFL — then known as the American Professional Football Association — in the league's second season in 1921. That team finished with a 1-3-0 record in its only season.

In 1933, the NFL granted the city another franchise, this time called the Cincinnati Reds. They competed in the league for two seasons before folding. The Reds finished with a 3-6-1 record and fourth place in the league's Western Division in 1933. In 1934, they lost their first eight games before suspending operations. The St. Louis Gunners, an independent team, joined the NFL by buying the Cincinnati franchise and went 1-2 the last three weeks of the season.

It was a third team, however — one which was not a member of the NFL — that eventually proved to be the closest link to today's modern-era team.

In 1937, a team called the Cincinnati Bengals was formed as a member of the rival American Football League. It was that team's nickname which was later adopted by today's NFL franchise.

The 1937 Bengals finished with a 2-4-2 record in their first year, but the AFL folded after the season. The Bengals continued as an independent team in 1938,

playing three NFL teams that year. They beat the Chicago Bears 17-13, and the Pittsburgh Pirates 38-0, and tied the Chicago Cardinals 7-7.

In 1939, the Bengals joined a new AFL, finishing in second place with a 6-2 record. But again, the league folded after the season.

Once again, in 1940, another new AFL emerged, and again the Bengals joined. They recorded 1-7-0 and 1-5-2 marks in 1940 and '41, respectively. That AFL suffered the fate of the two AFLs before it, folding after the 1941 season as the United States entered World War II. Only this time, the Bengals folded along with it.

Pro football returned to Cincinnati 26 years later in 1967, when Paul Brown headed an ownership group which landed an expansion franchise in the modern-era American Football League. Brown, a Pro Football Hall of Famer who founded and coached the Cleveland Browns from 1946-62, picked the name Bengals for the new team "to give it a link with past professional football in Cincinnati."

Hundreds of names were suggested by fans in an effort to name the new Cincinnati team, the most popular being Buckeyes. It was rejected to avoid confusion with the Ohio State Buckeyes.

The Bengals began play in the AFL in 1968. The AFL merged with the NFL in 1970.



**1938 Cincinnati Bengals**

**Front row (left to right):** 65-Tarz Carlson, 84-Bud Payne, 60-Cole Wilging, 85-Sig Sigillo, 55-Freddy Wunderlich, 69-Joe Kruse, 14-Blond Blizzard Owen, 80-Norm Cable, 41-Irish Pavkov, 54-Horse Chesney, 64-Pat Howlett, 51-Tiger Martinovich.

**Back row:** 70-Homer Reynolds, 72-Jug Brown, 75-King Bernard, 73-Socko Wieth, 88-Bumper McPhail, 61-Earl Warwick, 83-Connie Mack Berry, 81-Phil Bucklew, 82-Bill Muellner, 52-Russ Sweeney, 87-Wild Bill Gerdes, 86-Turk Russ, Coach Dana M. King.

# MISCELLANEOUS FACTS AND FIGURES

## ENTERING 2019 SEASON

### Bengals franchise firsts:

- **FIRST HEAD COACH:** Paul Brown, who coached from 1968 through '75.
- **FIRST PLAYER:** QB John Stofa, who was acquired in December, 1967, from the Miami Dolphins in a trade for two draft choices. Stofa played for the Bengals in 1968 and '69.
- **FIRST DRAFT CHOICE:** Center Bob Johnson, from the University of Tennessee, was the Bengals' No. 1 draft choice in their 1968 inaugural season.
- **FIRST GAME:** Aug. 3, 1968 — a preseason home game against the Kansas City Chiefs at Nippert Stadium. The Chiefs won 38-14 in front of 21,682.
- **FIRST REGULAR-SEASON GAME:** On Friday night, Sept. 6, 1968, in San Diego, the Bengals began play in the American Football League. They lost to the Chargers, 29-13.
- **FIRST BENGALS REGULAR-SEASON SCORING PLAY:** On the Bengals' first possession of their first regular-season game — Sept. 6, 1968 at San Diego — RB Paul Robinson scored a touchdown on a 2-yard run. Dale Livingston kicked the extra point for a 7-0 Cincinnati lead. The Chargers came back to win, 29-13.
- **FIRST REGULAR-SEASON VICTORY:** On Sunday, Sept. 15, 1968, the Bengals won their home opener, defeating the Denver Broncos, 24-10. A crowd of 25,049 watched at Nippert Stadium.
- **FIRST PLAYOFF GAME:** On Saturday, Dec. 26, 1970, the Bengals lost to the Baltimore Colts, 17-0, at Memorial Stadium in Baltimore in an AFC Divisional Playoff. The Bengals reached the playoffs in just the franchise's third season by winning the AFC Central Division with an 8-6 regular-season record.
- **FIRST PLAYOFF VICTORY:** On Jan. 3, 1982, the Bengals beat the Buffalo Bills, 28-21, at Riverfront Stadium in an AFC Divisional Playoff Game. A week later, the Bengals won the AFC title to earn a trip to Super Bowl XVI.

**In the beginning:** The Bengals' inaugural season was 1968, when they played in the American Football League (which merged with the NFL in '70).

That first Bengals team had a seven-person coaching staff (in contrast to the 23-person staff heading into the 2019 season). Head coach Paul Brown was joined by Bill Johnson (offensive line coach), Rick Forzano (offensive backfield), Jack Donaldson (defensive line), Tom Bass (defensive backfield), Bill Walsh (offensive ends) and Frank Smouse (linebackers).

**Munoz made Pro Bowl history:** Former Bengals OT Anthony Munoz was selected to play in 11 AFC-NFC Pro Bowl games, the most by any Cincinnati player by a margin of four. DT Geno Atkins and WR A.J. Green are tied for second with seven.

At the time of his retirement after the 1992 season, Munoz's total of 11 selections was the most of any player in NFL history. To this day, Munoz still is tied for 13th in most Pro Bowl selections all time. The leaders (each with 14) are New England QB Tom Brady, Kansas City/Atlanta TE Tony Gonzalez, Indianapolis/Denver QB Peyton Manning and Houston Oilers/Tennessee OL Bruce Matthews.

**Hold that line:** Over Games 5-12 of the 2009 season, the Bengals set a franchise record by holding eight straight opponents under the 100-yard mark in rushing. Prior to 2009, the franchise record for consecutive games in this category was six, and that spanned two seasons (1981-82). The previous record for one season was five straight games, set in 1983.

**Sellout streaks:** The Bengals sold out 57 consecutive home games (regular and postseason) from Nov. 16, 2003 through Nov. 8, 2010. That Paul Brown Stadium run stands as the longest in club history, topping a 43-game streak accomplished at Riverfront Stadium between 1988 and '92.

**Bengals boast winning mark in overtime:** The Bengals are 17-15-3 in regular-season overtime games, for a winning percentage of .529.

Overtime was put in place for regular-season games in 1974. The Bengals have not played an overtime game in postseason.

In 2013, Cincinnati played three overtime games in the same season, the only such instance in franchise history. In their other 50 seasons (1968-2012 and '14-18), the Bengals played in two overtime games in any one season just six times ('90, '92, '95, '01, '08 and '15).

**The longest victory:** The Bengals' 23-20 win at Cleveland Oct. 4, 2009 was the longest game the Bengals ever won. Four seconds remained in

overtime when K Shayne Graham booted a 31-yard FG to break a 20-all tie.

The previous longest Bengals win was 34-31 in a road game against the Los Angeles Rams on Oct. 7, 1990. Jim Breech's 44-yard field goal ended that game with 3:04 remaining in overtime. The longest Bengals loss came on Sept. 23, 1979 against the Houston Oilers at Riverfront Stadium. The Oilers won 30-27 on a 29-yard Toni Fritsch field goal with 0:32 left in the extra period.

There are only three 75-minute games in Bengals history — a 13-13 tie with Philadelphia on Nov. 16, 2008, a 37-37 tie with Carolina on Oct. 12, 2014, and a 27-27 tie with Washington on Oct. 30, 2016. The only other tie in team history — a 31-31 deadlock in 1969 at Houston — took place before overtime was instituted in the regular season.

**Passing fancy:** Entering the 2019 season, QB Andy Dalton had passed for more than 300 yards in a game a team-record 24 times during his Bengals career ('11-present).

Boomer Esiason (1984-92, '97) ranks second in 300-yard passing games with 23, followed by Ken Anderson ('71-86) with 19.

**Bengals double-digit club:** Entering 2019, 30 players shared the distinction of having played 10 or more campaigns for the Bengals:

PLAYER, POSITION	YEARS	SEASONS
Ken Anderson, QB.....	16	1971-86
Ken Riley, CB.....	15	1969-83
Reggie Williams, LB.....	14	1976-89
Jim Breech, K.....	13	1980-92
Rich Braham, C-G.....	13	1994-2006
Anthony Munoz, OT.....	13	1980-92
Joe Walter, OT.....	13	1985-97
Willie Anderson, OT.....	12	1996-2007
Isaac Curtis, WR.....	12	1973-84
Eddie Edwards, DE-DT.....	12	1977-88
Bob Johnson, C.....	12	1968-79
Bruce Kozerski, OL.....	12	1984-95
Tim Krumrie, NT.....	12	1983-94
Jim LeClair, LB.....	12	1972-83
Glenn Cameron, LB.....	11	1975-85
Robert Geathers, DE.....	11	2004-14
Rodney Holman, TE.....	11	1982-92
Lee Johnson, P-K.....	11	1988-98
Max Montoya, G-OT.....	11	1979-89
Domata Peko, DT.....	11	2006-16
Andrew Whitworth, OT.....	11	2006-16
Louis Breeden, CB.....	10	1978-87
Boomer Esiason, QB.....	10	1984-92, 97
*-Clark Harris, LS.....	10	2009-18
*-Kevin Huber, P.....	10	2009-18
Chad Johnson, WR.....	10	2001-10
Dave Lapham, G.....	10	1974-83
Pat McNally, P-WR.....	10	1976-85
Brad St. Louis, LS-TE.....	10	2000-09
Bob Trumpy, TE-WR.....	10	1968-77

**NOTE:** Asterisks note players who still were active Bengals as of July 15, 2019.

**The name game:** The most common last name among players on the Bengals' all-time roster is Johnson. Twenty-six players named Johnson are on the all-time roster, including Chad Johnson, who changed his last name to Ochocinco in 2008 (then back to Johnson in '11, after his Bengals career).

Smith is second with 18, and Williams is third with 15 (not including Nick Luchey, who changed his name from Williams in 2002).

The Bengals' all-time roster has more last names start with the letter B than any other letter — a total of 105. The letter S is second with 96 names.

The only letter without a player on the team's all-time roster is X.

**A rare runner:** The only Bengals quarterback ever to rush for 100 yards in a game was Virgil Carter, who gained 110 on nine carries against Cleveland on Nov. 15, 1970.

The game was the first Bengals-Browns match in Riverfront Stadium (later renamed Cinergy Field) and was Cincinnati's first win (14-10) over its Ohio rival.

**Coldest NFL games on record:**

- Minus-13 degrees (-48 degrees wind chill) — Dec. 31, 1967, Lambeau Field, Green Bay, Wis., NFL Championship — Green Bay 21, Dallas 17
- Minus-9 degrees (-59 degrees wind chill) — Jan. 10, 1982, Riverfront Stadium, Cincinnati, Ohio, AFC Championship — Cincinnati 27, San Diego 7.
- Minus-6 degrees (-25 degree wind chill) — Jan. 10, 2016, TCF Bank Stadium, Minneapolis, Minn., NFC Wild Card — Seattle 10, Minnesota 9.

**10 wins, no playoffs:** The best Bengals team to miss out on postseason play was coach Bill Johnson's 1976 club, which went 10-4 but lost a tiebreaker to Pittsburgh for the AFC Central Division title.

Only one Wild Card team made the playoffs from each conference at that time, and it went to 11-3 New England, which lost an AFC East tiebreaker.

One other Bengals team — the 1986 club — won 10 games (10-6) and failed to make the playoffs.

**Long distance leaders:** Former Bengals Chris Bahr and Doug Pelfrey are the only kickers in team history to convert two field goals of 50 or more yards in the same game.

Bahr booted field goals of 55 and 52 yards vs. Houston on September 23, 1979. Pelfrey connected on attempts from 53 and 50 yards at Houston on October 24, 1993.

**Talent isn't everything:** The 1989 Bengals were a talented team, but never could put it all together on a weekly basis. They outscored opponents 404-285, but finished only 8-8.

Not since the 1950 Philadelphia Eagles had a break-even team outscored its foes by such a large point margin (7.4) per game.

**All-time biggest crowds:** Here are the Bengals' 10 largest home crowds in franchise history:

ATTENDANCE	DATE	OPPONENT	RESULT
1. 66,188 .....	10-28-07	Pittsburgh	L, 13-24
2. 66,113 .....	10-1-07	New England	L, 13-34
3. 66,107 .....	12-22-14	Denver	W, 37-28
4. 66,104 .....	10-23-05	Pittsburgh	L, 13-27
5. 66,093 .....	9-10-07	Baltimore	W, 27-20
6. 66,072 .....	9-17-06	Cleveland	W, 34-17
7. 66,049 .....	12-31-06	Pittsburgh	L, 17-23 (OT)
8. 66,035 .....	10-1-06	New England	L, 13-38
9. 66,023 .....	12-23-07	Cleveland	W, 19-14
10. 65,995 .....	11-20-05	Indianapolis	L, 37-45

**100 x 3 = team first:** The Bengals' 27-10 win over Oakland on Dec. 10, 2006 at Paul Brown Stadium was the team's only game ever with a 100-yard rusher (Rudi Johnson, 117 yards) and two 100-yard receivers (T.J. Houshmandzadeh, 118; Chad Johnson, 101).

**Fond farewell:** The Bengals played their final game at Cinergy Field (previously known as Riverfront Stadium) on Dec. 12, 1999, and they made the finale a memorable one.

Before a sellout crowd of 59,972, the Bengals defeated Cleveland, 44-28, as the Cincinnati defense set a team record by allowing only 11 net rushing yards (11 carries). The Browns' longest rush of the day was three yards. The previous low by a Bengals opponent had been 22 yards by Houston on Dec. 23, 1990.

Offensively, that game saw the Bengals roll for 279 rushing yards (on 53 carries) — the second-most rushing yards in team history at the time and most ever in a home game (now fourth-best in history and third-highest at home).

**BENGALS SINGLE-SEASON LEAGUE AND CONFERENCE LEADERS****— NFL —****PASSER RATING**

(Current rating system in place since 1973)

1974	Ken Anderson .....	95.7
1975	Ken Anderson .....	93.9
1981	Ken Anderson .....	98.4
1982	Ken Anderson .....	95.3
1988	Boomer Esiason .....	97.4

**PASSING YARDS**

1974	Ken Anderson .....	2667
1975	Ken Anderson .....	3169

**TOUCHDOWN PASSES**

2005	Carson Palmer .....	32
------	---------------------	----

**RECEPTIONS**

2007	T.J. Houshmandzadeh .....	*^112
------	---------------------------	-------

**RECEIVING YARDS**

2006	Chad Johnson .....	1369
------	--------------------	------

**INTERCEPTIONS**

2005	Deltha O'Neal .....	*^10
2015	Reggie Nelson .....	*8

**PUNT RETURN AVERAGE**

1974	Lemar Parrish .....	^18.8
1984	Mike Martin .....	15.7

**KICKOFF RETURN AVERAGE**

2014	Adam Jones .....	^31.3
------	------------------	-------

**PUNTING AVERAGE**

1970	Dave Lewis .....	46.2
1971	Dave Lewis .....	44.8
1978	Pat McInally .....	43.1
1981	Pat McInally .....	45.4

**— AFC —****SCORING**

1981	Jim Breech .....	*115
1987	Jim Breech .....	97
2005	Shayne Graham .....	131

**RUSHING YARDS**

1968	Paul Robinson .....	**1023
2018	Joe Mixon .....	1168

**TOUCHDOWNS**

1983	Pete Johnson .....	*14
1988	Ickey Woods .....	*15
1995	Carl Pickens .....	^17

**PASSER RATING**

(Current rating system in place since 1973)

1974	Ken Anderson .....	#95.7
1975	Ken Anderson .....	#93.9
1981	Ken Anderson .....	#98.4
1982	Ken Anderson .....	#95.3
1988	Boomer Esiason .....	#97.4
1989	Boomer Esiason .....	92.1
2015	Andy Dalton .....	^106.3

**PASSING YARDS**

1974	Ken Anderson .....	#2667
1975	Ken Anderson .....	#3169

**TOUCHDOWN PASSES**

1988	Boomer Esiason .....	*28
1989	Boomer Esiason .....	28
1995	Jeff Blake .....	28
2005	Carson Palmer .....	#32

**RECEPTIONS**

1995	Carl Pickens .....	99
1996	Carl Pickens .....	100
2005	Chad Johnson .....	97
2007	T.J. Houshmandzadeh .....	#^112

**RECEIVING YARDS**

1973	Isaac Curtis .....	843
1988	Eddie Brown .....	1273
2003	Chad Johnson .....	1355
2004	Chad Johnson .....	1274
2005	Chad Johnson .....	1432
2006	Chad Johnson .....	#1369

**INTERCEPTIONS**

1976	Ken Riley .....	9
1982	Ken Riley .....	*5
1983	Ken Riley .....	*8
2005	Deltha O'Neal .....	#^10
2015	Reggie Nelson .....	#8

**PUNTING AVERAGE**

1970	Dave Lewis .....	#46.2
1971	Dave Lewis .....	#44.8
1978	Pat McInally .....	#43.1
1981	Pat McInally .....	#45.4

**PUNT RETURN AVERAGE**

1974	Lemar Parrish .....	#^18.8
1984	Mike Martin .....	#15.7
2014	Adam Jones .....	12.0

**KICKOFF RETURN AVERAGE**

1999	Tremain Mack .....	27.1
2014	Adam Jones .....	#^31.3
2016	Alex Erickson .....	27.9

**KEY**

# Also led/tied NFL

\* Tied for lead

^ Also a Bengals record

\*\* American Football League



**Get the point?** Only three times in the Bengals' 49 seasons has a non-kicker led the team in scoring.

In 1979, FB Pete Johnson was the team's leading scorer with 90 points (15 TDs). FB Ickey Woods led the 1988 Bengals with 90 points (15 TDs). And in 2001, HB Corey Dillon scored a team-high 78 points (13 TDs).

**A special explosion:** The Bengals' record for most points scored in a game by special teams units is 31, in a 43-14 win at Buffalo on Nov. 8, 1970.

CB Lemar Parrish scored two special teams TDs, one on a 95-yard kickoff return and another on an 83-yard return of a blocked field goal attempt. K Horst Muhlmann added 15 points on five field goals, and four PATs by Muhlmann completed the special teams onslaught.

The offense scored only one TD, on a one-yard run by RB Jess Phillips. The defense scored a TD on an eight-yard fumble return by DE Royce Berry.

**Perfection at home:** The Bengals have gone undefeated (and untied) at home during the regular season four times in team history:

- 8-0 in the Super Bowl season of 1988
- 8-0 in the 2013 playoff season
- 7-0 in the 1973 playoff season
- 4-0 in the strike-shortened 1982 playoff campaign

**Bengals QB MVPs:** Two Bengals, both quarterbacks from the club's Super Bowl teams, have been named by nationwide panels of media as winners of the Associated Press NFL Most Valuable Player Award.

Ken Anderson was the winner in 1981, leading the NFL with a 98.4 passer rating. He completed 300 of 479 passes (62.6 percent) for 3754 yards, with a then-club record 29 TD passes against 10 INTs.

Boomer Esiason was the 1988 winner, leading the league with a 97.4 rating and tying for the AFC lead in TDs with 28. He completed 223 of 388 passes (57.5 percent) for 3572 yards, with 14 INTs.

Both QBs led their teams to 12-4 records in the regular season.

**Worst to first:** Four times in their history, the Bengals have finished first in their division after finishing in last place the season before. The Bengals followed a cellar season with a division title in 1970, '81, '88 and '90.

**Parrish hits paydirt:** The only Bengals player ever to score two touchdowns in a game on returns and/or recoveries is Lemar Parrish — and he did it three times.

Parrish, a Bengals cornerback and kick returner from 1970-77, scored two TDs on Nov. 8, 1970 at Buffalo (95-yard kickoff return and 83-yard return of a blocked FG attempt); on Dec. 17, 1972 at Houston (25-yard interception return and 33-yard interception return); and on Oct. 6, 1974 vs. Washington (90-yard punt return and 47-yard fumble return).

**Double whammy:** Twice in Bengals history, two Cincinnati players have broken the 100-yard rushing mark in the same game.

On Oct. 29, 1972, in a 30-7 win vs. Houston, RB Doug Dressler gained 110 yards and HB Essex Johnson ran for 103 yards. On Dec. 7, 1986, in a 31-7 victory at New England, HB James Brooks rushed for 163 yards and FB Stanley Wilson gained 120 yards.

**The longest shots:** The latest-drafted player ever to make a Bengals roster for a regular-season game was K-P Dave Green of Ohio University.

Green was the 418th selection in the 1972 draft, taken in the 17th round. He didn't make the roster in 1972, and had a brief stint (no games played) with Houston in '73 before being re-acquired by Cincinnati. Green played for the Bengals from 1974-75, scoring 70 points and averaging 40.1 yards on 134 punts. He was acquired by Tampa Bay in 1976, and stayed in the NFL through '79.

The latest-drafted player ever to make the Bengals roster in the same season of his selection was LB Larry Ely of Iowa. Ely was the 397th selection in 1970, a 16th-round pick. He played for Cincinnati in 1970 and '71.

## BENGALS PLAYOFF RESULTS

**Record: 5-14**

SEASON	DATE	OPPONENT	W-L	SCORE	PLAYOFF GAME
1970	Dec. 26	at Baltimore	L	0-17	Divisional Playoff
1973	Dec. 23	at Miami	L	16-34	Divisional Playoff
1975	Dec. 28	at Oakland Raiders	L	28-31	Divisional Playoff
1981	Jan. 3	BUFFALO	W	28-21	Divisional Playoff
	Jan. 10	SAN DIEGO	W	27-7	AFC Championship
	Jan. 24	SAN FRANCISCO 49ERS	L	21-26	Super Bowl XVI
1982	Jan. 9	N.Y. JETS	L	17-44	First-Round Playoff
1988	Dec. 31	SEATTLE	W	21-13	Divisional Playoff
	Jan. 8	BUFFALO	W	21-10	AFC Championship
	Jan. 22	San Francisco 49ers	L	16-20	Super Bowl XXIII
1990	Jan. 6	HOUSTON	W	41-14	Wild Card Playoff
	Jan. 13	at L.A. Raiders	L	10-20	Divisional Playoff
2005	Jan. 8	PITTSBURGH	L	17-31	Wild Card Playoff
2009	Jan. 9	N.Y. JETS	L	14-24	Wild Card Playoff
2011	Jan. 7	at Houston	L	10-31	Wild Card Playoff
2012	Jan. 5	at Houston	L	13-19	Wild Card Playoff
2013	Jan. 5	SAN DIEGO	L	10-27	Wild Card Playoff
2014	Jan. 4	at Indianapolis	L	10-26	Wild Card Playoff
2015	Jan. 9	PITTSBURGH	L	16-18	Wild Card Playoff

**High-scoring affairs:** The two highest-scoring games (combined point totals of both teams) in Bengals history have both come against the Cleveland Browns. Here are the five highest-scoring games in franchise history:

TOTAL POINTS	DATE AND OPPONENT	RESULT
1. 106	Nov. 28, 2004 vs. Cleveland	W, 58-48
2. 96	Sept. 16, 2007 at Cleveland	L, 45-51
3. 90	Nov. 12, 2006 vs. San Diego	L, 41-49
4. 86	Nov. 30, 1997 at Philadelphia	L, 42-44
5. 85	Sept. 22, 1985 vs. San Diego	L, 41-44

**Riley reigns supreme:** In the Bengals record book, the most dominant lead in a major career category belongs to CB Ken Riley. His 65 interceptions nearly double the total (33) of second-place CB Louis Breeden.

**Bengals tap the Buckeye pipeline:** Ohio State is the top supplier of college talent to the Bengals, with 32 former Buckeyes having qualified for the team's official all-time roster.

Notable former Buckeye Bengals include Pro Bowl FB Pete Johnson (1977-83), the No. 4 rusher in Bengals history, as well as RB Archie Griffin ('76-83), CB Ray Griffin ('78-84), OT Rufus Mayes ('70-78), K Mike Nugent (2010-16) and DT Dan Wilkinson ('94-97).

Three schools — Florida, Michigan and West Virginia — are tied for second with 18 Bengals alumni each.

**Record crowd:** The official attendance figure of 91,653 for Cincinnati's 28-14 loss at Dallas on Oct. 9, 2016 at AT&T Stadium was the largest ever for a Bengals regular-season game.

The previous record was 87,786 at Cincinnati's 17-10 win on Nov. 14, 2004 at FedExField in Washington.

The record for all Bengals games remains 92,045, recorded at the Los Angeles Coliseum for the 1990 season Divisional Playoff game against the L.A. Raiders on Jan. 13, 1991.

**Go long ... real long:** The Bengals' record book lists two pass plays of 90 or more yards:

- QB Ken Anderson hooked up with WR Billy Brooks for a team-record 94-yarder for a touchdown Nov. 13, 1977 at Minnesota.

- QB Virgil Carter connected with WR Speedy Thomas for a 90-yard TD strike on Sept. 19, 1971 vs. Philadelphia at Riverfront Stadium.

**This record holds the record:** The oldest season record in Bengals history — and the only one still standing from the Nippert Stadium years — is QB Greg Cook's average of 9.41 yards gained per passing attempt in 1969.

## BENGALS SUPER BOWL STARTERS

### SUPER BOWL XVI

OFFENSE	DEFENSE
WR Cris Collinsworth	LDE Eddie Edwards
LOT Anthony Munoz	NT Wilson Whitley
LG Dave Lapham	RDE Ross Browner
C Blair Bush	LOLB Bo Harris
RG Max Montoya	LILB Jim LeClair
ROT Mike Wilson	RILB Glenn Cameron
TE Dan Ross	ROLB Reggie Williams
WR Isaac Curtis	LCB Louis Breeden
QB Ken Anderson	RCB Ken Riley
HB Charles Alexander	SS Bobby Kemp
FB Pete Johnson	FS Bryan Hicks

### SUPER BOWL XXIII

OFFENSE	DEFENSE
WR Tim McGee	LDE Jim Skow
LOT Anthony Munoz	NT Tim Krumrie
LG Bruce Reimers	RDE Jason Buck
C Bruce Kozerski	LOLB Leon White
RG Max Montoya	LILB Carl Zander
ROT Brian Blados	RILB Joe Kelly
TE Rodney Holman	ROLB Reggie Williams
WR Eddie Brown	LCB Lewis Billups
QB Boomer Esiason	RCB Eric Thomas
HB James Brooks	SS David Fulcher
FB Ickey Woods	FS Solomon Wilcotts

**DL TDs to remember:** On Oct. 7, 2018, Bengals DEs Michael Johnson and Sam Hubbard both scored TDs in the fourth quarter, leading Cincinnati to a comeback win over the Miami Dolphins at Paul Brown Stadium.

Johnson struck first and knotted the game at 17 when he picked off a Ryan Tannehill pass and returned it 22 yards for a TD. Later in the quarter, Hubbard recovered a Tannehill fumble (forced by DE Carlos Dunlap) and returned it 19 yards for a score, putting the Bengals ahead by the final 27-17 margin.

It marked the first time in Bengals history, and just the second time since the 1970 AFL/NFL merger, that two defensive linemen scored TDs in the same quarter. The only other instance came on Dec. 10, 1989, when Minnesota's Keith Millard and Tim Newton both scored in a Vikings win vs. Atlanta.

**1000-yard duos ... and a trio:** Fifteen times in the Bengals' 51 years (1968-2018), the team has had both a 1000-yard rusher and a 1000-yard receiver in the same season.

In 2006, the Bengals had a 1000-yard rusher and two 1000-yard receivers.

YEAR	RUSHER	YARDS	RECEIVER	YARDS
1981	Pete Johnson.....	1077	Cris Collinsworth .....	1009
1986	James Brooks.....	1087	Cris Collinsworth .....	1024
1988	Ickey Woods.....	1066	Eddie Brown.....	1273
1989	James Brooks.....	1239	Tim McGee.....	1211
1998	Corey Dillon.....	1130	Carl Pickens.....	1023
1999	Corey Dillon.....	1200	Darnay Scott.....	1022
2002	Corey Dillon.....	1311	Chad Johnson.....	1166
2004	Rudi Johnson.....	1454	Chad Johnson.....	1274
2005	Rudi Johnson.....	1458	Chad Johnson.....	1432
2006	Rudi Johnson.....	1309	Chad Johnson.....	1369
			T.J. Houshmandzadeh.....	1081
2009	Cedric Benson.....	1251	Chad Johnson.....	1047
2011	Cedric Benson.....	1067	A.J. Green.....	1057
2012	BenJarvus Green-Ellis.....	1094	A.J. Green.....	1350
2014	Jeremy Hill.....	1124	A.J. Green.....	1041
2018	Joe Mixon.....	1168	Tyler Boyd.....	1028

**No TDs; no problem:** Five times in their history, the Bengals have won without scoring a touchdown:

- On Sept. 24, 1972, K Horst Muhlmann's five FGs (41, 32, 20, 32, 34) fueled a 15-10 victory over Pittsburgh at Riverfront Stadium (later renamed Cinergy Field).
- On Oct. 21, 1984, K Jim Breech kicked four FGs (24, 23, 25, 33) for all the Bengals' points in a 12-9 victory over Cleveland at Riverfront.
- On Nov. 6, 1994, K Doug Pelfrey booted six FGs (36, 44, 36, 47, 28, 26) and LB-DE Alfred Williams scored on a safety as the Bengals posted a 20-17 overtime victory at Seattle.
- On Nov. 11, 2007, K Shayne Graham kicked a team-record seven FGs (34, 19, 22, 35, 35, 21, 33) for all of Cincinnati's points in a 21-7 win at Baltimore.
- On Sept. 19, 2010, K Mike Nugent kicked five FGs (36, 30, 46, 38, 25) for all the Bengals' points in a 15-10 win over Baltimore at Paul Brown Stadium.

**Doubling up:** Twice in Bengals history, a Cincinnati player has managed 100-plus yards both rushing and receiving on the same day.

HB Essex Johnson was the first, rushing for 121 yards on 21 carries and getting 116 yards on two receptions on Sept. 30, 1973 at San Diego. He stood alone in the category until Dec. 7, 1986, when HB James Brooks burned the Patriots at New England for 163 yards on 18 rushes and 101 yards on six receptions. Cincinnati won both games.

Bengals opponents have managed double 100-yard performances twice, and Cincinnati lost both of those games.

On Nov. 23, 1975, Cleveland HB Greg Pruitt had 121 yards on 17 rushes and 106 yards on seven receptions in a 35-23 Browns win at Cleveland Stadium. On Sept. 22, 1985, San Diego RB Lionel James became the one player to record dual 100s at Riverfront Stadium (later renamed Cinergy Field) in the Chargers' 44-41 win. James had 127 yards on 12 rushes and 118 yards on five catches.

**Kirkpatrick's 2017 INT a historical oddity:** In the first quarter of the Bengals' win at Denver on Nov. 19, 2017, with the Broncos facing a third-and-three at the Cincinnati four-yard line, CB Dre Kirkpatrick picked off a pass from QB Brock Osweiler in the end zone and sprinted down the field toward what would've been his third career pick-six.

However, with about 15 yards to go before reaching the end zone, Kirkpatrick fumbled the ball without any disruption by a Bronco. He did manage to recover his own fumble at the Denver one-yard line, but before the Bengals punched it into the end zone three plays later on a TD pass, the blooper had already spread around the internet like wildfire.

At the time, Kirkpatrick's 101-yard return, which he shared a laugh about after the game, was the longest INT return in NFL history to not result in a TD (it now is the second-longest; N.Y. Jets S Marcus Maye had a 104-yard INT in 2018 without scoring).

CBS-TV reported shortly after Kirkpatrick's play that the visibly fatigued cornerback became sick upon returning to the sideline, a victim of exhaustion and the Denver altitude (he did not miss any game time).

After the game, Kirkpatrick was the target of good-natured ribbing by teammates and fans. And he was not above a little self-deprecation. As the team boarded its flight back to Cincinnati, Kirkpatrick posted a photo to one of his social media accounts of a gift someone had left on his seat — an oxygen tank, with a note attached that read, "Who Dey. Great game."

**Call it the 'Breezer Bowl':** Though it was no match for the famous "Freezer Bowl" in Bengals lore, the Tennessee Titans' 2008 visit to Cincinnati perhaps should be remembered — with due seriousness — as the "Breezer Bowl."

The wind speed at kickoff of the Titans' 24-7 win at Paul Brown Stadium on Sept. 14, 2008 was 21 mph. However, it drastically changed very soon after the game started. The remnants of Hurricane Ike combined with another strong weather system to produce a powerful windstorm by the end of the first quarter. The final three quarters of the game were played in sustained winds of over 70 mph, which nearly qualified as a Category 1 hurricane (defined as sustained winds of 74-95 mph). The Bengals and Titans managed only 127 and 118 passing yards, respectively.

Though the game was played without incident or other weather conditions such as rain, the windstorm was extremely damaging to areas outside the stadium. It left more than a million people without power in the Greater Cincinnati area, some for more than a month. It was the worst disaster in the region in 2008, with damage estimates nearing \$1 billion.

**P.B. and the hall of fame:** Paul Brown, founder of the Cincinnati Bengals, was enshrined in the Pro Football Hall of Fame in 1967, and numerous other Hall of Fame members played and/or coached under Brown.

The most recent addition to P.B.'s disciples in the Hall of Fame was former Bengals assistant coach and head coach Dick LeBeau, a 2010 inductee. LeBeau's assistant coaching tenure with the Bengals began in '80, when Brown was the team's general manager. He was an assistant coach (defensive backfield and defensive coordinator) with the Bengals from 1980-91 and '97-2000 (three games in '00), and he was the team's head coach from the fourth game of '00 through '02. LeBeau, who also spent many seasons as an assistant coach with the Pittsburgh Steelers, is widely considered to be one of the best defensive coaches in league history. And though he did not play under Brown, LeBeau recorded 62 career interceptions, which ranked third all-time at the time of his retirement as a player.

Other former assistant coaches under Paul Brown who are in the Hall of Fame are Weeb Ewbank and Bill Walsh. Also in the Hall of Fame is Forrest Gregg, hired by Brown as Bengals head coach in 1980.

The most recent player disciple of Brown's to be inducted was tackle Anthony Munoz, considered by many to be the greatest offensive lineman in NFL history. Munoz, a 1998 inductee, played his entire 13-year pro career ('80-92) with the Bengals. Some analysts thought he was too risky a prospect for an early first-round draft selection because he had experienced knee injuries in college. But Brown, as Bengals general manager in 1980, selected Munoz with the No. 3 overall pick.

The 1997 Hall of Fame class included Don Shula, winningest coach in NFL history, who played defensive back in the NFL and was a rookie on Brown's defending NFL champion Cleveland Browns in '51.

WR Charlie Joiner, who played for the Bengals under Brown from 1972-75, was elected to the Hall of Fame in the '96 class of inductees. Also, 15 other players Brown coached for the Cleveland Browns are in the Hall of Fame. These players, and the years Brown coached them in Cleveland, are: DE Doug Atkins (1953-54), FB Jim Brown ('57-62), DE Willie Davis ('58-59), QB Len Dawson ('60-61), WR Len Ford ('50-57), C Frank Gatski ('46-56), QB Otto Graham ('46-55), T/PPK Lou Groza ('46-59 and '61-62), G Gene Hickerson ('58-60 and '62), DT Henry Jordan ('57-58), WR Dante Lavelli ('46-56), T Mike McCormack ('54-62), RB/WR Bobby Mitchell ('58-61), FB/LB Marion Motley ('46-53) and G Bill Willis ('46-53).

**Dunlap's PD frenzy:** In the first 40 seasons in which Bengals defensive statistics were recorded (1976-2015), no defensive lineman ever led the team in passes defended for a season. Really, none were even close. But it happened in 2016, and it wasn't close.

DE Carlos Dunlap had five more PDs — 15 — than anyone else on the team in '16. And he had seven more PDs than any other NFL defensive lineman that

year. The players ahead of Dunlap in the NFL were all cornerbacks, and the next-highest total by an NFL defensive lineman was eight. The next-highest total by a Bengals player in 2016 was 10, by CB Dre Kirkpatrick.

"Passes defended" include interceptions as well as passes broken up. When a player makes an INT, he also is credited with a PD. What makes this stat even more noteworthy is the fact that Dunlap had no INTs in '16. And in the category of PDs without counting INTs, only four NFL players — all CBs — were ahead of Dunlap.

# BENGALS POSTSEASON INDIVIDUAL RECORDS

## KEY

- \* AFC Wild Card Playoff
- \*\* AFC Divisional Playoff
- \*\*\* AFC Championship
- + AFC First-Round Playoff (Super Bowl Tournament)
- # Super Bowl XVI (at Pontiac, Mich.)
- ## Super Bowl XXIII (at Miami, Fla.)

NOTES: Years listed are seasons in which playoff berths were earned, not calendar years in which playoff games were played. Career records include only seasons in which players played in playoffs.

## SCORING

### TOTAL POINTS

CAREER	52	Jim Breech .....	1981, '82, '88, '90
	24	Ikcey Woods .....	1988, '90
	18	Dan Ross .....	1981, '82
	16	Mike Nugent .....	2011, '13, '14, '15
	12	(eight times)	

GAME	12	Charles Alexander .....	1981 (Jan. 3, 1982 vs. Buff.)**
	12	Dan Ross .....	1981 (Jan. 24, 1982 against S.F.)#
	12	Stanley Wilson .....	1988 (Dec. 31, 1988 vs. Sea.)**
	12	Ikcey Woods .....	1988 (Jan. 8, 1989 vs. Buff.)***
	11	Jim Breech .....	1990 (Jan. 6, 1991 vs. Hou.)*

### TOUCHDOWNS

CAREER	4	Ikcey Woods .....	1988, '90
	3	Dan Ross .....	1981, '82
	2	(seven times)	

GAME	2	Charles Alexander .....	1981 (Jan. 3, 1982 vs. Buff.)**
	2	Dan Ross .....	1981 (Jan. 24, 1982 against S.F.)#
	2	Stanley Wilson .....	1988 (Dec. 31, 1988 vs. Sea.)**
	2	Ikcey Woods .....	1988 (Jan. 8, 1989 vs. Buff.)***
	1	(many times)	

### POINTS AFTER TOUCHDOWNS

CAREER	25	Jim Breech .....	1981, '82, '88, '90
	4	Dave Green .....	1975
	4	Shayne Graham .....	2005, '09
	4	Mike Nugent .....	2011, '13, '14, '15
	1	(two times)	

GAME	5	Jim Breech .....	1990 (Jan. 6, 1991 vs. Hou.)*
	4	Jim Breech .....	1981 (Jan. 3, 1982 vs. Buff.)**
	3	(five times)	

### FIELD GOALS

CAREER	9	Jim Breech .....	1981, '82, '88, '90
	4	Mike Nugent .....	2011, '13, '14, '15
	3	Horst Muhlmann .....	1970, '73
	2	Josh Brown .....	2012
	1	Shayne Graham .....	2005, '09

GAME	3	Horst Muhlmann .....	1973 (Dec. 23, 1973 at Mia.)**
	3	Jim Breech .....	1988 (Jan. 22, 1989 against S.F.)##
	2	Jim Breech .....	1981 (Jan. 10, 1982 vs. S.D.)***
	2	Jim Breech .....	1990 (Jan. 6, 1991 vs. Hou.)*
	2	Josh Brown .....	2012 (Jan. 5, 2013 at Hou.)*

### LONGEST FIELD GOALS

57	Mike Nugent .....	2014 (Jan. 4, 2015 at Ind.)*
47	Josh Brown .....	2012 (Jan. 5, 2013 at Hou.)*
46	Horst Muhlmann .....	1973 (Dec. 23, 1973 at Mia.)**
46	Mike Nugent .....	2013 (Jan. 5, 2014 vs. S.D.)*
43	Jim Breech .....	1988 (Jan. 22, 1989 against S.F.)##

## RUSHING

### TOTAL RUSHING ATTEMPTS

CAREER	89	Ikcey Woods .....	1988, '90
	61	Pete Johnson .....	1981, '82
	43	James Brooks .....	1988, '90
	34	Charles Alexander .....	1981, '82
	28	Cedric Benson .....	2009, '11

GAME	29	Ikcey Woods .....	1988 (Jan. 8, 1989 vs. Buff.)***
	23	Ikcey Woods .....	1988 (Dec. 31, 1988 vs. Sea.)**
	21	Pete Johnson .....	1981 (Jan. 10, 1982 vs. S.D.)***
	21	Cedric Benson .....	2009 (Jan. 9, 2010 vs. NYJ)*
	20	Ikcey Woods .....	1988 (Jan. 22, 1989 against S.F.)##

### RUSHING YARDS

CAREER	391	Ikcey Woods .....	1988, '90
	187	Pete Johnson .....	1981, '82
	183	Cedric Benson .....	2009, '11
	145	James Brooks .....	1988, '90
	125	Charles Alexander .....	1981, '82

GAME	169	Cedric Benson .....	2009 (Jan. 9, 2010 vs. NYJ)*
	126	Ikcey Woods .....	1988 (Dec. 31, 1988 vs. Sea.)**
	102	Ikcey Woods .....	1988 (Jan. 8, 1989 vs. Buff.)***
	80	Pete Johnson .....	1981 (Jan. 10, 1982 vs. S.D.)***
	79	Ikcey Woods .....	1988 (Jan. 22, 1989 against S.F.)##

### AVERAGE YARDS PER RUSHING ATTEMPT

CAREER	4.39	Ikcey Woods (391 yards/89 att.) .....	1988, '90
	3.68	Charles Alexander (125 yards/34 att.) .....	1981, '82
	3.37	James Brooks (145 yards/43 att.) .....	1988, '90
	3.07	Pete Johnson (187 yards/61 att.) .....	1981, '82

NOTE: Minimum 30 attempts.

GAME	8.05	Cedric Benson (169/21) .....	2009 (Jan. 9, 2010 vs. NYJ)*
	5.48	Ikcey Woods (126/23) .....	1988 (Dec. 31, 1988 vs. Sea.)**
	3.95	Ikcey Woods (79/20) .....	1988 (Jan. 22, 1989 against S.F.)##
	3.81	Pete Johnson (80/21) .....	1981 (Jan. 10, 1982 vs. S.D.)***
	3.52	Ikcey Woods (102/29) .....	1988 (Jan. 8, 1989 vs. Buff.)***

NOTE: Minimum 15 attempts.

### RUSHING TOUCHDOWNS

CAREER	4	Ikcey Woods .....	1988, '90
	2	(five times)	

GAME	2	Charles Alexander .....	1981 (Jan. 3, 1982 vs. Buff.)**
	2	Stanley Wilson .....	1988 (Dec. 31, 1988 vs. Sea.)**
	2	Ikcey Woods .....	1988 (Jan. 8, 1989 vs. Buff.)***
	1	(many times)	

### LONGEST RUSHES

47-td	Cedric Benson .....	2009 (Jan. 9, 2010 vs. NYJ)*
38	Jeremy Hill .....	2015 (Jan. 9, 2016 vs. Pitt.)*
30	Ikcey Woods .....	1988 (Dec. 31, 1988 vs. Sea.)**
29	Boomer Esiason .....	1988 (Jan. 8, 1989 vs. Buff.)***
29	BenJarvus Green-Ellis .....	2012 (Jan. 5, 2013 at Hou.)*

**KEY**

- \* AFC Wild Card Playoff
- \*\* AFC Divisional Playoff
- \*\*\* AFC Championship
- + AFC First-Round Playoff (Super Bowl Tournament)
- # Super Bowl XVI (at Pontiac, Mich.)
- ## Super Bowl XXIII (at Miami, Fla.)

NOTES: Years listed are seasons in which playoff berths were earned, not calendar years in which playoff games were played. Career records include only seasons in which players played in playoffs.

**PASSING****TOTAL PASSING ATTEMPTS**

<b>CAREER</b>	166	Ken Anderson	1973, '75, '81, '82
	158	Andy Dalton	2011, '12, '13, '14
	99	Boomer Esiason	1988, '90
	41	AJ McCarron	2015
	40	Jon Kitna	2005
<b>GAME</b>	51	Andy Dalton	2013 (Jan. 5, 2014 vs. S.D.)*
	42	Andy Dalton	2011 (Jan. 7, 2012 at Hou.)*
	41	AJ McCarron	2015 (Jan. 9, 2016 vs. Pitt.)*
	40	Jon Kitna	2005 (Jan. 8, 2006 vs. Pitt.)*
	36	Carson Palmer	2009 (Jan. 9, 2010 vs. NYJ)*

**COMPLETIONS**

<b>CAREER</b>	110	Ken Anderson	1973, '75, '81, '82
	88	Andy Dalton	2011, '12, '13, '14
	51	Boomer Esiason	1988, '90
	24	Jon Kitna	2005
	23	AJ McCarron	2015
<b>GAME</b>	29	Andy Dalton	2013 (Jan. 5, 2014 vs. S.D.)*
	27	Andy Dalton	2011 (Jan. 7, 2012 at Hou.)*
	26	Ken Anderson	1982 (Jan. 9, 1983 vs. NYJ)+
	25	Ken Anderson	1981 (Jan. 24, 1982 against S.F.)#
	24	Jon Kitna	2005 (Jan. 8, 2006 vs. Pitt.)*

**COMPLETION PERCENTAGE**

<b>CAREER</b>	66.27	Ken Anderson (110 comp./166 att.)	1973, '75, '81, '82
	60.00	Jon Kitna (24 comp./40 att.)	2005
	56.10	AJ McCarron (23 comp./41 att.)	2015
	55.70	Andy Dalton (88 comp./158 att.)	2011, '12, '13, '14
	51.52	Boomer Esiason (51 comp./99 att.)	1988, '90
	51.35	Carson Palmer (19 comp./37 att.)	2005, '09

NOTE: Minimum 30 attempts.

<b>GAME</b>	74.29	Ken Anderson (26/35)	1982 (Jan. 9, 1983 vs. NYJ)+
	73.53	Ken Anderson (25/34)	1981 (Jan. 24, 1982 against S.F.)#
	70.00	Boomer Esiason (14/20)	1990 (Jan. 6, 1991 vs. Hou.)*
	66.67	Ken Anderson (14/21)	1981 (Jan. 3, 1982 vs. Buff.)*
	64.29	Andy Dalton (27/42)	2011 (Jan. 7, 2012 at Hou.)*

NOTE: Minimum 15 attempts.

**PASSING YARDS**

<b>CAREER</b>	1321	Ken Anderson	1973, '75, '81, '82
	873	Andy Dalton	2011, '12, '13, '14
	600	Boomer Esiason	1988, '90
	212	Carson Palmer	2005, '09
	212	AJ McCarron	2015
<b>GAME</b>	354	Ken Anderson	1982 (Jan. 9, 1983 vs. NYJ)+
	334	Andy Dalton	2013 (Jan. 5, 2014 vs. S.D.)*
	300	Ken Anderson	1981 (Jan. 24, 1982 against S.F.)#
	257	Andy Dalton	2011 (Jan. 7, 2012 at Hou.)*
	212	AJ McCarron	2015 (Jan. 9, 2016 vs. Pitt.)*

**AVERAGE YARDS PER PASSING ATTEMPT**

<b>CAREER</b>	7.96	Ken Anderson (1321 yards/166 att.)	1973, '75, '81, '82
	6.06	Boomer Esiason (600 yards/99 att.)	1988, '90
	5.73	Carson Palmer (212 yards/37 att.)	2005, '09
	5.53	Andy Dalton (873 yards/158 att.)	2011, '12, '13, '14
	5.17	AJ McCarron (212 yards/41 att.)	2015
	4.93	Jon Kitna (197 yards/40 att.)	2005

NOTE: Minimum 30 attempts.

<b>GAME</b>	10.11	Ken Anderson (354/35)	1982 (Jan. 9, 1983 vs. NYJ)+
	9.14	Ken Anderson (192/21)	1981 (Jan. 3, 1982 vs. Buff.)*
	8.82	Ken Anderson (300/34)	1981 (Jan. 24, 1982 against S.F.)#
	7.50	Boomer Esiason (150/20)	1990 (Jan. 6, 1991 vs. Hou.)*
	7.44	Ken Anderson (201/27)	1975 (Dec. 28, 1975 at Oak.)*

NOTE: Minimum 15 attempts.

**TOUCHDOWN PASSES**

<b>CAREER</b>	9	Ken Anderson	1973, '75, '81, '82
	4	Boomer Esiason	1988, '90
	1	(four times)	
<b>GAME</b>	2	Ken Anderson	1975 (Dec. 28, 1975 at Oak.)*
	2	Ken Anderson	1981 (Jan. 10, 1982 vs. S.D.)*
	2	Ken Anderson	1981 (Jan. 24, 1982 against S.F.)#
	2	Ken Anderson	1982 (Jan. 9, 1983 vs. NYJ)+
	2	Boomer Esiason	1990 (Jan. 6, 1991 vs. Hou.)*

**PASSES HAD INTERCEPTED**

<b>CAREER</b>	6	Ken Anderson	1973, '75, '81, '82
	6	Andy Dalton	2011, '12, '13, '14
	3	Boomer Esiason	1988, '90
	2	Jon Kitna	2005
	1	(three times)	

<b>GAME</b>	3	Ken Anderson	1982 (Jan. 9, 1983 vs. NYJ)+
	3	Andy Dalton	2011 (Jan. 7, 2012 at Hou.)*
	2	(four times)	

**PASSER RATING**

<b>CAREER</b>	93.5	Ken Anderson	1973, '75, '81, '82
	71.1	Boomer Esiason	1988, '90
	68.3	AJ McCarron	2015
	66.5	Carson Palmer	2005, '09
	60.1	Jon Kitna	2005
	57.8	Andy Dalton	2011, '12, '13, '14

NOTE: Minimum 30 attempts.

<b>GAME</b>	125.0	Boomer Esiason	1990 (Jan. 6, 1991 vs. Hou.)*
	115.9	Ken Anderson	1981 (Jan. 10, 1982 vs. S.D.)*
	111.6	Ken Anderson	1981 (Jan. 3, 1982 vs. Buff.)*
	110.3	Ken Anderson	1975 (Dec. 28, 1975 at Oak.)*
	97.6	Boomer Esiason	1990 (Jan. 13, 1991 at L.A.-Raid.)*

NOTE: Minimum 15 attempts.

**LONGEST PASSES**

66	Carson Palmer to Chris Henry	2005 (Jan. 8, 2006 vs. Pitt.)*
53	Ken Anderson to Cris Collinsworth	1982 (Jan. 9, 1983 vs. NYJ)+
49	Ken Anderson to Cris Collinsworth	1981 (Jan. 24, 1982 against S.F.)#
49	Andy Dalton to Marvin Jones	2013 (Jan. 5, 2014 vs. S.D.)*
46	Boomer Esiason to Rodney Holman	1990 (Jan. 6, 1991 vs. Hou.)*

**RECEIVING****TOTAL RECEPTIONS**

<b>CAREER</b>	28	Dan Ross	1981, '82
	21	Cris Collinsworth	1981, '82, '88
	18	A.J. Green	2011, '12, '13, '15
	17	Giovani Bernard	2013, '14, '15
	15	Marvin Jones	2012, '13, '15

<b>GAME</b>	11	Dan Ross	1981 (Jan. 24, 1982 against S.F.)#
	9	Lenvil Elliott	1973 (Dec. 23, 1973 at Mia.)*
	8	Marvin Jones	2013 (Jan. 5, 2014 vs. S.D.)*
	8	Giovani Bernard	2014 (Jan. 4, 2015 at Ind.)*
	7	(three times)	

**RECEIVING YARDS**

<b>CAREER</b>	354	Cris Collinsworth	1981, '82, '88
	333	Dan Ross	1981, '82
	232	A.J. Green	2011, '12, '13, '15
	196	Marvin Jones	2012, '13, '15
	184	(two times)	

<b>GAME</b>	130	Marvin Jones	2013 (Jan. 5, 2014 vs. S.D.)*
	120	Cris Collinsworth	1982 (Jan. 9, 1983 vs. NYJ)+
	107	Cris Collinsworth	1981 (Jan. 24, 1982 against S.F.)#
	104	Dan Ross	1981 (Jan. 24, 1982 against S.F.)#
	89	Dan Ross	1982 (Jan. 9, 1983 vs. NYJ)+

**AVERAGE YARDS PER RECEPTION**

<b>CAREER</b>	16.86	Cris Collinsworth (354 yards/21 rec.)	1981, '82, '88
	16.73	Rodney Holman (184 yards/11 rec.)	1982, '88, '90
	14.15	Isaac Curtis (184 yards/13 rec.)	1973, '75, '81, '82
	13.07	Marvin Jones (196 yards/15 rec.)	2012, '13, '15
	12.89	A.J. Green (232 yards/18 rec.)	2011, '12, '13, '15
	11.89	Dan Ross (333 yards/28 rec.)	1981, '82

NOTE: Minimum 8 receptions.

<b>GAME</b>	21.40	Cris Collinsworth (107/5)	1981 (Jan. 24, 1982 against S.F.)#
	17.14	Cris Collinsworth (120/7)	1982 (Jan. 9, 1983 vs. NYJ)+
	16.50	Chip Myers (66/4)	1970 (Dec. 26, 1970 at Balt.)*
	16.25	Marvin Jones (130/8)	2013 (Jan. 5, 2014 vs. S.D.)*
	16.00	A.J. Green (80/5)	2012 (Jan. 5, 2013 at Hou.)*

NOTE: Minimum 4 receptions.

**RECEIVING TOUCHDOWNS**

<b>CAREER</b>	3	Dan Ross	1981, '82
	2	Isaac Curtis	1973, '75, '81, '82
	1	(many times)	

<b>GAME</b>	2	Dan Ross	1981 (Jan. 24, 1982 against S.F.)#
	1	(many times)	

**LONGEST RECEPTIONS**

66	Chris Henry from Carson Palmer	2005 (Jan. 8, 2006 vs. Pitt.)*
53	Cris Collinsworth from Ken Anderson	1982 (Jan. 9, 1983 vs. NYJ)+
49	Cris Collinsworth from Ken Anderson	1981 (Jan. 24, 1982 against S.F.)#
49	Marvin Jones from Andy Dalton	2013 (Jan. 5, 2014 vs. S.D.)*
46	Rodney Holman from Boomer Esiason	1990 (Jan. 6, 1991 vs. Hou.)*



**KEY**

- \* AFC Wild Card Playoff
- \*\* AFC Divisional Playoff
- \*\*\* AFC Championship
- + AFC First-Round Playoff (Super Bowl Tournament)
- # Super Bowl XVI (at Pontiac, Mich.)
- ## Super Bowl XXIII (at Miami, Fla.)

NOTES: Years listed are seasons in which playoff berths were earned, not calendar years in which playoff games were played. Career records include only seasons in which players played in playoffs.

**PUNTING****TOTAL PUNTS**

<b>CAREER</b>	26	Kevin Huber .....	2009, '11, '12, '14, '15
	25	Lee Johnson .....	1988, '90
	15	Dave Lewis .....	1970, '73
	12	Pat McInally .....	1981, '82
	6	Dave Green .....	1975
<b>GAME</b>	8	Dave Lewis .....	1970 (Dec. 26, 1970 at Balt.)**
	8	Kevin Huber .....	2014 (Jan. 4, 2015 at Ind.)*
	7	Dave Lewis .....	1973 (Dec. 23, 1973 at Mia.)**
	6	(four times)	

**PUNTING YARDS**

<b>CAREER</b>	1205	Kevin Huber .....	2009, '11, '12, '14, '15
	1111	Lee Johnson .....	1988, '90
	567	Dave Lewis .....	1970, '73
	487	Pat McInally .....	1981, '82
	215	Dave Green .....	1975
<b>GAME</b>	380	Kevin Huber .....	2014 (Jan. 4, 2015 at Ind.)*
	313	Dave Lewis .....	1970 (Dec. 26, 1970 at Balt.)**
	276	Lee Johnson .....	1988 (Dec. 31, 1988 vs. Sea.)**
	258	Lee Johnson .....	1990 (Jan. 13, 1991 at L.A.-Raid.)**
	255	Kevin Huber .....	2015 (Jan. 9, 2016 vs. Pitt.)*

**AVERAGE YARDS PER PUNT**

<b>CAREER</b>	46.35	Kevin Huber (1175 yards/26 punts) .....	2009, '11, '12, '14, '15
	44.44	Lee Johnson (1111 yards/25 punts) .....	1988, '90
	40.58	Pat McInally (487 yards/12 punts) .....	1981, '82
	37.80	Dave Lewis (567 yards/15 punts) .....	1970, '73

NOTE: Minimum 8 punts.

<b>GAME</b>	51.60	Lee Johnson (258/5) .....	1990 (Jan. 13, 1991 at L.A.-Raid.)**
	48.00	Kevin Huber (192/4) .....	2009 (Jan. 9, 2010 vs. NYJ)*
	47.50	Kevin Huber (380/8) .....	2014 (Jan. 4, 2015 at Ind.)*
	46.60	Kevin Huber (233/5) .....	2012 (Jan. 5, 2013 at Hou.)*
	46.00	Lee Johnson (276/6) .....	1988 (Dec. 31, 1988 vs. Sea.)**

NOTE: Minimum 4 punts.

**NET YARDS PER PUNT**

<b>CAREER</b>	41.9	Kevin Huber .....	2009, '11, '12, '14, '15
	38.6	Lee Johnson .....	1988, '90
	37.0	Pat McInally .....	1981, '82
	34.2	Dave Lewis .....	1970, '73

NOTE: Minimum 8 punts.

<b>GAME</b>	43.8	Kevin Huber .....	2012 (Jan. 5, 2013 at Hou.)*
	43.6	Lee Johnson .....	1990 (Jan. 13, 1991 at L.A.-Raid.)**
	43.1	Kevin Huber .....	2014 (Jan. 4, 2015 at Ind.)*
	41.2	Kevin Huber .....	2015 (Jan. 9, 2016 vs. Pitt.)*
	41.0	Lee Johnson .....	1988 (Dec. 31, 1988 vs. Sea.)**

NOTE: Minimum 4 punts.

**INSIDE-20 PUNTS**

<b>CAREER</b>	10	Kevin Huber .....	2009, '11, '12, '14, '15
	8	Lee Johnson .....	1988, '90
	2	Pat McInally .....	1981, '82
	2	Zoltan Mesko .....	2013
	1	Dave Lewis .....	1970, '73

<b>GAME</b>	3	Lee Johnson .....	1988 (Jan. 8, 1989 vs. Buff.)***
	3	Lee Johnson .....	1988 (Jan. 22, 1989 against S.F.)##
	3	Kevin Huber .....	2012 (Jan. 5, 2013 at Hou.)*
	3	Kevin Huber .....	2014 (Jan. 4, 2015 at Ind.)*
	3	Kevin Huber .....	2015 (Jan. 9, 2016 vs. Pitt.)*

**LONGEST PUNTS**

64	Lee Johnson .....	1990 (Jan. 13, 1991 at L.A.-Raid.)**
63	Lee Johnson .....	1988 (Jan. 22, 1989 against S.F.)##
62	Kevin Huber .....	2014 (Jan. 4, 2015 at Ind.)*
60	Pat McInally .....	1981 (Jan. 3, 1982 vs. Buff.)**
58	Lee Johnson .....	1988 (Jan. 8, 1989 vs. Buff.)***
56	(two times)	

**PUNT RETURNS****TOTAL PUNT RETURNS**

<b>CAREER</b>	10	Brandon Tate .....	2011, '12, '13, '14, '15
	6	Ira Hillary .....	1988
	5	Mike Fuller .....	1981, '82
	3	(three times)	
<b>GAME</b>	4	Mike Fuller .....	1981 (Jan. 24, 1982 against S.F.)#
	3	Ira Hillary .....	1988 (Dec. 31, 1988 vs. Sea.)**
	3	Mitchell Price .....	1990 (Jan. 6, 1991 vs. Hou.)*
	3	Brandon Tate .....	2011 (Jan. 7, 2012 at Hou.)*
	3	Brandon Tate .....	2013 (Jan. 5, 2014 vs. S.D.)*

**PUNT RETURN YARDS**

<b>CAREER</b>	67	Brandon Tate .....	2011, '12, '13, '14, '15
	62	Mike Fuller .....	1981, '82
	43	Ira Hillary .....	1988
	42	Mitchell Price .....	1990
	25	Adam Jones .....	2012, '14, '15
<b>GAME</b>	42	Mitchell Price .....	1990 (Jan. 6, 1991 vs. Hou.)*
	35	Mike Fuller .....	1981 (Jan. 24, 1982 against S.F.)#
	27	Mike Fuller .....	1981 (Jan. 3, 1982 vs. Buff.)**
	24	Ira Hillary .....	1988 (Jan. 8, 1989 vs. Buff.)***
	24	Adam Jones .....	2015 (Jan. 9, 2016 vs. Pitt.)*

**AVERAGE YARDS PER PUNT RETURN**

<b>CAREER</b>	12.40	Mike Fuller (62 yards/5 ret.) .....	1981, '82
	7.17	Ira Hillary (43 yards/6 ret.) .....	1988
	6.70	Brandon Tate (67 yards/10 ret.) .....	2011, '12, '13, '14, '15

NOTE: Minimum 4 returns.

<b>GAME</b>	14.00	Mitchell Price (42/3) .....	1990 (Jan. 6, 1991 vs. Hou.)*
	12.00	Ira Hillary (24/2) .....	1988 (Jan. 8, 1989 vs. Buff.)***
	8.75	Mike Fuller (35/4) .....	1981 (Jan. 24, 1982 against S.F.)#
	7.50	Keiwan Ratliff (15/2) .....	2005 (Jan. 8, 2006 vs. Pitt.)*
	6.67	Brandon Tate (20/3) .....	2011 (Jan. 7, 2012 at Hou.)*

NOTE: Minimum 2 returns.

**LONGEST PUNT RETURNS**

34	Mitchell Price .....	1990 (Jan. 6, 1991 vs. Hou.)*
27	Mike Fuller .....	1981 (Jan. 3, 1982 vs. Buff.)**
24	Adam Jones .....	2015 (Jan. 9, 2016 vs. Pitt.)*
23	Rico Murray .....	2009 (Jan. 9, 2010 vs. NYJ)*
19	Brandon Tate .....	2014 (Jan. 4, 2015 at Ind.)*

**KEY**

- \* AFC Wild Card Playoff
- \*\* AFC Divisional Playoff
- \*\*\* AFC Championship
- + AFC First-Round Playoff (Super Bowl Tournament)
- # Super Bowl XVI (at Pontiac, Mich.)
- ## Super Bowl XXIII (at Miami, Fla.)

NOTES: Years listed are seasons in which playoff berths were earned, not calendar years in which playoff games were played. Career records include only seasons in which players played in playoffs.

**KICKOFF RETURNS****TOTAL KICKOFF RETURNS**

<b>CAREER</b>	17	David Verser .....	1981, '82
	9	Adam Jones .....	2011, '12, '13, '14, '15
	8	Stanford Jennings .....	1988, '90
	7	Brandon Tate .....	2011, '12, '13, '14
	5	Tab Perry .....	2005

<b>GAME</b>	7	David Verser .....	1982 (Jan. 9, 1983 vs. NYJ)+
	5	David Verser .....	1981 (Jan. 24, 1982 against S.F.)#
	5	Tab Perry .....	2005 (Jan. 8, 2006 vs. Pitt.)*
	5	Brandon Tate .....	2013 (Jan. 5, 2014 vs. S.D.)*
	4		(two times)

**KICKOFF RETURN YARDS**

<b>CAREER</b>	302	David Verser .....	1981, '82
	240	Stanford Jennings .....	1988, '90
	233	Adam Jones .....	2011, '12, '13, '14, '15
	193	Brandon Tate .....	2011, '12, '13, '14, '15
	119	Tab Perry .....	2005

<b>GAME</b>	128	Brandon Tate .....	2013 (Jan. 5, 2014 vs. S.D.)*
	119	Tab Perry .....	2005 (Jan. 8, 2006 vs. Pitt.)*
	117	Stanford Jennings .....	1988 (Jan. 22, 1989 against S.F.)##
	116	David Verser .....	1982 (Jan. 9, 1983 vs. NYJ)+
	103	Adam Jones .....	2012 (Jan. 5, 2013 at Hou.)*

**AVERAGE YARDS PER KICKOFF RETURN**

<b>CAREER</b>	30.00	Stanford Jennings (240 yards/8 ret.) .....	1988, '90
	27.57	Brandon Tate (193 yards/7 ret.) .....	2011, '12, '13, '14, '15
	25.89	Adam Jones (233 yards/9 ret.) .....	2011, '12, '13, '14, '15
	23.80	Tab Perry (119 yards/5 ret.) .....	2005
	17.76	David Verser (302 yards/17 ret.) .....	1981, '82

NOTE: Minimum 4 returns.

<b>GAME</b>	58.50	Stanford Jennings (117/2) ....	1988 (Jan. 22, 1989 against S.F.)##
	37.00	Bernard Scott (74/2) .....	2009 (Jan. 9, 2010 vs. NYJ)*
	26.67	Adam Jones (80/3) .....	2014 (Jan. 4, 2015 at Ind.)*
	25.75	Adam Jones (103/4) .....	2012 (Jan. 5, 2013 at Hou.)*
	25.60	Brandon Tate (128/5) .....	2013 (Jan. 5, 2014 vs. S.D.)*

NOTE: Minimum 2 returns.

**LONGEST KICKOFF RETURNS**

93-td	Stanford Jennings .....	1988 (Jan. 22, 1989 against S.F.)##
56	Bernard Scott .....	2009 (Jan. 9, 2010 vs. NYJ)*
43	Brandon Tate .....	2012 (Jan. 5, 2013 at Hou.)*
40	David Verser .....	1981 (Jan. 3, 1982 vs. Buff.)*
40	David Verser .....	1981 (Jan. 10, 1982 vs. S.D.)***

**INTERCEPTIONS****TOTAL INTERCEPTIONS**

<b>CAREER</b>	3	David Fulcher .....	1988, '90
	3	Ken Riley .....	1970, '73, '75, '81, '82
	2	Eric Thomas .....	1988, '90
	1		(nine times)

<b>GAME</b>	1	(many times)
-------------	---	--------------

**INTERCEPTION RETURN YARDS**

<b>CAREER</b>	54	David Fulcher .....	1988, '90
	45	Neal Craig .....	1973
	34	Ken Riley .....	1970, '73, '75, '81, '82
	26	Eric Thomas .....	1988, '90
	24	Bobby Kemp .....	1981, '82

<b>GAME</b>	45	Neal Craig .....	1973 (Dec. 23, 1973 at Mia.)**
	43	David Fulcher .....	1990 (Jan. 6, 1991 vs. Hou.)*
	34	Ken Riley .....	1975 (Dec. 28, 1975 at Oak.)**
	26	Eric Thomas .....	1988 (Jan. 8, 1989 vs. Buff.)***
	24	Bobby Kemp .....	1981 (Jan. 10, 1982 vs. S.D.)***

**LONGEST INTERCEPTION RETURNS**

45-td	Neal Craig .....	1973 (Dec. 23, 1973 at Mia.)**
43	David Fulcher .....	1990 (Jan. 6, 1991 vs. Hou.)*
34	Ken Riley .....	1975 (Dec. 28, 1975 at Oak.)**
26	Eric Thomas .....	1988 (Jan. 8, 1989 vs. Buff.)***
24	Bobby Kemp .....	1981 (Jan. 10, 1982 vs. S.D.)***

**SACKS****TOTAL SACKS**

<b>CAREER</b>	4.0	Jason Buck .....	1988, '90
	3.0	David Grant .....	1988, '90
	3.0	Reggie Williams .....	1981, '82, '88
	2.5	Geno Atkins .....	2011, '12, '14, '15
	2.0	Reggie Nelson .....	2011, '12, '13, '14, '15

<b>GAME</b>	1	(many times)
-------------	---	--------------

# BENGALS POSTSEASON TEAM RECORDS

## SCORING

### POINTS SCORED

GAME	41	1990 (Jan. 6, 1991 vs. Hou.)*	
HALF	21	1975 (Dec. 28, 1975 at Oak.)*	2nd half
QUARTER	16	2015 (Jan. 9, 2016 vs. Pitt.)*	4th quarter

### TOUCHDOWNS

GAME	5	1990 (Jan. 6, 1991 vs. Hou.)*	
HALF	3	1975 (Dec. 28, 1975 at Oak.)*	2nd half
	3	1981 (Jan. 24, 1982 against S.F.)#	2nd half
	3	1988 (Dec. 31, 1988 vs. Sea.)*	1st half
	3	1990 (Jan. 6, 1991 vs. Hou.)*	2nd half

### RUSHING TOUCHDOWNS

GAME	3	1981 (Jan. 3, 1982 vs. Buff.)*	
	3	1988 (Dec. 31, 1988 vs. Sea.)*	
	3	1990 (Jan. 6, 1991 vs. Hou.)*	
HALF	3	1988 (Dec. 31, 1988 vs. Sea.)*	1st half

### PASSING TOUCHDOWNS

GAME	2	1975 (Dec. 28, 1975 at Oak.)*	
	2	1981 (Jan. 10, 1982 vs. S.D.)*	
	2	1981 (Jan. 24, 1982 against S.F.)#	
	2	1982 (Jan. 9, 1983 vs. NYJ)+	
	2	1990 (Jan. 6, 1991 vs. Hou.)*	
HALF	2	1975 (Dec. 28, 1975 at Oak.)*	2nd half
	2	1981 (Jan. 24, 1982 against S.F.)#	2nd half
	2	1982 (Jan. 9, 1983 vs. NYJ)+	1st half

### FIELD GOALS

GAME	3	1973 (Dec. 23, 1973 at Mia.)*	
	3	1988 (Jan. 22, 1989 against S.F.)##	
HALF	3	1973 (Dec. 23, 1973 at Mia.)*	1st half

## OFFENSE

### FIRST DOWNS

GAME	27	2013 (Jan. 5, 2014 vs. S.D.)*	
HALF	17	1981 (Jan. 24, 1982 against S.F.)#	2nd half
	17	2015 (Jan. 9, 2016 vs. Pitt.)*	2nd half

### TOTAL NET YARDS

GAME	439	2013 (Jan. 5, 2014 vs. S.D.)*	
HALF	257	1981 (Jan. 24, 1982 against S.F.)#	2nd half

### NET YARDS RUSHING

GAME	254	1988 (Dec. 31, 1988 vs. Sea.)*	
HALF	165	1988 (Dec. 31, 1988 vs. Sea.)*	1st half

### RUSHING ATTEMPTS

GAME	50	1988 (Jan. 8, 1989 vs. Buff.)*	
HALF	29	1988 (Jan. 8, 1989 vs. Buff.)*	2nd half

### NET YARDS PASSING

GAME	333	1982 (Jan. 9, 1983 vs. NYJ)+	
HALF	197	1982 (Jan. 9, 1983 vs. NYJ)+	1st half

### PASSING ATTEMPTS

GAME	51	2013 (Jan. 5, 2014 vs. S.D.)*	
HALF	34	2013 (Jan. 5, 2014 vs. S.D.)*	2nd half

### COMPLETIONS

GAME	29	2013 (Jan. 5, 2014 vs. S.D.)*	
HALF	17	1981 (Jan. 24, 1982 against S.F.)#	2nd half
	17	2013 (Jan. 5, 2014 vs. S.D.)*	2nd half

### PASSES HAD INTERCEPTED

GAME	3	1982 (Jan. 9, 1983 vs. NYJ)+	
	3	2011 (Jan. 7, 2012 at Hou.)*	
HALF	2	1982 (Jan. 9, 1983 vs. NYJ)+	2nd half
	2	1988 (Jan. 8, 1989 vs. Buff.)*	1st half
	2	2005 (Jan. 8, 2006 vs. Pitt.)*	2nd half
	2	2011 (Jan. 7, 2012 at Hou.)*	2nd half
	2	2013 (Jan. 5, 2014 vs. S.D.)*	2nd half

### SACKS ALLOWED

GAME	5	1975 (Dec. 28, 1975 at Oak.)*	
	5	1981 (Jan. 24, 1982 against S.F.)#	
	5	1988 (Jan. 22, 1989 against S.F.)##	
HALF	4	1982 (Jan. 9, 1983 vs. NYJ)+	1st half
	4	1988 (Jan. 22, 1989 against S.F.)##	2nd half

## DEFENSE

### FEWEST POINTS ALLOWED

GAME	7	1981 (Jan. 10, 1982 vs. S.D.)*	
HALF	0	1981 (Jan. 10, 1982 vs. S.D.)*	2nd half
	0	1988 (Dec. 31, 1988 vs. Sea.)*	1st half
	0	1988 (Jan. 8, 1989 vs. Buff.)*	2nd half
	0	1990 (Jan. 6, 1991 vs. Hou.)*	1st half

### FEWEST FIRST DOWNS ALLOWED

GAME	10	1988 (Jan. 8, 1989 vs. Buff.)*	
HALF	1	1990 (Jan. 6, 1991 vs. Hou.)*	1st half

### FEWEST TOTAL NET YARDS ALLOWED

GAME	181	1988 (Jan. 8, 1989 vs. Buff.)*	
HALF	36	1990 (Jan. 6, 1991 vs. Hou.)*	1st half

### FEWEST NET YARDS RUSHING ALLOWED

GAME	22	1988 (Dec. 31, 1988 vs. Sea.)*	
HALF	0	1988 (Dec. 31, 1988 vs. Sea.)*	1st half

### FEWEST NET YARDS PASSING ALLOWED

GAME	122	2013 (Jan. 5, 2014 vs. S.D.)*	
HALF	16	1981 (Jan. 24, 1982 against S.F.)#	2nd half

### INTERCEPTIONS

GAME	3	1988 (Jan. 8, 1989 vs. Buff.)*	
HALF	2	1981 (Jan. 3, 1982 vs. Buff.)*	1st half
	2	1981 (Jan. 10, 1982 vs. S.D.)*	1st half
	2	1988 (Jan. 8, 1989 vs. Buff.)*	1st half

### SACKS

GAME	4	1988 (Jan. 22, 1989 against S.F.)##	
	4	2015 (Jan. 9, 2016 vs. Pitt.)*	
HALF	3	1988 (Dec. 31, 1988 vs. Sea.)*	2nd half

## MISCELLANEOUS

### MOST PENALTIES INCURRED

GAME	8	1981 (Jan. 24, 1982 against S.F.)#	
	8	2015 (Jan. 9, 2016 vs. Pitt.)*	
HALF	6	1988 (Jan. 22, 1989 against S.F.)##	2nd half
	6	2015 (Jan. 9, 2016 vs. Pitt.)*	1st half

### MOST PENALTY YARDS INCURRED

GAME	90	2005 (Jan. 8, 2006 vs. Pitt.)*	
HALF	50	1988 (Jan. 22, 1989 against S.F.)##	2nd half
	50	2005 (Jan. 8, 2006 vs. Pitt.)*	2nd half

### MOST TIME OF POSSESSION

GAME	39:45	1990 (Jan. 6, 1991 vs. Hou.)*	
HALF	25:04	1990 (Jan. 6, 1991 vs. Hou.)*	1st half

NOTE: Time of possession was not recorded until 1977, and thus is not available for the Bengals' 1970, '73 and '75 playoff games.

## KEY

- \* AFC Wild Card Playoff
- \*\* AFC Divisional Playoff
- \*\*\* AFC Championship
- + AFC First-Round Playoff (Super Bowl Tournament)
- # Super Bowl XVI (at Pontiac, Mich.)
- ## Super Bowl XXIII (at Miami, Fla.)

NOTES: Years listed are seasons in which playoff berths were earned, not calendar years in which playoff games were played. Career records include only seasons in which players played in playoffs.

# OPPONENTS POSTSEASON INDIVIDUAL RECORDS

## KEY

- \* AFC Wild Card Playoff
- \*\* AFC Divisional Playoff
- \*\*\* AFC Championship
- + AFC First-Round Playoff (Super Bowl Tournament)
- # Super Bowl XVI (at Pontiac, Mich.)
- ## Super Bowl XXIII (at Miami, Fla.)

NOTES: Years listed are seasons in which playoff berths were earned, not calendar years in which playoff games were played. Career records include only seasons in which players played in playoffs.

## SCORING

### TOTAL POINTS

GAME			
14	Ray Wersching	1981 (Jan. 24, 1982 against S.F.)#	
14	Pat Leahy	1982 (Jan. 9, 1983 vs. NYJ)+	
14	Adam Vinatieri	2014 (Jan. 4, 2015 at Ind.)*	
13	Shayne Graham	2012 (Jan. 5, 2013 at Hou.)*	
12	(four times)		

### TOUCHDOWNS

GAME			
2	Joe Cribbs	1981 (Jan. 3, 1982 vs. Buff.)**	
2	Ernest Givens	1990 (Jan. 6, 1991 vs. Hou.)*	
2	Arian Foster	2011 (Jan. 7, 2012 at Hou.)*	
1	(many times)		

### POINTS AFTER TOUCHDOWNS

GAME			
5	Pat Leahy	1982 (Jan. 9, 1983 vs. NYJ)+	
4	(five times)		

### FIELD GOALS

GAME			
4	Ray Wersching	1981 (Jan. 24, 1982 against S.F.)#	
4	Shayne Graham	2012 (Jan. 5, 2013 at Hou.)*	
4	Adam Vinatieri	2014 (Jan. 4, 2015 at Ind.)*	
4	Chris Boswell	2015 (Jan. 9, 2016 vs. Pitt.)*	
3	Pat Leahy	1982 (Jan. 9, 1983 vs. NYJ)+	

### LONGEST FIELD GOALS

53	Adam Vinatieri	2014 (Jan. 4, 2015 at Ind.)*
50	Garopremian	1973 (Dec. 23, 1973 at Mia.)**
49	Jeff Jaeger	1990 (Jan. 13, 1991 at L.A.-Raid.)**
48	Shayne Graham	2012 (Jan. 5, 2013 at Hou.)*
47	Pat Leahy	1982 (Jan. 9, 1983 vs. NYJ)+

## RUSHING

### TOTAL RUSHING ATTEMPTS

GAME			
32	Arian Foster	2012 (Jan. 5, 2013 at Hou.)*	
25	Norm Bulaich	1970 (Dec. 26, 1970 at Balt.)**	
24	Arian Foster	2011 (Jan. 7, 2012 at Hou.)*	
23	Chuck Muncie	1981 (Jan. 10, 1982 vs. S.D.)**	
21	(three times)		

### RUSHING YARDS

GAME			
202	Freeman McNeil	1982 (Jan. 9, 1983 vs. NYJ)+	
153	Arian Foster	2011 (Jan. 7, 2012 at Hou.)*	
140	Marcus Allen	1990 (Jan. 13, 1991 at L.A.-Raid.)**	
140	Arian Foster	2012 (Jan. 5, 2013 at Hou.)*	
135	Shonn Greene	2009 (Jan. 9, 2010 vs. NYJ)*	

### AVERAGE YARDS PER RUSHING ATTEMPT

GAME			
9.62	Freeman McNeil (202/21)	1982 (Jan. 9, 1983 vs. NYJ)+	
6.67	Marcus Allen (140/21)	1990 (Jan. 13, 1991 at L.A.-Raid.)**	
6.43	Shonn Greene (135/21)	2009 (Jan. 9, 2010 vs. NYJ)*	
6.38	Arian Foster (153/24)	2011 (Jan. 7, 2012 at Hou.)*	
6.00	Joe Cribbs (90/15)	1981 (Jan. 3, 1982 vs. Buff.)**	

NOTE: Minimum 15 attempts.

### RUSHING TOUCHDOWNS

GAME			
2	Joe Cribbs	1981 (Jan. 3, 1982 vs. Buff.)**	
2	Arian Foster	2011 (Jan. 7, 2012 at Hou.)*	
1	(many times)		

### LONGEST RUSHES

58-td	Ronnie Brown	2013 (Jan. 5, 2014 vs. S.D.)*
44-td	Joe Cribbs	1981 (Jan. 3, 1982 vs. Buff.)**
44	Martavis Bryant	2015 (Jan. 9, 2016 vs. Pitt.)*
42-td	Arian Foster	2011 (Jan. 7, 2012 at Hou.)*
39-td	Shonn Greene	2009 (Jan. 9, 2010 vs. NYJ)*

## PASSING

### TOTAL PASSING ATTEMPTS

GAME			
50	Dave Krieg	1988 (Dec. 31, 1988 vs. Sea.)**	
44	Andrew Luck	2014 (Jan. 4, 2015 at Ind.)*	
38	Matt Schaub	2012 (Jan. 5, 2013 at Hou.)*	
36	Joe Montana	1988 (Jan. 22, 1989 against S.F.)##	
33	Cody Carlson	1990 (Jan. 6, 1991 vs. Hou.)*	

### COMPLETIONS

GAME			
31	Andrew Luck	2014 (Jan. 4, 2015 at Ind.)*	
29	Matt Schaub	2012 (Jan. 5, 2013 at Hou.)*	
24	Dave Krieg	1988 (Dec. 31, 1988 vs. Sea.)**	
23	Joe Montana	1988 (Jan. 22, 1989 against S.F.)##	
20	Richard Todd	1982 (Jan. 9, 1983 vs. NYJ)+	

### COMPLETION PERCENTAGE

GAME			
80.00	Mark Sanchez (12/15)	2009 (Jan. 9, 2010 vs. NYJ)*	
76.32	Matt Schaub (29/38)	2012 (Jan. 5, 2013 at Hou.)*	
75.00	Philip Rivers (12/16)	2013 (Jan. 5, 2014 vs. S.D.)*	
73.91	Ken Stabler (17/23)	1975 (Dec. 28, 1975 at Oak.)**	
73.68	Ben Roethlisberger (14/19)	2005 (Jan. 8, 2006 vs. Pitt.)*	

NOTE: Minimum 15 attempts.

### PASSING YARDS

GAME			
376	Andrew Luck	2014 (Jan. 4, 2015 at Ind.)*	
357	Joe Montana	1988 (Jan. 22, 1989 against S.F.)##	
297	Dave Krieg	1988 (Dec. 31, 1988 vs. Sea.)**	
269	Richard Todd	1982 (Jan. 9, 1983 vs. NYJ)+	
262	Matt Schaub	2012 (Jan. 5, 2013 at Hou.)*	

### AVERAGE YARDS PER PASSING ATTEMPT

GAME			
12.13	Mark Sanchez (182/15)	2009 (Jan. 9, 2010 vs. NYJ)*	
10.95	Ben Roethlisberger (208/19)	2005 (Jan. 8, 2006 vs. Pitt.)*	
9.92	Joe Montana (357/36)	1988 (Jan. 22, 1989 against S.F.)##	
9.61	Richard Todd (269/28)	1982 (Jan. 9, 1983 vs. NYJ)+	
8.83	Bob Griese (159/18)	1973 (Dec. 23, 1973 at Mia.)**	

NOTE: Minimum 15 attempts.

### TOUCHDOWN PASSES

GAME			
3	Ken Stabler	1975 (Dec. 28, 1975 at Oak.)**	
3	Ben Roethlisberger	2005 (Jan. 8, 2006 vs. Pitt.)*	
2	(five times)		

### PASSES HAD INTERCEPTED

GAME			
3	Jim Kelly	1988 (Jan. 8, 1989 vs. Buff.)***	
2	Joe Ferguson	1981 (Jan. 3, 1982 vs. Buff.)**	
2	Dan Fouts	1981 (Jan. 10, 1982 vs. S.D.)***	
2	Dave Krieg	1988 (Dec. 31, 1988 vs. Sea.)**	
1	(seven times)		

### PASSER RATING

GAME			
148.7	Ben Roethlisberger	2005 (Jan. 8, 2006 vs. Pitt.)*	
139.4	Mark Sanchez	2009 (Jan. 9, 2010 vs. NYJ)*	
121.2	Ken Stabler	1975 (Dec. 28, 1975 at Oak.)**	
118.8	Philip Rivers	2013 (Jan. 5, 2014 vs. S.D.)*	
115.2	Joe Montana	1988 (Jan. 22, 1989 against S.F.)##	

NOTE: Minimum 15 attempts.

### LONGEST PASSES

60	Ben Roethlisberger to Antonio Brown	2015 (Jan. 9, 2016 vs. Pitt.)*
54	Joe Ferguson to Jerry Butler	1981 (Jan. 3, 1982 vs. Buff.)**
54	Ben Roethlisberger to Cedrick Wilson	2005 (Jan. 8, 2006 vs. Pitt.)*
53-td	Johnny Unitas to Ed Hinton	1970 (Dec. 26, 1970 at Balt.)**
49	Richard Todd to Wesley Walker	1982 (Jan. 9, 1983 vs. NYJ)+

**KEY**

- \* AFC Wild Card Playoff
- \*\* AFC Divisional Playoff
- \*\*\* AFC Championship
- + AFC First-Round Playoff (Super Bowl Tournament)
- # Super Bowl XVI (at Pontiac, Mich.)
- ## Super Bowl XXIII (at Miami, Fla.)

NOTES: Years listed are seasons in which playoff berths were earned, not calendar years in which playoff games were played. Career records include only seasons in which players played in playoffs.

**RECEIVING****TOTAL RECEPTIONS**

GAME		
11	John L. Williams	1988 (Dec. 31, 1988 vs. Sea.)**
11	Jerry Rice	1988 (Jan. 22, 1989 against S.F.)##
10	Daniel Herron	2014 (Jan. 4, 2015 at Ind.)*
9	Owen Daniels	2012 (Jan. 5, 2013 at Hou.)*
8	(three times)	

**RECEIVING YARDS**

GAME		
215	Jerry Rice	1988 (Jan. 22, 1989 against S.F.)##
145	Wesley Walker	1982 (Jan. 9, 1983 vs. NYJ)+
137	John L. Williams	1988 (Dec. 31, 1988 vs. Sea.)**
119	Antonio Brown	2015 (Jan. 9, 2016 vs. Pitt.)*
104	Cedrick Wilson	2005 (Jan. 8, 2006 vs. Pitt.)*

**AVERAGE YARDS PER RECEPTION**

GAME		
24.50	Jerry Butler (98/4)	1981 (Jan. 3, 1982 vs. Buff.)*
23.75	Paul Warfield (95/4)	1973 (Dec. 23, 1973 at Mia.)**
19.55	Jerry Rice (215/11)	1988 (Jan. 22, 1989 against S.F.)##
19.25	Ethan Horton (77/4)	1990 (Jan. 13, 1991 at L.A.-Raid.)*
18.13	Wesley Walker (145/8)	1982 (Jan. 9, 1983 vs. NYJ)+

NOTE: Minimum 4 receptions.

**RECEIVING TOUCHDOWNS**

GAME		
2	Ernest Givens	1990 (Jan. 6, 1991 vs. Hou.)*
1	(many times)	

**LONGEST RECEPTIONS**

60	Antonio Brown from Ben Roethlisberger	2015 (Jan. 9, 2016 vs. Pitt.)*
54	Jerry Butler from Joe Ferguson	1981 (Jan. 3, 1982 vs. Buff.)*
54	Cedrick Wilson from Ben Roethlisberger	2005 (Jan. 8, 2006 vs. Pitt.)*
53-td	Ed Hinton from Johnny Unitas	1970 (Dec. 26, 1970 at Balt.)*
49	Wesley Walker from Richard Todd	1982 (Jan. 9, 1983 vs. NYJ)+

**PUNTING****TOTAL PUNTS**

GAME		
7	Jay Feely	2009 (Jan. 9, 2010 vs. NYJ)*
7	Jordan Berry	2015 (Jan. 9, 2016 vs. Pitt.)*
6	(five times)	

**PUNTING YARDS**

GAME		
293	Jordan Berry	2015 (Jan. 9, 2016 vs. Pitt.)*
271	John Kidd	1988 (Jan. 8, 1989 vs. Buff.)*
265	Ruben Rodriguez	1988 (Dec. 31, 1988 vs. Sea.)*
259	Mike Scifres	2013 (Jan. 5, 2014 vs. S.D.)*
256	Greg Montgomery	1990 (Jan. 6, 1991 vs. Hou.)*

**AVERAGE YARDS PER PUNT**

GAME		
51.50	Pat McAfee (206/4)	2014 (Jan. 4, 2015 at Ind.)*
50.20	Matt Turk (251/5)	2011 (Jan. 7, 2012 at Hou.)*
46.25	Jim Miller (185/4)	1981 (Jan. 24, 1982 against S.F.)#
45.17	John Kidd (271/6)	1988 (Jan. 8, 1989 vs. Buff.)*
44.17	Ruben Rodriguez (265/6)	1988 (Dec. 31, 1988 vs. Sea.)*

NOTE: Minimum 4 punts.

**NET YARDS PER PUNT**

GAME		
42.20	Matt Turk	2011 (Jan. 7, 2012 at Hou.)*
42.17	Mike Scifres	2013 (Jan. 5, 2014 vs. S.D.)*
41.17	John Kidd	1988 (Jan. 8, 1989 vs. Buff.)*
41.00	Ruben Rodriguez	1988 (Dec. 31, 1988 vs. Sea.)*
37.50	Jim Miller	1981 (Jan. 24, 1982 against S.F.)#

NOTE: Minimum 4 punts.

**INSIDE-20 PUNTS**

GAME		
3	Jay Feely	2009 (Jan. 9, 2010 vs. NYJ)*
3	Jordan Berry	2015 (Jan. 9, 2016 vs. Pitt.)*
2	(five times)	

**LONGEST PUNTS**

68	Pat McAfee	2014 (Jan. 4, 2015 at Ind.)*
59	Pat McAfee	2014 (Jan. 4, 2015 at Ind.)*
56	Matt Turk	2011 (Jan. 7, 2012 at Hou.)*
56	Matt Turk	2011 (Jan. 7, 2012 at Hou.)*
55	Barry Helton	1988 (Jan. 22, 1989 against S.F.)##

**PUNT RETURNS****TOTAL PUNT RETURNS**

GAME		
7	Ron Gardin	1970 (Dec. 26, 1970 at Balt.)*
5	Bobby Joe Edmonds	1988 (Dec. 31, 1988 vs. Sea.)*
5	Josh Cribbs	2014 (Jan. 4, 2015 at Ind.)*
4	Neal Colzie	1975 (Dec. 28, 1975 at Oak.)*
3	(three times)	

**PUNT RETURN YARDS**

GAME		
64	Neal Colzie	1975 (Dec. 28, 1975 at Oak.)*
56	John Taylor	1988 (Jan. 22, 1989 against S.F.)##
40	Tim Brown	1990 (Jan. 13, 1991 at L.A.-Raid.)*
35	Josh Cribbs	2014 (Jan. 4, 2015 at Ind.)*
30	Bobby Joe Edmonds	1988 (Dec. 31, 1988 vs. Sea.)*

**AVERAGE YARDS PER PUNT RETURN**

GAME		
18.67	John Taylor (56/3)	1988 (Jan. 22, 1989 against S.F.)##
16.00	Neal Colzie (64/4)	1975 (Dec. 28, 1975 at Oak.)*
13.33	Tim Brown (40/3)	1990 (Jan. 13, 1991 at L.A.-Raid.)*
13.00	Jerricho Cotchery (26/2)	2009 (Jan. 9, 2010 vs. NYJ)*
10.50	Antwaan Randle El (21/2)	2005 (Jan. 8, 2006 vs. Pitt.)*

NOTE: Minimum 2 returns.

**LONGEST PUNT RETURNS**

45	John Taylor	1988 (Jan. 22, 1989 against S.F.)##
24	Neal Colzie	1975 (Dec. 28, 1975 at Oak.)*
20	Neal Colzie	1975 (Dec. 28, 1975 at Oak.)*
19	Gerald McNeil	1990 (Jan. 6, 1991 vs. Hou.)*
17	(two times)	

**KICKOFF RETURNS****TOTAL KICKOFF RETURNS**

GAME		
4	Clarence Davis	1975 (Dec. 28, 1975 at Oak.)*
4	Robb Riddick	1981 (Jan. 3, 1982 vs. Buff.)*
4	James Brooks	1981 (Jan. 10, 1982 vs. S.D.)*
3	(three times)	

**KICKOFF RETURN YARDS**

GAME		
93	Clarence Davis	1975 (Dec. 28, 1975 at Oak.)*
87	James Brooks	1981 (Jan. 10, 1982 vs. S.D.)*
68	Robb Riddick	1981 (Jan. 3, 1982 vs. Buff.)*
67	Josh Cribbs	2014 (Jan. 4, 2015 at Ind.)*
57	Bernard Ford	1990 (Jan. 6, 1991 vs. Hou.)*

**AVERAGE YARDS PER KICKOFF RETURN**

GAME		
33.50	Josh Cribbs (67/2)	2014 (Jan. 4, 2015 at Ind.)*
27.00	Brad Smith (54/2)	2009 (Jan. 9, 2010 vs. NYJ)*
24.00	Allen Pinkett (48/2)	1990 (Jan. 6, 1991 vs. Hou.)*
23.50	Danae Manning (47/2)	2012 (Jan. 5, 2013 at Hou.)*
22.50	Ronnie Harmon (45/2)	1988 (Jan. 8, 1989 vs. Buff.)*

NOTE: Minimum 2 returns.

**LONGEST KICKOFF RETURNS**

38	Josh Cribbs (67/2)	2014 (Jan. 4, 2015 at Ind.)*
37	Clarence Davis	1975 (Dec. 28, 1975 at Oak.)*
37	Allen Pinkett	1990 (Jan. 6, 1991 vs. Hou.)*
36	James Brooks	1981 (Jan. 10, 1982 vs. S.D.)*
36	Ike Taylor	2005 (Jan. 8, 2006 vs. Pitt.)*

**INTERCEPTIONS****TOTAL INTERCEPTIONS**

GAME		
2	Johnny Lynn	1982 (Jan. 9, 1983 vs. NYJ)+
1	(many times)	

**INTERCEPTION RETURN YARDS**

GAME		
98	Darrol Ray	1982 (Jan. 9, 1983 vs. NYJ)+
40	Johnny Lynn	1982 (Jan. 9, 1983 vs. NYJ)+
35	Antwon Blake	2015 (Jan. 9, 2016 vs. Pitt.)*
30	Shareece Wright	2013 (Jan. 5, 2014 vs. S.D.)*
29	J.J. Watt	2011 (Jan. 7, 2012 at Hou.)*

**LONGEST INTERCEPTION RETURNS**

98-td	Darrol Ray	1982 (Jan. 9, 1983 vs. NYJ)+
35	Antwon Blake	2015 (Jan. 9, 2016 vs. Pitt.)*
30	Shareece Wright	2013 (Jan. 5, 2014 vs. S.D.)*
29-td	J.J. Watt	2011 (Jan. 7, 2012 at Hou.)*
27	Dwight Hicks	1981 (Jan. 24, 1982 against S.F.)#

**SACKS****TOTAL SACKS**

GAME		
3	Ted Hendricks	1975 (Dec. 28, 1975 at Oak.)*
3	Greg Townsend	1990 (Jan. 13, 1991 at L.A.-Raid.)*
2	Bob Matheson	1973 (Dec. 23, 1973 at Mia.)*
2	Bruce Smith	1988 (Jan. 8, 1989 vs. Buff.)*
2	Charles Haley	1988 (Jan. 22, 1989 against S.F.)##



# OPPONENTS POSTSEASON TEAM RECORDS

## KEY

- \* AFC Wild Card Playoff
- \*\* AFC Divisional Playoff
- \*\*\* AFC Championship
- + AFC First-Round Playoff (Super Bowl Tournament)
- # Super Bowl XVI (at Pontiac, Mich.)
- ## Super Bowl XXIII (at Miami, Fla.)

NOTES: Years listed are seasons in which playoff berths were earned, not calendar years in which playoff games were played. Career records include only seasons in which players played in playoffs.

## SCORING

### POINTS SCORED

GAME	44	1982 (Jan. 9, 1983 vs. NYJ)+
HALF	24	1982 (Jan. 9, 1983 vs. NYJ)+ .....2nd half
QUARTER	21	1982 (Jan. 9, 1983 vs. NYJ)+ .....4th quarter

### TOUCHDOWNS

GAME	5	1982 (Jan. 9, 1983 vs. NYJ)+
HALF	3	1973 (Dec. 23, 1973 at Mia.)** .....1st half
	3	1982 (Jan. 9, 1983 vs. NYJ)+ .....2nd half

### RUSHING TOUCHDOWNS

GAME	2	1973 (Dec. 23, 1973 at Mia.)**
	2	1981 (Jan. 3, 1982 vs. Buff.)**
	2	1982 (Jan. 9, 1983 vs. NYJ)+
	2	2009 (Jan. 9, 2010 vs. NYJ)*
	2	2011 (Jan. 7, 2012 at Hou.)*
	2	2013 (Jan. 5, 2014 vs. S.D.)*
HALF	2	1973 (Dec. 23, 1973 at Mia.)** .....1st half
	2	1982 (Jan. 9, 1983 vs. NYJ)+ .....2nd half

### PASSING TOUCHDOWNS

GAME	3	1975 (Dec. 28, 1975 at Oak.)*
	3	2005 (Jan. 8, 2006 vs. Pitt.)*
HALF	2	1975 (Dec. 28, 1975 at Oak.)* .....1st half
	2	1982 (Jan. 9, 1983 vs. NYJ)+ .....1st half
	2	1988 (Jan. 22, 1989 against S.F.)## .....2nd half
	2	1990 (Jan. 6, 1991 vs. Hou.)* .....2nd half
	2	2005 (Jan. 8, 2006 vs. Pitt.)* .....1st half

### FIELD GOALS

GAME	4	1981 (Jan. 24, 1982 against S.F.)#
	4	2012 (Jan. 5, 2013 at Hou.)*
	4	2014 (Jan. 4, 2015 at Ind.)*
	4	2015 (Jan. 9, 2016 vs. Pitt.)*
HALF	3	2012 (Jan. 5, 2013 at Hou.)* .....1st half

## OFFENSE

### FIRST DOWNS

GAME	27	1973 (Dec. 23, 1973 at Mia.)**
	27	1975 (Dec. 28, 1975 at Oak.)*
	27	1982 (Jan. 9, 1983 vs. NYJ)+
HALF	16	1973 (Dec. 23, 1973 at Mia.)** .....1st half
	16	1975 (Dec. 28, 1975 at Oak.)* .....1st half
	16	1988 (Dec. 31, 1988 vs. Sea.)* .....2nd half

### TOTAL NET YARDS

GAME	517	1982 (Jan. 9, 1983 vs. NYJ)+
HALF	285	1982 (Jan. 9, 1983 vs. NYJ)+ .....1st half

### NET YARDS RUSHING

GAME	241	1973 (Dec. 23, 1973 at Mia.)**
HALF	155	1982 (Jan. 9, 1983 vs. NYJ)+ .....2nd half

### RUSHING ATTEMPTS

GAME	52	1973 (Dec. 23, 1973 at Mia.)**
HALF	26	1973 (Dec. 23, 1973 at Mia.)** .....1st half
	26	1973 (Dec. 23, 1973 at Mia.)** .....2nd half
	26	1975 (Dec. 28, 1975 at Oak.)* .....1st half

### NET YARDS PASSING

GAME	368	2014 (Jan. 4, 2015 at Ind.)*
HALF	238	1988 (Jan. 22, 1989 against S.F.)## .....2nd half

## PASSING ATTEMPTS

GAME	50	1988 (Dec. 31, 1988 vs. Sea.)*
HALF	37	1988 (Dec. 31, 1988 vs. Sea.)* .....2nd half

## COMPLETIONS

GAME	31	2014 (Jan. 4, 2015 at Ind.)*
HALF	19	2012 (Jan. 5, 2013 at Hou.)* .....1st half

## PASSES HAD INTERCEPTED

GAME	3	1988 (Jan. 8, 1989 vs. Buff.)*
HALF	2	1981 (Jan. 3, 1982 vs. Buff.)* .....1st half
	2	1981 (Jan. 10, 1982 vs. S.D.)* .....1st half
	2	1988 (Jan. 8, 1989 vs. Buff.)* .....1st half

## SACKS ALLOWED

GAME	4	1988 (Jan. 22, 1989 against S.F.)##
	4	2015 (Jan. 9, 2016 vs. Pitt.)*
HALF	3	1988 (Dec. 31, 1988 vs. Sea.)* .....2nd half

## DEFENSE

### FEWEST POINTS ALLOWED

GAME	0	1970 (Dec. 26, 1970 at Balt.)*
HALF	0	(nine times)

### FEWEST FIRST DOWNS ALLOWED

GAME	7	1970 (Dec. 26, 1970 at Balt.)*
HALF	2	1970 (Dec. 26, 1970 at Balt.)* .....1st half
	2	2015 (Jan. 9, 2016 vs. Pitt.)* .....1st half

### FEWEST TOTAL NET YARDS ALLOWED

GAME	139	1970 (Dec. 26, 1970 at Balt.)*
HALF	21	1970 (Dec. 26, 1970 at Balt.)* .....1st half

### FEWEST NET YARDS RUSHING ALLOWED

GAME	62	1982 (Jan. 9, 1983 vs. NYJ)+
HALF	10	2015 (Jan. 9, 2016 vs. Pitt.)* .....1st half

### FEWEST NET YARDS PASSING ALLOWED

GAME	58	1990 (Jan. 13, 1991 at L.A.-Raid.)*
HALF	-6	2012 (Jan. 5, 2013 at Hou.)* .....1st half

## INTERCEPTIONS

GAME	3	1982 (Jan. 9, 1983 vs. NYJ)+
	3	2011 (Jan. 7, 2012 at Hou.)*
HALF	2	1982 (Jan. 9, 1983 vs. NYJ)+ .....2nd half
	2	1988 (Jan. 8, 1989 vs. Buff.)* .....1st half
	2	2005 (Jan. 8, 2006 vs. Pitt.)* .....2nd half
	2	2011 (Jan. 7, 2012 at Hou.)* .....2nd half
	2	2013 (Jan. 5, 2014 vs. S.D.)* .....2nd half

## SACKS

GAME	5	1975 (Dec. 28, 1975 at Oak.)*
	5	1981 (Jan. 24, 1982 against S.F.)#
	5	1988 (Jan. 22, 1989 against S.F.)##
HALF	4	1982 (Jan. 9, 1983 vs. NYJ)+ .....1st half
	4	1988 (Jan. 22, 1989 against S.F.)## .....2nd half

## MISCELLANEOUS

### MOST PENALTIES INCURRED

GAME	12	1982 (Jan. 9, 1983 vs. NYJ)+
HALF	7	1982 (Jan. 9, 1983 vs. NYJ)+ .....2nd half

### MOST PENALTY YARDS INCURRED

GAME	142	2015 (Jan. 9, 2016 vs. Pitt.)*
HALF	87	2015 (Jan. 9, 2016 vs. Pitt.)* .....2nd half

### MOST TIME OF POSSESSION

GAME	38:49	2012 (Jan. 5, 2013 at Hou.)*
HALF	22:53	2012 (Jan. 5, 2013 at Hou.)* .....1st half

NOTE: Time of possession was not recorded until 1977, and thus is not available for the Bengals' 1970, '73 and '75 playoff games.

# ALL-TIME POSTSEASON STATISTICS

## ALL-TIME POSTSEASON RECORD: 5-14

DATE	W-L	SCORE	OPPONENT	ATTENDANCE
12-26-70**	L	0-17	at Baltimore	51,127
12-23-73**	L	16-34	at Miami	74,770
12-28-75**	L	28-31	at Oakland	53,039
1-3-82**	W	28-21	BUFFALO	55,420
1-10-82***	W	27-7	SAN DIEGO	46,302
1-24-82#	L	21-26	VS. SAN FRANCISCO	81,270
1-9-83+	L	17-44	N.Y. JETS	57,560
12-31-88**	W	21-13	SEATTLE	58,560
1-8-89***	W	21-10	BUFFALO	59,747
1-22-89##	L	16-20	vs. San Francisco	75,129
1-6-91*	W	41-14	HOUSTON	60,012
1-13-91**	L	10-20	at L.A. Raiders	92,045
1-8-06*	L	17-31	PITTSBURGH	65,870
1-9-10*	L	14-24	N.Y. JETS	63,686
1-7-12*	L	10-31	at Houston	71,725
1-5-13*	L	13-19	at Houston	71,738
1-5-14*	L	10-27	SAN DIEGO	62,277
1-4-15*	L	10-26	at Indianapolis	63,385
1-9-16*	L	16-18	PITTSBURGH	63,257

\* AFC Wild Card Playoff

\*\* AFC Divisional Playoff

\*\*\* AFC Championship

# AFC First-Round Playoff (Super Bowl Tournament)

+ Super Bowl XVI (at Pontiac, Mich.)

## Super Bowl XXIII (at Miami, Fla.)

TEAM STATISTICS	BENGALS	OPPONENTS
TOTAL FIRST DOWNS.....	347	376
Rushing.....	145	157
Passing.....	170	194
Penalty.....	32	25
3rd Down: Made-Att.....	95-243	92-233
3rd Down: Pct.....	39.1	39.5
4th Down: Made-Att.....	8-20	4-9
4th Down: Pct.....	40.0	44.4
POSSESSION AVG.....	(*NA)	(*NA)
TOTAL NET YARDS.....	5397	6657
Avg. Per Game.....	284.1	350.4
Total Plays.....	1155	1189
Avg. Per Play.....	4.7	5.6
NET YARDS RUSHING.....	2241	2826
Avg. Per Game.....	117.9	148.7
Total Rushes.....	526	631
NET YARDS PASSING.....	3156	3831
Avg. Per Game.....	166.1	201.6
Sacked-Yards Lost.....	60-378	29-208
Gross Yards.....	3534	4039
Att.-Completions.....	569-325	529-316
Completion Pct.....	57.1	59.7
Had Intercepted.....	20	17
PUNTS-AVG.....	90-42.6	77-42.3
Net Punting Avg.....	37.2	36.8
PENALTIES-YARDS.....	88-814	112-1016
FUMBLES-BALLS LOST.....	32-13	23-11
TOUCHDOWNS.....	40	48
Rushing.....	20	18
Passing.....	17	28
Returns.....	3	2

PASSING	ATT	CMP	YDS	CMP%	YDS/ATT	TD	TD%	INT	INT%	LG	SKD-YDS	RAT
Ken Anderson.....	166	110	1321	66.3	7.96	9	5.4	6	3.6	53	21-116	93.5
Boomer Esiason.....	99	51	600	51.5	6.06	4	4.0	3	3.0	46	14-104	71.1
AJ McCarron.....	41	23	212	56.1	5.17	1	2.4	1	2.4	25t	3-24	68.3
Carson Palmer.....	37	19	212	51.4	5.73	1	2.7	1	2.7	66	3-36	66.5
Jon Kitna.....	40	24	197	60.0	4.93	1	2.5	2	5.0	24	4-20	60.1
Andy Dalton.....	158	88	873	55.7	5.53	1	0.6	6	3.8	49	12-61	57.8
Virgil Carter.....	20	7	64	35.0	3.20	0	0.0	1	5.0	16	3-17	23.8
Jack Thompson.....	1	1	14	100.0	14.00	0	0.0	0	0.0	14	0-0	118.8
Sam Wyche.....	1	1	29	100.0	29.00	0	0.0	0	0.0	29	0-0	118.8
Turk Schonert.....	1	0	0	—	—	0	—	0	—	—	0-0	39.6
Erik Wilhelm.....	5	1	12	20.0	2.40	0	0.0	0	0.0	12	0-0	39.6
BENGALS.....	569	325	3534	57.1	6.21	17	3.0	20	3.5	66	60-378	70.9
OPPONENTS.....	529	316	4039	59.7	7.64	28	5.3	17	3.2	60	29-208	87.9

SCORE BY PERIODS	1	2	3	4	OT	PTS
BENGALS.....	96	94	54	92	0	336
OPPONENTS.....	61	141	104	127	0	433

SCORING	TD	TD-R	TD-P	TD-Rt	PAT	FG	S	PTS
Jim Breech.....	0	0	0	0	25-25	9-11	0	52
Ickey Woods.....	4	4	0	0	—	—	0	24
Dan Ross.....	3	0	3	0	—	—	0	18
Mike Nugent.....	0	0	0	0	4-4	4-5	0	16
Charles Alexander.....	2	2	0	0	—	—	0	12
Cedric Benson.....	2	2	0	0	—	—	0	12
Isaac Curtis.....	2	0	2	0	—	—	0	12
Jeremy Hill.....	2	2	0	0	—	—	0	12
Pete Johnson.....	2	2	0	0	—	—	0	12
Stanford Jennings.....	2	0	1	1	—	—	0	12
Pete Johnson.....	2	2	0	0	—	—	0	12
Stanley Wilson.....	2	2	0	0	—	—	0	12
Horst Muhlmann.....	0	0	0	0	1-1	3-4	0	10
Josh Brown.....	0	0	0	0	1-1	2-2	0	7
Shayne Graham.....	0	0	0	0	4-4	1-3	0	7
Ken Anderson.....	1	1	0	0	—	—	0	6
Eric Ball.....	1	1	0	0	—	—	0	6
Don Bass.....	1	0	1	0	—	—	0	6
James Brooks.....	1	0	1	0	—	—	0	6
Laveranues Coles.....	1	0	1	0	—	—	0	6
Cris Collinsworth.....	1	0	1	0	—	—	0	6
Neal Craig.....	1	0	0	1	—	—	0	6
Lenvil Elliott.....	1	1	0	0	—	—	0	6
Boomer Esiason.....	1	1	0	0	—	—	0	6
Stan Fritts.....	1	1	0	0	—	—	0	6
A.J. Green.....	1	0	1	0	—	—	0	6
Harold Green.....	1	0	1	0	—	—	0	6
Jermaine Gresham.....	1	0	1	0	—	—	0	6
Leon Hall.....	1	0	0	1	—	—	0	6
M.L. Harris.....	1	0	1	0	—	—	0	6
T.J. Houshmandzadeh.....	1	0	1	0	—	—	0	6
Rudi Johnson.....	1	1	0	0	—	—	0	6
Charlie Joiner.....	1	0	1	0	—	—	0	6
Eric Kattus.....	1	0	1	0	—	—	0	6
Dave Green.....	0	0	0	0	4-4	0-0	0	4
BENGALS.....	40	20	17	3	39-39	19-25	0	336
OPPONENTS.....	48	18	28	2	46-47	33-42	0	433

**\*\*Two-point conversions:** None. BENGALS 0-1 (0-1 R, 0-0 P), OPPONENTS 0-1 (0-0 R, 0-1 P).

**Sacks-yards:** Jason Buck 4-22, Reggie Williams 3-21, David Grant 3-17, Geno Atkins 2-5-9, Reggie Nelson 2-17, Vontaze Burfict 1-5-15, Bob Brown 1-14, Jim Skow 1-10, Carl Zander 1-10, Ross Browner 1-9, Royce Berry 1-8, Steve Chomyszak 1-8, Eddie Edwards 1-7, David Fulcher 1-6, David Pollack 1-6, Bo Harris 1-5, Carlos Dunlap 0-5-5.5, Pat Sims 0-5-5.5, Margus Hunt 0-5-4, Chris Crocker 0-5-3, (team) 1-6. BENGALS 29-208, OPPONENTS 60-378.

**Fumbles-lost:** Andy Dalton 4-2, Boomer Esiason 3-1, AJ McCarron 3-1, Giovani Bernard 2-2, Archie Griffin 2-2, Cris Collinsworth 2-1, Ira Hillary 2-1, Laveranues Coles 1-1, Jeremy Hill 1-1, Dan Ross 1-1, Lyle Blackwood 1-0, Rickey Dixon 1-0, David Fulcher 1-0, Stanford Jennings 1-0, Pete Johnson 1-0, Jon Kitna 1-0, Carson Palmer 1-0, Lemar Parrish 1-0, Brad St. Louis 1-0, Brandon Tate 1-0, David Verser 1-0. BENGALS 32-13, OPPONENTS, 23-11.

RUSHING	ATT	YDS	AVG	LG	TD
Ickey Woods.....	89	391	4.4	30	4
Pete Johnson.....	61	187	3.1	14	2
Cedric Benson.....	28	183	6.5	47t	2
James Brooks.....	43	145	3.4	26	0
Charles Alexander.....	34	125	3.7	20t	2
Ken Anderson.....	19	112	5.9	22	1
BenJarvus Green-Ellis.....	19	105	5.5	29	0
Boomer Esiason.....	19	105	5.5	29	1
Jeremy Hill.....	25	97	3.9	38	2
Andy Dalton.....	16	92	5.8	16	0
Boobie Clark.....	15	86	5.7	15	0
Giovani Bernard.....	21	79	3.8	14	0
Stanley Wilson.....	12	74	6.2	20	2
Rudi Johnson.....	13	56	4.3	20t	1
Harold Green.....	11	55	5.0	12	0
Eric Ball.....	12	47	3.9	14	1
Lenvil Elliott.....	11	40	3.6	9	1
Brian Leonard.....	4	36	9.0	19	0
Stanford Jennings.....	9	31	3.4	10	0
Rex Burkhead.....	2	27	13.5	23	0
Archie Griffin.....	5	25	5.0	8	0
Jon Kitna.....	4	25	6.3	12	0
Paul Robinson.....	5	25	5.0	9	0
Essex Johnson.....	7	17	2.4	14	0
Virgil Carter.....	2	16	8.0	9	0
Stan Fritts.....	6	14	2.3	6	1
Jess Phillips.....	10	12	1.2	4	0
Bernard Scott.....	6	11	1.8	4	0
Dave Lewis.....	3	10	3.3	9	0
AJ McCarron.....	5	9	1.8	6	0
Chris Perry.....	2	3	1.5	2	0
Cris Collinsworth.....	1	2	2.0	2	0
Carson Palmer.....	1	2	2.0	2	0
Kyle Larson.....	1	0	0.0	0	0
Ed Williams.....	1	0	0.0	0	0
Isaac Curtis.....	1	-1	-1.0	-1	0
Erik Wilhelm.....	3	-2	-0.7	0	0
BENGALS.....	526	2241	4.3	47t	20
OPPONENTS.....	631	2826	4.5	58t	18

(All-time postseason statistics, continued)

RECEIVING	REC	YDS	AVG	LG	TD
Dan Ross.....	28	333	11.9	26	3
Cris Collinsworth.....	21	354	16.9	53	1
A.J. Green.....	18	232	12.9	45	1
Giovani Bernard.....	17	121	7.1	17	0
Marvin Jones.....	15	196	13.1	49	0
Jermaine Gresham.....	14	117	8.4	16	1
Isaac Curtis.....	13	184	14.2	32t	2
Rodney Holman.....	11	184	16.7	46	0
Lenvil Elliott.....	10	62	6.2	16	0
Pete Johnson.....	9	52	5.8	14	0
Eddie Brown.....	8	87	10.9	23	0
Brian Leonard.....	8	43	5.4	16	0
Chip Myers.....	7	133	19.0	37	0
Mohamed Sanu.....	7	61	8.7	13	0
Tim McGee.....	7	60	8.6	19	0
Steve Kreider.....	6	119	19.8	42	0
Chad Johnson.....	6	87	14.5	24	0
James Brooks.....	6	84	14.0	22	1
Boobie Clark.....	6	56	9.3	26	0
Laveranues Coles.....	6	48	8.0	13	1
Andrew Hawkins.....	6	43	7.2	10	0
Charles Alexander.....	6	38	6.3	16	0
Chris Perry.....	6	11	1.8	6	0
Charlie Joiner.....	5	93	18.6	28	1
Kevin Walter.....	5	73	14.6	24	0
Tyler Eifert.....	5	58	11.6	18	0
Rex Burkhead.....	4	39	9.8	26	0
T.J. Houshmandzadeh.....	4	25	6.3	8	1
Cedric Benson.....	4	10	2.5	5	0
Ryan Hewitt.....	3	37	12.3	14	0
Jerome Simpson.....	3	33	11.0	16	0
Bernard Scott.....	3	29	9.7	11	0
Jeremy Hill.....	3	27	9.0	13	0
Quan Cosby.....	3	26	8.7	14	0
Stanford Jennings.....	3	23	7.7	12	1
Jim Riggs.....	3	18	6.0	13	0
Ickey Woods.....	3	18	6.0	9	0
Archie Griffin.....	3	14	4.7	6	0
M.L. Harris.....	2	28	14.0	20	1
Andre Caldwell.....	2	25	12.5	13	0
Ryan Whalen.....	2	24	12.0	20	0
Eric Kattus.....	2	19	9.5	10	1
Harold Green.....	2	15	7.5	13	1
Bruce Coslet.....	2	14	7.0	9	0
Rudi Johnson.....	2	14	7.0	11	0
Jess Phillips.....	2	12	6.0	6	0
Matt Schobel.....	2	11	5.5	8	0
BenJarvus Green-Ellis.....	2	-9	-4.5	-3	0
Chris Henry.....	1	66	66.0	66	0
Donald Lee.....	1	36	36.0	36	0
Ira Hillary.....	1	17	17.0	17	0
Mike Barber.....	1	12	12.0	12	0
Speedy Thomas.....	1	9	9.0	9	0
Kevin Brock.....	1	7	7.0	7	0
Essex Johnson.....	1	6	6.0	6	0
Reggie Kelly.....	1	4	4.0	4	0
Don Bass.....	1	3	3.0	3t	1
Bob Trumpy.....	1	-7	-7.0	7	0
BENGALS.....	325	3534	10.9	66	17
OPPONENTS.....	316	4039	12.8	60	28

INTERCEPTIONS	NO	YDS	AVG	LG	TD			
David Fulcher .....	3	54	18.0	43	0			
Ken Riley .....	3	34	11.3	34	0			
Eric Thomas .....	2	26	13.0	26	0			
Neal Craig .....	1	45	45.0	45t	1			
Bobby Kemp .....	1	24	24.0	24	0			
Leon Hall .....	1	21	21.0	21t	0			
Bo Harris .....	1	16	16.0	16	0			
Louis Breeden .....	1	0	0.0	0	0			
Vontaze Burfict .....	1	0	0.0	0	0			
Tommy Casanova .....	1	0	0.0	0	0			
Solomon Wilcotts .....	1	0	0.0	0	0			
Lewis Billups .....	1	-3	-3.0	-3	0			
BENGALS .....	17	217	12.8	45t	2			
OPPONENTS .....	20	395	19.8	98t	2			
PUNTING	NO	YDS	AVG	NET	TB	IN-20	LG	BLK.
Kevin Huber .....	26	1205	46.3	41.9	1	10	62	0
Lee Johnson .....	25	1111	44.4	38.6	0	8	64	0
Kyle Larson .....	3	131	43.7	36.7	0	0	51	0
Pat McNally .....	12	487	40.6	37.0	1	2	60	0
Zoltan Mesko .....	3	118	39.3	32.7	1	2	50	0
Dave Lewis .....	15	567	37.8	34.2	1	1	53	0
Dave Green .....	6	215	35.8	21.8	1	0	44	0
BENGALS .....	90	3834	42.6	37.2	5	23	64	0
OPPONENTS .....	77	3251	42.3	36.8	5	18	68	0
PUNT RETURNS	NO	FC	YDS	AVG	LG	TD		
Rico Murray .....	1	0	23	23.0	23	0		
Tommy Casanova .....	1	0	15	15.0	15	0		
Mitchell Price .....	3	0	42	14.0	34	0		
Mike Fuller .....	5	2	62	12.4	27	0		
Adam Jones .....	3	1	25	8.3	24	0		
Keiwan Ratliff .....	2	0	15	7.5	8	0		
Ira Hillary .....	6	1	43	7.2	16	0		
Lyle Blackwood .....	1	0	7	7.0	7	0		
Brandon Tate .....	10	6	67	6.7	19	0		
Lemar Parrish .....	3	1	17	5.7	11	0		
Ray Horton .....	1	0	5	5.0	5	0		
Rickey Dixon .....	1	0	0	0.0	0	0		
Quan Cosby .....	0	3	0	—	—	0		
Speedy Thomas .....	0	2	0	—	—	0		
BENGALS .....	37	16	321	8.7	34	0		
OPPONENTS .....	47	20	384	8.2	45	0		

KICKOFF RETURNS	NO	YDS	AVG	LG	TD
Bernard Scott.....	2	74	37.0	56	0
Stanford Jennings.....	8	240	30.0	93t	1
Brandon Tate.....	7	193	27.6	43	0
Adam Jones.....	9	233	25.9	34	0
Tab Perry.....	5	119	23.8	32	0
Rodney Tate.....	1	22	22.0	22	0
Eric Ball.....	2	42	21.0	28	0
Bernard Jackson.....	3	60	20.0	25	0
James Brooks.....	2	38	19.0	23	0
Brian Leonard.....	3	54	18.0	25	0
Lenvil Elliott.....	1	18	18.0	18	0
David Verser.....	17	302	17.8	40	0
Lemar Parrish.....	2	35	17.5	25	0
Ron Lamb.....	1	17	17.0	17	0
Cedric Peerman.....	2	33	16.5	23	0
Paul Robinson.....	2	29	14.5	24	0
Eddie Brown.....	1	12	12.0	12	0
Ira Hillary.....	3	24	8.0	13	0
Kevin Walter.....	1	8	8.0	8	0
Guy Frazier.....	1	0	0.0	0	0
Archie Griffin.....	1	0	0.0	0	0
BENGALS.....	74	1553	21.0	93t	1
OPPONENTS.....	58	1102	19.0	38	0

FIELD GOALS	1-19	20-29	30-39	40-49	50+
Josh Brown.....	0-0	0-0	1-1	1-1	0-0
Jim Breech.....	0-0	3-3	4-5	2-3	0-0
Shayne Graham.....	0-0	1-2	0-1	0-0	0-0
Horst Muhlmann.....	1-1	1-1	0-0	1-1	0-1
Mike Nugent.....	0-0	0-0	2-2	1-1	1-2
BENGALS.....	1-1	5-6	7-9	5-6	1-3
OPPONENTS.....	0-1	15-16	9-10	7-11	2-4

DEFENSE	ST	AT	TT	SKS-YDS	INT-YDS	PD	FF	FR-YDS
(NA**)	—	—	—	—	—	—	—	—

BLOCKED KICKS	BP	BFG	BXP
Bill Bergey (1970).....	0	1	0
Sherman White (1975).....	0	1	0

\* NOTE: It is not possible to accurately list all-time postseason possession averages because time of possession was not recorded until 1977. Postseason possession averages after 1977 are listed in the year-by-year breakdowns on the following pages.

\*\* NOTE: The Bengals' and their opponents' two-point conversion totals listed here were recorded in 2005 and thereafter. Prior to that season, all of the Bengals' playoff appearances had occurred in years in which the two-point conversion did not exist. The two-point conversion, which existed in the AFL when the Bengals were members in 1968 and '69, was not instituted in the NFL until '94.

\*\*\* NOTE: It is not possible to accurately list all-time postseason defensive statistics because the three types of defensive statistics — defense, special teams and miscellaneous — were combined through 1987, but separated in '88 and thereafter. Defensive statistics are, however, listed in each of the year-by-year breakdowns on the following pages. All defensive statistics on the following pages are press box statistics produced at the games.

# 1970 POSTSEASON STATISTICS

## POSTSEASON RECORD: 0-1

**HEAD COACH:** PAUL BROWN  
**REGULAR-SEASON RECORD:** 8-6  
 (1ST IN AFC CENTRAL)

DATE	W-L	SCORE	OPPONENT	ATTENDANCE
12-26-70**	L	0-17	at Baltimore	51,127

\*\* AFC Divisional Playoff

TEAM STATISTICS	BENGALS	OPPONENTS
TOTAL FIRST DOWNS.....	7	15
Rushing.....	2	12
Passing.....	5	3
Penalty.....	0	0
3rd Down: Made-Att.....	3-14	6-14
3rd Down: Pct.....	21.4	42.9
4th Down: Made-Att.....	0-1	0-0
4th Down: Pct.....	0.0	—
POSSESSION AVG.....	(*NA)	(*NA)
TOTAL NET YARDS.....	139	299
Avg. Per Game.....	139.0	299.0
Total Plays.....	46	66
Avg. Per Play.....	3.0	4.5
NET YARDS RUSHING.....	63	170
Avg. Per Game.....	63.0	170.0
Total Rushes.....	22	47
NET YARDS PASSING.....	76	129
Avg. Per Game.....	76.0	129.0
Sacked-Yards Lost.....	3-17	2-16
Gross Yards.....	93	145
Att.-Completions.....	21-8	17-6
Completion Pct.....	38.1	35.3
Had Intercepted.....	1	0
PUNTS-AVG.....	8-39.1	6-38.3
Net Punting Avg.....	35.6	37.3
PENALTIES-YARDS.....	1-5	6-63
FUMBLES-BALLS LOST.....	1-0	0-0
TOUCHDOWNS.....	0	2
Rushing.....	0	0
Passing.....	0	2
Returns.....	0	0

SCORE BY PERIODS	1	2	3	4	OT	PTS
BENGALS.....	0	0	0	0	0	0
OPPONENTS.....	7	3	0	7	0	17

SCORING	TD	TD-R	TD-P	TD-Rt	PAT	FG	S	PTS
(none).....	0	0	0	0	0-0	0-0	0	0
BENGALS.....	0	0	0	0	0-0	0-1	0	0
OPPONENTS.....	2	0	2	0	2-2	1-3	0	17

**Two-point conversions:** (NA\*\*).

**Fumbles-lost:** Lemar Parrish 1-0. BENGALS 1-0, OPPONENTS 0-0.

PASSING	ATT	CMP	YDS	CMP%	YDS/ATT	TD	TD%	INT	INT%	LG	SKD-YDS	RAT
Virgil Carter.....	20	7	64	35.0	3.20	0	0.0	1	5.0	16	3-17	23.8
Sam Wyche.....	1	1	29	100.0	29.00	0	0.0	0	0.0	29	0-0	118.8
BENGALS.....	21	8	93	38.1	4.43	0	0.0	1	4.8	29	3-17	32.4
OPPONENTS.....	17	6	145	35.3	8.53	2	11.8	0	0.0	53	2-16	106.3

RUSHING	ATT	YDS	AVG	LG	TD
Paul Robinson.....	5	25	5.0	9	0
Virgil Carter.....	2	16	8.0	9	0
Jess Phillips.....	10	12	1.2	4	0
Dave Lewis.....	3	10	3.3	9	0
Essex Johnson.....	2	0	0.0	3	0
BENGALS.....	22	63	2.9	9	0
OPPONENTS.....	47	170	3.6	17	0

RECEIVING	REC	YDS	AVG	LG	TD
Chip Myers.....	4	66	16.5	29	0
Jess Phillips.....	2	12	6.0	6	0
Speedy Thomas.....	1	9	9.0	9	0
Essex Johnson.....	1	6	6.0	6	0
BENGALS.....	8	93	11.6	29	0
OPPONENTS.....	6	145	24.2	53t	2

INTERCEPTIONS	NO	YDS	AVG	LG	TD
(none).....	0	0	—	—	0
BENGALS.....	0	0	—	—	0
OPPONENTS.....	1	0	0.0	0	0

PUNTING	NO	YDS	AVG	NET	TB	IN-20	LG	BLK.
Dave Lewis.....	8	313	39.1	35.6	0	1	53	0
BENGALS.....	8	313	39.1	35.6	0	1	53	0
OPPONENTS.....	6	230	38.3	37.3	0	0	45	0

PUNT RETURNS	NO	FC	YDS	AVG	LG	TD
Lemar Parrish.....	2	1	6	3.0	3	0
Speedy Thomas.....	0	2	0	—	—	0
BENGALS.....	2	3	6	3.0	3	0
OPPONENTS.....	7	0	28	4.0	10	0

KICKOFF RETURNS	NO	YDS	AVG	LG	TD
Paul Robinson.....	2	29	14.5	24	0
Ron Lamb.....	1	17	17.0	17	0
BENGALS.....	3	46	15.3	24	0
OPPONENTS.....	1	0	0.0	0	0

FIELD GOALS	1-19	20-29	30-39	40-49	50+
Horst Muhlmann.....	0-0	0-0	0-0	0-0	0-1
BENGALS.....	0-0	0-0	0-0	0-0	0-1
OPPONENTS.....	0-0	0-0	0-0	1-2	0-1

**Horst Muhlmann:** (50B).

**Opponents:** (50B, 44G, 44WR).

DEFENSE***	ST	AT	TT	SKS-YDS	INT-YDS	PD	^FF	FR-YDS
Bill Bergey.....	7	7	14	0-0	0-0	0	(*NA)	0-0
Steve Chomyszak.....	5	6	11	1-8	0-0	1	(*NA)	0-0
Ken Avery.....	5	4	9	0-0	0-0	0	(*NA)	0-0
Al Beauchamp.....	6	2	8	0-0	0-0	0	(*NA)	0-0
Royce Berry.....	4	4	8	1-8	0-0	1	(*NA)	0-0
Ken Dyer.....	3	5	8	0-0	0-0	0	(*NA)	0-0
Mike Reid.....	6	1	7	0-0	0-0	0	(*NA)	0-0
Ron Carpenter.....	4	2	6	0-0	0-0	0	(*NA)	0-0
Lemar Parrish.....	4	0	4	0-0	0-0	1	(*NA)	0-0
Fletcher Smith.....	3	0	3	0-0	0-0	0	(*NA)	0-0
Nick Roman.....	2	1	3	0-0	0-0	0	(*NA)	0-0
Martin Baccaglio.....	2	0	2	0-0	0-0	0	(*NA)	0-0
Ron Lamb.....	1	1	2	0-0	0-0	0	(*NA)	0-0
John Guillory.....	1	0	1	0-0	0-0	0	(*NA)	0-0
Essex Johnson.....	1	0	1	0-0	0-0	0	(*NA)	0-0
Bill Peterson.....	1	0	1	0-0	0-0	0	(*NA)	0-0
Ken Riley.....	0	1	1	0-0	0-0	2	(*NA)	0-0

BLOCKED KICKS	BP	BFG	BXP
Bill Bergey.....	0	1	0

\* NOTE: Time of possession was not recorded until 1977.

\*\* NOTE: The two-point conversion was not instituted in the NFL until 1994.

\*\*\* NOTE: It was not standard practice to separate the three types of defensive statistics — defense, special teams and miscellaneous — until 1988. Thus, the defensive statistics listed above include the combined totals of all three types. All defensive statistics above are press box statistics produced at the games.

^ NOTE: Forced fumbles were not recorded until 1976.

# 1973 POSTSEASON STATISTICS

## POSTSEASON RECORD: 0-1

**HEAD COACH:** PAUL BROWN  
**REGULAR-SEASON RECORD:** 10-4  
 (1ST IN AFC CENTRAL)

DATE	W-L	SCORE	OPPONENT	ATTENDANCE
12-23-73**	L	16-34	at Miami	74,770

\*\* AFC Divisional Playoff

TEAM STATISTICS	BENGALS	OPPONENTS
TOTAL FIRST DOWNS.....	11	27
Rushing.....	5	18
Passing.....	6	9
Penalty.....	0	0
3rd Down: Made-Att.....	5-14	10-14
3rd Down: Pct.....	35.7	71.4
4th Down: Made-Att.....	0-0	0-0
4th Down: Pct.....	—	—
POSSESSION AVG.....	*NA	*NA
TOTAL NET YARDS.....	194	400
Avg. Per Game.....	194.0	400.0
Total Plays.....	50	71
Avg. Per Play.....	3.9	5.6
NET YARDS RUSHING.....	97	241
Avg. Per Game.....	97.0	241.0
Total Rushes.....	20	52
NET YARDS PASSING.....	97	159
Avg. Per Game.....	97.0	159.0
Sacked-Yards Lost.....	3-16	0-0
Gross Yards.....	113	159
Att.-Completions.....	27-14	19-11
Completion Pct.....	51.9	57.9
Had Intercepted.....	1	2
PUNTS-AVG.....	7-36.3	2-49.0
Net Punting Avg.....	32.6	36.0
PENALTIES-YARDS.....	2-19	1-5
FUMBLES-BALLS LOST.....	0-0	2-1
TOUCHDOWNS.....	1	4
Rushing.....	0	2
Passing.....	0	2
Returns.....	1	0

SCORE BY PERIODS	1	2	3	4	OT	PTS
BENGALS.....	3	13	0	0	0	16
OPPONENTS.....	14	7	10	3	0	34

SCORING	TD	TD-R	TD-P	TD-Rt	PAT	FG	S	PTS
Horst Muhlmann.....	0	0	0	0	1-1	3-3	0	10
Neal Craig.....	1	0	0	1	—	—	0	6
BENGALS.....	1	0	0	1	1-1	3-3	0	16
OPPONENTS.....	4	2	2	0	4-4	2-2	0	34

**Two-point conversions:** \*\*NA.

**Fumbles-lost:** None. BENGALS 0-0, OPPONENTS 2-1.

PASSING	ATT	CMP	YDS	CMP%	YDS/ATT	TD	TD%	INT	INT%	LG	SKD-YDS	RAT
Ken Anderson.....	27	14	113	51.9	4.19	0	0.0	1	3.7	18	3-16	47.3
BENGALS.....	27	14	113	51.9	4.19	0	0.0	1	3.7	18	3-16	47.3
OPPONENTS.....	19	11	159	57.9	8.37	2	10.5	2	10.5	48	0-0	80.7

RUSHING	ATT	YDS	AVG	LG	TD
Boobie Clark.....	7	40	5.7	15	0
Ken Anderson.....	3	26	8.7	22	0
Essex Johnson.....	2	17	8.5	14	0
Lenvil Elliott.....	7	15	2.1	5	0
Isaac Curtis.....	1	-1	-1.0	-1	0
BENGALS.....	20	97	4.9	22	0
OPPONENTS.....	52	241	4.6	27	2

RECEIVING	REC	YDS	AVG	LG	TD
Lenvil Elliott.....	9	53	5.9	16	0
Charlie Joiner.....	2	33	16.5	18	0
Boobie Clark.....	2	18	9.0	12	0
Isaac Curtis.....	1	9	9.0	9	0
BENGALS.....	14	113	8.1	18	0
OPPONENTS.....	11	159	14.5	48	2

INTERCEPTIONS	NO	YDS	AVG	LG	TD
Neal Craig.....	1	45	45.0	45t	1
Tommy Casanova.....	1	0	0.0	0	0
BENGALS.....	2	45	22.5	45t	1
OPPONENTS.....	1	19	19.0	19	0

PUNTING	NO	YDS	AVG	NET	TB	IN-20	LG	BLK.
Dave Lewis.....	7	254	36.3	32.6	1	0	50	0
BENGALS.....	7	254	36.3	32.6	1	0	50	0
OPPONENTS.....	2	98	49.0	36.0	0	0	54	0

PUNT RETURNS	NO	FC	YDS	AVG	LG	TD
Tommy Casanova.....	1	0	15	15.0	15	0
Lemar Parrish.....	1	0	11	11.0	11	0
BENGALS.....	2	0	26	13.0	15	0
OPPONENTS.....	2	4	6	3.0	4	0

KICKOFF RETURNS	NO	YDS	AVG	LG	TD
Lemar Parrish.....	1	25	25.0	25	0
Bernard Jackson.....	1	17	17.0	17	0
BENGALS.....	2	42	21.0	25	0
OPPONENTS.....	2	14	7.0	14	0

FIELD GOALS	1-19	20-29	30-39	40-49	50+
Horst Muhlmann.....	1-1	1-1	0-0	1-1	0-0
BENGALS.....	1-1	1-1	0-0	1-1	0-0
OPPONENTS.....	0-0	0-0	0-0	1-1	1-1

**Horst Muhlmann:** (24G, 46G, 12G).

**Opponents:** (50G, 46G).

DEFENSE***	ST	AT	TT	SKS-YDS	INT-YDS	PD	*FF	FR-YDS
Bill Bergey.....	7	5	12	0-0	0-0	0	(*NA)	0-0
Ron Carpenter.....	7	5	12	0-0	0-0	0	(*NA)	0-0
Al Beauchamp.....	9	2	11	0-0	0-0	0	(*NA)	0-0
Tommy Casanova.....	9	1	10	0-0	1-0	1	(*NA)	0-0
Royce Berry.....	5	1	6	0-0	0-0	0	(*NA)	0-0
Sherman White.....	5	0	5	0-0	0-0	1	(*NA)	0-0
Ken Riley.....	4	1	5	0-0	0-0	0	(*NA)	0-0
Ken Avery.....	3	2	5	0-0	0-0	0	(*NA)	0-0
Neal Craig.....	3	2	5	0-0	1-45	1	(*NA)	0-0
Lemar Parrish.....	3	2	5	0-0	0-0	0	(*NA)	0-0
Ron Pritchard.....	3	2	5	0-0	0-0	0	(*NA)	0-0
Doug Adams.....	1	0	1	0-0	0-0	0	(*NA)	0-0
Tom DeLeone.....	1	0	1	0-0	0-0	0	(*NA)	0-0
Bernard Jackson.....	1	0	1	0-0	0-0	0	(*NA)	0-0
Jim LeClair.....	1	0	1	0-0	0-0	0	(*NA)	1-0
Bob Trumphy.....	1	0	1	0-0	0-0	0	(*NA)	0-0
Mike Reid.....	0	1	1	0-0	0-0	0	(*NA)	0-0

BLOCKED KICKS	BP	BFG	BXP
(none).....	0	0	0

\* NOTE: Time of possession was not recorded until 1977.

\*\* NOTE: The two-point conversion was not instituted in the NFL until 1994.

\*\*\* NOTE: It was not standard practice to separate the three types of defensive statistics — defense, special teams and miscellaneous — until 1988. Thus, the defensive statistics listed above include the combined totals of all three types. All defensive statistics above are press box statistics produced at the games.

^ NOTE: Forced fumbles were not recorded until 1976.



# 1975 POSTSEASON STATISTICS

## POSTSEASON RECORD: 0-1

**HEAD COACH:** PAUL BROWN  
**REGULAR-SEASON RECORD:** 11-3  
 (2ND IN AFC CENTRAL; WILD CARD QUALIFIER)

DATE	W-L	SCORE	OPPONENT	ATTENDANCE
12-28-75**	L	28-31	at Oakland	53,039

\*\* AFC Divisional Playoff

TEAM STATISTICS	BENGALS	OPPONENTS
TOTAL FIRST DOWNS.....	17	27
Rushing.....	8	9
Passing.....	6	15
Penalty.....	3	3
3rd Down: Made-Att.....	3-11	6-14
3rd Down: Pct.....	27.3	42.9
4th Down: Made-Att.....	1-2	0-0
4th Down: Pct.....	50.0	—
POSSESSION AVG.....	*NA	*NA
TOTAL NET YARDS.....	258	358
Avg. Per Game.....	258.0	358.0
Total Plays.....	57	75
Avg. Per Play.....	4.5	4.8
NET YARDS RUSHING.....	97	173
Avg. Per Game.....	97.0	173.0
Total Rushes.....	25	51
NET YARDS PASSING.....	161	185
Avg. Per Game.....	161.0	185.0
Sacked-Yards Lost.....	5-40	1-14
Gross Yards.....	201	199
Att.-Completions.....	27-17	23-17
Completion Pct.....	63.0	73.9
Had Intercepted.....	0	1
PUNTS-AVG.....	6-35.8	1-38.0
Net Punting Avg.....	21.8	31.0
PENALTIES-YARDS.....	5-37	7-64
FUMBLES-BALLS LOST.....	1-0	2-1
TOUCHDOWNS.....	4	4
Rushing.....	2	1
Passing.....	2	3
Returns.....	0	0

SCORE BY PERIODS	1	2	3	4	OT	PTS
BENGALS.....	0	7	7	14	0	28
OPPONENTS.....	3	14	7	7	0	31

SCORING	TD	TD-R	TD-P	TD-Rt	PAT	FG	S	PTS
Isaac Curtis.....	1	0	1	0	—	—	0	6
Lenvil Elliott.....	1	1	0	0	—	—	0	6
Stan Fritts.....	1	1	0	0	—	—	0	6
Charlie Joiner.....	1	0	1	0	—	—	0	6
Dave Green.....	0	0	0	0	4-4	0-0	0	4
BENGALS.....	4	2	2	0	4-4	0-0	0	28
OPPONENTS.....	4	1	3	0	4-4	1-3	0	31

**Two-point conversions:** \*NA.

**Fumbles-lost:** Lyle Blackwood 1-0. BENGALS 1-0, OPPONENTS 2-1.

PASSING	ATT	CMP	YDS	CMP%	YDS/ATT	TD	TD%	INT	INT%	LG	SKD-YDS	RAT
Ken Anderson.....	27	17	201	63.0	7.44	2	7.4	0	0.0	37	5-40	110.3
BENGALS.....	27	17	201	63.0	7.44	2	7.4	0	0.0	37	5-40	110.3
OPPONENTS.....	23	17	199	73.9	8.65	3	13.0	1	4.3	36	1-14	121.2

RUSHING	ATT	YDS	AVG	LG	TD
Boobie Clark.....	8	46	5.8	10	0
Lenvil Elliott.....	4	25	6.3	9	1
Stan Fritts.....	6	14	2.3	6	1
Ken Anderson.....	3	12	4.0	8	0
Essex Johnson.....	3	0	0.0	6	0
Ed Williams.....	1	0	0.0	0	0
BENGALS.....	25	97	3.9	10	2
OPPONENTS.....	51	173	3.4	18	1

RECEIVING	REC	YDS	AVG	LG	TD
Boobie Clark.....	4	38	9.5	26	0
Chip Myers.....	3	67	22.3	37	0
Charlie Joiner.....	3	60	20.0	28	1
Isaac Curtis.....	3	20	6.7	14t	1
Bruce Coslett.....	2	14	7.0	9	0
Lenvil Elliott.....	1	9	9.0	9	0
Bob Trumpy.....	1	-7	-7.0	7	0
BENGALS.....	17	201	11.8	37	2
OPPONENTS.....	17	199	11.7	36	3

INTERCEPTIONS	NO	YDS	AVG	LG	TD
Ken Riley.....	1	34	34.0	34	0
BENGALS.....	1	34	34.0	34	0
OPPONENTS.....	0	0	—	—	0

PUNTING	NO	YDS	AVG	NET	TB	IN-20	LG	BLK.
Dave Green.....	6	215	35.8	21.8	1	0	44	0
BENGALS.....	6	215	35.8	21.8	1	0	44	0
OPPONENTS.....	1	38	38.0	31.0	0	0	38	0

PUNT RETURNS	NO	FC	YDS	AVG	LG	TD
Lyle Blackwood.....	1	0	7	7.0	7	0
BENGALS.....	1	0	7	7.0	7	0
OPPONENTS.....	4	0	64	16.0	24	0

KICKOFF RETURNS	NO	YDS	AVG	LG	TD
Bernard Jackson.....	2	43	21.5	25	0
Lenvil Elliott.....	1	18	18.0	18	0
Lemar Parrish.....	1	10	10.0	10	0
BENGALS.....	4	71	17.8	25	0
OPPONENTS.....	5	121	24.2	37	0

FIELD GOALS	1-19	20-29	30-39	40-49	50+
Dave Green.....	0-0	0-0	0-0	0-0	0-0
BENGALS.....	0-0	0-0	0-0	0-0	0-0
OPPONENTS.....	0-0	1-2	0-0	0-1	0-0

**Dave Green:** (—).  
**Opponents:** (41S, 27G, 21B).

DEFENSE***	ST	AT	TT	SKS-YDS	INT-YDS	PD	*FF	FR-YDS
Jim LeClair.....	13	0	13	0-0	0-0	1	(*NA)	0-0
Bernard Jackson.....	9	0	9	0-0	0-0	1	(*NA)	0-0
Tommy Casanova.....	7	0	7	0-0	0-0	1	(*NA)	0-0
Ron Pritchard.....	7	0	7	0-0	0-0	0	(*NA)	0-0
Ken Riley.....	4	0	4	0-0	1-34	2	(*NA)	0-0
Sherman White.....	4	0	4	0-0	0-0	0	(*NA)	0-0
Al Beauchamp.....	3	0	3	0-0	0-0	0	(*NA)	0-0
Ken Johnson.....	3	0	3	0-0	0-0	0	(*NA)	0-0
Bob Brown.....	2	0	2	1-14	0-0	0	(*NA)	0-0
Ron Carpenter.....	2	0	2	0-0	0-0	0	(*NA)	1-0
Lemar Parrish.....	2	0	2	0-0	0-0	1	(*NA)	0-0
Brad Cousino.....	1	0	1	0-0	0-0	0	(*NA)	0-0
Dave Green.....	1	0	1	0-0	0-0	0	(*NA)	0-0
Bo Harris.....	1	0	1	0-0	0-0	0	(*NA)	0-0
Jack Novak.....	1	0	1	0-0	0-0	0	(*NA)	0-0

BLOCKED KICKS	BP	BFG	BXP
Sherman White.....	0	1	0

\* NOTE: Time of possession was not recorded until 1977.

\*\* NOTE: The two-point conversion was not instituted in the NFL until 1994.

\*\*\* NOTE: It was not standard practice to separate the three types of defensive statistics — defense, special teams and miscellaneous — until 1988. Thus, the defensive statistics listed above include the combined totals of all three types. All defensive statistics above are press box statistics produced at the games.

^ NOTE: Forced fumbles were not recorded until 1976.

# 1981 POSTSEASON STATISTICS

## POSTSEASON RECORD: 2-1

**HEAD COACH:** FORREST GREGG  
**REGULAR-SEASON RECORD:** 12-4  
 (1ST IN AFC CENTRAL)

DATE	W-L	SCORE	OPPONENT	ATTENDANCE
1-3-82**	W	28-21	BUFFALO	55,420
1-10-82***	W	27-7	SAN DIEGO	46,302
1-24-82#	L	21-26	VS. SAN FRANCISCO	81,270

\*\* AFC Divisional Playoff

\*\*\* AFC Championship

# Super Bowl XVI (at Pontiac, Mich.)

TEAM STATISTICS	BENGALS	OPPONENTS
TOTAL FIRST DOWNS	65	59
Rushing	26	31
Passing	33	24
Penalty	6	4
3rd Down: Made-Att.	17-34	16-36
3rd Down: Pct.	50.0	44.4
4th Down: Made-Att.	1-2	0-0
4th Down: Pct.	50.0	—
POSSESSION AVG.	30:28	29:32
TOTAL NET YARDS	979	912
Avg. Per Game	326.3	304.0
Total Plays	180	183
Avg. Per Play	5.4	5.0
NET YARDS RUSHING	351	389
Avg. Per Game	117.0	129.7
Total Rushes	93	99
NET YARDS PASSING	628	523
Avg. Per Game	209.3	174.3
Sacked-Yards Lost	9-39	3-21
Gross Yards	667	544
Att.-Completions	78-54	81-44
Completion Pct.	69.2	54.3
Had Intercepted	2	4
PUNTS-AVG.	10-40.1	9-41.1
Net Punting Avg.	36.0	34.2
PENALTY-TIES-YARDS	16-126	16-136
FUMBLES-BALLS LOST	5-3	6-3
TOUCHDOWNS	10	6
Rushing	5	3
Passing	5	3
Returns	0	0

SCORE BY PERIODS	1	2	3	4	OT	PTS
BENGALS	24	7	17	28	0	76
OPPONENTS	7	27	7	13	0	54

SCORING	TD	TD-R	TD-P	TD-Rt	PAT	FG	S	PTS
Jim Breech	0	0	0	0	10-10	2-3	0	16
Charles Alexander	2	2	0	0	—	—	0	12
Pete Johnson	2	2	0	0	—	—	0	12
Dan Ross	2	0	2	0	—	—	0	12
Ken Anderson	1	1	0	0	—	—	0	6
Don Bass	1	0	1	0	—	—	0	6
Cris Collinsworth	1	0	1	0	—	—	0	6
M.L. Harris	1	0	1	0	—	—	0	6
BENGALS	10	5	5	0	10-10	2-3	0	76
OPPONENTS	6	3	3	0	6-6	4-6	0	54

**Two-point conversions:** \*NA.

**Fumbles-lost:** Cris Collinsworth 2-1, Archie Griffin 1-1, Dan Ross 1-1, Pete Johnson 1-0. BENGALS 5-3, OPPONENTS 6-3.

PASSING	ATT	CMP	YDS	CMP%	YDS/ATT	TD	TD%	INT	INT%	LG	SKD-YDS	RAT
Ken Anderson	77	53	653	68.8	8.48	5	6.5	2	2.6	49	9-39	105.6
Jack Thompson	1	1	14	100.0	14.00	0	0.0	0	0.0	14	0-0	118.8
BENGALS	78	54	667	69.2	8.55	5	6.4	2	2.6	49	9-39	106.1
OPPONENTS	81	44	544	54.3	6.72	3	3.7	4	4.9	54	3-21	67.1

RUSHING	ATT	YDS	AVG	LG	TD
Pete Johnson	52	161	3.1	11	2
Charles Alexander	27	111	4.1	20t	2
Ken Anderson	11	69	6.3	13	1
Archie Griffin	2	8	4.0	4	0
Cris Collinsworth	1	2	2.0	2	0
BENGALS	93	351	3.8	20t	5
OPPONENTS	99	389	3.9	44t	3

RECEIVING	REC	YDS	AVG	LG	TD
Dan Ross	22	244	11.1	19	2
Cris Collinsworth	9	159	17.7	49	1
Isaac Curtis	6	92	15.3	22	0
Pete Johnson	6	45	7.5	14	0
Charles Alexander	6	38	6.3	16	0
Steve Kreider	3	78	26.0	42	0
M.L. Harris	1	8	8.0	8t	1
Don Bass	1	3	3.0	3t	1
BENGALS	54	667	12.4	49	5
OPPONENTS	44	544	12.4	54	3

INTERCEPTIONS	NO	YDS	AVG	LG	TD
Bobby Kemp	1	24	24.0	24	0
Bo Harris	1	16	16.0	16	0
Louis Breeden	1	0	0.0	0	0
Ken Riley	1	0	0.0	0	0
BENGALS	4	40	10.0	24	0
OPPONENTS	2	52	26.0	27	0

PUNTING	NO	YDS	AVG	NET	TB	IN-20	LG	BLK.
Pat McInally	10	401	40.1	36.0	1	2	60	0
BENGALS	10	401	40.1	36.0	1	2	60	0
OPPONENTS	9	370	41.1	34.2	0	0	50	0

PUNT RETURNS	NO	FC	YDS	AVG	LG	TD
Mike Fuller	5	2	62	12.4	27	0
BENGALS	5	2	62	12.4	27	0
OPPONENTS	4	1	21	5.3	7	0

KICKOFF RETURNS	NO	YDS	AVG	LG	TD
David Verser	10	186	18.6	40	0
Guy Frazier	1	0	0.0	0	0
Archie Griffin	1	0	0.0	0	0
BENGALS	12	186	15.5	40	0
OPPONENTS	14	254	18.1	36	0

FIELD GOALS	1-19	20-29	30-39	40-49	50+
Jim Breech	0-0	0-0	2-3	0-0	0-0
BENGALS	0-0	0-0	2-3	0-0	0-0
OPPONENTS	0-0	3-3	0-1	1-1	0-1

**Jim Breech:** (33B), (31G, 38G), (—).

**Opponents:** (—), (37S, 50S), (22G, 26G, 40G, 23G).

DEFENSE**	ST	AT	TT	SKS-YDS	INT-YDS	PD	FF	FR-YDS
Ross Browner	20	4	24	1-9	0-0	0	0	1-0
Reggie Williams	12	7	19	0-0	0-0	3	1	0-0
Bryan Hicks	14	4	18	0-0	0-0	2	1	0-0
Bo Harris	13	5	18	1-5	1-16	1	0	0-0
Glenn Cameron	9	9	18	0-0	0-0	3	1	0-0
Louis Breeden	14	1	15	0-0	1-0	7	0	0-0
Bobby Kemp	9	6	15	0-0	1-24	7	0	0-0
Jim LeClair	6	6	12	0-0	0-0	3	0	0-0
Eddie Edwards	5	3	8	1-7	0-0	0	0	0-0
Ken Riley	6	1	7	0-0	1-0	6	0	0-0
Wilson Whitley	4	3	7	0-0	0-0	0	0	0-0
Ray Griffin	6	0	6	0-0	0-0	1	0	0-0
Tom Dinkel	3	3	6	0-0	0-0	0	0	0-0
Rick Razzano	4	0	4	0-0	0-0	0	1	0-0
Mike St. Clair	2	2	4	0-0	0-0	0	0	0-0
Oliver Davis	1	2	3	0-0	0-0	0	0	0-0
Mike Fuller	2	0	2	0-0	0-0	0	0	0-0
Guy Frazier	1	1	2	0-0	0-0	0	0	0-0
John Simmons	1	1	2	0-0	0-0	0	0	1-0
Jim Breech	1	0	1	0-0	0-0	0	0	0-0
Jim Hargrove	1	0	1	0-0	0-0	0	0	0-0
Max Montoya	1	0	1	0-0	0-0	0	1	0-0
David Verser	1	0	1	0-0	0-0	0	0	0-0
Mike Wilson	1	0	1	0-0	0-0	0	0	0-0
Blair Bush	0	1	1	0-0	0-0	0	0	0-0
Don Bass	0	0	0	0-0	0-0	1	0	1-0

BLOCKED KICKS	BP	BFG	BXP
(none)	0	0	0

\* NOTE: The two-point conversion was not instituted in the NFL until 1994.

\*\* NOTE: It was not standard practice to separate the three types of defensive statistics — defense, special teams and miscellaneous — until 1988. Thus, the defensive statistics listed above include the combined totals of all three types. All defensive statistics above are press box statistics produced at the games.

# 1982 POSTSEASON STATISTICS

## POSTSEASON RECORD: 0-1

**HEAD COACH:** FORREST GREGG  
**REGULAR-SEASON RECORD:** 7-2  
 (3RD IN AFC)

DATE	W-L	SCORE	OPPONENT	ATTENDANCE
1-9-83+	L	17-44	N.Y. JETS	57,560

+ AFC First-Round Playoff (Super Bowl Tournament)

TEAM STATISTICS		BENGALS	OPPONENTS
TOTAL FIRST DOWNS	.....	23	27
Rushing	.....	3	12
Passing	.....	18	13
Penalty	.....	2	2
3rd Down: Made-Att	.....	7-10	6-9
3rd Down: Pct	.....	70.0	66.7
4th Down: Made-Att	.....	0-0	0-0
4th Down: Pct	.....	—	—
POSSESSION AVG	.....	31:16	28:44
TOTAL NET YARDS	.....	395	517
Avg. Per Game	.....	395.0	517.0
Total Plays	.....	61	63
Avg. Per Play	.....	6.5	8.2
NET YARDS RUSHING	.....	62	234
Avg. Per Game	.....	62.0	234.0
Total Rushes	.....	21	34
NET YARDS PASSING	.....	333	283
Avg. Per Game	.....	333.0	283.0
Sacked-Yards Lost	.....	4-21	0-0
Gross Yards	.....	354	283
Att.-Completions	.....	36-26	29-21
Completion Pct	.....	72.2	72.4
Had Intercepted	.....	3	1
PUNTS-AVG	.....	2-43.0	0-0.0
Net Punting Avg	.....	42.0	—
PENALTIES-YARDS	.....	7-60	12-95
FUMBLES-BALLS LOST	.....	2-1	2-1
TOUCHDOWNS	.....	2	5
Rushing	.....	0	2
Passing	.....	2	2
Returns	.....	0	1

SCORE BY PERIODS	1	2	3	4	OT	PTS
BENGALS	.....	14	0	3	0	17
OPPONENTS	.....	3	17	3	21	44

SCORING	TD	TD-R	TD-P	TD-Rt	PAT	FG	S	PTS
Isaac Curtis.....	1	0	1	0	—	—	0	6
Dan Ross.....	1	0	1	0	—	—	0	6
Jim Breech.....	0	0	0	0	2-2	1-2	0	5
BENGALS.....	2	0	2	0	2-2	1-2	0	17
OPPONENTS.....	5	2	2	1	5-5	3-3	0	44

**Two-point conversions:** \*NA

**Fumbles-lost:** Archie Griffin 1-1, David Verser 1-0. BENGALS 2-1, OPPONENTS 2-1.

PASSING	ATT	CMP	YDS	CMP%	YDS/ATT	TD	TD%	INT	INT%	LG	SKD-YDS	RAT
Ken Anderson .....	35	26	354	74.3	10.11	2	5.7	3	8.6	53	4-21	89.5
Turk Schonert .....	1	0	0	0.0	0.0	0	0.0	0	0.0	—	0-0	39.6
BENGALS .....	36	26	354	72.2	9.83	2	5.6	3	8.3	53	4-21	87.0
OPPONENTS .....	29	21	283	72.4	9.76	2	6.9	1	3.4	49	0-0	111.7

<b>RUSHING</b>	<b>ATT</b>	<b>YDS</b>	<b>AVG</b>	<b>LG</b>	<b>TD</b>
Pete Johnson.....	9	26	2.9	14	0
Archie Griffin.....	3	17	5.7	8	0
Charles Alexander.....	7	14	2.0	6	0
Ken Anderson.....	2	5	2.5	3	0
BENGALS.....	21	62	3.0	14	0
OPPONENTS.....	34	234	6.9	35	2

RECEIVING	REC	YDS	AVG	LG	TD
Cris Collinsworth.....	7	120	17.1	53	0
Dan Ross.....	6	89	14.8	26	1
Isaac Curtis.....	3	63	21.0	32t	1
Steve Kreider.....	3	41	13.7	17	0
Archie Griffin.....	3	14	4.7	6	0
Pete Johnson.....	3	7	2.3	9	0
M.L. Harris.....	1	20	20.0	20	0
BENGALS.....	26	354	13.6	53	2
OPPONENTS.....	21	283	13.5	49	2

INTERCEPTIONS	NO	YDS	AVG	LG	TD
Ken Riley .....	1	0	0.0	0	0
BENGALS .....	1	0	0.0	0	0
OPPONENTS	3	138	46.0	98ft	1

PUNTING								
	NO	YDS	AVG	NET	TB	IN-20	LG	BLK.
Pat McNally	2	86	43.0	42.0	0	0	45	0
BENGALS	2	86	43.0	42.0	0	0	45	0
OPPONENTS	0	0			0	0		0

PUNT RETURNS	NO	FC	YDS	AVG	LG	TD
(none)	.....	0	0	—	—	0
BENGALS	.....	0	0	—	—	0
OPPONENTS	.....	1	1	2.0	2	0

KICKOFF RETURNS	NO	YDS	AVG	LG	TD
David Verser.....	7	116	16.6	21	0
Rodney Tate.....	1	22	22.0	22	0
BENGALS.....	8	138	17.3	22	0
OPPONENTS.....	4	69	17.3	20	0

FIELD GOALS	1-19	20-29	30-39	40-49	50+
Jim Breech.....	0-0	1-1	0-0	0-1	0-0
BENGALS.....	0-0	1-1	0-0	0-1	0-0
OPPONENTS.....	0-0	1-1	1-1	1-1	0-0

**Jim Breech:** (20G, 46WR).

**Opponents:** (32G, 24G, 47G).

DEFENSE**	ST	AT	TT	SKS-YDS	INT-YDS	PD	FF	FR-YDS
Glenn Cameron.....	8	0	8	0-0	0-0	0	0	0-0
Ross Browner.....	6	2	8	0-0	0-0	0	0	0-0
Reggie Williams.....	6	1	7	0-0	0-0	0	0	0-0
Ken Riley.....	5	1	6	0-0	1-0	1	0	0-0
Ray Griffin.....	5	0	5	0-0	0-0	0	0	0-0
Bobby Kemp.....	5	0	5	0-0	0-0	1	2	0-0
Mike Fuller.....	4	0	4	0-0	0-0	0	0	1-20
Bo Harris.....	4	0	4	0-0	0-0	0	0	0-0
Jim LeClair.....	2	2	4	0-0	0-0	0	0	0-0
Louis Breeden.....	1	2	3	0-0	0-0	0	0	0-0
Eddie Edwards.....	2	0	2	0-0	0-0	0	0	0-0
Bryan Hicks.....	2	0	2	0-0	0-0	0	0	0-0
John Simmons.....	2	0	2	0-0	0-0	0	0	0-0
Oliver Davis.....	1	0	1	0-0	0-0	0	0	0-0
Guy Frazier.....	1	0	1	0-0	0-0	0	0	0-0
Robert Jackson.....	1	0	1	0-0	0-0	0	0	0-0
Anthony Munoz.....	1	0	1	0-0	0-0	0	0	0-0
Dan Ross.....	1	0	1	0-0	0-0	0	0	0-0
David Verser.....	1	0	1	0-0	0-0	0	0	0-0
Wilson Whitley.....	1	0	1	0-0	0-0	1	0	0-0
Rick Razzano.....	0	1	1	0-0	0-0	0	0	0-0

BLOCKED KICKS	BP	BFG	BXP
(none).....	0	0	0

\* NOTE: The two-point conversion was not instituted in the NFL until 1994.

\*\* NOTE: It was not standard practice to separate the three types of defensive statistics — defense, special teams and miscellaneous — until 1988. Thus, the defensive statistics listed above include the combined totals of all three types. All defensive statistics above are press box statistics produced at the games.

# 1988 POSTSEASON STATISTICS

## POSTSEASON RECORD: 2-1

**HEAD COACH:** SAM WYCHE  
**REGULAR-SEASON RECORD:** 12-4  
 (1ST IN AFC CENTRAL)

DATE	W-L	SCORE	OPPONENT	ATTENDANCE
12-31-88**	W	21-13	SEATTLE	58,560
1-8-89***	W	21-10	BUFFALO	59,747
1-22-89###	L	16-20	vs. San Francisco	75,129

\*\* AFC Divisional Playoff

\*\*\* AFC Championship

### Super Bowl XXIII (at Miami, Fla.)

### TEAM STATISTICS

	BENGALS	OPPONENTS
TOTAL FIRST DOWNS	58	52
Rushing	39	9
Passing	16	40
Penalty	3	3
3rd Down: Made-Att.	17-41	6-35
3rd Down: Pct.	41.5	17.1
4th Down: Made-Att.	1-3	2-5
4th Down: Pct.	33.3	40.0
POSSESSION AVG.	35:50	24:10
TOTAL NET YARDS	823	928
Avg. Per Game	274.3	309.3
Total Plays	199	186
Avg. Per Play	4.1	5.0
NET YARDS RUSHING	535	179
Avg. Per Game	178.3	59.7
Total Rushes	125	60
NET YARDS PASSING	288	749
Avg. Per Game	96.0	249.7
Sacked-Yards Lost	10-58	10-68
Gross Yards	346	817
Att.-Completions	64-29	116-61
Completion Pct.	45.3	52.6
Had Intercepted	3	5
PUNTS-AVG.	17-42.2	16-42.8
Net Punting Avg.	37.1	39.8
PENALTY-TIES-YARDS	13-139	14-127
FUMBLES-BALLS LOST	6-2	5-2
TOUCHDOWNS	7	5
Rushing	5	1
Passing	1	4
Returns	1	0

### SCORE BY PERIODS

	1	2	3	4	OT	PTS
BENGALS	14	24	10	10	0	58
OPPONENTS	3	10	3	27	0	43

### SCORING

	TD	TD-R	TD-P	TD-Rt	PAT	FG	S	PTS
Ickey Woods	3	3	0	0	—	—	0	18
Jim Breech	0	0	0	0	7-7	3-3	0	16
Stanley Wilson	2	2	0	0	—	—	0	12
James Brooks	1	0	1	0	—	—	0	6
Stanford Jennings	1	0	0	1	—	—	0	6
BENGALS	7	5	1	1	7-7	3-3	0	58
OPPONENTS	5	1	4	0	4-5	3-6	0	43

**Two-point conversions:** \*NA.

**Fumbles-lost:** Boomer Esiason 3-1, Ira Hillary 2-1, Rickey Dixon 1-0. BENGALS 6-2, OPPONENTS 5-2.

PASSING	ATT	CMP	YDS	CMP%	YDS/ATT	TD	TD%	INT	INT%	LG	SKD-YDS	RAT
Boomer Esiason	64	29	346	45.3	5.41	1	1.6	3	4.7	30	10-58	48.0
BENGALS	64	29	346	45.3	5.41	1	1.6	3	4.7	30	10-58	48.0
OPPONENTS	116	61	817	52.6	7.04	4	3.4	5	4.3	44	10-68	68.8

RUSHING	ATT	YDS	AVG	LG	TD
Ickey Woods	72	307	4.3	30	3
James Brooks	26	102	3.9	26	0
Stanley Wilson	12	74	6.2	20	2
Boomer Esiason	12	37	3.1	29	0
Stanford Jennings	3	15	5.0	8	0
BENGALS	125	535	4.3	30	5
OPPONENTS	60	179	3.0	13	1

RECEIVING	REC	YDS	AVG	LG	TD
Rodney Holman	7	82	11.7	24	0
Cris Collinsworth	5	75	15.0	30	0
James Brooks	5	62	12.4	20	1
Eddie Brown	4	55	13.8	23	0
Tim McGee	4	37	9.3	18	0
Jim Riggs	3	18	6.0	13	0
Ira Hillary	1	17	17.0	17	0
BENGALS	29	346	11.9	30	1
OPPONENTS	61	817	13.4	44	4

INTERCEPTIONS	NO	YDS	AVG	LG	TD
Eric Thomas	2	26	13.0	26	0
David Fulcher	1	0	0.0	0	0
Solomon Wilcotts	1	0	0.0	0	0
Lewis Billups	1	-3	-3.0	-3	0
BENGALS	5	23	4.6	26	0
OPPONENTS	3	25	8.3	25	0

PUNTING	NO	YDS	AVG	NET	TB	IN-20	LG	BLK.
Lee Johnson	17	718	42.2	37.1	0	7	63	0
BENGALS	17	718	42.2	37.1	0	7	63	0
OPPONENTS	16	684	42.8	39.8	0	2	55	0

PUNT RETURNS	NO	FC	YDS	AVG	LG	TD
Ira Hillary	6	1	43	7.2	16	0
Ray Horton	1	0	5	5.0	5	0
Rickey Dixon	1	0	0	0.0	0	0
BENGALS	8	1	48	6.0	16	0
OPPONENTS	9	2	88	9.8	45	0

KICKOFF RETURNS	NO	YDS	AVG	LG	TD
Stanford Jennings	4	154	38.5	93t	1
Ira Hillary	3	24	8.0	13	0
James Brooks	2	38	19.0	23	0
BENGALS	9	216	24.0	93t	1
OPPONENTS	11	200	18.2	26	0

FIELD GOALS	1-19	20-29	30-39	40-49	50+
Jim Breech	0-0	0-0	1-1	2-2	0-0
BENGALS	0-0	0-0	1-1	2-2	0-0
OPPONENTS	0-1	0-0	2-2	1-3	0-0

**Jim Breech:** (—), (—), (34G, 43G, 40G).

**Opponents:** (—), (43WL, 39G), (41G, 19WL, 32G, 49WR).

DEFENSE**	ST	AT	TT	SKS-YDS	INT-YDS	PD	FF	FR-YDS
Reggie Williams	13	4	17	3-21	0-0	0	0	0-0
Solomon Wilcotts	12	2	14	0-0	1-0	2	0	0-0
David Fulcher	10	3	13	1-6	1-0	4	1	0-0
Tim Krumrie	8	5	13	0-0	0-0	0	1	0-0
Lewis Billups	9	3	12	0-0	1-(-3)	7	0	0-0
Eric Thomas	10	1	11	0-0	2-26	10	0	0-0
Jason Buck	6	5	11	3-19	0-0	0	0	0-0
Barney Bussey	8	1	9	0-0	0-0	1	0	0-0
Leon White	8	1	9	0-0	0-0	0	0	0-0
Carl Zander	7	2	9	0-0	0-0	0	0	0-0
Ray Horton	6	2	8	0-0	0-0	0	1	0-0
David Grant	5	1	6	2-12	0-0	0	0	0-0
Leo Barker	4	1	5	0-0	0-0	0	0	0-0
Rickey Dixon	4	1	5	0-0	0-0	1	0	0-0
Joe Kelly	2	2	4	0-0	0-0	0	0	0-0
Jim Skow	2	1	3	1-10	0-0	0	0	2-0
Skip McClendon	2	0	2	0-0	0-0	0	0	0-0
Emmanuel King	0	1	1	0-0	0-0	0	0	0-0

SPECIAL TEAMS**	ST	AT	TT	FF	FR-YDS	BP	BFG	BXP
Barney Bussey	4	0	4	0	0-0	0	0	0
Leo Barker	2	2	4	0	0-0	0	0	0
Carl Parker	3	0	3	0	0-0	0	0	0
Ed Brady	2	1	3	0	0-0	0	0	0
Jim Riggs	2	0	2	0	0-0	0	0	0
Daryl Smith	2	0	2	0	0-0	0	0	0
Leon White	2	0	2	0	0-0	0	0	0
Ray Horton	1	0	1	0	0-0	0	0	0
Stanley Wilson	1	0	1	0	0-0	0	0	0
Stanford Jennings	0	1	1	0	0-0	0	0	0
Emmanuel King	0	1	1	0	0-0	0	0	0

### MISCELLANEOUS DEFENSE\*\*

	ST	AT	TT	FF	FR-YDS
Eddie Brown	1	0	1	0	0-0
Rodney Holman	1	0	1	0	0-0

\* NOTE: The two-point conversion was not instituted in the NFL until 1994.

\*\* NOTE: All defensive statistics above are press box statistics produced at the games.

# 1990 POSTSEASON STATISTICS

## POSTSEASON RECORD: 1-1

**HEAD COACH:** SAM WYCHE  
**REGULAR-SEASON RECORD:** 9-7  
 (1ST IN AFC CENTRAL)

DATE	W-L	SCORE	OPPONENT	ATTENDANCE
1-6-91*	W	41-14	HOUSTON	60,012
1-13-91**	L	10-20	at L.A. Raiders	92,045

\* AFC Wild Card Playoff  
 \*\* AFC Divisional Playoff

TEAM STATISTICS	BENGALS	OPPONENTS
TOTAL FIRST DOWNS	36	33
Rushing	22	15
Passing	12	18
Penalty	2	0
3rd Down: Made-Att.	9-25	7-20
3rd Down: Pct.	36.0	35.0
4th Down: Made-Att.	2-2	1-2
4th Down: Pct.	100.0	50.0
POSSESSION AVG.	34:01	25:59
TOTAL NET YARDS	531	615
Avg. Per Game	265.5	307.5
Total Plays	117	103
Avg. Per Play	4.5	6.0
NET YARDS RUSHING	311	302
Avg. Per Game	155.5	151.0
Total Rushes	73	45
NET YARDS PASSING	220	313
Avg. Per Game	110.0	156.5
Sacked-Yards Lost	4-46	4-24
Gross Yards	266	337
Att.-Completions	40-23	54-27
Completion Pct.	57.5	50.0
Had Intercepted	0	2
PUNTS-AVG.	8-49.1	8-41.9
Net Punting Avg.	41.8	34.1
PENALTIES-YARDS	5-45	5-33
FUMBLES-BALLS LOST	2-0	2-1
TOUCHDOWNS	6	4
Rushing	3	0
Passing	3	4
Returns	0	0

SCORE BY PERIODS	1	2	3	4	OT	PTS
BENGALS	10	13	14	14	0	51
OPPONENTS	0	7	10	17	0	34

SCORING	TD	TD-R	TD-P	TD-Rt	PAT	FG	S	PTS
Jim Breech	0	0	0	0	6-6	3-3	0	15
Eric Ball	1	1	0	0	—	—	0	6
Boomer Esiason	1	1	0	0	—	—	0	6
Harold Green	1	0	1	0	—	—	0	6
Stanford Jennings	1	0	1	0	—	—	0	6
Eric Kattus	1	0	1	0	—	—	0	6
Ickey Woods	1	1	0	0	—	—	0	6
BENGALS	6	3	3	0	6-6	3-3	0	51
OPPONENTS	4	0	4	0	4-4	2-2	0	34

**Two-point conversions:** \*NA.

**Fumbles-lost:** David Fulcher 1-0, Stanford Jennings 1-0.  
 BENGALS 2-0, OPPONENTS 2-1.

PASSING	ATT	CMP	YDS	CMP%	YDS/ATT	TD	TD%	INT	INT%	LG	SKD-YDS	RAT
Boomer Esiason	35	22	254	62.9	7.26	3	8.6	0	0.0	46	4-46	113.3
Erik Wilhelm	5	1	12	20.0	2.40	0	0.0	0	0.0	12	0-0	39.6
BENGALS	40	23	266	57.5	6.65	3	7.5	0	0.0	46	4-46	102.7
OPPONENTS	54	27	337	50.0	6.24	4	7.4	2	3.7	41t	4-24	79.0

RUSHING	ATT	YDS	AVG	LG	TD
Ickey Woods	17	84	4.9	18	1
Boomer Esiason	7	68	9.7	14	1
Harold Green	11	55	5.0	12	0
Eric Ball	12	47	3.9	14	1
James Brooks	17	43	2.5	14	0
Stanford Jennings	6	16	2.7	10	0
Erik Wilhelm	3	-2	-0.7	0	0
BENGALS	73	311	4.3	18	3
OPPONENTS	45	302	6.7	34	0

RECEIVING	REC	YDS	AVG	LG	TD
Rodney Holman	4	102	25.5	46	0
Eddie Brown	4	32	8.0	15	0
Stanford Jennings	3	23	7.7	12	1
Tim McGee	3	23	7.7	19	0
Ickey Woods	3	18	6.0	9	0
Eric Kattus	2	19	9.5	10	1
Harold Green	2	15	7.5	13	1
James Brooks	1	22	22.0	22	0
Mike Barber	1	12	12.0	12	0
BENGALS	23	266	11.6	46	3
OPPONENTS	27	337	12.5	41t	4

INTERCEPTIONS	NO	YDS	AVG	LG	TD
David Fulcher	2	54	27.0	43	0
BENGALS	2	54	27.0	43	0
OPPONENTS	0	0	—	—	0

PUNTING	NO	YDS	AVG	NET	TB	IN-20	LG	BLK.
Lee Johnson	8	393	49.1	41.8	0	1	64	0
BENGALS	8	393	49.1	41.8	0	1	64	0
OPPONENTS	8	335	41.9	34.1	1	4	52	0

PUNT RETURNS	NO	FC	YDS	AVG	LG	TD
Mitchell Price	3	0	42	14.0	34	0
BENGALS	3	0	42	14.0	34	0
OPPONENTS	4	2	59	14.8	19	0

KICKOFF RETURNS	NO	YDS	AVG	LG	TD
Stanford Jennings	4	86	21.5	30	0
Eric Ball	2	42	21.0	28	0
Eddie Brown	1	12	12.0	12	0
BENGALS	7	140	20.0	30	0
OPPONENTS	7	132	18.9	37	0

FIELD GOALS	1-19	20-29	30-39	40-49	50+
Jim Breech	0-0	2-2	1-1	0-0	0-0
BENGALS	0-0	2-2	1-1	0-0	0-0
OPPONENTS	0-0	1-1	0-0	1-1	0-0

**Jim Breech:** (27G, 30G), (27G).

**Opponents:** (—), (49G, 25G).

DEFENSE**	ST	AT	TT	SKS-YDS	INT-YDS	PD	FF	FR-YDS
Barney Bussey	12	0	12	0-0	0-0	0	0	0-0
Eric Thomas	8	1	9	0-0	0-0	1	0	0-0
David Grant	7	2	9	1-5	0-0	2	0	0-0
David Fulcher	5	4	9	0-0	2-54	4	0	0-0
James Francis	6	2	8	0-0	0-0	1	0	1-0
Tim Krumrie	6	1	7	0-0	0-0	0	0	0-0
Kevin Walker	4	1	5	0-0	0-0	0	0	0-0
Carl Zander	4	1	5	1-10	0-0	1	0	0-0
Lewis Billups	4	0	4	0-0	0-0	1	0	0-0
Rod Jones	3	1	4	0-0	0-0	1	0	0-0
Skip McClendon	3	1	4	0-0	0-0	0	0	0-0
Leon White	3	0	3	0-0	0-0	0	0	0-0
Solomon Wilcotts	1	1	2	0-0	0-0	1	0	0-0
Jason Buck	1	0	1	1-3	0-0	0	0	0-0
Carl Carter	1	0	1	0-0	0-0	0	0	0-0
(team)	—	—	—	1-6	—	—	—	—

SPECIAL TEAMS**	ST	AT	TT	FF	FR-YDS	BP	BFG	BXP
Ed Brady	3	0	3	0	0-0	0	0	0
Carl Zander	1	1	2	0	0-0	0	0	0
Eric Ball	1	0	1	0	0-0	0	0	0
Leo Barker	1	0	1	0	0-0	0	0	0
Barney Bussey	1	0	1	0	0-0	0	0	0
Carl Carter	1	0	1	0	0-0	0	0	0
Mitchell Price	1	0	1	0	0-0	0	0	0
Natu Tuatagaloa	1	0	1	0	0-0	0	0	0
Kevin Walker	0	1	1	0	0-0	0	0	0

MISCELLANEOUS DEFENSE**	ST	AT	TT	FF	FR-YDS
(none)	0	0	0	0	0-0

\* NOTE: The two-point conversion was not instituted in the NFL until 1994.

\*\* NOTE: All defensive statistics above are press box statistics produced at the games.



# 2005 POSTSEASON STATISTICS

## POSTSEASON RECORD: 0-1

**HEAD COACH:** MARVIN LEWIS  
**REGULAR-SEASON RECORD:** 11-5  
 (1ST IN AFC NORTH)

DATE	W-L	SCORE	OPPONENT	ATTENDANCE
1-8-06*	L	17-31	PITTSBURGH	65,870

\* AFC Wild Card Playoff

TEAM STATISTICS	BENGALS	OPPONENTS
TOTAL FIRST DOWNS.....	19	19
Rushing.....	4	9
Passing.....	13	8
Penalty.....	2	2
3rd Down: Made-Att.....	9-16	6-11
3rd Down Pct.....	56.3	54.5
4th Down: Made-Att.....	0-1	0-0
4th Down Pct.....	0.0	—
POSSESSION AVG.....	31:03	28:57
TOTAL NET YARDS.....	327	346
Avg. Per Game.....	327.0	346.0
Total Plays.....	65	56
Avg. Per Play.....	5.0	6.2
NET YARDS RUSHING.....	84	144
Avg. Per Game.....	84.0	144.0
Total Rushes.....	20	34
NET YARDS PASSING.....	243	202
Avg. Per Game.....	243.0	202.0
Sacked-Yards Lost.....	4-20	1-6
Gross Yards.....	263	208
Att.-Completions.....	41-25	21-14
Completion Pct.....	66.7	66.7
Had Intercepted.....	2	0
PUNTS-AVG.....	3-43.7	3-47.0
Net Punting Avg.....	36.7	35.3
PENALTIES-YARDS.....	7-90	6-39
FUMBLES-BALLS LOST.....	2-0	0-0
TOUCHDOWNS.....	2	4
Rushing.....	1	1
Passing.....	1	3
Returns.....	0	0

SCORE BY PERIODS	1	2	3	4	OT	PTS
BENGALS.....	10	7	0	0	0	17
OPPONENTS.....	0	14	14	3	0	31

SCORING	TD	TD-R	TD-P	TD-Rt	K-PAT	FG	S	PTS
T.J. Houshmandzadeh.....	1	0	1	0	—	—	0	6
Rudi Johnson.....	1	1	0	0	—	—	0	6
Shayne Graham.....	0	0	0	0	2-2	1-1	0	5
BENGALS.....	2	1	1	0	2-2	1-1	0	17
OPPONENTS.....	4	1	3	0	4-4	1-1	0	31

**Two-point conversions:** None. BENGALS 0-0 (0-0 R, 0-0 P),  
 OPPONENTS 0-0 (0-0 R, 0-0 P).

**Fumbles-lost:** Jon Kitna 1-0, Brad St. Louis 1-0. BENGALS 2-0,  
 OPPONENTS 0-0.

PASSING	ATT	CMP	YDS	CMP%	YDS/ATT	TD	TD%	INT	INT%	LG	SKD-YDS	RAT
Jon Kitna.....	40	24	197	60.0	4.93	1	2.5	2	5.0	24	4-20	60.1
Carson Palmer.....	1	1	66	100.0	66.00	0	0.0	0	0.0	66	0-0	118.8
BENGALS.....	41	25	263	61.0	6.41	1	2.4	2	4.9	66	4-20	67.4
OPPONENTS.....	21	14	208	66.7	9.90	3	14.3	0	0.0	54	1-6	138.5

RUSHING	ATT	YDS	AVG	LG	TD
Rudi Johnson.....	13	56	4.3	20t	1
Jon Kitna.....	4	25	6.3	12	0
Chris Perry.....	2	3	1.5	2	0
Kyle Larson.....	1	0	0.0	0	0
BENGALS.....	20	84	4.2	20t	1
OPPONENTS.....	34	144	4.2	26	1

RECEIVING	REC	YDS	AVG	LG	TD
Chris Perry.....	6	11	1.8	6	0
Kevin Walter.....	5	73	14.6	24	0
Chad Johnson.....	4	59	14.8	24	0
T.J. Houshmandzadeh.....	4	25	6.3	8	1
Rudi Johnson.....	2	14	7.0	11	0
Matt Schobel.....	2	11	5.5	8	0
Chris Henry.....	1	66	66.0	66	0
Reggie Kelly.....	1	4	4.0	4	0
BENGALS.....	25	263	10.5	66	1
OPPONENTS.....	14	208	14.9	54	3

INTERCEPTIONS	NO	YDS	AVG	LG	TD
(none).....	0	0	—	—	0
BENGALS.....	0	0	—	—	0
OPPONENTS.....	2	31	15.5	22	0

PUNTING	NO	YDS	AVG	NET	TB	IN-20	LG	BLK.
Kyle Larson.....	3	131	43.7	36.7	0	0	51	0
BENGALS.....	3	131	43.7	36.7	0	0	51	0
OPPONENTS.....	3	141	47.0	35.3	1	1	49	0

PUNT RETURNS	NO	FC	YDS	AVG	LG	TD
Keiwan Ratliff.....	2	0	15	7.5	8	0
BENGALS.....	2	0	15	7.5	8	0
OPPONENTS.....	2	0	21	10.5	14	0

KICKOFF RETURNS	NO	YDS	AVG	LG	TD
Tab Perry.....	5	119	23.8	32	0
Kevin Walter.....	1	8	8.0	8	0
BENGALS.....	6	127	21.2	32	0
OPPONENTS.....	4	94	23.5	36	0

FIELD GOALS	1-19	20-29	30-39	40-49	50+
Shayne Graham.....	0-0	1-1	0-0	0-0	0-0
BENGALS.....	0-0	1-1	0-0	0-0	0-0
OPPONENTS.....	0-0	1-1	0-0	0-0	0-0

**Shayne Graham:** (23G).

**Opponents:** (21G).

DEFENSE*	ST	AT	TT	SKS-YDS	INT-YDS	PD	FF	FR-YDS
David Pollack.....	5	3	8	1-6	0-0	0	0	0-0
Odell Thurman.....	3	5	8	0-0	0-0	0	0	0-0
Kevin Kaesviharn.....	4	2	6	0-0	0-0	0	0	0-0
Ifeanyi Ohailete.....	4	0	4	0-0	0-0	0	0	0-0
Deltha O'Neal.....	4	0	4	0-0	0-0	1	0	0-0
Tory James.....	3	1	4	0-0	0-0	0	0	0-0
Brian Simmons.....	3	1	4	0-0	0-0	0	0	0-0
Justin Smith.....	3	1	4	0-0	0-0	0	0	0-0
Robert Geathers.....	2	0	2	0-0	0-0	1	0	0-0
Landon Johnson.....	0	2	2	0-0	0-0	0	0	0-0
Bryan Robinson.....	1	0	1	0-0	0-0	0	0	0-0
Rashad Bauman.....	0	1	1	0-0	0-0	0	0	0-0
Hannibal Navies.....	0	1	1	0-0	0-0	0	0	0-0
Shaun Smith.....	0	1	1	0-0	0-0	0	0	0-0

SPECIAL TEAMS*	ST	AT	TT	FF	FR-YDS	BP	BFG	BXP
Tony Stewart.....	2	0	2	0	0-0	0	0	0
Patrick Body.....	1	0	1	0	0-0	0	0	0
Shayne Graham.....	1	0	1	0	0-0	0	0	0
Anthony Mitchell.....	1	0	1	0	0-0	0	0	0
Marcus Wilkins.....	1	0	1	0	0-0	0	0	0

MISCELLANEOUS DEFENSE*	ST	AT	TT	FF	FR-YDS
T.J. Houshmandzadeh.....	2	0	2	0	0-0

\* NOTE: All defensive statistics above are press box statistics produced at the games.

# 2009 POSTSEASON STATISTICS

## POSTSEASON RECORD: 0-1

**HEAD COACH:** MARVIN LEWIS  
**REGULAR-SEASON RECORD:** 10-6  
 (1ST IN AFC NORTH)

DATE	W-L	SCORE	OPPONENT	ATTENDANCE
1-9-10*	L	14-24	N.Y. JETS	63,686

\* AFC Wild Card Playoff

TEAM STATISTICS	BENGALS	OPPONENTS
TOTAL FIRST DOWNS.....	18	15
Rushing.....	6	7
Passing.....	7	8
Penalty.....	5	0
3rd Down: Made-Att.....	5-14	3-12
3rd Down Pct.....	35.7	25.0
4th Down: Made-Att.....	0-1	0-0
4th Down Pct.....	0.0	—
POSSESSION AVG.....	26:58	33:02
TOTAL NET YARDS.....	281	353
Avg. Per Game.....	281.0	353.0
Total Plays.....	61	56
Avg. Per Play.....	4.6	6.3
NET YARDS RUSHING.....	171	171
Avg. Per Game.....	171.0	171.0
Total Rushes.....	22	41
NET YARDS PASSING.....	110	182
Avg. Per Game.....	110.0	182.0
Sacked-Yards Lost.....	3-36	0-0
Gross Yards.....	146	182
Att.-Completions.....	36-18	15-12
Completion Pct.....	50.0	80.0
Had Intercepted.....	1	0
PUNTS-AVG.....	4-48.0	7-31.4
Net Punting Avg.....	36.5	28.1
PENALTIES-YARDS.....	6-55	9-76
FUMBLES-BALLS LOST.....	2-1	0-0
TOUCHDOWNS.....	2	3
Rushing.....	1	2
Passing.....	1	1
Returns.....	0	0

SCORE BY PERIODS	1	2	3	4	OT	PTS
BENGALS.....	7	0	0	7	0	14
OPPONENTS.....	0	14	7	3	0	24

SCORING	TD	TD-R	TD-P	TD-Rt	K-PAT	FG	S	PTS
Cedric Benson.....	1	1	0	0	—	—	0	6
Laveranues Coles.....	1	0	1	0	—	—	0	6
Shayne Graham.....	0	0	0	0	2-2	0-2	0	2
BENGALS.....	2	1	1	0	2-2	0-2	0	14
OPPONENTS.....	3	2	1	0	3-3	1-1	0	24

**Two-point conversions:** BENGALS 0-0 (0-0 R, 0-0 P),  
 OPPONENTS 0-0 (0-0 R, 0-0 P).

**Fumbles-lost:** Laveranues Coles 1-1, Carson Palmer 1-0.  
 BENGALS 2-1, OPPONENTS 0-0.

PASSING	ATT	CMP	YDS	CMP%	YDS/ATT	TD	TD%	INT	INT%	LG	SKD-YDS	RAT
Carson Palmer.....	36	18	146	50.0	4.06	1	2.8	1	2.8	19	3-36	58.3
BENGALS.....	36	18	146	50.0	4.06	1	2.8	1	2.8	19	3-36	58.3
OPPONENTS.....	15	12	182	80.0	12.13	1	6.7	0	0.0	45t	0-0	139.4

RUSHING	ATT	YDS	AVG	LG	TD
Cedric Benson.....	21	169	8.0	47t	1
Carson Palmer.....	1	2	2.0	2	0
BENGALS.....	22	171	7.8	47t	1
OPPONENTS.....	41	171	4.2	39t	2

RECEIVING	REC	YDS	AVG	LG	TD
Laveranues Coles.....	6	48	8.0	13	1
Quan Cosby.....	3	26	8.7	14	0
Cedric Benson.....	3	12	4.0	5	0
Chad Johnson.....	2	28	14.0	19	0
Andre Caldwell.....	2	25	12.5	13	0
Brian Leonard.....	2	7	3.5	6	0
BENGALS.....	18	146	8.1	19	1
OPPONENTS.....	12	182	15.2	45t	1

INTERCEPTIONS	NO	YDS	AVG	LG	TD
(none).....	0	0	—	—	0
BENGALS.....	0	0	—	—	0
OPPONENTS.....	1	20	20.0	20	0

PUNTING	NO	YDS	AVG	NET	TB	IN-20	LG	BLK.
Kevin Huber.....	4	192	48.0	36.5	1	0	56	0
BENGALS.....	4	192	48.0	36.5	1	0	56	0
OPPONENTS.....	7	220	31.4	28.1	0	3	37	0

PUNT RETURNS	NO	FC	YDS	AVG	LG	TD
Rico Murray.....	1	0	23	23.0	23	0
Quan Cosby.....	0	3	0	—	—	0
BENGALS.....	1	3	23	23.0	23	0
OPPONENTS.....	2	1	26	13.0	15	0

KICKOFF RETURNS	NO	YDS	AVG	LG	TD
Brian Leonard.....	3	54	18.0	25	0
Bernard Scott.....	2	74	37.0	56	0
BENGALS.....	5	128	25.6	56	0
OPPONENTS.....	3	56	18.7	31	0

FIELD GOALS	1-19	20-29	30-39	40-49	50+
Shayne Graham.....	0-0	0-1	0-1	0-0	0-0
BENGALS.....	0-0	0-1	0-1	0-0	0-0
OPPONENTS.....	0-0	1-1	0-0	0-0	0-0

**Shayne Graham:** (35WL, 28WR).

**Opponents:** (20G).

DEFENSE*	ST	AT	TT	SKS-YDS	INT-YDS	PD	FF	FR-YDS
Chinedum Ndukwe.....	7	3	10	0-0	0-0	0	0	0-0
Dhani Jones.....	4	3	7	0-0	0-0	0	0	0-0
Leon Hall.....	4	2	6	0-0	0-0	0	0	0-0
Johnathan Joseph.....	3	2	5	0-0	0-0	0	0	0-0
Tank Johnson.....	2	3	5	0-0	0-0	0	0	0-0
Jonathan Fanene.....	4	0	4	0-0	0-0	0	0	0-0
Chris Crocker.....	3	1	4	0-0	0-0	0	0	0-0
Keith Rivers.....	3	1	4	0-0	0-0	0	0	0-0
Brandon Johnson.....	1	3	4	0-0	0-0	2	0	0-0
Domata Peko.....	1	3	4	0-0	0-0	0	0	0-0
Robert Geathers.....	1	2	3	0-0	0-0	0	0	0-0
Morgan Trent.....	1	1	2	0-0	0-0	0	0	0-0

SPECIAL TEAMS*	ST	AT	TT	FF	FR-YDS	BP	BFG	BXP
Michael Johnson.....	1	1	2	0	0-0	0	0	0
Keith Rivers.....	1	0	1	0	0-0	0	0	0
Dan Skuta.....	1	0	1	0	0-0	0	0	0
Brandon Johnson.....	0	1	1	0	0-0	0	0	0
Brian Leonard.....	0	1	1	0	0-0	0	0	0
Morgan Trent.....	0	1	1	0	0-0	0	0	0

MISCELLANEOUS DEFENSE*	ST	AT	TT	FF	FR-YDS
J.P. Foschi.....	1	0	1	0	0-0
Dennis Roland.....	1	0	1	0	0-0

\* NOTE: All defensive statistics above are press box statistics produced at the games.

# 2011 POSTSEASON STATISTICS

## POSTSEASON RECORD: 0-1

**HEAD COACH:** MARVIN LEWIS  
**REGULAR-SEASON RECORD:** 9-7  
 (3RD IN AFC NORTH; WILD CARD QUALIFIER)

DATE	W-L	SCORE	OPPONENT	ATTENDANCE
1-7-12*	L	10-31	at Houston	71,725

\* AFC Wild Card Playoff

TEAM STATISTICS	BENGALS	OPPONENTS
TOTAL FIRST DOWNS.....	21	19
Rushing.....	8	9
Passing.....	11	9
Penalty.....	2	1
3rd Down: Made-Att.....	6-13	6-12
3rd Down Pct.....	46.2	50.0
4th Down: Made-Att.....	0-2	0-0
4th Down Pct.....	0.0	—
POSSESSION AVG.....	30:17	29:43
TOTAL NET YARDS.....	300	340
Avg. Per Game.....	300.0	340.0
Total Plays.....	65	57
Avg. Per Play.....	4.6	6.0
NET YARDS RUSHING.....	76	188
Avg. Per Game.....	76.0	188.0
Total Rushes.....	19	35
NET YARDS PASSING.....	224	152
Avg. Per Game.....	224.0	152.0
Sacked-Yards Lost.....	4-33	2-7
Gross Yards.....	257	159
Att.-Completions.....	42-27	20-11
Completion Pct.....	64.3	55.0
Had Intercepted.....	3	0
PUNTS-AVG.....	3-48.3	5-50.2
Net Punting Avg.....	44.3	42.2
PENALTIES-YARDS.....	3-25	5-87
FUMBLES-BALLS LOST.....	1-0	0-0
TOUCHDOWNS.....	1	4
Rushing.....	1	2
Passing.....	0	1
Returns.....	0	1

SCORE BY PERIODS	1	2	3	4	OT	PTS
BENGALS.....	7	3	0	0	0	10
OPPONENTS.....	7	10	7	7	0	31

SCORING	TD	TD-R	TD-P	TD-Rt	K-PAT	FG	S	PTS
Cedric Benson.....	1	1	0	0	—	—	0	6
Mike Nugent.....	0	0	0	0	1-1	1-2	0	4
BENGALS.....	1	1	0	0	1-1	1-2	0	10
OPPONENTS.....	4	2	1	1	4-4	1-1	0	31

**Two-point conversions:** None. BENGALS 0-0 (0-0 R, 0-0 P),  
 OPPONENTS 0-0 (0-0 R, 0-0 P).

**Fumbles-lost:** Andy Dalton 1-0. BENGALS 1-0, OPPONENTS 0-0.

PASSING	ATT	CMP	YDS	CMP%	YDS/ATT	TD	TD%	INT	INT%	LG	SKD-YDS	RAT
Andy Dalton.....	42	27	257	64.3	6.12	0	0.0	3	7.1	36	4-33	51.4
BENGALS.....	42	27	257	64.3	6.12	0	0.0	3	7.1	36	4-33	51.4
OPPONENTS.....	20	11	159	55.0	7.95	1	5.0	0	0.0	40t	2-7	97.7

RUSHING	ATT	YDS	AVG	LG	TD
Brian Leonard.....	3	34	11.3	19	0
Andy Dalton.....	3	17	5.7	15	0
Cedric Benson.....	7	14	2.0	7	1
Bernard Scott.....	6	11	1.8	4	0
BENGALS.....	19	76	4.0	19	1
OPPONENTS.....	35	188	5.4	42t	2

RECEIVING	REC	YDS	AVG	LG	TD
Brian Leonard.....	6	36	6.0	16	0
A.J. Green.....	5	47	9.4	21	0
Jermaine Gresham.....	5	46	9.2	16	0
Jerome Simpson.....	3	33	11.0	16	0
Bernard Scott.....	3	29	9.7	11	0
Ryan Whalen.....	2	24	12.0	20	0
Donald Lee.....	1	36	36.0	36	0
Andrew Hawkins.....	1	8	8.0	8	0
Cedric Benson.....	1	-2	-2.0	-2	0
BENGALS.....	27	257	9.5	36	0
OPPONENTS.....	11	159	14.5	40t	1

INTERCEPTIONS	NO	YDS	AVG	LG	TD
(none).....	0	0	—	—	0
BENGALS.....	0	—	—	—	0
OPPONENTS.....	3	28	9.3	29t	1

PUNTING	NO	YDS	AVG	NET	TB	IN-20	LG	BLK.
Kevin Huber.....	3	145	48.3	44.3	0	1	55	0
BENGALS.....	3	145	48.3	44.3	0	1	55	0
OPPONENTS.....	5	251	50.2	42.2	1	2	56	0

PUNT RETURNS	NO	FC	YDS	AVG	LG	TD
Brandon Tate.....	3	1	20	6.7	8	0
BENGALS.....	3	1	20	6.7	8	0
OPPONENTS.....	3	0	12	4.0	7	0

KICKOFF RETURNS	NO	YDS	AVG	LG	TD
Brandon Tate.....	1	22	22.0	22	0
BENGALS.....	1	22	22.0	22	0
OPPONENTS.....	0	0	—	—	0

FIELD GOALS	1-19	20-29	30-39	40-49	50+
Mike Nugent.....	0-0	0-0	1-1	0-0	0-1
BENGALS.....	0-0	0-0	1-1	0-0	0-1
OPPONENTS.....	0-0	0-0	1-1	0-0	0-0

**Mike Nugent:** (50WR, 37G).

**Opponents:** (39G).

DEFENSE*	ST	AT	TT	SKS-YDS	INT-YDS	PD	FF	FR-YDS
Thomas Howard.....	6	0	6	0-0	0-0	0	0	0-0
Jonathan Fanene.....	5	1	6	0-0	0-0	1	0	0-0
Reggie Nelson.....	5	1	6	1-7	0-0	0	0	0-0
Manny Lawson.....	4	1	5	0-0	0-0	0	0	0-0
Adam Jones.....	4	0	4	0-0	0-0	0	0	0-0
Domata Peko.....	4	0	4	0-0	0-0	0	0	0-0
Geno Atkins.....	3	1	4	1-0	0-0	0	0	0-0
Nate Clements.....	3	0	3	0-0	0-0	1	0	0-0
Robert Geathers.....	2	1	3	0-0	0-0	0	0	0-0
Rey Mauluga.....	1	2	3	0-0	0-0	0	0	0-0
Chris Crocker.....	2	0	2	0-0	0-0	1	0	0-0
Kelly Jennings.....	2	0	2	0-0	0-0	0	0	0-0
Frostee Rucker.....	1	1	2	0-0	0-0	0	0	0-0
Carlos Dunlap.....	1	0	1	0-0	0-0	0	0	0-0
Dan Skuta.....	1	0	1	0-0	0-0	0	0	0-0

SPECIAL TEAMS*	ST	AT	TT	FF	FR-YDS	BP	BFG	BXP
Clark Harris.....	1	0	1	0	0-0	0	0	0
Jerome Miles.....	1	0	1	0	0-0	0	0	0
Gibril Wilson.....	1	0	1	0	0-0	0	0	0

MISCELLANEOUS DEFENSE*	ST	AT	TT	FF	FR-YDS
(none).....	0	0	0	0	0-0

\* NOTE: All defensive statistics above are press box statistics produced at the games.

# 2012 POSTSEASON STATISTICS

## POSTSEASON RECORD: 0-1

**HEAD COACH:** MARVIN LEWIS  
**REGULAR-SEASON RECORD:** 10-6  
 (2ND IN AFC NORTH; WILD CARD QUALIFIER)

DATE	W-L	SCORE	OPPONENT	ATTENDANCE
1-5-13*	L	13-19	at Houston	71,738

\* AFC Wild Card Playoff

TEAM STATISTICS	BENGALS	OPPONENTS
TOTAL FIRST DOWNS.....	12	24
Rushing.....	5	8
Passing.....	5	13
Penalty.....	2	3
3rd Down: Made-Att.....	0-9	8-17
3rd Down Pct.....	0.0	47.1
4th Down: Made-Att.....	1-2	0-1
4th Down Pct.....	0.0	0.0
POSSESSION AVG.....	21:11	38:49
TOTAL NET YARDS.....	198	420
Avg. Per Game.....	198.0	420.0
Total Plays.....	48	77
Avg. Per Play.....	4.1	5.5
NET YARDS RUSHING.....	80	158
Avg. Per Game.....	80.0	158.0
Total Rushes.....	16	39
NET YARDS PASSING.....	118	262
Avg. Per Game.....	118.0	262.0
Sacked-Yards Lost.....	2-9	0-0
Gross Yards.....	127	262
Att.-Completions.....	30-14	38-29
Completion Pct.....	46.7	76.3
Had Intercepted.....	1	1
PUNTS-AVG.....	5-46.6	3-42.0
Net Punting Avg.....	43.8	38.0
PENALTIES-YARDS.....	5-51	7-55
FUMBLES-BALLS LOST.....	1-0	0-0
TOUCHDOWNS.....	1	1
Rushing.....	0	1
Passing.....	0	0
Returns.....	1	0

SCORE BY PERIODS	1	2	3	4	OT	PTS
BENGALS.....	0	7	3	3	0	13
OPPONENTS.....	3	6	7	3	0	19

SCORING	TD	TD-R	TD-P	TD-Rt	K-PAT	FG	S	PTS
Josh Brown.....	0	0	0	0	1-1	2-2	0	7
Leon Hall.....	1	0	0	1	—	—	0	6
BENGALS.....	1	0	0	1	1-1	2-2	0	13
OPPONENTS.....	1	1	0	0	1-1	4-4	0	19

**Two-point conversions:** None. BENGALS 0-0 (0-0 R, 0-0 P),  
 OPPONENTS 0-0 (0-0 R, 0-0 P).

**Fumbles-lost:** Brandon Tate 1-0. BENGALS 1-0, OPPONENTS 0-0.

PASSING	ATT	CMP	YDS	CMP%	YDS/ATT	TD	TD%	INT	INT%	LG	SKD-YDS	RAT
Andy Dalton.....	30	14	127	46.7	4.23	0	0.0	1	3.3	45	2-9	44.7
BENGALS.....	30	14	127	46.7	4.23	0	0.0	1	3.3	45	2-9	44.7
OPPONENTS.....	38	29	262	76.3	6.89	0	0.0	1	2.6	22	0-0	83.4

RUSHING	ATT	YDS	AVG	LG	TD
BenJarvus Green-Ellis.....	11	63	5.7	29	0
Andy Dalton.....	4	15	3.8	12	0
Brian Leonard.....	1	2	2.0	2	0
BENGALS.....	16	80	5.0	29	0
OPPONENTS.....	39	158	4.1	17	1

RECEIVING	REC	YDS	AVG	LG	TD
A.J. Green.....	5	80	16.0	45	0
Marvin Jones.....	3	34	11.3	15	0
Andrew Hawkins.....	2	15	7.5	8	0
Jermaine Gresham.....	2	7	3.5	6	0
BenJarvus Green-Ellis.....	2	-9	-4.5	-3	0
BENGALS.....	14	127	9.1	45	0
OPPONENTS.....	29	262	9.0	22	0

INTERCEPTIONS	NO	YDS	AVG	LG	TD
Leon Hall.....	1	21	21.0	21t	1
BENGALS.....	1	21	21.0	21t	1
OPPONENTS.....	1	14	14.0	14	0

PUNTING	NO	YDS	AVG	NET	TB	IN-20	LG	BLK
Kevin Huber.....	5	233	46.6	43.8	0	3	53	0
BENGALS.....	5	233	46.6	43.8	0	3	53	0
OPPONENTS.....	3	126	42.0	38.0	0	1	48	0

PUNT RETURNS	NO	FC	YDS	AVG	LG	TD
Brandon Tate.....	2	0	12	6.0	12	0
Adam Jones.....	1	0	0	0.0	0	0
BENGALS.....	3	0	12	4.0	12	0
OPPONENTS.....	2	3	14	7.0	11	0

KICKOFF RETURNS	NO	YDS	AVG	LG	TD
Adam Jones.....	4	103	25.8	34	0
Cedric Peerman.....	1	10	10.0	10	0
Brandon Tate.....	1	43	43.0	43	0
BENGALS.....	6	156	26.0	43	0
OPPONENTS.....	2	47	23.5	26	0

FIELD GOALS	1-19	20-29	30-39	40-49	50+
Josh Brown.....	0-0	0-0	1-1	1-1	0-0
BENGALS.....	0-0	0-0	1-1	1-1	0-0
OPPONENTS.....	0-0	3-3	0-0	1-1	0-0

**Josh Brown:** (34G, 47G).

**Opponents:** (48G, 27G, 22G, 24G).

DEFENSE*	ST	AT	TT	SKS-YDS	INT-YDS	PD	FF	FR-YDS
Reggie Nelson.....	9	1	10	0-0	0-0	0	0	0-0
Rey Mauluga.....	6	4	10	0-0	0-0	0	0	0-0
Nate Clements.....	8	1	9	0-0	0-0	0	0	0-0
Terence Newman.....	7	0	7	0-0	0-0	1	0	0-0
Vontaze Burfict.....	4	2	6	0-0	0-0	0	0	0-0
Leon Hall.....	4	0	4	0-0	1-21	1	0	0-0
Pat Sims.....	4	0	4	0-0	0-0	0	0	0-0
Domata Peko.....	3	1	4	0-0	0-0	0	0	0-0
Robert Geathers.....	2	2	4	0-0	0-0	0	0	0-0
Carlos Dunlap.....	2	1	3	0-0	0-0	0	0	0-0
Geno Atkins.....	1	2	3	0-0	0-0	0	0	0-0
Manny Lawson.....	2	0	2	0-0	0-0	0	0	0-0
Michael Johnson.....	1	1	2	0-0	0-0	0	0	0-0
Emmanuel Lamur.....	1	1	2	0-0	0-0	0	0	0-0
Adam Jones.....	1	0	1	0-0	0-0	1	0	0-0
Dan Skuta.....	1	0	1	0-0	0-0	0	0	0-0
Wallace Gilberry.....	0	1	1	0-0	0-0	0	0	0-0

SPECIAL TEAMS*	ST	AT	TT	FF	FR-YDS	BP	BFG	BXP
Ryan Whalen.....	2	0	2	0	0-0	0	0	0
Clark Harris.....	1	0	1	0	0-0	0	0	0
Cedric Peerman.....	1	0	1	0	0-0	0	0	0

MISCELLANEOUS DEFENSE*	ST	AT	TT	FF	FR-YDS
Clint Boling.....	1	0	1	0	0-0

\* NOTE: All defensive statistics above are press box statistics produced at the games.

# 2013 POSTSEASON STATISTICS

## POSTSEASON RECORD: 0-1

**HEAD COACH:** MARVIN LEWIS  
**REGULAR-SEASON RECORD:** 11-5  
 (1ST IN AFC NORTH)

DATE	W-L	SCORE	OPPONENT	ATTENDANCE
1-5-14*	L	10-27	SAN DIEGO	62,277

\* AFC Wild Card Playoff

TEAM STATISTICS		BENGALS	OPPONENTS
TOTAL FIRST DOWNS	.....	27	16
Rushing	.....	6	6
Passing	.....	20	9
Penalty	.....	1	1
3rd Down: Made-Att	.....	3-12	4-12
3rd Down Pct.	.....	25.0	33.3
4th Down: Made-Att	.....	1-3	0-0
4th Down Pct.	.....	33.3	0.0
POSSESSION AVG.	.....	30:32	29:28
TOTAL NET YARDS	.....	439	318
Avg. Per Game	.....	439.0	318.0
Total Plays	.....	79	57
Avg. Per Play	.....	5.6	5.6
NET YARDS RUSHING	.....	113	196
Avg. Per Game	.....	113.0	196.0
Total Rushes	.....	25	40
NET YARDS PASSING	.....	326	122
Avg. Per Game	.....	326.0	122.0
Sacked-Yards Lost	.....	3-8	1-6
Gross Yards	.....	334	128
Att.-Completions	.....	51-29	16-12
Completion Pct.	.....	56.9	75.0
Had Intercepted	.....	2	0
PUNTS-AVG.	.....	3-39.3	6-43.2
Net Punting Avg.	.....	42.2	32.7
PENALTIES-YARDS	.....	4-38	5-28
FUMBLES-BALLS LOST	.....	3-2	0-0
TOUCHDOWNS	.....	1	3
Rushing	.....	0	2
Passing	.....	1	1
Returns	.....	0	0

SCORE BY PERIODS	1	2	3	4	OT	PTS
BENGALS	0	10	0	0	0	10
OPPONENTS	7	0	10	10	0	27

SCORING	TD	TD-R	TD-P	TD-Rt	K-PAT	FG	S	PTS
Jermaine Gresham	1	0	1	0	—	—	0	6
Mike Nugent	0	0	0	0	1-1	1-1	0	4
BENGALS	1	0	1	0	1-1	1-1	0	10
OPPONENTS	3	2	1	0	3-3	2-2	0	27

**Two-point conversions:** None. BENGALS 0-0 (0-0 R, 0-0 P),  
 OPPONENTS 0-0 (0-0 R, 0-0 P).

**Fumbles-lost:** Andy Dalton 2-1, Giovani Bernard 1-1. BENGALS 3-2, OPPONENTS 0-0.

PASSING	ATT	CMP	YDS	CMP%	YDS/ATT	TD	TD%	INT	INT%	LG	SKD-YDS	RAT
Andy Dalton	51	29	334	56.9	6.55	1	2.0	2	3.9	49	3-8	67.0
BENGALS	51	29	334	56.9	6.55	1	2.0	2	3.9	49	3-8	67.0
OPPONENTS	16	12	128	75.0	8.00	1	6.3	0	0.0	33	1-6	118.8

RUSHING	ATT	YDS	AVG	LG	TD
Giovani Bernard	12	45	3.8	12	0
BenJarvus Green-Ellis	8	42	5.3	12	0
Andy Dalton	5	26	5.2	12	0
BENGALS	25	113	4.5	12	0
OPPONENTS	40	196	4.9	58t	2

RECEIVING	REC	YDS	AVG	LG	TD
Marvin Jones	8	130	16.3	49	0
Giovani Bernard	7	73	10.4	17	0
Jermaine Gresham	7	64	9.1	13	1
A.J. Green	3	34	11.3	14	0
Andrew Hawkins	3	20	6.7	10	0
Mohamed Sanu	1	13	13.0	13	0
BENGALS	29	334	11.5	49	1
OPPONENTS	12	128	10.7	33	1

INTERCEPTIONS	NO	YDS	AVG	LG	TD
(none)	0	0	—	—	0
BENGALS	0	0	—	—	0
OPPONENTS	2	33	16.5	30	0

PUNTING	NO	YDS	AVG	NET	TB	IN-20	LG	BLK.
Zoltan Mesko	3	118	39.3	32.7	1	2	50	0
BENGALS	3	118	39.3	32.7	1	2	50	0
OPPONENTS	6	259	43.2	42.2	0	2	51	0

PUNT RETURNS	NO	FC	YDS	AVG	LG	TD
Brandon Tate	3	3	6	2.0	12	0
BENGALS	3	3	6	2.0	12	0
OPPONENTS	0	2	0	—	—	0

KICKOFF RETURNS	NO	YDS	AVG	LG	TD
Brandon Tate	5	128	25.6	33	0
Cedric Peerman	1	23	23.0	23	0
BENGALS	6	151	25.2	33	0
OPPONENTS	1	23	23.0	23	0

FIELD GOALS	1-19	20-29	30-39	40-49	50+
Mike Nugent	0-0	0-0	0-0	1-1	0-0
BENGALS	0-0	0-0	0-0	1-1	0-0
OPPONENTS	0-0	2-2	0-0	0-0	0-0

**Mike Nugent:** (46G).  
**Opponents:** (25G, 23G).

DEFENSE*	ST	AT	TT	SKS-YDS	INT-YDS	PD	FF	FR-YDS
Rey Mauluga	12	3	15	0-0	0-0	0	0	0-0
Adam Jones	7	0	7	0-0	0-0	0	0	0-0
Vontaze Burfict	2	5	7	0.5-3	0-0	0	0	0-0
Brandon Thompson	3	2	5	0-0	0-0	0	0	0-0
Reggie Nelson	4	0	4	0-0	0-0	0	0	0-0
Carlos Dunlap	2	2	4	0-0	0-0	0	0	0-0
James Harrison	3	0	3	0-0	0-0	0	0	0-0
Wallace Gilberry	2	1	3	0-0	0-0	0	0	0-0
George Iloka	2	0	2	0-0	0-0	0	0	0-0
Dre Kirkpatrick	2	0	2	0-0	0-0	0	0	0-0
Domata Peko	2	0	2	0-0	0-0	0	0	0-0
Chris Crocker	1	1	2	0.5-3	0-0	0	0	0-0
Michael Johnson	1	0	1	0-0	0-0	0	0	0-0

SPECIAL TEAMS*	ST	AT	TT	FF	FR-YDS	BP	BFG	BXP
Vincent Rey	1	0	1	0	0-0	0	0	0

MISCELLANEOUS DEFENSE*	ST	AT	TT	FF	FR-YDS
Giovani Bernard	1	0	1	0	0-0
Tyler Eifert	1	0	1	0	0-0
Marvin Jones	1	0	1	0	0-0
Mohamed Sanu	1	0	1	0	0-0

\* NOTE: All defensive statistics above are press box statistics produced at the games.



# 2014 POSTSEASON STATISTICS

## POSTSEASON RECORD: 0-1

**HEAD COACH:** MARVIN LEWIS  
**REGULAR-SEASON RECORD:** 10-5-1  
 (2ND IN AFC NORTH; WILD CARD QUALIFIER)

DATE	W-L	SCORE	OPPONENT	ATTENDANCE
1-4-15*	L	10-26	at Indianapolis	63,385

\* AFC Wild Card Playoff

TEAM STATISTICS	BENGALS	OPPONENTS
TOTAL FIRST DOWNS.....	14	22
Rushing.....	6	6
Passing.....	7	15
Penalty.....	1	1
3rd Down: Made-Att.....	6-15	6-14
3rd Down Pct.....	40.0	42.9
4th Down: Made-Att.....	0-0	0-0
4th Down Pct.....	0.0	0.0
POSSESSION AVG.....	25:50	34:10
TOTAL NET YARDS.....	254	482
Avg. Per Game.....	254.0	482.0
Total Plays.....	59	70
Avg. Per Play.....	4.3	6.9
NET YARDS RUSHING.....	110	114
Avg. Per Game.....	110.0	114.0
Total Rushes.....	21	25
NET YARDS PASSING.....	144	368
Avg. Per Game.....	144.0	368.0
Sacked-Yards Lost.....	3-11	1-8
Gross Yards.....	155	376
Att.-Completions.....	35-18	44-31
Completion Pct.....	51.4	70.5
Had Intercepted.....	0	0
PUNTS-AVG.....	8-47.5	4-51.5
Net Punting Avg.....	43.1	36.5
PENALTIES-YARDS.....	6-45	9-66
FUMBLES-BALLS LOST.....	1-1	2-1
TOUCHDOWNS.....	1	2
Rushing.....	1	1
Passing.....	0	1
Returns.....	0	0

SCORE BY PERIODS	1	2	3	4	OT	PTS
BENGALS.....	7	3	0	0	0	10
OPPONENTS.....	7	6	10	3	0	26

SCORING	TD	TD-R	TD-P	TD-Rt	K-PAT	FG	S	PTS
Jeremy Hill.....	1	1	0	0	—	—	0	6
Mike Nugent.....	0	0	0	0	1-1	1-1	0	4
BENGALS.....	1	1	0	0	1-1	1-1	0	10
OPPONENTS.....	2	1	1	0	2-2	4-4	0	26

**Two-point conversions:** None. BENGALS 0-0 (0-0 R, 0-0 P),  
 OPPONENTS 0-0 (0-0 R, 0-0 P).

**Fumbles-lost:** Andy Dalton 1-1. BENGALS 1-1, OPPONENTS 2-1.

PASSING	ATT	CMP	YDS	CMP%	YDS/ATT	TD	TD%	INT	INT%	LG	SKD-YDS	RAT
Andy Dalton.....	35	18	155	51.4	4.43	0	0.0	0	0.0	26	3-11	63.4
BENGALS.....	35	18	155	51.4	4.43	0	0.0	0	0.0	26	3-11	63.4
OPPONENTS.....	44	31	376	70.5	8.55	1	2.3	0	0.0	45	1-8	104.0

RUSHING	ATT	YDS	AVG	LG	TD
Jeremy Hill.....	13	47	3.6	18	1
Andy Dalton.....	4	34	8.5	16	0
Rex Burkhead.....	1	23	23.0	23	0
Giovani Bernard.....	3	6	2.0	6	0
BENGALS.....	21	110	5.2	23	1
OPPONENTS.....	25	114	4.6	27	1

RECEIVING	REC	YDS	AVG	LG	TD
Giovani Bernard.....	8	46	5.8	13	0
Ryan Hewitt.....	3	37	12.3	14	0
Rex Burkhead.....	3	34	11.3	26	0
Mohamed Sanu.....	3	31	10.3	11	0
Kevin Brock.....	1	7	7.0	7	0
BENGALS.....	18	155	8.6	26	0
OPPONENTS.....	31	376	12.1	45	1

INTERCEPTIONS	NO	YDS	AVG	LG	TD
(none).....	0	0	—	—	0
BENGALS.....	0	0	—	—	0
OPPONENTS.....	0	0	—	—	0

PUNTING	NO	YDS	AVG	NET	TB	IN-20	LG	BLK
Kevin Huber.....	8	380	47.5	43.1	0	3	62	0
BENGALS.....	8	380	47.5	43.1	0	3	62	0
OPPONENTS.....	4	206	51.5	36.5	2	0	68	0

PUNT RETURNS	NO	FC	YDS	AVG	LG	TD
Brandon Tate.....	1	0	19	19.0	19	0
Adam Jones.....	1	0	1	1.0	1	0
BENGALS.....	2	0	20	10.0	19	0
OPPONENTS.....	5	2	35	7.0	15	0

KICKOFF RETURNS	NO	YDS	AVG	LG	TD
Adam Jones.....	3	80	26.7	32	0
BENGALS.....	3	80	26.7	32	0
OPPONENTS.....	3	76	25.3	38	0

FIELD GOALS	1-19	20-29	30-39	40-49	50+
Mike Nugent.....	0-0	0-0	0-0	0-0	1-1
BENGALS.....	0-0	0-0	0-0	0-0	1-1
OPPONENTS.....	0-0	2-2	1-1	0-0	1-1

**Mike Nugent:** (57G).

**Opponents:** (38G, 29G, 22G, 53G).

DEFENSE*	ST	AT	TT	SKS-YDS	INT-YDS	PD	FF	FR-YDS
Vincent Rey.....	5	6	11	0-0	0-0	0	1	0-0
Emmanuel Lamur.....	6	0	6	0-0	0-0	0	0	0-0
Adam Jones.....	4	2	6	0-0	0-0	0	0	0-0
Reggie Nelson.....	4	1	5	0-0	0-0	0	0	1-6
Marquis Flowers.....	3	2	5	0-0	0-0	0	0	0-0
George Iloka.....	2	3	5	0-0	0-0	0	0	0-0
Brandon Thompson.....	2	2	4	0-0	0-0	0	0	0-0
Terence Newman.....	3	0	3	0-0	0-0	1	0	0-0
Geno Atkins.....	2	1	3	0.5-4	0-0	0	0	0-0
Dre Kirkpatrick.....	2	1	3	0-0	0-0	1	0	0-0
Domata Peko.....	1	2	3	0-0	0-0	0	0	0-0
Darqueze Dennard.....	2	0	2	0-0	0-0	0	1	0-0
Rey Mauluga.....	2	0	2	0-0	0-0	1	0	0-0
Carlos Dunlap.....	1	1	2	0-0	0-0	0	0	0-0
Leon Hall.....	1	1	2	0-0	0-0	1	0	0-0
Wallace Gilberry.....	0	2	2	0-0	0-0	0	0	0-0
Margus Hunt.....	0	2	2	0.5-4	0-0	0	0	0-0

SPECIAL TEAMS*	ST	AT	TT	FF	FR-YDS	BP	BFG	BXP
Clark Harris.....	1	2	3	0	0-0	0	0	0
Taylor Mays.....	2	0	2	0	0-0	0	0	0
Cedric Peerman.....	0	2	2	0	0-0	0	0	0
Ryan Hewitt.....	1	0	1	0	0-0	0	0	0
Dre Kirkpatrick.....	1	0	1	0	0-0	0	0	0
Nico Johnson.....	0	1	1	0	0-0	0	0	0
Shawn Williams.....	0	1	1	0	0-0	0	0	0

MISCELLANEOUS DEFENSE*	ST	AT	TT	FF	FR-YDS
Clint Boling.....	1	0	1	0	0-0

\* NOTE: All defensive statistics above are press box statistics produced at the games.

# 2015 POSTSEASON STATISTICS

## POSTSEASON RECORD: 0-1

**HEAD COACH:** MARVIN LEWIS  
**REGULAR-SEASON RECORD:** 12-4  
 (1ST IN AFC NORTH)

DATE	W-L	SCORE	OPPONENT	ATTENDANCE
1-9-16*	L	16-18	PITTSBURGH	63,257

\* AFC Wild Card Playoff

TEAM STATISTICS	BENGALS	OPPONENTS
TOTAL FIRST DOWNS.....	19	21
Rushing.....	5	6
Passing.....	11	10
Penalty.....	3	5
3rd Down: Made-Att.....	5-15	2-13
3rd Down Pct.....	33.3	15.4
4th Down: Made-Att.....	1-1	1-1
4th Down Pct.....	100.0	100.0
POSSESSION AVG.....	29:23	30:37
TOTAL NET YARDS.....	279	369
Avg. Per Game.....	279.0	369.0
Total Plays.....	68	69
Avg. Per Play.....	4.1	5.3
NET YARDS RUSHING.....	91	167
Avg. Per Game.....	91.0	167.0
Total Rushes.....	24	29
NET YARDS PASSING.....	188	202
Avg. Per Game.....	188.0	202.0
Sacked-Yards Lost.....	3-24	4-38
Gross Yards.....	212	240
Att.-Completions.....	41-23	36-20
Completion Pct.....	56.1	55.6
Had Intercepted.....	1	1
PUNTS-AVG.....	6-42.5	7-41.9
Net Punting Avg.....	6-41.2	7-37.0
PENALTIES-YARDS.....	8-79	10-142
FUMBLES-BALLS LOST.....	5-3	2-1
TOUCHDOWNS.....	2	1
Rushing.....	1	0
Passing.....	1	1
Returns.....	0	0

SCORE BY PERIODS	1	2	3	4	OT	PTS
BENGALS.....	0	0	0	16	0	16
OPPONENTS.....	0	6	9	3	0	18

SCORING	TD	TD-R	TD-P	TD-Rt	K-PAT	FG	S	PTS
A.J. Green.....	1	0	1	0	—	—	0	6
Jeremy Hill.....	1	1	0	0	—	—	0	6
Mike Nugent.....	0	0	0	0	1-1	1-1	0	4
BENGALS.....	2	1	1	0	1-1	1-1	0	16
OPPONENTS.....	1	0	1	0	0-0	4-4	0	18

**Two-point conversions:** None. BENGALS 0-1 (0-1 R, 0-0 P),  
 OPPONENTS 0-1 (0-0 R, 0-1 P).

**Fumbles-lost:** AJ McCarron 3-1, Giovanni Bernard 1-1, Jeremy Hill  
 1-1. BENGALS 5-3 OPPONENTS 2-1.

PASSING	ATT	CMP	YDS	CMP%	YDS/ATT	TD	TD%	INT	INT%	LG	SKD-YDS	RAT
AJ McCarron.....	41	23	212	56.1	5.17	1	2.4	1	2.4	25t	3-24	68.3
BENGALS.....	41	23	212	56.1	5.17	1	2.4	1	2.4	25t	3-24	68.3
OPPONENTS.....	36	20	240	55.6	6.67	1	2.8	1	2.8	60	4-38	73.8

RUSHING	ATT	YDS	AVG	LG	TD
Jeremy Hill.....	12	50	4.2	38	1
Giovani Bernard.....	6	28	4.7	14	0
AJ McCarron.....	5	9	1.8	6	0
Rex Burkhead.....	1	4	4.0	4	0
BENGALS.....	24	91	3.8	38	1
OPPONENTS.....	29	167	5.8	44	0

RECEIVING	REC	YDS	AVG	LG	TD
A.J. Green.....	5	71	14.2	25t	1
Tyler Eifert.....	5	58	11.6	18	0
Marvin Jones.....	4	32	8.0	13	0
Jeremy Hill.....	3	27	9.0	13	0
Mohamed Sanu.....	3	17	5.7	8	0
Giovani Bernard.....	2	2	1.0	4	0
Rex Burkhead.....	1	5	5.0	5	0
BENGALS.....	23	212	9.2	25t	1
OPPONENTS.....	20	240	12.0	60	1

INTERCEPTIONS	NO	YDS	AVG	LG	TD
Vontaze Burfict.....	1	0	0.0	0	0
BENGALS.....	1	0	0.0	0	0
OPPONENTS.....	1	35	35.0	35	0

PUNTING	NO	YDS	AVG	NET	TB	IN-20	LG	BLK.
Kevin Huber.....	6	255	42.5	41.2	0	3	51	0
BENGALS.....	6	255	42.5	41.2	0	3	51	0
OPPONENTS.....	7	293	41.9	37.0	0	3	47	0

PUNT RETURNS	NO	FC	YDS	AVG	LG	TD
Adam Jones.....	1	1	24	24.0	24	0
Brandon Tate.....	1	2	10	10.0	10	0
BENGALS.....	2	3	34	17.0	24	0
OPPONENTS.....	2	2	8	4.0	6	0

KICKOFF RETURNS	NO	YDS	AVG	LG	TD
Adam Jones.....	2	50	25.0	28	0
BENGALS.....	2	50	25.0	28	0
OPPONENTS.....	1	16	16.0	16	0

FIELD GOALS	1-19	20-29	30-39	40-49	50+
Mike Nugent.....	0-0	0-0	1-1	0-0	0-0
BENGALS.....	0-0	0-0	1-1	0-0	0-0
OPPONENTS.....	0-0	0-0	4-4	0-0	0-0

**Mike Nugent:** (36G).

**Opponents:** (39G, 30G, 34G, 35G).

DEFENSE*	ST	AT	TT	SKS-YDS	INT-YDS	PD	FF	FR-YDS
Rey Mauluga.....	7	3	10	0-0	0-0	0	0	0-0
Vontaze Burfict.....	5	1	6	1-12	1-0	1	1	0-0
Shawn Williams.....	5	0	5	0-0	0-0	0	1	0-0
George Iloka.....	4	1	5	0-0	0-0	0	0	1-0
Michael Johnson.....	4	1	5	0-0	0-0	0	0	0-0
Geno Atkins.....	3	0	3	1-5	0-0	0	0	0-0
Reggie Nelson.....	3	0	3	1-10	0-0	0	0	0-0
Derron Smith.....	3	0	3	0-0	0-0	0	0	0-0
Dre Kirkpatrick.....	2	1	3	0-0	0-0	0	0	0-0
Chris Lewis-Harris.....	2	1	3	0-0	0-0	1	0	0-0
Carlos Dunlap.....	1	2	3	0.5-5.5	0-0	1	0	0-0
Leon Hall.....	2	0	2	0-0	0-0	1	0	0-0
Adam Jones.....	1	1	2	0-0	0-0	0	0	0-0
Vincent Rey.....	1	1	2	0-0	0-0	1	0	0-0
Will Clarke.....	1	0	1	0-0	0-0	0	0	0-0
A.J. Hawk.....	1	0	1	0-0	0-0	0	0	0-0
Wallace Gilberry.....	0	1	1	0-0	0-0	0	0	0-0
Pat Sims.....	0	1	1	0.5-5.5	0-0	1	0	0-0

SPECIAL TEAMS*	ST	AT	TT	FF	FR-YDS	BP	BFG	BXP
P.J. Dawson.....	1	0	1	0	0-0	0	0	0
Rex Burkhead.....	0	1	1	0	0-0	0	0	0
Chris Lewis-Harris.....	0	1	1	0	0-0	0	0	0
Trevor Roach.....	0	1	1	0	0-0	0	0	0
Josh Shaw.....	0	1	1	0	0-0	0	0	0

MISCELLANEOUS DEFENSE*	ST	AT	TT	FF	FR-YDS
Clint Boling.....	1	1	2	0	0-0
Giovani Bernard.....	1	0	1	0	0-0
A.J. Green.....	0	1	1	0	0-0

\* NOTE: All defensive statistics above are press box statistics produced at the games.

# POSTSEASON GAME SUMMARIES

## 1970 SEASON

### AFC DIVISIONAL PLAYOFF

#### Baltimore Colts 17, Cincinnati Bengals 0 Saturday, Dec. 26, 1970 at Memorial Stadium

In their first season in the NFL after two in the American Football League, the Bengals made a furious run to reach the playoffs, winning their last seven games after a 1-6 start and claiming the first AFC Central Division title. But the powerful Colts, who would go on to defeat Dallas in Super Bowl V, were too much for Cincinnati. Legendary Baltimore QB Johnny Unitas threw TD passes to WRs Roy Jefferson and Ed Hinton in the first and fourth quarters, and the Baltimore defense came through on a cold, windy day, limiting Cincinnati to 63 yards rushing and 76 passing. Colts rookie RB Norm Bulaich rushed for 116 yards on 25 carries. Jim O'Brien, the Colts kicker from the University of Cincinnati, kicked a 44-yard FG. O'Brien would wind up making the game-winning FG as time expired in Super Bowl V. Cincinnati's lone scoring attempt, a 50-yard FG try by K Horst Muhlmann, was blocked by LB Ray May.

SCORE BY PERIODS	1	2	3	4	OT	PTS.
Cincinnati.....	0	0	0	0	—	0
Baltimore.....	7	3	0	7	—	17

#### TEAM — SCORING PLAY QTR.-LEFT

Balt. — Jefferson 45 pass from Unitas (O'Brien kick).....	1:0:59
Balt. — O'Brien 44 field goal.....	2:7:37
Balt. — Hinton 53 pass from Unitas (O'Brien kick).....	4:7:07

**Missed FGs:** O'Brien (50B, 44WR), Muhlmann (50B).

**Attendance:** 51,127. **Time:** 2:19.

TEAM STATISTICS	CIN.	BALT.
First downs.....	7	15
Third down conversions-attempts.....	3-14	6-14
Total net yards.....	139	299
Net yards rushing.....	63	170
Net yards passing.....	76	129
Pass attempts-completions-interceptions.....	21-8-1	17-6-0
Sacks against-yards lost.....	3-17	2-16
Punts-average.....	8-39.1	6-38.3
Punt returns-yards.....	2-6	7-28
Kickoff returns-yards.....	3-46	1-0
Penalties-yards.....	1-5	6-63
Fumbles-lost.....	1-0	0-0
Time of possession.....	NA	NA

#### RUSHING

CIN.	ATT	YDS	LG	TD	BALT.	ATT	YDS	LG	TD
Robinson	5	25	9	0	Bulaich	25	116	13	0
Carter	2	16	9	0	Nowatzke	10	25	6	0
Phillips	10	12	4	0	Unitas	2	18	17	0
Lewis	3	10	9	0	Hill	3	11	8	0
Johnson	2	0	3	0	Jefferson	3	5	8	0
					Havrilak	3	0	1	0
					Hinton	1	-5	-5	0
TOTALS	22	63	9	0	TOTALS	47	170	17	0

#### PASSING

CIN.	ATT	CMP	YDS	TD-I	BALT.	ATT	CMP	YDS	TD-I
Carter	20	7	64	0-1	Unitas	17	6	145	2-0
Wyche	1	1	29	0-0					
TOTALS	21	8	93	0-1	TOTALS	17	6	145	2-0

#### RECEIVING

CIN.	NO	YDS	LG	TD	BALT.	NO	YDS	LG	TD
Myers	4	66	29	0	Hinton	3	86	53t	1
Phillips	2	12	6	0	Jefferson	2	51	45t	1
Thomas	1	9	9	0	Mackey	1	8	8	0
Johnson	1	6	6	0					
TOTALS	8	93	29	0	TOTALS	6	145	53t	2

#### DEFENSE

**Cincinnati** (press box stats) — ST-AT-TT: Bergey 7-7-14, Chomyszak 5-6-11, Avery 5-4-9, Beauchamp 6-2-8, Berry 4-4-8, Dyer 3-5-8, Reid 6-1-7, Carpenter 4-2-6, Parrish 4-0-4, Smith 3-0-3, Roman 2-1-3, Baccaglio 2-0-2, Lamb 1-1-2, Guillory 1-0-1, Johnson 1-0-1, Peterson 1-0-1, Riley 0-1-1. **SKS.-YDS.:** Berry 1-8, Chomyszak 1-8. **INT.-YDS.:** None. **PD:** Riley 2, Berry 1, Chomyszak 1, Parrish 1. **FF:** NA. **FR-YDS.:** None.

**Baltimore** (press box stats) — ST-AT-TT: M.Curtis 5-3-8, Volk 6-1-7, May 5-0-5, Hilton 1-4-5, Duncan 3-1-4, Bi.Smith 3-1-4, Logan 2-1-3, Bu.Smith 2-1-3, Hendricks 1-1-2, Miller 1-1-2, Grant 2-0-2, Gardin 1-0-1, Newsome 1-0-1, Nichols 1-0-1. **SKS.-YDS.:** Bu.Smith 1-9, Miller 1-3, Hilton 0.5-2.5, Bi.Smith 0.5-2.5. **INT.-YDS.:** M.Curtis 1-0. **PD:** Duncan 3, Logan 2, Stukes 2, M.Curtis 1, Volk 1. **FF:** NA. **FR-YDS.:** None.

## 1973 SEASON

### AFC DIVISIONAL PLAYOFF

#### Miami Dolphins 34, Cincinnati Bengals 16 Sunday, Dec. 23, 1973 at the Orange Bowl

As was the case in their first postseason appearance three years earlier, the Bengals lost in the opening playoff round to the team that would go on to win the Super Bowl. The Bengals had tied Pittsburgh at 10-4 atop the AFC Central Division and won the title by virtue of a better AFC record. Miami took the first step toward a Super Bowl VIII win over Minnesota by outgaining Cincinnati 400-194 in net yards and posting 27 first downs to Cincinnati's 11. Cincinnati trailed only 21-16 at halftime after being down 21-3 midway through the second quarter, but the Dolphins shut out Cincinnati in the second half while getting a seven-yard TD pass from QB Bob Griese to TE Jim Mandich and a pair of FGs from K Garo Yepremian. Miami RB Mercury Morris rushed for 106 yards on 20 carries and FB Larry Csonka had 71 yards on 20 carries. The Bengals did not score an offensive TD, getting their only TD on a 45-yard INT return by S Neal Craig. Horst Muhlmann kicked three FGs for Cincinnati.

SCORE BY PERIODS	1	2	3	4	OT	PTS.
Cincinnati.....	3	13	0	0	—	16
Miami.....	14	7	10	3	—	34

#### TEAM — SCORING PLAY QTR.-LEFT

Mia. — Warfield 13 pass from Griese (Yepremian kick).....	1:9:37
Cin. — Muhlmann 24 field goal.....	1:5:38
Mia. — Csonka 1 run (Yepremian kick).....	1:0:21
Mia. — Morris 4 run (Yepremian kick).....	2:7:37
Cin. — Craig 45 interception return (Muhlmann kick).....	2:3:26
Cin. — Muhlmann 46 field goal.....	2:0:08
Cin. — Muhlmann 12 field goal.....	2:0:04
Mia. — Mandich 7 pass from Griese (Yepremian kick).....	3:9:42
Mia. — Yepremian 50 field goal.....	3:4:48
Mia. — Yepremian 46 field goal.....	4:11:20

**Missed FGs:** None. **Attendance:** 74,770. **Time:** 2:36.

TEAM STATISTICS	CIN.	MIA.
First downs.....	11	27
Third down conversions-attempts.....	5-14	10-14
Total net yards.....	194	400
Net yards rushing.....	97	241
Net yards passing.....	97	159
Pass attempts-completions-interceptions.....	27-14-1	19-11-2
Sacks against-yards lost.....	3-16	0-0
Punts-average.....	7-36.3	2-49.0
Punt returns-yards.....	2-26	2-6
Kickoff returns-yards.....	2-42	2-14
Penalties-yards.....	2-19	1-5
Fumbles-lost.....	0-0	2-1
Time of possession.....	NA	NA

#### RUSHING

CIN.	ATT	YDS	LG	TD	MIA.	ATT	YDS	LG	TD
Clark	7	40	15	0	Morris	20	106	18	1
Anderson	3	26	22	0	Csonka	20	71	12	1
E.Johnson	2	17	14	0	Kick	10	51	27	0
Elliott	7	15	5	0	Leigh	1	8	8	0
Curtis	1	-1	-1	0	Nottingham	1	5	5	0
TOTALS	20	97	22	0	TOTALS	52	241	27	2

#### PASSING

CIN.	ATT	CMP	YDS	TD-I	MIA.	ATT	CMP	YDS	TD-I
Anderson	27	14	113	0-1	Griese	18	11	159	2-1
					Briscoe	1	0	0	0-1
TOTALS	27	14	113	0-1	TOTALS	19	11	159	2-2

#### RECEIVING

CIN.	NO	YDS	LG	TD	MIA.	NO	YDS	LG	TD
Elliott	9	53	16	0	Warfield	4	95	48	1
Joiner	2	33	18	0	Mandich	3	28	13	1
Clark	2	18	12	0	Kick	3	19	8	0
Curtis	1	9	9	0	Briscoe	1	17	17	0
TOTALS	14	113	18	0	TOTALS	11	159	48	2

#### DEFENSE

**Cincinnati** (press box stats) — ST-AT-TT: Bergey 7-5-12, Carpenter 7-5-12, Beauchamp 9-2-11, Casanova 9-1-10, Berry 5-1-6, White 5-0-5, Riley 4-1-5, Avery 3-2-5, Craig 3-2-5, Parrish 3-2-5, Pritchard 3-2-5, Adams 1-0-1, DeLeone 1-0-1, Jackson 1-0-1, LeClair 1-0-1, Trumpy 1-0-1, Reid 0-1-1. **SKS.-YDS.:** None. **INT.-YDS.:** Craig 1-45, Casanova 1-0. **PD:** Casanova 1, Craig 1, White 1. **FF:** NA. **FR-YDS.:** LeClair 1-0.

**Miami** (press box stats) — ST-AT-TT: Kolen 6-2-8, Scott 5-2-7, Anderson 5-1-6, Den Herder 5-1-6, Matheson 3-3-6, Bouniconti 3-1-4, Mumphord 2-2-4, Stanfill 2-2-4, Heinz 1-2-3, Bannon 2-0-2, Swift 1-1-2, M.Moore 0-2-2, Babb 1-0-1, Ball 1-0-1, Mandich 1-0-1, Johnson 0-1-1. **SKS.-YDS.:** Matheson 2-11, Stanfill 1-5. **INT.-YDS.:** Anderson 1-19. **PD:** Scott 2, Anderson 1, Johnson 1, Matheson 1. **FF:** NA. **FR-YDS.:** None.

**1975 SEASON****AFC DIVISIONAL PLAYOFF****Oakland Raiders 31, Cincinnati Bengals 28**  
Sunday, Dec. 28, 1975 at Oakland Coliseum

The 1975 Bengals posted the best regular-season winning percentage in franchise history (.786), and they led the NFL in passing yards. But their 11-3 record earned them only a Wild Card spot behind 12-2 Pittsburgh in the AFC Central Division, and they drew a road game at 12-2 Oakland in the first playoff round. QB Ken Stabler, who went on to lead the Raiders to the AFC Championship game for the third straight year, passed for three TDs against Cincinnati. The Bengals closed a 31-14 fourth-quarter deficit to 31-28 with QB Ken Anderson's TD passes of 25 and 14 yards to WRs Charlie Joiner and Isaac Curtis, and Cincinnati had a chance to win after DT Ron Carpenter recovered a Raiders fumble on the Oakland 38 with 4:19 left. But a sack by future Hall-of-Fame LB Ted Hendricks helped the Raiders hold the Bengals without a first down, and after failing on a fourth-down try, the Bengals never regained possession. Stabler completed 17 of 23 attempts for 199 yards, three TDs and just one INT, while the Raiders totaled for 173 yards rushing. Anderson completed 17 of 27 passes for 201 yards, two TDs and no INTs, but was sacked five times.

SCORE BY PERIODS	1	2	3	4	OT	PTS.
Cincinnati.....	0	7	7	14	—	28
Oakland.....	3	14	7	7	—	31

TEAM — SCORING PLAY	QTR.-LEFT
Oak. — Blanda 27 field goal.....	1-2:13
Oak. — Siani 9 pass from Stabler (Blanda kick).....	2-12:53
Cin. — Fritts 1 run (Green kick).....	2-5:50
Oak. — Moore 8 pass from Stabler (Blanda kick).....	2-1:54
Oak. — Banaszak 6 run (Blanda kick).....	3-10:00
Cin. — Elliott 6 run (Green kick).....	3-4:46
Oak. — Casper 2 pass from Stabler (Blanda kick).....	4-13:03
Cin. — Joiner 25 pass from Anderson (Green kick).....	4-10:13
Cin. — Curtis 14 pass from Anderson (Green kick).....	4-5:44

**Missed FGs:** Blanda (41SH, 21B). **Attendance:** 53,039. **Time:** 2:50.

TEAM STATISTICS	CIN.	OAK.
First downs.....	17	27
Third down conversions-attempts.....	3-11	6-14
Total net yards.....	258	358
Net yards rushing.....	97	173
Net yards passing.....	161	185
Pass attempts-completions-interceptions.....	27-17-0	23-17-1
Sacks against-yards lost.....	5-40	1-14
Punts-average.....	6-35.8	1-38.0
Punt returns-yards.....	1-7	4-64
Kickoff returns-yards.....	4-71	5-121
Penalties-yards.....	5-37	7-64
Fumbles-lost.....	1-0	2-1
Time of possession.....	NA	NA

**RUSHING**

CIN.	ATT	YDS	LG	TD	OAK.	ATT	YDS	LG	TD
Clark	8	46	10	0	Davis	16	63	18	0
Elliott	4	25	9	1	Banaszak	17	62	18	1
Fritts	6	14	6	1	Hubbard	12	33	8	0
Anderson	3	12	8	0	J.Phillips	3	16	8	0
E.Johnson	3	0	6	0	Van Eeghen	1	3	3	0
Williams	1	0	0	0	Stabler	2	-4	-2	0
TOTALS	25	97	10	2	TOTALS	51	173	18	1

**PASSING**

CIN.	ATT	CMP	YDS	TD-I	OAK.	ATT	CMP	YDS	TD-I
Anderson	27	17	201	2-0	Stabler	23	17	199	3-1
TOTALS	27	17	201	2-0	TOTALS	23	17	199	3-1

**RECEIVING**

CIN.	NO	YDS	LG	TD	OAK.	NO	YDS	LG	TD
Clark	4	38	26	0	Moore	6	57	17	1
Myers	3	67	37	0	Branch	5	89	36	0
Joiner	3	60	28	1	Siani	3	35	15	1
Curtis	3	20	14t	1	Davis	2	16	10	0
Coslet	2	14	9	0	Casper	1	2	2t	1
Elliott	1	9	9	0					
Trumpy	1	-7	-7	0					
TOTALS	17	201	37	2	TOTALS	17	199	36	3

**DEFENSE**

**Cincinnati** (press box stats) — **ST-AT-TT:** LeClair 13-0-13, Jackson 9-0-9, Casanova 7-0-7, Pritchard 7-0-7, Riley 4-0-4, White 4-0-4, Beauchamp 3-0-3, K.Johnson 3-0-3, Brown 2-0-2, Carpenter 2-0-2, Parrish 2-0-2, Cousino 1-0-1, Green 1-0-1, Harris 1-0-1, Novak 1-0-1. **SKS.-YDS.:** Brown 1-14. **INT.-YDS.:** Riley 1-34. **PD:** Riley 2, Casanova 1, Jackson 1, LeClair 1, Parrish 1. **FF:** NA. **FR-YDS.:** Carpenter 1-0.

**Oakland** (press box stats) — **ST-AT-TT:** Hendricks 7-0-7, Johnson 5-0-5, C.Phillips 5-0-5, Irons 4-1-5, Colzie 4-0-4, Thoms 4-0-4, Villapiano 3-1-4, Sistrunk 3-0-3, Thomas 3-0-3, Atkinson 2-0-2, Jones 2-0-2, Tatum 2-0-2, Banaszak 1-0-1, Denney 1-0-1, Van Eeghen 1-0-1. **SKS.-YDS.:** Hendricks 3-26, Thoms 1-8, Sistrunk 1-6. **INT.-YDS.:** None. **PD:** Johnson 3, Colzie 2, Thomas 2, C.Phillips 1, Tatum 1, Villapiano 1. **FF:** NA. **FR-YDS.:** None.

**1981 SEASON****AFC DIVISIONAL PLAYOFF****Cincinnati Bengals 28, Buffalo Bills 21**

Sunday, Jan. 3, 1982 at Riverfront Stadium

It took four tries, but the AFC Central Division Champion Bengals finally won a playoff game — their first-ever postseason home contest — when they held off a rallying Bills Wild Card team, taking the first step toward Super Bowl XVI. Cincinnati, which failed to produce a postseason win in its first three playoff appearances — in 1970, '73 and '75 — lost leads of 14-0 and 21-14 before eventually winning with what was a solid performance by the entire team. The offense didn't yield a turnover while the defense intercepted two Buffalo passes, and the special teams played soundly the entire game. QB Ken Anderson, who was the NFL's top-rated quarterback and its consensus MVP in the regular season, connected on a 16-yard TD pass to rookie WR Cris Collinsworth with 10:39 remaining in the fourth quarter to break a tie and take a 28-21 lead. The Bills were again poised to tie the game and set up an overtime period after driving 50 yards to the Bengals' 20 with just over three minutes left. But a costly delay-of-game penalty on fourth down led to giving the ball back to Cincinnati, and Buffalo was unable to mount another serious threat. Anderson completed 14 of 21 passes for 192 yards and directed a 305-yard attack, and TE Dan Ross recorded a game-high six receptions for 71 yards. The Bills held Bengals FB Pete Johnson, who had a career-high 1077 rushing yards in the regular season, to just 45 yards on 17 carries. But HB Charles Alexander — Johnson's blocker for the majority of the regular season — responded for Cincinnati with a season-high 72 yards, with two TD runs.

SCORE BY PERIODS	1	2	3	4	OT	PTS.
Buffalo.....	0	7	7	7	—	21
Cincinnati.....	14	0	7	7	—	28

TEAM — SCORING PLAY	QTR.-LEFT
Cin. — Alexander 4 run (Breech kick).....	1-8:56
Cin. — Johnson 1 run (Breech kick).....	1-2:40
Buff. — Cribbs 1 run (Mike-Mayer kick).....	2-0:20
Buff. — Cribbs 44 run (Mike-Mayer kick).....	3-10:23
Cin. — Alexander 20 run (Breech kick).....	3-6:56
Buff. — Butler 21 pass from Ferguson (Mike-Mayer kick).....	4-14:52
Cin. — Collinsworth 16 pass from Anderson (Breech kick).....	4-10:39

**Missed FGs:** Breech (33B). **Attendance:** 55,420. **Time:** 2:50.

TEAM STATISTICS	BUFF.	CIN.
First downs.....	21	22
Third down conversions-attempts.....	3-9	6-11
Total net yards.....	336	305
Net yards rushing.....	134	136
Net yards passing.....	202	169
Pass attempts-completions-interceptions.....	31-15-2	21-14-0
Sacks against-yards lost.....	0-0	4-23
Punts-average.....	3-42.0	4-44.5
Punt returns-yards.....	2-8	1-27
Kickoff returns-yards.....	5-82	4-94
Penalties-yards.....	6-56	5-44
Fumbles-lost.....	0-0	0-0
Time of possession.....	28:19	31:41

**RUSHING**

BUFF.	ATT	YDS	LG	TD	CIN.	ATT	YDS	LG	TD
Cribbs	15	90	44t	2	Alexander	13	72	20t	2
Hooks	9	30	7	0	Johnson	17	45	9	1
Leaks	3	12	6	0	Anderson	2	15	13	0
Brown	1	2	2	0	A.Griffin	1	4	4	0
TOTALS	28	134	44t	2	TOTALS	33	136	20t	3

**PASSING**

BUFF.	ATT	CMP	YDS	TD-I	CIN.	ATT	CMP	YDS	TD-I
Ferguson	31	15	202	1-2	Anderson	21	14	192	1-0
TOTALS	31	15	202	1-2	TOTALS	21	14	192	1-0

**RECEIVING**

BUFF.	NO	YDS	LG	TD	CIN.	NO	YDS	LG	TD
Butler	4	98	54	1	Ross	6	71	18	0
Lewis	3	38	19	0	Johnson	3	23	9	0
Brammer	3	23	11	0	Collinsworth	2	24	16t	1
Leaks	2	16	9	0	Kreider	1	42	42	0
Hooks	2	15	9	0	Curtis	1	22	22	0
Jessie	1	12	12	0	Alexander	1	10	10	0
TOTALS	15	202	54	1	TOTALS	14	192	42	1

**DEFENSE**

**Buffalo** (press box stats) — **ST-AT-TT:** Haslett 3-6-9, Robertson 5-3-8, Simpson 2-5-7, Villapiano 2-5-7, Freeman 4-2-6, Sanford 3-1-4, Smerlas 2-2-4, White 1-3-4, Kush 1-2-3, Brown 1-1-2, Nixon 1-1-2, Ritcher 1-1-2, Johnson 1-0-1, Jones 1-0-1, Kadish 1-0-1, Romes 1-0-1, C.Williams 1-0-1, Cater 0-1-1, B.Williams 0-1-1. **SKS.-YDS.:** Johnson 1-NA, Smerlas 1-NA, White 1-NA, B.Williams 1-NA. **INT.-YDS.:** None. **PD:** Romes 2, Simpson 2, Freeman 1, Kush 1, Sanford 1. **FF:** None. **FR-YDS.:** None.

**Cincinnati** (press box stats) — **ST-AT-TT:** B.Harris 6-2-8, Cameron 3-4-7, Williams 2-4-6, Browner 4-1-5, Hicks 3-2-5, LeClair 2-3-5, Edwards 2-2-4, Kemp 0-4-4, Breeden 3-0-3, Dinkel 1-2-3, R.Griffin 2-0-2, Riley 2-0-2, Simmons 1-1-2, Whitley 1-1-2, Davis 0-2-2, Fuller 1-0-1, Verser 1-0-1, Bush 0-1-1. **SKS.-YDS.:** None. **INT.-YDS.:** B.Harris 1-16, Riley 1-0. **PD:** Breeden 4, Kemp 3, Riley 2, Williams 2, Cameron 1, B.Harris 1, LeClair 1. **FF:** None. **FR-YDS.:** None.

## 1981 SEASON

## AFC CHAMPIONSHIP

## "The Freezer Bowl"

Cincinnati Bengals 27, San Diego Chargers 7  
Sunday, Jan. 10, 1982 at Riverfront Stadium

This game not only brought the Bengals their first AFC Championship and a berth in Super Bowl XVI, it was played in conditions that made the 46,302 fans on hand feel like champions themselves. With a frigid temperature of minus-9 degrees, winds gusting from 20 to 35 miles per hour and an incredible wind-chill factor of minus-59, this famous game became known as the "Freezer Bowl." To this day, no NFL game has been played with a wind chill so cold. More than 13,000 ticket holders stayed home, but those who came saw the Bengals dominate their opponents from sunny San Diego. The Bengals first attacked them mentally, as every Cincinnati offensive and defensive lineman — along with FB Pete Johnson — took the psychological initiative to tough the cold and play in short sleeves. The teams were relatively even in yards gained with Cincinnati leading 318-301, but the Bengals won the turnover battle 4-0 with two INTs and two FRs. Chargers QB Dan Fouts struggled more in the arctic atmosphere than Bengals QB Ken Anderson, who completed 14 of 22 passes for 161 yards, two TDs and no INTs. Only one player suffered a weather-related injury in the game — Bengals DE Eddie Edwards with a frosted right ear.

SCORE BY PERIODS	1	2	3	4	OT	PTS.
San Diego	0	7	0	0	—	7
Cincinnati	10	7	3	7	—	27

TEAM — SCORING PLAY	QTR.-LEFT
Cin. — Breech 31 field goal	1-8:05
Cin. — M.Harris 8 pass from Anderson (Breech kick)	1-7:06
S.D. — Winslow 33 pass from Fouts (Benirschke kick)	2-13:34
Cin. — Johnson 1 run (Breech kick)	2-9:57
Cin. — Breech 38 field goal	3-7:47
Cin. — Bass 3 pass from Anderson (Breech kick)	4-6:52

**Missed FGs:** Benirschke (37SH, 50SH). **Attendance:** 46,302. **Time:** 2:47.

TEAM STATISTICS	S.D.	CIN.
First downs	18	19
Third down conversions-attempts	5-12	5-11
Total net yards	301	318
Net yards rushing	128	143
Net yards passing	173	175
Pass attempts-completions-interceptions	28-15-2	23-15-0
Sacks against-yards lost	2-12	0-0
Punts-average	2-29.5	3-30.6
Punt returns-yards	1-7	0-0
Kickoff returns-yards	7-132	1-40
Penalties-yards	2-15	3-25
Fumbles-lost	4-2	3-1
Time of possession	29:42	30:18

RUSHING									
S.D.	ATT	YDS	LG	TD	CIN.	ATT	YDS	LG	TD
Muncie	23	94	11	0	Johnson	21	80	11	1
Brooks	6	23	9	0	Alexander	9	22	4	0
Fouts	1	6	6	0	Anderson	5	39	13	0
Cappelletti	1	5	5	0	Collinsworth	1	2	2	0
TOTALS	31	128	11	0	TOTALS	36	143	13	1

PASSING									
S.D.	ATT	CMP	YDS	TD-I	CIN.	ATT	CMP	YDS	TD-I
Fouts	28	15	185	1-2	Anderson	22	14	161	2-0
					Thompson	1	1	14	0-0
TOTALS	28	15	185	1-2	TOTALS	23	15	175	2-0

RECEIVING									
S.D.	NO	YDS	LG	TD	CIN.	NO	YDS	LG	TD
Chandler	6	79	25	0	Ross	5	69	19	0
Winslow	3	47	33t	1	Alexander	3	25	16	0
Joiner	3	41	21	0	Collinsworth	2	28	16	0
Brooks	2	5	4	0	Curtis	2	28	15	0
Sievers	1	13	13	0	Johnson	1	14	14	0
					M.Harris	1	8	8t	1
					Bass	1	3	3t	1
TOTALS	15	185	33t	1	TOTALS	15	175	19	2

**San Diego** (press box stats) — **ST-AT-TT:** King 6-3-9, Johnson 7-1-8, Kelcher 5-1-6, Edwards 4-1-5, Lowe 4-0-4, Woodcock 3-1-4, Young 3-1-4, Buchanan 2-1-3, Laslavic 2-1-3, Shaw 2-1-3, M.Williams 2-1-3, Horn 2-0-2, Preston 1-1-2, Fouts 1-0-1, Jones 1-0-1, Ferguson 0-1-1. **SKS.-YDS.:** None. **INT.-YDS.:** None. **PD:** Shaw 2, Buchanan 1, Edwards 1, King 1, Lowe 1. **FF:** Buchanan 1, Edwards 1. **FR.-YDS.:** Buchanan 1-8.

**Cincinnati** (press box stats) — **ST-AT-TT:** Hicks 8-1-9, Browner 6-3-9, Williams 5-2-7, Cameron 3-4-7, B.Harris 5-1-6, Breeden 4-1-5, Kemp 3-2-5, LeClair 3-1-4, Whitley 2-2-4, R.Griffin 3-0-3, Dinkel 2-0-2, Frazier 1-1-2, Edwards 1-1-2, Breech 1-0-1, Davis 1-0-1, Fuller 1-0-1, St. Clair 1-0-1, Riley 0-1-1. **SKS.-YDS.:** Edwards 1-7, B.Harris 1-5. **INT.-YDS.:** Kemp 1-24, Breeden 1-0. **PD:** Kemp 4, Riley 3, Breeden 2, Hicks 2, LeClair 2, Bass 1, R.Griffin 1. **FF:** Cameron 1, Hicks 1, Razzano 1, Williams 1. **FR.-YDS.:** Bass 1-0, Browner 1-0.

## 1981 SEASON

## SUPER BOWL XVI

San Francisco 49ers 26, Cincinnati Bengals 21  
Sunday, Jan. 24, 1982 at Pontiac Silverdome (Pontiac, Mich.)

Cincinnati outgained San Francisco by 81 yards (356-275), marking the first time in Super Bowl history the losing team led in scrimmage yardage. Bengals QB Ken Anderson set Super Bowl records (since surpassed) for completions (25) and completion percentage (73.5), and his 300 passing yards nearly doubled the 157 by 49ers QB Joe Montana, the game's MVP. But Cincinnati suffered four turnovers to San Francisco's one, and three of those giveaways led to 17 first-half points for the 49ers, who led 20-0 at intermission. Leading 20-7, San Francisco staged a memorable goal-line stand late in the third quarter, stopping Cincinnati for no gain on three straight plays from the one-yard line. The Bengals still closed the gap to 20-14 with a four-yard TD pass from Anderson to TE Dan Ross with 10:06 left, but the 49ers added FGs of 40 and 23 yards by K Ray Wersching to pull away. Cincinnati crept to within 26-21 with 16 seconds left on a second Anderson-to-Ross TD pass, but San Francisco recovered the Bengals' ensuing onside kick to seal the victory. Wersching's four FGs tied a Super Bowl record (still tied) and Ross' 11 receptions set a Super Bowl record (since broken).

SCORE BY PERIODS	1	2	3	4	OT	PTS.
San Francisco	7	13	0	6	—	26
Cincinnati	0	0	7	14	—	21

TEAM — SCORING PLAY	QTR.-LEFT
S.F. — Montana 1 run (Wersching kick)	1-5:52
S.F. — Cooper 11 pass from Montana (Wersching kick)	2-6:53
S.F. — Wersching 22 field goal	2-0:15
S.F. — Wersching 26 field goal	2-0:02
Cin. — Anderson 5 run (Breech kick)	3-11:25
Cin. — Ross 4 pass from Anderson (Breech kick)	4-10:06
S.F. — Wersching 40 field goal	4-5:25
S.F. — Wersching 23 field goal	4-1:57
Cin. — Ross 3 pass from Anderson (Breech kick)	4-0:16

**Missed FGs:** None. **Attendance:** 81,270. **Time:** 3:21.

TEAM STATISTICS	S.F.	CIN.
First downs	20	24
Third down conversions-attempts	8-15	6-12
Total net yards	275	356
Net yards rushing	127	72
Net yards passing	148	284
Pass attempts-completions-interceptions	22-14-0	34-25-2
Sacks against-yards lost	1-9	5-16
Punts-average	4-46.3	3-43.7
Punt returns-yards	1-6	4-35
Kickoff returns-yards	2-40	7-52
Penalties-yards	8-65	8-57
Fumbles-lost	2-1	2-2
Time of possession	30:34	29:26

RUSHING									
S.F.	ATT	YDS	LG	TD	CIN.	ATT	YDS	LG	TD
Patton	17	55	10	0	Johnson	14	36	5	0
Cooper	9	34	14	0	Alexander	5	17	13	0
Montana	6	18	7	1	Anderson	4	15	6	1
Ring	5	17	7	0	A.Griffin	1	4	4	0
Davis	2	5	4	0					
Clark	1	-2	-2	0					
TOTALS	40	127	14	1	TOTALS	24	72	13	1

PASSING									
S.F.	ATT	CMP	YDS	TD-I	CIN.	ATT	CMP	YDS	TD-I
Montana	22	14	157	1-0	Anderson	34	25	300	2-2
TOTALS	22	14	157	1-0	TOTALS	34	25	300	2-2

RECEIVING									
S.F.	NO	YDS	LG	TD	CIN.	NO	YDS	LG	TD
Solomon	4	52	20	0	Ross	11	104	16	2
Clark	4	45	17	0	Collinsworth	5	107	49	0
Cooper	2	15	11t	1	Curtis	3	42	21	0
Wilson	1	22	22	0	Kreider	2	36	19	0
Young	1	14	14	0	Johnson	2	8	5	0
Patton	1	6	6	0	Alexander	2	3	3	0
Ring	1	3	3	0					
TOTALS	14	157	22	1	TOTALS	25	300	49	2

**San Francisco** (press box stats) — **ST-AT-TT:** Leopold 6-1-7, Reynolds 6-1-7, Harper 6-0-6, Reese 5-1-6, Williamson 5-0-5, Wright 5-0-5, Lott 4-1-5, Hicks 2-3-5, Stuckey 3-1-4, Board 2-1-3, Gervais 2-1-3, Harty 2-0-2, Turner 2-0-2, Bunz 1-0-1, Cross 1-0-1, Dean 1-0-1, Lawrence 1-0-1, McColl 1-0-1, Puki 0-1-1. **SKS.-YDS.:** Stuckey 1-6, Dean 1-4, Turner 1-4, Reynolds 1-2, Leopold 1-0. **INT.-YDS.:** Hicks 1-27, Wright 1-25. **PD:** Wright 2, Hicks 1. **FF:** Wright 1. **FR.-YDS.:** McCall 1-0, Thomas 1-0.

**Cincinnati** (press box stats) — **ST-AT-TT:** Browner 10-0-10, Breeden 7-0-7, Kemp 6-0-6, Williams 5-1-6, Razzano 4-0-4, Riley 4-0-4, Cameron 3-1-4, Hicks 3-1-4, B.Harris 2-2-4, LeClair 1-2-3, St. Clair 1-2-3, Edwards 2-0-2, Hargrove 1-0-1, R.Griffin 1-0-1, Montoya 1-0-1, Whitley 1-0-1, Wilson 1-0-1, Dinkel 0-1-1. **SKS.-YDS.:** Browner 1-9. **INT.-YDS.:** None. **PD:** Cameron 2, Breeden 1, Riley 1, Williams 1. **FF:** Montoya 1. **FR.-YDS.:** Simmons 1-0.



## 1982 SEASON

## AFC FIRST-ROUND PLAYOFF

**N.Y. Jets 44, Cincinnati Bengals 17**  
**Sunday, Jan. 9, 1983 at Riverfront Stadium**

The defending AFC Champion Bengals lost an early 14-3 lead and were dismantled by the underdog Jets. The 7-2 Bengals were the AFC's No. 3 seed in 16-team "Super Bowl Tournament," organized for the strike-shortened regular season. RB Freeman McNeil led No. 6 seed New York, rushing for 202 yards and a TD against Cincinnati's No. 3-ranked rush defense. Cincinnati trailed only 23-17 after three periods, but suffered a particularly demoralizing fourth quarter, which included two INTs (one for a TD), a TD pass nullified by a false start penalty, a missed FG, a lost fumble and two rushing TDs allowed.

SCORE BY PERIODS	1	2	3	4	OT	PTS.
N.Y. Jets.....	3	17	3	21	—	44
Cincinnati.....	14	0	3	0	—	17

TEAM — SCORING PLAY	QTR.-LEFT
Cin. — Curtis 32 pass from Anderson (Breech kick).....	1-8:30
NYJ — Leahy 32 field goal.....	1-5:59
Cin. — Ross 2 pass from Anderson (Breech kick).....	1-1:46
NYJ — Gaffney 14 pass from McNeil (Leahy kick).....	2-12:55
NYJ — Walker 4 pass from Todd (Leahy kick).....	2-4:02
NYJ — Leahy 24 field goal.....	2-0:34
NYJ — Leahy 47 field goal.....	3-9:30
Cin. — Breech 20 field goal.....	3-2:28
NYJ — McNeil 20 run (Leahy kick).....	4-8:24
NYJ — Ray 98 interception return (Leahy kick).....	4-4:50
NYJ — Crutchfield 1 run (Leahy kick).....	4-1:56

**Missed FGs:** Breech (46WVR). **Attendance:** 57,560. **Time:** 3:13.

TEAM STATISTICS	NYJ	CIN.
First downs.....	27	23
Third down conversions-attempts.....	6-9	7-10
Total net yards.....	517	395
Net yards rushing.....	234	62
Net yards passing.....	283	333
Pass attempts-completions-interceptions.....	29-21-1	36-26-3
Sacks against-yards lost.....	0-0	4-21
Punts-average.....	0-0.0	2-43.0
Punt returns-yards.....	1-2	0-0
Kickoff returns-yards.....	4-69	8-138
Penalties-yards.....	12-95	7-60
Fumbles-lost.....	2-1	2-1
Time of possession.....	28:44	31:16

## RUSHING

NYJ	ATT	YDS	LG	TD	CIN.	ATT	YDS	LG	TD
McNeil	21	202	35	1	Johnson	9	26	14	0
Dierking	3	11	9	0	A.Griffin	3	17	8	0
Harper	2	9	9	0	Alexander	7	14	6	0
Newton	2	6	4	0	Anderson	2	5	3	0
Todd	3	3	8	0					
Augustyniak	2	2	1	0					
Crutchfield	1	1	1t	1					
TOTALS	34	234	35	2	TOTALS	21	62	14	0

## PASSING

NYJ	ATT	CMP	YDS	TD-I	CIN.	ATT	CMP	YDS	TD-I
Todd	28	20	269	1-1	Anderson	35	26	354	2-3
McNeil	1	1	14	1-0	Schonert	1	0	0	0-0
TOTALS	29	21	283	2-1	TOTALS	36	26	354	2-3

## RECEIVING

NYJ	NO	YDS	LG	TD	CIN.	NO	YDS	LG	TD
Walker	8	145	49	1	Collinsworth	7	120	53	0
Gaffney	4	50	20	1	Ross	6	89	26	1
Harper	2	35	19	0	Curtis	3	63	32t	1
L.Jones	2	22	12	0	Kreider	3	41	17	0
Dierking	2	9	5	0	A.Griffin	3	14	6	0
Barkum	1	9	9	0	Johnson	3	7	9	0
McNeil	1	9	9	0	M.Harris	1	20	20	0
Augustyniak	1	4	4	0					
TOTALS	21	283	49	2	TOTALS	26	354	53	2

## DEFENSE

**N.Y. Jets** (press box stats) — **ST-AT-TT:** Mehl 9-1-10, Neil 7-0-7, Schroy 6-0-6, Crable 3-3-6, Buttle 4-0-4, Jackson 4-0-4, Holmes 3-0-3, Ray 3-0-3, Lynn 2-0-2, Sohn 2-0-2, Lyons, 1-1-2, Salaam 1-1-2, Barber 1-0-1, Bennett 1-0-1, Gastineau 1-0-1, Johnson 1-0-1, B.Jones 1-0-1, Newton 1-0-1, Shuler 1-0-1, Woodring 1-0-1. **SKS.-YDS.:** Salaam 1-8, Lynn 1-7, Gastineau 1-4, Lyons 1-2. **INT.-YDS.:** Lynn 2-40, Ray 1-98. **PD:** Lynn 2, Crable 1, Ray 1. **FF:** Bennett 1, B.Jones 1. **FR-YDS.:** Crable 1-0.

**Cincinnati** (press box stats) — **ST-AT-TT:** Cameron 8-0-8, Browner 6-2-8, Williams 6-1-7, Riley 5-1-6, R.Griffin 5-0-5, Kemp 5-0-5, Fuller 4-0-4, B.Harris 4-0-4, LeClair 2-2-4, Breedon 1-2-3, Edwards 2-0-2, Hicks 2-0-2, Simmons 2-0-2, Davis 1-0-1, Frazier 1-0-1, Jackson 1-0-1, Munoz 1-0-1, Ross 1-0-1, Verser 1-0-1, Whitley 1-0-1, Razzano 0-1-1. **SKS.-YDS.:** None. **INT.-YDS.:** Riley 1-0. **PD:** Kemp 1, Riley 1, Whitley 1. **FF:** Kemp 2. **FR-YDS.:** Fuller 1-20.

## 1988 SEASON

## AFC DIVISIONAL PLAYOFF

**Cincinnati Bengals 21, Seattle Seahawks 13**  
**Saturday, Dec. 31, 1988 at Riverfront Stadium**

Unbeaten at home in eight regular-season games, the AFC Central Division Champion Bengals ran their Riverfront Stadium mark to 9-0 by rushing for a season-high 254 yards. They scored all three of their TDs in the first half and withstood a 13-point Seattle fourth quarter. The Seahawks pulled to within 21-13 on QB Dave Krieg's one-yard sneak with 6:05 to play, but K Norm Johnson's missed PAT left the visitors still two scores short, as the two-point conversion would not be added to NFL rules until 1994. The victory earned the Bengals their first trip to the AFC Championship game since the 1981 season. Bengals rookie FB Ickey Woods rushed for 126 yards on 23 carries, and his one-yard TD run midway through the second quarter gave Cincinnati a 21-0 halftime lead. A pair of three-yard TD runs in the first and second quarters by FB Stanley Wilson opened the Bengals' scoring. Wilson added 45 rushing yards on seven attempts, while HB James Brooks rushed for 72 yards on 13 attempts. Cincinnati's defense held Seattle to just 22 yards rushing the entire game and only 49 total net yards in the first half. The Bengals stayed on the ground to win, getting only seven completions from QB Boomer Esiason, the NFL's top-rated quarterback and its consensus MVP in the regular season, and only one reception from WR Eddie Brown, who led the AFC in the regular season with 1273 receiving yards.

SCORE BY PERIODS	1	2	3	4	OT	PTS.
Seattle.....	0	0	0	13	—	13
Cincinnati.....	7	14	0	0	—	21

TEAM — SCORING PLAY	QTR.-LEFT
Cin. — Wilson 3 run (Breech kick).....	1-9:11
Cin. — Wilson 3 run (Breech kick).....	2-11:35
Cin. — Woods 1 run (Breech kick).....	2-7:40
Sea. — Williams 7 pass from Krieg (Johnson kick).....	4-11:40
Sea. — Krieg 1 run (kick failed).....	4-6:05

**Missed FGs:** None. **Attendance:** 58,560. **Time:** 3:12.

TEAM STATISTICS	SEA.	CIN.
First downs.....	19	22
Third down conversions-attempts.....	2-12	6-13
Total net yards.....	294	345
Net yards rushing.....	22	254
Net yards passing.....	272	91
Pass attempts-completions-interceptions.....	50-24-2	19-7-0
Sacks against-yards lost.....	3-25	2-17
Punts-average.....	6-44.1	6-46.0
Punt returns-yards.....	5-30	3-19
Kickoff returns-yards.....	3-66	3-54
Penalties-yards.....	5-45	2-29
Fumbles-lost.....	1-1	3-2
Time of possession.....	24:41	35:19

## RUSHING

SEA.	ATT	YDS	LG	TD	CIN.	ATT	YDS	LG	TD
Warner	7	15	8	0	Woods	23	126	30	1
Williams	8	6	3	0	Brooks	13	72	26	0
Krieg	1	1	1t	1	Wilson	7	45	20	2
					Esiason	4	11	11	0
TOTALS	16	22	8	1	TOTALS	47	254	30	3

## PASSING

SEA.	ATT	CMP	YDS	TD-I	CIN.	ATT	CMP	YDS	TD-I
Krieg	50	24	297	1-2	Esiason	19	7	108	0-0
Warner	0	0	0	0-0					
TOTALS	50	24	297	1-2	TOTALS	19	7	108	0-0

## RECEIVING

SEA.	NO	YDS	LG	TD	CIN.	NO	YDS	LG	TD
Williams	11	137	37	1	Holman	3	44	24	0
Blades	5	78	24	0	Collinsworth	1	30	30	0
Butler	2	40	32	0	Brown	1	23	23	0
Largent	2	17	12	0	Brooks	1	9	9	0
Skansi	1	11	11	0	Riggs	1	2	2	0
Clark	1	8	8	0					
Spagnola	1	7	7	0					
Warner	1	-1	-1	0					
TOTALS	24	297	37	1	TOTALS	7	108	30	0

## DEFENSE

**Seattle** (press box stats) — **ST-AT-TT:** Robinson 9-2-11, Comeaux 7-1-8, Scholtz 6-1-7, Wyman 6-0-6, Green 5-1-6, Jenkins 3-1-4, Clarke 3-0-3, Woods 3-0-3, Moyer 2-1-3, Nash 2-1-3, Taylor 2-0-2, Dean 1-0-1, Spagnola 1-0-1, Gaines 0-1-1. **SKS.-YDS.:** Clarke 1-9, Green 1-8. **INT.-YDS.:** None. **PD:** Robinson 1, Scholtz 1. **FF:** Clarke 1, Green 1. **FR-YDS.:** Nash 1-0.

**Cincinnati** (press box stats) — **ST-AT-TT:** Krumrie 5-2-7, Billups 4-2-6, Fulcher 4-1-5, Buck 1-4-5, Thomas 4-0-4, Wilcots 4-0-4, Williams 3-1-4, White 3-0-3, Zander 1-2-3, Dixon 2-0-2, Horton 2-0-2, Grant 1-1-2, Kelly 1-1-2, Skow 1-1-2, Bussey 1-0-1, King 0-1-1. **SKS.-YDS.:** Williams 1-11, Skow 1-10, Buck 1-4. **INT.-YDS.:** Thomas 1-0, Wilcots 1-0. **PD:** Thomas 6, Billups 4, Dixon 1, Fulcher 1, Wilcots 1. **FF:** Krumrie 1. **FR-YDS.:** Skow 1-0.

## 1988 SEASON

## AFC CHAMPIONSHIP

Cincinnati Bengals 21, Buffalo Bills 10  
Sunday, Jan. 8, 1989 at Riverfront Stadium

The week before the AFC Championship game was filled with controversy, as Bills head coach Marv Levy convinced the NFL office that Bengals head coach Sam Wyche's no-huddle offense was illegal. Cincinnati had developed and employed the no-huddle attack all season, but shortly before kickoff, the league informed the team that game officials would severely restrict its use. Wyche eventually would prevail in this rule book battle. Nevertheless, his offense, forced to abandon its no-huddle tactics for this contest, returned to basics and led the charge in beating Buffalo for a berth in Super Bowl XXIII. It was Cincinnati's third victory of the year over Buffalo, the Bengals having also downed the Bills in the preseason and regular season. Cincinnati won with a punishing rushing game, running the ball on 50 of 73 offensive plays and gaining 175 of its 249 total yards on the ground. Cincinnati's defense recorded a solid performance, holding the Bills to 181 total yards, including just 53 in the second half. Cincinnati made eight of 16 combined third-down and fourth-down conversions while allowing the Bills a debilitating none of 11. Bengals rookie FB Ickey Woods had his second 100-yard rushing game of the postseason, gaining 102 on 29 carries. The Bengals advanced to the Super Bowl from what was, at the time, the worst previous-season finish (4-11) of any Super Bowl qualifier. Even to the present time, only the 1999 St. Louis Rams (4-12 in '98) have gone farther.

SCORE BY PERIODS	1	2	3	4	OT	PTS.
Buffalo .....	0	10	0	0	—	10
Cincinnati .....	7	7	0	7	—	21

TEAM — SCORING PLAY	QTR-LEFT
Cin. — Woods 1 run (Breech kick) .....	1-1:51
Buff. — Reed 9 pass from Kelly (Norwood kick) .....	2-13:21
Cin. — Brooks 10 pass from Esiason (Breech kick) .....	2-2:21
Buff. — Norwood 39 field goal .....	2-0:22
Cin. — Woods 1 run (Breech kick) .....	4-14:56

**Missed FGs:** Norwood (43WL). **Attendance:** 59,747. **Time:** 3:10.

TEAM STATISTICS	BUFF.	CIN.
First downs .....	10	23
Third down conversions-attempts .....	0-10	7-15
Total net yards .....	181	249
Net yards rushing .....	45	175
Net yards passing .....	136	74
Pass attempts-completions-interceptions .....	30-14-3	20-11-2
Sacks against-yards lost .....	3-27	3-20
Punts-average .....	6-45.1	6-36.8
Punt returns-yards .....	1-2	3-24
Kickoff returns-yards .....	3-57	3-30
Penalties-yards .....	5-50	4-45
Fumbles-lost .....	0-0	2-0
Time of possession .....	20:31	39:29

## RUSHING

BUFF.	ATT	YDS	LG	TD	CIN.	ATT	YDS	LG	TD
Mueller	8	21	13	0	Woods	29	102	16	2
Kelly	2	10	5	0	Wilson	5	29	9	0
Thomas	4	6	2	0	Esiason	7	26	29	0
Riddick	1	4	4	0	Jennings	2	12	8	0
Byrum	1	3	3	0	Brooks	7	6	5	0
Harmon	1	1	1	0					
TOTALS	17	45	13	0	TOTALS	50	175	29	2

## PASSING

BUFF.	ATT	CMP	YDS	TD-I	CIN.	ATT	CMP	YDS	TD-I
Kelly	30	14	163	1-3	Esiason	20	11	94	1-2
TOTALS	30	14	163	1-3	TOTALS	20	11	94	1-2

## RECEIVING

BUFF.	NO	YDS	LG	TD	CIN.	NO	YDS	LG	TD
Reed	5	55	18	1	Holman	4	38	21	0
Riddick	3	28	14	0	Brooks	2	21	11	1
Harmon	3	18	9	0	Riggs	2	16	13	0
T. Johnson	2	48	26	0	McGee	2	14	8	0
Metzelaars	1	14	14	0	Collinsworth	1	5	5	0
TOTALS	14	163	26	1	TOTALS	11	94	21	1

## DEFENSE

**Buffalo** (press box stats) — **ST-AT-TT:** Talley 7-4-11, Still 9-0-9, Bentley 5-4-9, L. Smith 4-2-6, Bennett 4-1-5, B. Smith 4-1-5, Burroughs 4-0-4, Conlan 3-1-4, Odomes 3-1-4, Radecic 3-1-4, Kelso 2-1-3, Jackson 2-0-2, Cocroft 1-0-1, Davis 1-0-1, Riddick 1-0-1, Ritcher 1-0-1. **SKS.-YDS.:** B. Smith 2-13, Still 1-7. **INT.-YDS.:** Kelso 1-25, Bentley 1-0. **PD:** Bentley 2, Kelso 2, Burroughs 1, Talley 1, Radecic 1. **FF:** Odomes 1. **FR-YDS.:** None.

**Cincinnati** (press box stats) — **ST-AT-TT:** Krumrie 3-3-6, White 4-1-5, Thomas 4-0-4, Bussey 3-0-3, Barker 2-1-3, Fulcher 1-2-3, Horton 1-2-3, Wilcots 1-2-3, Williams 1-2-3, Buck 2-0-2, Zander 2-0-2, Dixon 1-1-2, Kelly 1-1-2, Grant 1-0-1, Skow 1-0-1, Billups 0-1-1. **SKS.-YDS.:** Buck 1-10, Grant 1-10, Williams 1-7. **INT.-YDS.:** Thomas 1-26, Fulcher 1-0, Billups 1-(-3). **PD:** Thomas 4, Billups 2, Fulcher 2, Wilcots 1. **FF:** None. **FR-YDS.:** None.

## 1988 SEASON

## SUPER BOWL XXIII

San Francisco 49ers 20, Cincinnati Bengals 16  
Sunday, Jan. 22, 1989 at Joe Robbie Stadium (Miami, Fla.)

NFL commissioner Pete Rozelle termed it the most exciting of the first 23 games in Super Bowl history, and the result regained some respect for the AFC, which had lost the last four contests by an average of more than 27 points. But the dominant emotion of the day still was heartbreak for head coach Sam Wyche's underdog Bengals, who took a 16-13 lead with 3:20 to play on Jim Breech's 40-yard FG before succumbing to a 92-yard, 11-play TD drive led by San Francisco QB Joe Montana. WR John Taylor's game-winning 10-yard TD catch from Montana came with just 34 seconds remaining. Never before had a Super Bowl been won on a TD so late in the game. Cincinnati played without FB Stanley Wilson, who was suspended for a substance abuse violation that occurred the night before the game. In addition, the Bengals played almost the entire contest without All-Pro NT Tim Krumrie, who suffered a severely broken leg early in the first quarter. The teams were tied 3-3 at halftime, tied again at 6-6 late in the third quarter, and then swapped TDs in quick succession. A 93-yard kickoff return by Cincinnati HB Stanford Jennings was countered by a four-play San Francisco TD drive. The third of Breech's three FGs gave Cincinnati its third lead of the day before Montana's final heroics saved the day for the 49ers. San Francisco WR Jerry Rice tied a Super Bowl record with 11 receptions (still tied; originally set by Bengals TE Dan Ross in Super Bowl XVI) for 215 yards and one TD, earning the game's MVP award. Montana completed 23 of 36 passes for 357 yards, two TDs and no INTs. The victory made San Francisco the first NFC team to win three Super Bowls.

SCORE BY PERIODS	1	2	3	4	OT	PTS.
Cincinnati .....	0	3	10	3	—	16
San Francisco .....	3	0	3	14	—	20

TEAM — SCORING PLAY	QTR-LEFT
S.F. — Cofer 41 field goal .....	1-3:14
Cin. — Breech 34 field goal .....	2-1:15
Cin. — Breech 43 field goal .....	3-5:39
S.F. — Cofer 32 field goal .....	3-0:50
Cin. — Jennings 93 kickoff return (Breech kick) .....	3-0:34
S.F. — Rice 14 pass from Montana (Cofer kick) .....	4-14:03
Cin. — Breech 40 field goal .....	4-3:20
S.F. — Taylor 10 pass from Montana (Cofer kick) .....	4-0:34

**Missed FGs:** Cofer (19WL, 49WR). **Attendance:** 75,129. **Time:** 3:24.

TEAM STATISTICS	CIN.	S.F.
First downs .....	13	23
Third down conversions-attempts .....	4-13	4-13
Total net yards .....	229	453
Net yards rushing .....	106	112
Net yards passing .....	123	341
Pass attempts-completions-interceptions .....	25-11-1	36-23-0
Sacks against-yards lost .....	5-21	4-16
Punts-average .....	5-44.6	4-37.0
Punt returns-yards .....	2-5	3-56
Kickoff returns-yards .....	3-132	5-77
Penalties-yards .....	7-65	4-32
Fumbles-lost .....	1-0	4-1
Time of possession .....	32:43	27:17

## RUSHING

CIN.	ATT	YDS	LG	TD	S.F.	ATT	YDS	LG	TD
Woods	20	79	10	0	Craig	17	71	13	0
Brooks	6	24	11	0	Rathman	5	23	11	0
Jennings	1	3	3	0	Montana	4	13	11	0
Esiason	1	0	0	0	Rice	1	5	5	0
TOTALS	28	106	11	0	TOTALS	27	112	13	0

## PASSING

CIN.	ATT	CMP	YDS	TD-I	S.F.	ATT	CMP	YDS	TD-I
Esiason	25	11	144	0-1	Montana	36	23	357	2-0
TOTALS	25	11	144	0-1	TOTALS	36	23	357	2-0

## RECEIVING

CIN.	NO	YDS	LG	TD	S.F.	NO	YDS	LG	TD
Collinsworth	3	40	23	0	Rice	11	215	44	1
Brown	3	32	17	0	Craig	8	101	40	0
Brooks	2	32	20	0	Frank	2	15	8	0
McGee	2	23	18	0	Rathman	1	16	16	0
Hillary	1	17	17	0	Taylor	1	10	10	1
TOTALS	11	144	23	0	TOTALS	23	357	44	2

## DEFENSE

**Cincinnati** (press box stats) — **ST-AT-TT:** Williams 9-1-10, Wilcots 7-0-7, Billups 5-0-5, Fulcher 5-0-5, Bussey 4-1-5, Zander 4-0-4, Buck 3-1-4, Grant 3-0-3, Horton 3-0-3, Thomas 2-1-3, Barker 2-0-2, McClendon 2-0-2, Dixon 1-0-1, White 1-0-1. **SKS.-YDS.:** Fulcher 1-6, Buck 1-5, Williams 1-3, Grant 1-2. **INT.-YDS.:** None. **PD:** Billups 1, Bussey 1, Fulcher 1. **FF:** Fulcher 1, Horton 1. **FR-YDS.:** Skow 1-0.

**San Francisco** (press box stats) — **ST-AT-TT:** Fagan 6-0-6, Haley 6-0-6, McKyer 6-0-6, Lott 5-0-5, Fuller 4-1-5, Griffin 4-0-4, Carter 3-0-3, Roberts 3-0-3, Fahnhorst 1-1-2, Holt 1-0-1, Romanowski 1-0-1, Stubbs 1-0-1, Turner 1-0-1. **SKS.-YDS.:** Haley 2-10, Stubbs 1-8, Carter 1-3, Fagan 1-0. **INT.-YDS.:** Romanowski 1-0. **PD:** Fuller 1, Griffin 1, Lott 1, Romanowski 1. **FF:** None. **FR-YDS.:** None.

## 1990 SEASON

## AFC WILD CARD PLAYOFF

Cincinnati Bengals 41, Houston Oilers 14  
Sunday, Jan. 6, 1991 at Riverfront Stadium

Having been involved in a feisty regular-season rivalry with Houston for several years, Cincinnati got the chance to tangle with the Oilers in the postseason and responded with the most lopsided playoff win in team history. The Bengals outgained the Oilers by 123 yards (349-226) and set team postseason records for points (still stands) and victory margin (still stands), using a well-balanced offensive attack. Cincinnati's rushing game outgained Houston 187-67, yet no Bengals rusher totaled more than 57 yards. Cincinnati's passing game added another 162 net yards, yet no Bengals receiver had more than two catches. Houston, however, failed to mount a serious threat the entire game. The Bengals led 34-0 before the Oilers scored their first point late in the third quarter. Ironically, it was the Oilers who helped put the Bengals in the playoffs the previous week. Houston beat Pittsburgh 34-14 in its Sunday night regular-season finale, allowing Cincinnati to win the AFC Central Division tiebreaker (the Bengals, Oilers and Steelers all had finished 9-7).

SCORE BY PERIODS	1	2	3	4	OT	PTS.
Houston.....	0	0	7	7	—	14
Cincinnati.....	10	10	14	7	—	41

## TEAM — SCORING PLAY QTR.-LEFT

Cin. — Woods 1 run (Breech kick).....	1-8:36
Cin. — Breech 27 field goal.....	1-1:10
Cin. — Green 2 pass from Esiason (Breech kick).....	2-9:18
Cin. — Breech 30 field goal.....	2-0:43
Cin. — Ball 3 run (Breech kick).....	3-11:34
Cin. — Esiason 10 run (Breech kick).....	3-11:09
Hou. — Givins 16 pass from Carlson (Garcia kick).....	3-5:15
Cin. — Kattus 9 pass from Esiason (Breech kick).....	4-14:09
Hou. — Givins 5 pass from Carlson (Garcia kick).....	4-6:59

Missed FGs: None. Attendance: 60,012. Time: 3:05.

TEAM STATISTICS	HOU.	CIN.
First downs.....	13	24
Third down conversions-attempts.....	2-9	4-13
Total net yards.....	226	349
Net yards rushing.....	67	187
Net yards passing.....	159	162
Pass attempts-completions-interceptions.....	33-16-1	25-15-0
Sacks against-yards lost.....	1-6	0-0
Punts-average.....	6-42.6	3-45.0
Punt returns-yards.....	1-19	3-42
Kickoff returns-yards.....	6-114	3-58
Penalties-yards.....	5-33	4-40
Fumbles-lost.....	2-1	1-0
Time of possession.....	20:15	39:45

## RUSHING

HOU.	ATT	YDS	LG	TD	CIN.	ATT	YDS	LG	TD
Pinkett.....	5	43	16	0	Esiason.....	5	57	14	1
Carlson.....	4	22	12	0	Green.....	11	55	12	0
White.....	4	2	5	0	Ball.....	7	33	14	1
					Brooks.....	6	17	14	0
					Jennings.....	6	16	10	0
					Woods.....	6	11	4	1
					Wilhelm.....	3	-2	0	0
TOTALS.....	13	67	16	0	TOTALS.....	44	187	14	3

## PASSING

HOU.	ATT	CMP	YDS	TD-I	CIN.	ATT	CMP	YDS	TD-I
Carlson.....	33	16	165	2-1	Esiason.....	20	14	150	2-0
					Wilhelm.....	5	1	12	0-0
TOTALS.....	33	16	165	2-1	TOTALS.....	25	15	162	2-0

## RECEIVING

HOU.	NO	YDS	LG	TD	CIN.	NO	YDS	LG	TD
Givins.....	6	60	16t	2	Holman.....	2	51	46	0
Harris.....	4	37	17	0	McGee.....	2	23	19	0
Jeffries.....	2	33	23	0	Kattus.....	2	19	10	1
Duncan.....	1	15	15	0	Green.....	2	15	13	1
Pinkett.....	1	10	10	0	Jennings.....	2	15	12	0
Hill.....	1	5	5	0	Brown.....	2	14	9	0
White.....	1	5	5	0	Woods.....	2	13	9	0
					Barber.....	1	12	12	0
TOTALS.....	16	165	23	2	TOTALS.....	15	162	46	2

## DEFENSE

**Houston** (press box stats) — ST-AT-TT: Kinard 8-4-12, McDowell 7-0-7, Grimsley 4-3-7, Lathon 6-0-6, Dishman 4-1-5, Childress 4-0-4, Meads 3-0-3, Allen 2-0-2, Fuller 2-0-2, S.Jones 2-0-2, D.Smith 2-0-2, Maggs 1-0-1, A.Smith 1-0-1, E.Johnson 0-1-1, R.Johnson 0-1-1. **SKS.-YDS.:** None. **INT.-YDS.:** None. **PD:** McDowell 2, Kinard 1, Lathon 1. **FF:** None. **FR-YDS.:** None.

**Cincinnati** (press box stats) — ST-AT-TT: Thomas 6-1-7, Bussey 5-0-5, Grant 3-1-4, Francis 3-0-3, Jones 2-1-3, Krumrie 2-1-3, Fulcher 0-3-3, Billups 2-0-2, Carter 1-0-1. **SKS.-YDS.:** (team) 1-6. **INT.-YDS.:** Fulcher 1-43. **PD:** Fulcher 2, Grant 2, Billups 1, Francis 1, Jones 1. **FF:** None. **FR-YDS.:** Francis 1-0.

## 1990 SEASON

## AFC DIVISIONAL PLAYOFF

L.A. Raiders 20, Cincinnati Bengals 10  
Sunday, Jan. 13, 1991 at Los Angeles Coliseum

Los Angeles QB Jay Schroeder, who would join the Bengals as a free agent in 1993, threw two TD passes to help the Raiders defeat Cincinnati and advance to the AFC Championship game. Cincinnati scored first on Jim Breech's 27-yard FG in the second quarter, but Schroeder hit WR Mervyn Fernandez with a 13-yard scoring strike to give Los Angeles a 7-3 halftime lead. The Raiders increased their lead to 10-3 on K Jeff Jaeger's 49-yard FG in the third quarter, and put the game away with 10 unanswered fourth-quarter points on a 41-yard Schroeder pass to TE Ethan Horton and a 25-yard Jaeger FG. The Raiders rushed for 235 yards, including 140 on 21 carries by RB Marcus Allen. DE Greg Townsend had three of the Raiders' four sacks. Raiders RB Bo Jackson, a popular two-sport professional athlete who also played Major League Baseball, rushed for 77 yards on six carries. This game, however, is best remembered by many as the contest that ended Jackson's NFL career. He suffered a hip injury on a tackle by Cincinnati LB Kevin Walker in the third quarter and, though the injury was not considered particularly severe at the time, Jackson never fully recovered to play in the NFL again.

SCORE BY PERIODS	1	2	3	4	OT	PTS.
Cincinnati.....	0	3	0	7	—	10
L.A. Raiders.....	0	7	3	10	—	20

## TEAM — SCORING PLAY QTR.-LEFT

Cin. — Breech 27 field goal.....	2-12:07
LARaid. — Fernandez 13 pass from Schroeder (Jaeger kick).....	2-7:29
LARaid. — Jaeger 49 field goal.....	3-5:41
Cin. — Jennings 8 pass from Esiason (Breech kick).....	4-11:49
LARaid. — Horton 41 pass from Schroeder (Jaeger kick).....	4-8:52
LARaid. — Jaeger 25 field goal.....	4-0:19

Missed FGs: None. Attendance: 92,045. Time: 2:35.

TEAM STATISTICS	CIN.	LARaid.
First downs.....	12	20
Third down conversions-attempts.....	5-12	5-11
Total net yards.....	182	389
Net yards rushing.....	124	235
Net yards passing.....	58	154
Pass attempts-completions-interceptions.....	15-8-0	21-11-1
Sacks against-yards lost.....	4-46	3-18
Punts-average.....	5-51.6	2-39.5
Punt returns-yards.....	0-0	3-40
Kickoff returns-yards.....	4-82	1-18
Penalties-yards.....	1-5	0-0
Fumbles-lost.....	1-0	0-0
Time of possession.....	28:17	31:43

## RUSHING

CIN.	ATT	YDS	LG	TD	LARaid.	ATT	YDS	LG	TD
Woods.....	11	73	18	0	Allen.....	21	140	20	0
Brooks.....	11	26	5	0	Jackson.....	6	77	34	0
Ball.....	5	14	6	0	Smith.....	5	18	5	0
Esiason.....	2	11	8	0					
TOTALS.....	29	124	18	0	TOTALS.....	32	235	34	0

## PASSING

CIN.	ATT	CMP	YDS	TD-I	LARaid.	ATT	CMP	YDS	TD-I
Esiason.....	15	8	104	1-0	Schroeder.....	21	11	172	2-1
TOTALS.....	15	8	104	1-0	TOTALS.....	21	11	172	2-1

## RECEIVING

CIN.	NO	YDS	LG	TD	LARaid.	NO	YDS	LG	TD
Holman.....	2	51	40	0	Horton.....	4	77	41t	1
Brown.....	2	18	15	0	T.Brown.....	3	42	26	0
Brooks.....	1	22	22	0	Fernandez.....	2	24	13t	1
Jennings.....	1	8	8t	1	Allen.....	1	24	24	0
Woods.....	1	5	5	0	Smith.....	1	5	5	0
McGee.....	1	0	0	0					
TOTALS.....	8	104	40	1	TOTALS.....	11	172	41t	2

## DEFENSE

**Cincinnati** (press box stats) — ST-AT-TT: Bussey 7-0-7, Fulcher 5-1-6, Grant 4-1-5, Walker 4-1-5, Zander 4-1-5, Francis 3-2-5, Krumrie 4-0-4, McClendon 3-1-4, White 3-0-3, Billups 2-0-2, Thomas 2-0-2, Wilcots 1-1-2, Buck 1-0-1, Jones 1-0-1. **SKS.-YDS.:** Zander 1-10, Grant 1-5, Buck 1-3. **INT.-YDS.:** Fulcher 1-11. **PD:** Fulcher 2, Thomas 1, Wilcots 1, Zander 1. **FF:** None. **FR-YDS.:** None.

**L.A. Raiders** (press box stats) — ST-AT-TT: Ellison 10-1-11, Benson 5-4-9, Golic 5-4-9, Anderson 3-3-6, Harden 4-1-5, Townsend 4-0-4, Davis 3-1-4, McDaniel 3-0-3, Long 2-1-3, Gordon 1-1-2, Robinson 1-0-1, Washington 0-1-1. **SKS.-YDS.:** Townsend 3-36, Long 1-10. **INT.-YDS.:** None. **PD:** Anderson 1, Benson 1, Ellison. **FF:** None. **FR-YDS.:** None.

**2005 SEASON****AFC WILD CARD PLAYOFF****Pittsburgh Steelers 31, Cincinnati Bengals 17**  
Sunday, Jan. 8, 2006 at Paul Brown Stadium

The atmosphere was super-charged at Paul Brown Stadium as the AFC North Champion Bengals made their first postseason appearance in 15 years. But Cincinnati was dealt a devastating blow on its second offensive play, as QB Carson Palmer was lost to a serious knee injury while completing his first NFL postseason pass — a club postseason-record 66 yards to WR Chris Henry. Backup QB Jon Kitna took over for Palmer and helped Cincinnati earn a 17-14 halftime lead, but Pittsburgh owned the second half. The Bengals' offense had just six first downs and 105 net yards in the final two periods and failed to score another point. The Steelers used a botched snap on a Bengals FG attempt and two INTs thrown by Kitna to control the second half and claim the first-ever postseason meeting between the divisional rivals. Pittsburgh, which finished second to the Bengals in the AFC North and entered the playoffs as No. 6-seeded Wild Card, went on to win Super Bowl XL.

SCORE BY PERIODS	1	2	3	4	OT	PTS.
Pittsburgh .....	0	14	14	3	—	31
Cincinnati .....	10	7	0	0	—	17

TEAM — SCORING PLAY	QTR-LEFT
Cin. — S. Graham 23 field goal .....	1-6:54
Cin. — R. Johnson 20 run (S. Graham kick) .....	1-1:09
Pitt. — W. Parker 19 pass from B. Roethlisberger (J. Reed kick) .....	2-13:11
Cin. — T. Houshmandzadeh 7 pass from J. Kitna (S. Graham kick) .....	2-6:13
Pitt. — H. Ward 5 pass from B. Roethlisberger (J. Reed kick) .....	2-3:48
Pitt. — J. Bettis 5 run (J. Reed kick) .....	3-5:12
Pitt. — C. Wilson 43 pass from B. Roethlisberger (J. Reed kick) .....	3-1:13
Pitt. — J. Reed 21 field goal .....	4-10:29

**Missed FGs:** None. **Attendance:** 65,870. **Time:** 3:03.

TEAM STATISTICS	PITT.	CIN.
First downs .....	19	19
Third down conversions-attempts .....	6-11	9-16
Total net yards .....	346	327
Net yards rushing .....	144	84
Net yards passing .....	202	243
Pass attempts-completions-interceptions .....	21-14-0	41-25-2
Sacks against-yards lost .....	1-6	4-20
Punts-average .....	3-47.0	3-43.7
Punt returns-yards .....	2-21	2-15
Kickoff returns-yards .....	4-94	6-127
Penalties-yards .....	6-39	7-90
Fumbles-lost .....	0-0	2-0
Time of possession .....	28:57	31:03

**RUSHING**

PITT.	ATT	YDS	LG	TD	CIN.	ATT	YDS	LG	TD
J. Bettis	10	52	25	1	R. Johnson	13	56	20t	1
V. Haynes	3	46	26	0	J. Kitna	4	25	12	0
W. Parker	16	38	7	0	C. Perry	2	3	2	0
A. Randle El	1	5	5	0	K. Larson	1	0	0	0
B. Roethlisberger	4	3	6	0					
TOTALS	34	144	26	1	TOTALS	20	84	20t	1

**PASSING**

PITT.	ATT	CMP	YDS	TD-I	CIN.	ATT	CMP	YDS	TD-I
B. Roethlisberger	19	14	208	3-0	J. Kitna	40	24	197	1-2
J. Bettis	1	0	0	0-0	C. Palmer	1	1	66	0-0
A. Randle El	1	0	0	0-0					
TOTALS	21	14	208	3-0	TOTALS	41	25	263	1-2

**RECEIVING**

PITT.	NO	YDS	LG	TD	CIN.	NO	YDS	LG	TD
C. Wilson	3	104	54	1	C. Perry	6	11	6	0
W. Parker	3	41	19t	1	K. Walter	5	73	24	0
H. Miller	2	15	9	0	C. Johnson	4	59	24	0
A. Randle El	2	15	15	0	T. Houshmandzadeh	4	25	8	1
H. Ward	2	10	5t	1	R. Johnson	2	14	11	0
V. Haynes	1	14	14	0	M. Schobel	2	11	8	0
J. Tuman	1	9	9	0	C. Henry	1	66	66	0
					R. Kelly	1	4	4	0
TOTALS	14	208	54	3	TOTALS	25	263	66	1

**DEFENSE**

**Pittsburgh** (press box stats) — **ST-AT-TT:** T. Carter 7-0-7, L. Foote 4-3-7, D. Townsend 5-1-6, T. Polamalu 4-2-6, J. Farrior 3-1-4, C. Haggans 2-2-4, I. Taylor 3-0-3, C. Hope 1-2-3, A. Smith 1-2-3, J. Porter 0-3-3, C. Hampton 2-0-2, C. Hoke 1-1-2, B. McFadden 1-0-1, S. Morey 1-0-1, T. Kirschke 1-0-1, A. Frazier 0-1-1. **SKS-YDS.:** C. Hoke 1-2, L. Foote 0.5-4.5, C. Haggans 0.5-4.5, T. Polamalu 0.5-2.5, J. Porter 0.5-2.5, (team) 1-4. **INT-YDS.:** J. Farrior 1-22, T. Polamalu 1-4, C. Hope 0-5. **PD:** I. Taylor 2, D. Townsend 2, J. Farrior 1, C. Hope 1, T. Polamalu 1. **FF:** None. **FR-YDS.:** None.

**Cincinnati** (press box stats) — **ST-AT-TT:** D. Pollack 5-3-8, O. Thurman 3-5-8, K. Kaesviharn 4-2-6, I. Ohalet 4-0-4, D. O'Neal 4-0-4, T. James 3-1-4, B. Simmons 3-1-4, J. Smith 3-1-4, R. Geathers 2-0-2, L. Johnson 0-2-2, B. Robinson 1-0-1, R. Bauman 0-1-1, H. Navies 0-1-1, S. Smith 0-1-1. **SKS-YDS.:** D. Pollack 1-6. **INT-YDS.:** None. **PD:** R. Geathers 1, D. O'Neal 1. **FF:** None. **FR-YDS.:** None.

**2009 SEASON****AFC WILD CARD PLAYOFF****N.Y. Jets 24, Cincinnati Bengals 14**

Saturday, Jan. 9, 2010 at Paul Brown Stadium

In a Wild Card Playoff that was relatively even in most statistical categories, the AFC North Champion Bengals were minus-two in turnover differential and could not hold an early lead against the visiting Jets. Cincinnati led 7-0 after the first quarter, on an 11-yard TD pass from QB Carson Palmer to WR Laveranues Coles, but New York gained a 14-7 halftime lead with two scores in a span of less than six minutes in the second quarter. Possession for the go-ahead TD drive was gained by the Jets on an INT by Pro Bowl CB Darrelle Revis. The Bengals' second-half comeback efforts were crippled by missed FG attempts of 35 and 28 yards by K. Shayne Graham. Bengals HB Cedric Benson scored on a 47-yard run in the fourth quarter, and his 169 rushing yards for the game set a Bengals postseason record. The Jets defeated the San Diego Chargers in their Divisional Playoff the following week to advance to the AFC Championship game, where they lost to the Indianapolis Colts.

SCORE BY PERIODS	1	2	3	4	OT	PTS.
N.Y. Jets .....	0	14	7	3	—	24
Cincinnati .....	7	0	0	7	—	14

TEAM — SCORING PLAY	QTR-LEFT
Cin. — L. Coles 11 pass from C. Palmer (S. Graham kick) .....	1-7:07
NYJ — S. Greene 39 run (J. Feely kick) .....	2-11:52
NYJ — D. Keller 45 pass from M. Sanchez (J. Feely kick) .....	2-6:19
NYJ — T. Jones 9 run (J. Feely kick) .....	3-2:18
Cin. — C. Benson 47 run (S. Graham kick) .....	4-11:04
NYJ — J. Feely 20 field goal .....	4-5:47

**Missed FGs:** S. Graham (35WL, 28WR). **Attendance:** 63,686. **Time:** 3:02.

TEAM STATISTICS	NYJ	CIN.
First downs .....	15	18
Third down conversions-attempts .....	3-12	5-14
Total net yards .....	353	281
Net yards rushing .....	171	171
Net yards passing .....	182	110
Pass attempts-completions-interceptions .....	15-12-0	36-18-1
Sacks against-yards lost .....	0-0	3-36
Punts-average .....	7-31.4	4-48.0
Punt returns-yards .....	2-26	1-23
Kickoff returns-yards .....	3-56	5-128
Penalties-yards .....	9-76	6-55
Fumbles-lost .....	0-0	2-1
Time of possession .....	33:02	26:58

**RUSHING**

NYJ	ATT	YDS	LG	TD	CIN.	ATT	YDS	LG	TD
S. Greene	21	135	39t	1	C. Benson	21	169	47t	1
T. Jones	15	34	9t	1	C. Palmer	1	2	2	0
B. Smith	2	4	2	0					
M. Sanchez	3	-2	0	0					
TOTALS	41	171	39t	2	TOTALS	22	171	47t	1

**PASSING**

NYJ	ATT	CMP	YDS	TD-I	CIN.	ATT	CMP	YDS	TD-I
M. Sanchez	15	12	182	1-0	C. Palmer	36	18	146	1-1
TOTALS	15	12	182	1-0	TOTALS	36	18	146	1-1

**RECEIVING**

NYJ	NO	YDS	LG	TD	CIN.	NO	YDS	LG	TD
J. Cotchery	6	67	18	0	L. Coles	6	48	13	1
D. Keller	3	99	45t	1	Q. Cosby	3	26	14	0
B. Edwards	2	15	16	0	C. Benson	3	12	5	0
B. Smith	1	1	1	0	C. Johnson	2	28	19	0
					A. Caldwell	2	25	13	0
					B. Leonard	2	7	6	0
TOTALS	12	182	45t	1	TOTALS	18	146	19	1

**DEFENSE**

**N.Y. Jets** (press box stats) — **ST-AT-TT:** B. Thomas 7-0-7, S. Ellis 5-1-6, L. Sheppard 5-1-6, B. Scott 2-3-5, D. Harris 3-1-4, C. Pace 3-1-4, J. Leonhard 2-2-4, D. Revis 2-1-3, D. Coleman 2-0-2, D. Lowery 1-1-2, M. Douglas 0-2-2, K. Rhodes 0-2-2, J. Ihedigbo 1-0-1, M. Devito 0-1-1, H. Green 0-1-1, S. Pouha 0-1-1. **SKS-YDS.:** J. Leonhard 1-18, S. Ellis 1-10, B. Thomas 1-8. **INT-YDS.:** D. Revis 1-20. **PD:** D. Lowery 2, L. D. Revis 1, B. Scott 1, Sheppard 1, B. Thomas 1. **FF:** J. Leonhard 1, B. Thomas 1. **FR-YDS.:** S. Ellis 1-0.

**Cincinnati** (press box stats) — **ST-AT-TT:** C. Ndukwe 7-3-10, D. Jones 4-3-7, L. Hall 4-2-6, J. Joseph 3-2-5, T. Johnson 2-3-5, J. Fanene 4-0-4, C. Crocker 3-1-4, K. Rivers 3-1-4, B. Johnson 1-3-4, D. Peko 1-3-4, R. Geathers 1-2-3, M. Trent 1-1-2. **SKS-YDS.:** None. **INT-YDS.:** None. **PD:** B. Johnson 2. **FF:** None. **FR-YDS.:** None.

**2011 SEASON****AFC WILD CARD PLAYOFF****Houston Texans 31, Cincinnati Bengals 10**  
Saturday, Jan. 7, 2012 at Reliant Stadium

The visiting Bengals set the tone early with a one-yard Cedric Benson TD, a Mike Nugent FG and a strong defensive first half. But big plays would prove to be the difference in the game, and Houston had plenty. With 52 seconds left in the first half, Texans DE J.J. Watt intercepted an Andy Dalton pass and returned it 29 yards for a TD, stirring an already-raucous Reliant Stadium crowd. Trailing 17-10 entering the second half, the Bengals briefly kept the game close, but the Texans pulled ahead 24-10 when WR Andre Johnson scored on a 40-yard reception with 1:08 left in the third quarter. With 5:15 left in the contest, Texans RB Arian Foster, who had a game-high 152 rushing yards, ran 42 yards down the right sideline for a TD that completed the scoring. Bengals QB and Houston area native Andy Dalton passed 27-for-42 for 257 yards, but had three INTs. Houston advanced to the divisional round of the playoffs with the win, but lost to the Baltimore Ravens in that game, 20-13.

SCORE BY PERIODS	1	2	3	4	OT	PTS.
Cincinnati.....	7	3	0	0	—	10
Houston.....	7	10	7	7	—	31

TEAM — SCORING PLAY	QTR.-LEFT
Cin. — C.Benson 1 run (M.Nugent kick).....	1-7:34
Hou. — A.Foster 8 run (N.Rackers kick).....	1-4:57
Cin. — M.Nugent 37 field goal.....	2-7:09
Hou. — N.Rackers 39 field goal.....	2-1:48
Hou. — J.Watt 29 interception return (N.Rackers kick).....	2-0:52
Hou. — A.Johnson 40 pass from T.Yates (N. Rackers kick).....	3-1:08
Hou. — A.Foster 42 run (N.Rackers kick).....	4-5:15

**Missed FGs:** M.Nugent (50WR). **Attendance:** 71,725. **Time:** 3:04.

TEAM STATISTICS	CIN.	HOU.
First downs.....	21	19
Third down conversions-attempts.....	6-13	6-12
Total net yards.....	300	340
Net yards rushing.....	76	188
Net yards passing.....	224	152
Pass attempts-completions-interceptions.....	42-27-3	20-11-0
Sacks against-yards lost.....	4-33	2-7
Punts-average.....	3-48.3	5-50.2
Punt returns-yards.....	3-20	3-12
Kickoff returns-yards.....	1-22	0-0
Penalties-yards.....	3-25	5-87
Fumbles-lost.....	1-0	0-0
Time of possession.....	30:17	29:43

**RUSHING**

CIN.	ATT	YDS	LG	TD	HOU.	ATT	YDS	LG	TD
B.Leonard	3	34	19	0	A.Foster	24	153	42t	2
A.Dalton	3	17	15	0	B.Tate	9	37	9	0
C.Benson	7	14	7	1	J.Casey	1	0	0	0
B.Scott	6	11	4	0	T.Yates	1	-2	-2	0
TOTALS	19	76	19	1	TOTALS	35	188	42t	2

**PASSING**

CIN.	ATT	CMP	YDS	TD-I	HOU.	ATT	CMP	YDS	TD-I
A.Dalton	42	27	257	0-3	T.Yates	20	11	159	1-0
TOTALS	42	27	257	0-3	TOTALS	20	11	159	1-0

**RECEIVING**

CIN.	NO	YDS	LG	TD	HOU.	NO	YDS	LG	TD
B.Leonard	6	36	16	0	A.Johnson	5	90	40t	1
A.Green	5	47	21	0	A.Foster	3	29	15	0
J.Gresham	5	46	16	0	O.Daniels	2	29	21	0
J.Simpson	3	33	16	0	K.Walter	1	11	11	0
B.Scott	3	29	11	0					
R.Whalen	2	24	20	0					
D.Lee	1	36	36	0					
A.Hawkins	1	8	8	0					
C.Benson	1	-2	-2	0					
TOTALS	27	257	36	0	TOTALS	11	159	40t	1

**DEFENSE**

**Cincinnati** (press box stats) — **ST-AT-TT:** T.Howard 6-0-6, J.Fanene 5-1-6, R.Nelson 5-1-6, M.Lawson 4-1-5, A.Jones 4-0-4, D.Peko 4-0-4, G.Atkins 3-1-4, N.Clements 3-0-3, R.Geathers 2-1-3, R.Mauluga 1-2-3, C.Crocker 2-0-2, K.Jennings 2-0-2, F.Rucker 1-1-2, C.Dunlap 1-0-1, D.Skuta 1-0-1. **SKS.-YDS.:** R.Nelson 1-7, G.Atkins 1-0. **INT.-YDS.:** None. **PD:** N.Clements 1, C.Crocker 1, J.Fanene 1. **FF:** None. **FR-YDS.:** None.

**Houston** (press box stats) — **ST-AT-TT:** B.Cushing 5-3-8, D.Manning 5-2-7, J.Joseph 6-0-6, A.Smith 5-0-5, G.Quin 4-1-5, J.Allen 3-2-5, B.Reed 3-2-5, K.Jackson 3-1-4, E.Mitchell 3-1-4, D.Ryans 2-2-4, C.Barwin 3-0-3, S.Cody 1-2-3, J.Watt 2-0-2, T.Jamison 1-1-2, Q.Demps 1-0-1, T.Dobbins 1-0-1. **SKS.-YDS.:** E.Mitchell 1-9, B.Reed 1-9, A.Smith 1-8, J.Watt 1-7. **INT.-YDS.:** J.Watt 1-29, D.Manning 1-0, J.Joseph 1-(-1). **PD:** J.Joseph 2, B.McCain 2, J.Allen 1, T.Jamison 1, D.Manning 1, E.Mitchell 1, J. Watt 1. **FF:** None. **FR-YDS.:** None.

**2012 SEASON****AFC WILD CARD PLAYOFF****Houston Texans 19, Cincinnati Bengals 13**  
Sunday, Jan. 5, 2013 at Reliant Stadium

The Bengals were outgained 420-198 and had only 21:11 possession time, but they hung in against the favored Texans on the strength of a defensive TD and excellent defense in the red zone. Cincinnati had a first down at the Houston 35 with 3:40 to play, looking for a TD for the lead, but the offense could get no farther, and Houston ran out the clock after Cincinnati surrendered the ball on downs. The Bengals got their lone TD on a 21-yard Leon Hall INT return in the second quarter, a play that gave Cincinnati a 7-6 lead. The defense overall was in a bend-but-not-break mode, allowing four red-zone penetrations but forcing the Texans to settle for one TD and three FGs. Houston RB Arian Foster was the day's outstanding individual performer, rushing for 140 yards on 32 carries.

SCORE BY PERIODS	1	2	3	4	OT	PTS.
Cincinnati.....	0	7	3	3	—	13
Houston.....	3	6	7	3	—	19

TEAM — SCORING PLAY	QTR.-LEFT
Hou. — S.Graham 48 field goal.....	1-7:49
Hou. — S.Graham 27 field goal.....	2-13:07
Cin. — L.Hall 21 interception return (J.Brown kick).....	2-9:30
Hou. — S.Graham 22 field goal.....	2-2:19
Hou. — A.Foster 1 run (S.Graham kick).....	3-10:31
Cin. — J.Brown 34 field goal.....	3-7:48
Hou. — S.Graham 24 field goal.....	4-14:17
Cin. — J.Brown 47 field goal.....	4-9:03

**Missed FGs:** None. **Attendance:** 71,738. **Time:** 3:03.

TEAM STATISTICS	CIN.	HOU.
First downs.....	12	24
Third down conversions-attempts.....	0-9	8-17
Total net yards.....	198	420
Net yards rushing.....	80	158
Net yards passing.....	118	262
Pass attempts-completions-interceptions.....	30-14-1	38-29-1
Sacks against-yards lost.....	2-9	0-0
Punts-average.....	5-46.6	3-42.0
Punt returns-yards.....	3-12	2-14
Kickoff returns-yards.....	6-156	2-47
Penalties-yards.....	5-51	7-55
Fumbles-lost.....	1-0	0-0
Time of possession.....	21:11	38:49

**RUSHING**

CIN.	ATT	YDS	LG	TD	HOU.	ATT	YDS	LG	TD
B.Green-Ellis	11	63	29	0	A.Foster	32	140	17	1
A.Dalton	4	15	12	0	K.Martin	1	16	16	0
B.Leonard	1	2	2	0	M.Schaub	4	1	2	0
					B.Tate	2	1	1	0
TOTALS	16	80	29	0	TOTALS	39	158	17	1

**PASSING**

CIN.	ATT	CMP	YDS	TD-I	HOU.	ATT	CMP	YDS	TD-I
A.Dalton	30	14	127	0-1	M.Schaub	38	29	262	0-1
TOTALS	30	14	127	0-1	TOTALS	38	29	262	0-1

**RECEIVING**

CIN.	NO	YDS	LG	TD	HOU.	NO	YDS	LG	TD
A.Green	5	80	45	0	O.Daniels	9	91	19	0
M.Jones	3	34	15	0	A.Foster	8	34	13	0
A.Hawkins	2	15	8	0	A.Johnson	4	62	22	0
J.Gresham	2	7	6	0	K.Walter	4	26	12	0
B.Green-Ellis	2	-9	-3	0	G.Graham	3	29	20	0
					J.Casey	1	20	20	0
TOTALS	14	127	45	0	TOTALS	29	262	22	0

**DEFENSE**

**Cincinnati** (press box stats) — **ST-AT-TT:** R.Nelson 9-1-10, R.Mauluga 6-4-10, N.Clements 8-1-9, T.Newman 7-0-7, V.Burfield 4-2-6, L.Hall 4-0-4, P.Sims 4-0-4, D.Peko 3-1-4, R.Geathers 2-2-4, C.Dunlap 2-1-3, G.Atkins 1-2-3, M.Lawson 2-0-2, M.Johnson 1-1-2, E.Lamur 1-1-2, A.Jones 1-0-1, D.Skuta 1-0-1, W.Gilberry 0-1-1. **SKS.-YDS.:** None. **INT.-YDS.:** L.Hall 1-21. **PD:** L.Hall 1, A.Jones 1, T.Newman 1. **FF:** None. **FR-YDS.:** None.

**Houston** (press box stats) — **ST-AT-TT:** J.Joseph 5-0-5, J.Watt 5-0-5, B.James 4-0-4, S.Keo 2-2-4, B.Reed 3-0-3, C.Barwin 2-0-2, K.Jackson 2-0-2, G.Quin 2-0-2, A.Smith 2-0-2, B.Harris 1-0-1, D.Manning 1-0-1, E.Mitchell 1-0-1, B.Ruud 1-0-1. **SKS.-YDS.:** J.Watt 1-9, B.Reed 1-0. **INT.-YDS.:** J.Joseph 1-14. **PD:** G.Quin 3, K.Jackson 2, J.Joseph 2, J.Watt 2, C.Barwin 1, B.Harris 1. **FF:** None. **FR-YDS.:** None.



**2013 SEASON****AFC WILD CARD PLAYOFF****San Diego Chargers 27, Cincinnati Bengals 10**  
Sunday, Jan. 5, 2014 at Paul Brown Stadium

The AFC North Division champion Bengals piled up a 439-318 yardage edge in their Wild Card playoff vs. San Diego, but the Chargers won with relative ease while posting a plus-four edge in turnover differential (four takeaways, no giveaways). The Bengals held a 10-7 halftime lead, but San Diego went ahead on an 80-yard TD drive on its first possession of the third quarter. The Chargers added a third-quarter FG after Bengals QB Andy Dalton lost a fumble, and the Chargers tacked on a fourth-quarter TD following an INT. The Bengals' lone TD came on a four-yard second-quarter pass from Dalton to TE Jermaine Gresham. WR Marvin Jones set a Bengals postseason record with 130 receiving yards, topping a former mark of 120 by Cris Collinsworth, and Dalton's 334 passing yards were second-most in Bengals postseason annals. The Chargers, a Wild Card playoff entry, advanced to a Divisional round game at New England.

SCORE BY PERIODS	1	2	3	4	OT	PTS.
San Diego .....	7	0	10	10	—	27
Cincinnati.....	0	10	0	0	—	10

TEAM — SCORING PLAY	QTR-LEFT
S.D. — D.Woodhead 5 run (N.Novak kick) .....	1-0:48
Cin. — J.Gresham 4 pass from A.Dalton (M.Nugent kick) .....	2-5:59
Cin. — M.Nugent 46 field goal .....	2-0:00
S.D. — L.Green 4 pass from P.Rivers (N.Novak kick) .....	3-6:46
S.D. — N.Novak 25 field goal .....	3-2:00
S.D. — N.Novak 23 field goal .....	4-14:16
S.D. — R.Brown 58 run (N.Novak kick) .....	4-2:17

Missed FGs: None. Attendance: 62,277. Time: 3:10.

TEAM STATISTICS	S.D.	CIN.
First downs .....	16	27
Third down conversions-attempts .....	4-12	3-12
Total net yards .....	318	439
Net yards rushing .....	196	113
Net yards passing .....	122	326
Pass attempts-completions-interceptions .....	16-12-0	51-29-2
Sacks against-yards lost .....	1-6	3-8
Punts-average .....	6-43.2	3-39.3
Punt returns-yards .....	0-0	3-6
Kickoff returns-yards .....	1-23	6-151
Penalties-yards .....	5-28	4-38
Fumbles-lost .....	0-0	3-2
Time of possession .....	29:28	30:32

**RUSHING**

S.D.	ATT	YDS	LG	TD	CIN.	ATT	YDS	LG	TD
R.Brown	8	77	58t	1	G.Bernard	12	45	12	0
D.Woodhead	15	54	9	1	B.Green-Ellis	8	42	12	0
R.Mathews	13	52	8	0	A.Dalton	5	26	12	0
E.Royal	1	9	9	0					
P.Rivers	2	4	2	0					
L.McClain	1	0	0	0					
TOTALS	40	196	58t	2	TOTALS	25	113	12	0

**PASSING**

S.D.	ATT	CMP	YDS	TD-I	CIN.	ATT	CMP	YDS	TD-I
P.Rivers	16	12	128	1-0	A.Dalton	51	29	334	1-2
TOTALS	16	12	128	1-0	TOTALS	51	29	334	1-2

**RECEIVING**

S.D.	NO	YDS	LG	TD	CIN.	NO	YDS	LG	TD
L.Green	3	34	22	1	M.Jones	8	130	49	0
K.Allen	2	21	12	0	G.Bernard	7	73	17	0
D.Woodhead	2	14	11	0	J.Gresham	7	64	13	1
R.Mathews	2	12	9	0	A.Green	3	34	14	0
E.Royal	1	33	33	0	A.Hawkins	3	20	10	0
R.Brown	1	9	9	0	M.Sanu	1	13	13	0
A.Gates	1	5	5	0					
TOTALS	12	128	33	1	TOTALS	29	334	49	1

**DEFENSE**

**San Diego** (press box stats) — **ST-AT-TT:** D.Butler 9-3-12, M.Te'o 3-4-7, J.Addae 4-1-5, M.Gilchrist 3-2-5, J.Johnson 3-2-5, C.Liugat 3-2-5, R.Walker 3-2-5, E.Wedde 3-2-5, S.Wright 3-2-5, M.Ingram 0-3-3, R.Marshall 2-0-2, C.Thomas 2-0-2, D.Stuckey 1-1-2, L.Guy 1-0-1, K.Reyes 0-1-1. **SKS-YDS:** J.Johnson 1-4, C.Thomas 1-3, C.Liugat 1-1. **INT-YDS:** S.Wright 1-30, M.Ingram 1-3. **PD:** D.Stuckey 2, M.Ingram 1, K.Reyes 1, E.Wedde 1, S.Wright 1. **FF:** D.Butler 1. **FR-YDS:** R.Marshall 1-13, J.Addae 1-0.

**Cincinnati** (press box stats) — **ST-AT-TT:** R.Mauluga 12-3-15, A.Jones 7-0-7, V.Burfit 2-5-7, B.Thompson 3-2-5, R.Nelson 4-0-4, C.Dunlap 2-2-4, J.Harrison 3-0-3, W.Gilberry 2-1-3, G.Iloka 2-0-2, D.Kirkpatrick 2-0-2, D.Peko 2-0-2, C.Crocker 1-1-2, M.Johnson 1-0-1. **SKS-YDS:** V.Burfit 0.5-3, C.Crocker 0.5-3. **INT-YDS:** None. **PD:** None. **FF:** None. **FR-YDS:** None.

**2014 SEASON****AFC WILD CARD PLAYOFF****Indianapolis Colts 26, Cincinnati Bengals 10**

Sunday, Jan. 4, 2015 at Lucas Oil Stadium

Significantly depleted in their receiving corps, the Bengals were no match for the AFC South champion Colts. Indianapolis QB Andrew Luck passed for 376 yards, re-setting a Bengals opponent playoff record previously held by QB Joe Montana from Super Bowl XXIII (357). The Colts totaled 482 yards to Cincinnati's 254. The Bengals moved the ball well on their first two possessions and were tied 7-7 late in the first quarter, after a 74-yard TD drive. At halftime, Cincinnati trailed by only 13-10, thanks to a 57-yard Mike Nugent FG near the end of the second quarter. The 57-yarder was a Bengals postseason record by 10 yards and topped by two yards the team regular-season record of 55 that Nugent shared with K Chris Bahr. But the Bengals managed only 98 net yards and no points in the second half, while the Colts struck for a Luck 36-yard TD pass and two FGs by K Adam Vinatieri. The Bengals played without their top two leaders in receptions — WR A.J. Green (concussion) and TE Jermaine Gresham (back strain).

SCORE BY PERIODS	1	2	3	4	OT	PTS.
Cincinnati.....	7	3	0	0	—	10
Indianapolis .....	7	6	10	3	—	26

**TEAM — SCORING PLAY** **QTR-LEFT**

Ind. — D.Herron 2 run (A.Vinatieri kick) .....	1-11:05
Cin. — J.Hill 1 run (M.Nugent kick) .....	1-1:28
Ind. — A.Vinatieri 38 field goal .....	2-12:41
Ind. — A.Vinatieri 29 field goal .....	2-8:34
Cin. — M.Nugent 57 field goal .....	2-0:10
Ind. — D.Moncrief 36 pass from A.Luck (A.Vinatieri kick) .....	3-7:48
Ind. — A.Vinatieri 22 field goal .....	3-1:31
Ind. — A.Vinatieri 53 field goal .....	4-11:31

Missed FGs: None. Attendance: 63,385. Time: 3:06.

TEAM STATISTICS	CIN.	IND.
First downs .....	14	22
Third down conversions-attempts .....	6-15	6-14
Total net yards .....	254	482
Net yards rushing .....	110	114
Net yards passing .....	144	368
Pass attempts-completions-interceptions .....	35-18-0	44-31-0
Sacks against-yards lost .....	3-11	1-8
Punts-average .....	8-47.5	4-51.5
Punt returns-yards .....	2-20	5-35
Kickoff returns-yards .....	3-80	3-76
Penalties-yards .....	6-45	9-66
Fumbles-lost .....	1-1	2-1
Time of possession .....	25:50	34:10

**RUSHING**

CIN.	ATT	YDS	LG	TD	IND.	ATT	YDS	LG	TD
J.Hill	13	47	18	1	D.Herron	12	56	27	1
A.Dalton	4	34	16	0	Z.Tipton	11	40	11	0
R.Burkhead	1	23	23	0	A.Luck	2	18	18	0
G.Bernard	3	6	6	0					
TOTALS	21	110	23	1	TOTALS	25	114	27	1

**PASSING**

CIN.	ATT	CMP	YDS	TD-I	IND.	ATT	CMP	YDS	TD-I
A.Dalton	35	18	155	0-0	A.Luck	44	31	376	1-0
TOTALS	35	18	155	0-0	TOTALS	44	31	376	1-0

**RECEIVING**

CIN.	NO	YDS	LG	TD	IND.	NO	YDS	LG	TD
G.Bernard	8	46	13	0	D.Herron	10	85	18	0
R.Hewitt	3	37	14	0	T.Hilton	6	103	30	0
R.Burkhead	3	34	26	0	H.Nicks	3	59	45	0
M.Sanu	3	31	11	0	D.Moncrief	3	54	36t	1
K.Brock	1	7	7	0	D.Allen	3	30	12	0
					J.Doyle	3	9	4	0
					C.Fleener	1	18	18	0
					R.Wayne	1	12	12	0
					Z.Tipton	1	6	6	0
TOTALS	18	155	26	0	TOTALS	31	376	45	1

**DEFENSE**

**Cincinnati** (press box stats) — **ST-AT-TT:** V.Rey 5-6-11, E.Lamur 6-0-6, A.Jones 4-2-6, R.Nelson 4-1-5, M.Flowers 3-2-5, G.Iloka 2-3-5, B.Thompson 2-2-4, T.Newman 3-0-3, G.Atkins 2-1-3, D.Kirkpatrick 2-1-3, D.Peko 1-2-3, D.Dennard 2-0-2, R.Mauluga 2-0-2, C.Dunlap 1-1-2, L.Hall 1-1-2, W.Gilberry 0-2-2, M.Hunt 0-2-2. **SKS-YDS:** G.Atkins 0.5-4, M.Hunt 0.5-4. **INT-YDS:** None. **PD:** L.Hall 1, D.Kirkpatrick 1, R.Mauluga 1, T.Newman 1. **FF:** D.Dennard 1, V.Rey 1. **FR-YDS:** R.Nelson 1-6.

**Indianapolis** (press box stats) — **ST-AT-TT:** J.Freeman 7-8-15, M.Adams 7-2-9, D.Jackson 2-4-6, V.Davis 4-0-4, L.Landry 1-2-3, G.Toler 2-0-2, E.Walden 2-0-2, D.Butler 1-1-2, C.Redding 1-1-2, A.Jones 0-2-2, J.Chapman 1-0-1, M.Hughes 1-0-1, R.Jean Francois 0-1-1, J.Newsome 0-1-1. **SKS-YDS:** J.Freeman 1.5-5.5, C.Redding 1-3, R.Jean Francois 0.5-2.5. **INT-YDS:** None. **PD:** G.Toler 3, C.Redding 2, M.Adams 1, V.Davis 1, D.Jackson 1, E.Walden 1. **FF:** J.Freeman 1. **FR-YDS:** M.Hughes 1-0.

**2015 SEASON****AFC WILD CARD PLAYOFF****Pittsburgh Steelers 18, Cincinnati Bengals 16**  
**Saturday, Jan. 9, 2016 at Paul Brown Stadium**

The Bengals rallied from a 15-0 deficit to take a 16-15 lead with 1:50 to play, and Cincinnati had a first down at the Steelers' 26-yard line with 1:36 left. But Pittsburgh recovered a fumble by HB Jeremy Hill on the next Bengals play, and the Steelers drove for a game-winning 37-yard FG at the 0:14 mark, aided by two personal foul penalties against Cincinnati. The Bengals had rallied to take the lead with three fourth-quarter scores — a one-yard TD run by Hill, a 36-yard Mike Nugent FG and a 25-yard TD pass from QB AJ McCarron to WR A.J. Green. McCarron, as he had in the last three regular-season games, was subbing for injured No. 1 QB Andy Dalton. The Bengals had the home field after winning the AFC North Division with a 12-4 record, but the 10-6 Steelers earned a Wild Card berth and advanced to the Divisional playoff round with the win.

SCORE BY PERIODS	1	2	3	4	OT	PTS.
Pittsburgh .....	0	6	9	3	—	18
Cincinnati .....	0	0	0	16	—	16

TEAM — SCORING PLAY	QTR.-LEFT
Pitt. — C.Boswell 39 field goal .....	2-2:27
Pitt. — C.Boswell 30 field goal .....	2-0:33
Pitt. — C.Boswell 34 field goal .....	3-10:09
Pitt. — M.Bryant 10 pass from B.Roethlisberger (pass failed) .....	3-5:02
Cin. — J.Hill 1 run (M.Nugent kick) .....	4-13:57
Cin. — M.Nugent 36 field goal .....	4-5:12
Cin. — A.Green 25 pass from A.McCarron (run failed) .....	4-1:50
Pitt. — C.Boswell 35 field goal .....	4-0:14

**Missed FGs:** None. **Attendance:** 63,257. **Time:** 3:41.

TEAM STATISTICS	PITT.	CIN.
First downs .....	21	19
Third down conversions-attempts .....	2-13	5-15
Total net yards .....	369	279
Net yards rushing .....	167	91
Net yards passing .....	202	188
Pass attempts-completions-interceptions .....	36-20-1	41-23-1
Sacks against-yards lost .....	4-38	3-24
Punts-average .....	7-41.9	6-42.5
Punt returns-yards .....	2-8	2-34
Kickoff returns-yards .....	1-16	2-50
Penalties-yards .....	10-142	8-79
Fumbles-lost .....	2-1	5-3
Time of possession .....	30:37	29:23

**RUSHING**

PITT.	ATT	YDS	LG	TD	CIN.	ATT	YDS	LG	TD
J.Todman	11	65	25	0	J.Hill	12	50	38	1
F.Toussaint	17	58	9	0	G.Bernard	6	28	14	0
M.Bryant	1	44	44	0	A.McCarron	5	9	6	0
					R.Burkhead	1	4	4	0
TOTALS	29	167	44	0	TOTALS	24	91	38	1

**PASSING**

PITT.	ATT	CMP	YDS	TD-I	CIN.	ATT	CMP	YDS	TD-I
B.Roethlisberger	31	18	229	1-0	A.McCarron	41	23	212	1-1
L.Jones	5	2	11	0-1					
TOTALS	36	20	240	1-1	TOTALS	41	23	212	1-1

**RECEIVING**

PITT.	NO	YDS	LG	TD	CIN.	NO	YDS	LG	TD
A.Brown	7	119	60	0	A.Green	5	71	25t	1
M.Bryant	5	29	10t	1	T.Eifert	5	58	18	0
F.Toussaint	4	60	27	0	M.Jones	4	32	13	0
M.Wheaton	2	23	24	0	J.Hill	3	27	13	0
H.Miller	2	9	5	0	M.Sanu	3	17	8	0
					G.Bernard	2	2	4	0
					R.Burkhead	1	5	5	0
TOTALS	20	240	60	1	TOTALS	23	212	25t	1

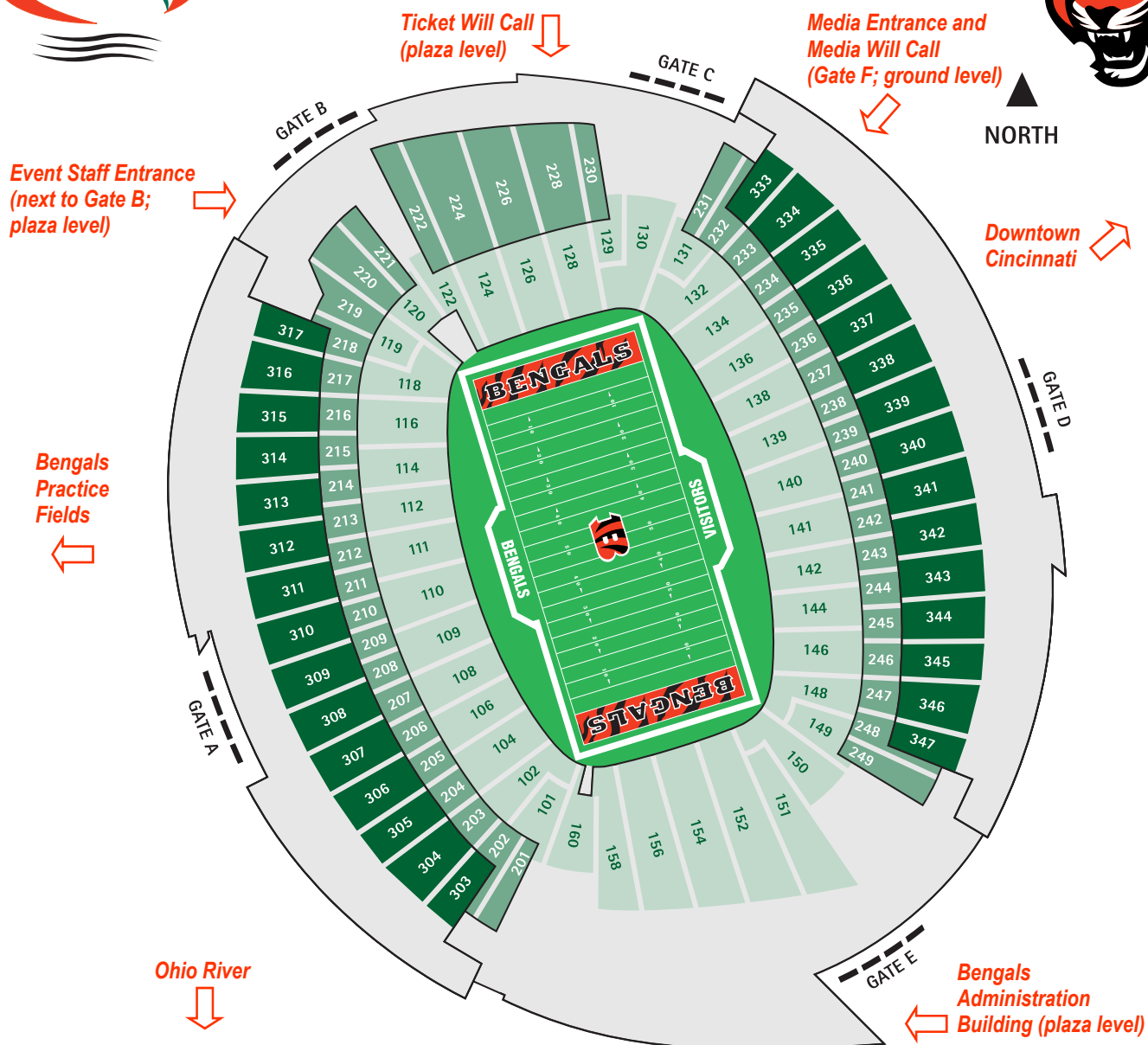
**DEFENSE**

**Pittsburgh** (press box stats) — **ST-AT-TT:** R.Shazier 9-4-13, W.Gay 4-1-5, J.Harrison 3-1-4, J.Jones 2-2-4, A.Moats 2-2-4, L.Timmons 2-2-4, W.Allen 3-0-3, B.Dupree 2-1-3, S.Tuitt 1-2-3, B.Boykin 2-0-2, M.Mitchell 2-0-2, C.Thomas 1-1-2, A.Blake 1-0-1, C.Heyward 1-0-1, S.McLendon 1-0-1, V.Williams 1-0-1. **SKS.-YDS.:** J.Jones 1-11, C.Heyward 1-11, J.Harrison 1-2. **INT.-YDS.:** A.Blake 1-35. **PD:** R.Shazier 2, A.Blake 1, R.Golden 1. **FF:** R.Shazier 2, C.Heyward 1, J.Jones 1. **FR-YDS.:** C.Thomas 1-11, R.Shazier 1-0, R.Cockrell 1-(-3).

**Cincinnati** (press box stats) — **ST-AT-TT:** R.Mauluga 7-3-10, V.Burfict 5-1-6, S.Williams 5-0-5, G.Iloka 4-1-5, M.Johnson 4-1-5, G.Atkins 3-0-3, R.Nelson 3-0-3, D.Smith 3-0-3, D.Kirkpatrick 2-1-3, C.Lewis-Harris 2-1-3, C.Dunlap 1-2-3, L.Hall 2-0-2, A.Jones 1-1-2, V.Rey 1-1-2, W.Clarke 1-0-1, A.Hawk 1-0-1, W.Gilberry 0-1-1, P.Sims 0-1-1. **SKS.-YDS.:** V.Burfict 1-12, R.Nelson 1-10, G.Atkins 1-5, C.Dunlap 0.5-5.5, P.Sims 0.5-5.5. **INT.-YDS.:** V.Burfict 1-0. **PD:** V.Burfict 1, C.Dunlap 1, L.Hall 1, C.Lewis-Harris 1, V.Rey 1, P.Sims 1. **FF:** V.Burfict 1, S.Williams 1. **FR-YDS.:** G.Iloka 1-0.



# Paul Brown Stadium Seating Diagram and Ticket Information



Paul Brown Stadium seats 65,515 for Bengals games. Ticket information is available online by visiting [www.bengals.com/tickets](http://www.bengals.com/tickets). Fans can purchase tickets in any of the following three ways:

- 1) By telephone by contacting the Bengals ticket office at 513-621-TDTD (8383).
- 2) Online by visiting [www.bengals.com/tickets](http://www.bengals.com/tickets) or [www.ticketmaster.com](http://www.ticketmaster.com).
- 3) In person from 9 a.m.-5 p.m. Monday through Friday at the Bengals ticket office, located in the team's administrative offices on the Plaza Level near Gate E on the southeast side of the stadium. On game days, the ticket office is located on the Plaza Level between Gates B and C on the north side of the stadium, opening four hours prior to kickoff for day-of-game ticket purchases.

For information about season tickets, contact the Bengals ticket office at 513-621-TDTD (8383) or visit [www.bengals.com/tickets](http://www.bengals.com/tickets). For information about club seats, private suites and hospitality opportunities, contact the team's premium seat sales department at the same number or visit [www.bengals.com/tickets](http://www.bengals.com/tickets).

Paul Brown Stadium seating elevations are divided into three primary levels. The capacities for those levels are:

SEATING AREA	*NO. OF SEATS
Field Level (light green sections in above diagram).....	28,385
Club Level (medium green; includes private suites) .....	17,800
Canopy Level (dark green) .....	19,330
	<b>65,515</b>

*\*NOTE: The capacity numbers listed here do not include additional standing room seats in private suites, or wheelchair-accessible seating locations.*



# CINCINNATI BENGALS

One Paul Brown Stadium, Cincinnati, Ohio 45202

Administrative Offices: (513) 621-3550 | FAX: (513) 621-3570

Bengals Ticket Hotline: (513) 621-8383 | Toll-free Ticket Hotline: (866) 621-8383

[www.bengals.com](http://www.bengals.com)

## 2019 SCHEDULE

### Preseason

DAY	DATE	OPPONENT	TIME
Sat.	Aug. 10	at Kansas City	8 p.m.
Thurs.	Aug. 15	at Washington	7:30 p.m.
Thurs.	Aug. 22	N.Y. GIANTS	7 p.m.
Thurs.	Aug. 29	INDIANAPOLIS	7 p.m.

### Regular season

DAY	DATE	OPPONENT	TIME
Sun.	Sept. 8	at Seattle	4:05 p.m.
Sun.	Sept. 15	SAN FRANCISCO	1 p.m.
Sun.	Sept. 22	at Buffalo	1 p.m.
Mon.	Sept. 30	at Pittsburgh (ESPN)	8:15 p.m.
Sun.	Oct. 6	ARIZONA*	1 p.m.
Sun.	Oct. 13	at Baltimore*	1 p.m.
Sun.	Oct. 20	JACKSONVILLE*	1 p.m.
Sun.	Oct. 27	vs. L.A. Rams (at London)	1 p.m.
Sun.	Nov. 3	— BYE —	
Sun.	Nov. 10	BALTIMORE*	1 p.m.
Sun.	Nov. 17	at Oakland*	4:25 p.m.
Sun.	Nov. 24	PITTSBURGH*	1 p.m.
Sun.	Dec. 1	N.Y. JETS*	1 p.m.
Sun.	Dec. 8	at Cleveland*	1 p.m.
Sun.	Dec. 15	NEW ENGLAND*	1 p.m.
Sun.	Dec. 22	at Miami*	1 p.m.
Sun.	Dec. 29	CLEVELAND*	1 p.m.

**All times are Eastern.**

**An asterisk (\*) denotes a game subject to flexible scheduling.**