

# CINCINNATI BENGALS



**2016 MEDIA GUIDE**





# CINCINNATI BENGALS

One Paul Brown Stadium, Cincinnati, Ohio 45202

Administrative Offices: (513) 621-3550 | FAX: (513) 621-3570

Bengals Ticket Hotline: (513) 621-8383 | Toll-free Ticket Hotline: (866) 621-8383

[www.bengals.com](http://www.bengals.com)

## 2016 SCHEDULE

### Preseason

DAY	DATE	OPPONENT	TIME
Fri.	Aug. 12	MINNESOTA	7:30 p.m.
Thurs.	Aug. 18	at Detroit	7:30 p.m.
Sun.	Aug. 28	at Jacksonville (NBC)	8 p.m.
Thurs.	Sept. 1	INDIANAPOLIS	7:30 p.m.

### Regular season

DAY	DATE	OPPONENT	TIME
Sun.	Sept. 11	at N.Y. Jets	1 p.m.
Sun.	Sept. 18	at Pittsburgh	1 p.m.
Sun.	Sept. 25	DENVER	1 p.m.
Thurs.	Sept. 29	MIAMI (NFL Network)	8:25 p.m.
Sun.	Oct. 9	at Dallas*	4:25 p.m.
Sun.	Oct. 16	at New England*	1 p.m.
Sun.	Oct. 23	CLEVELAND*	1 p.m.
Sun.	Oct. 30	WASHINGTON (at London)	9:30 a.m.
Sun.	Nov. 6	— BYE —	
Mon.	Nov. 14	at N.Y. Giants (ESPN)	8:30 p.m.
Sun.	Nov. 20	BUFFALO*	1 p.m.
Sun.	Nov. 27	at Baltimore*	1 p.m.
Sun.	Dec. 4	PHILADELPHIA*	1 p.m.
Sun.	Dec. 11	at Cleveland*	1 p.m.
Sun.	Dec. 18	PITTSBURGH (NBC)*	8:30 p.m.
Sat.	Dec. 24	at Houston (NFL Network)	8:25 p.m.
Sun.	Jan. 1	BALTIMORE*	1 p.m.

All times are Eastern.

An asterisk (\*) denotes a game subject to flexible scheduling.

# 2016 MEDIA GUIDE

## TABLE OF CONTENTS

INFORMATION FOR NEWS MEDIA	
Covering the Bengals .....	2
Bengals media .....	3
Bengals in the community .....	4
STAFF	
Team directory .....	5
Head Coach Marvin Lewis .....	6
Assistant coaches .....	7-16
PLAYERS	
Alphabetical roster .....	18
Numerical roster .....	19
Pronunciation guide .....	20
Player biographies (all are ordered alphabetically) .....	21-154
2015 REVIEW	
NFL standings .....	156
Regular-season statistics .....	157
Postseason statistics .....	158
Game-by-game team statistics .....	159
Best performances .....	160
Starting lineups .....	161
Regular-season participation chart .....	162
Postseason participation chart .....	163
Transactions (6-24-15 through 7-31-16) .....	164-165
Game summaries .....	166-174
Preseason statistics .....	175
Preseason participation chart .....	176
RECORDS	
Bengals regular-season individual records .....	178-183
Bengals regular-season team records .....	184-186
Opponents' regular-season individual records .....	187

(NOTE: Postseason records can be found on pages 297-304 in the postseason portion of the team history section.)

TEAM HISTORY	
Team chronology .....	190-201
All-time results .....	202-212
Regular season and postseason .....	202-207
Preseason .....	208-209
By opponent .....	209-212
Preseason vs. 2016 opponents .....	212
Coaching history .....	213-215
Head coaches .....	213
Assistant coaches .....	213
Year-by-year coaching staffs .....	214-215
Player history .....	216-226
All-time roster .....	216-219
Uniform numbers .....	219-222
Drafts .....	223-225
Alumni list .....	226
Statistics history .....	227-287
Year-by-year team statistics .....	227-274
Offense/defense — year-by-year team totals .....	275
Offense/defense — year-by-year team rankings .....	276
Year-by-year individual leaders .....	277-279
All-time individual statistics .....	280-283
Superlative performances .....	284-286
Last times .....	287
Longest plays .....	287
Miscellaneous history .....	288-296
Pro Bowl history .....	288
Hall of Fame history .....	289
Stadium history .....	290-291
Pro football history in Cincinnati .....	292
Miscellaneous facts and figures .....	293-296
Postseason history .....	297-330
Bengals postseason individual records .....	297-300
Bengals postseason team records .....	301
Opponents' postseason individual records .....	302-303
Opponents' postseason team records .....	304
All-time postseason statistics .....	305-306
Year-by-year postseason statistics .....	307-320
Postseason game summaries .....	321-330

The Cincinnati Bengals 2016 media guide is published by The Cincinnati Bengals, Inc. (copyright © 2016). It was prepared by the Bengals' communications department — Jack Brennan, PJ Combs, Emily Parker, Inky Moore and Pete Schramm — with editorial and production assistance provided by Pat Martin. Research and statistical assistance provided by Elias Sports Bureau. Design, typography and layout by PJ Combs. Photography by Greg Rust and Associated Press. Cover photograph by Associated Press. Printing by BPT Communication Solutions, Cincinnati, Ohio.

Permission to use and/or reprint information from this media guide is granted to news reporters/organizations for the purpose of journalistic news coverage of The Cincinnati Bengals. Any other person or organization wishing to use and/or reprint information from this media guide for any reason must obtain written permission from The Cincinnati Bengals.

All information in this media guide is accurate through July 31, 2016.

**THIS PAGE HAS BEEN REMOVED**

# BENGALS MEDIA

## TEAM TALENT



Dan Hoard



Geoff Hobson



Brad Johansen



Dave Lapham



Anthony Munoz



Mike Valpredo

## INTERNET

The Cincinnati Bengals' official Web site ([www.bengals.com](http://www.bengals.com)) offers a variety of features, including up-to-the-down live coverage of every game, complete with news and analysis. During the season, the site provides breaking news, daily team updates and extensive multimedia offerings, including weekly news conferences as well as one-on-one video interviews with players and coaches throughout the week and following each game.

Geoff Hobson, former Bengals beat reporter for both The Cincinnati Post and The Cincinnati Enquirer, is the Web site editor. Also on [www.bengals.com](http://www.bengals.com) are the club's roster, depth chart, biographies of coaches and players, as well as information regarding tickets, cheerleaders and Paul Brown Stadium.

Fans and media also may follow the Cincinnati Bengals on Facebook ([www.facebook.com/bengals](http://www.facebook.com/bengals)) and Twitter (@bengals).

## RADIO NETWORK

Games will be aired this season on the Bengals Radio Network, led by three flagship stations in the Cincinnati market. All games will be carried by Cincinnati's WCKY-AM (ESPN 1530) and WEBN-FM (102.7). Once the Major League Baseball season is over, games also will be aired on WLW-AM (700).

Dan Hoard, a former sports director and broadcaster on WXIX-TV (FOX 19) in Cincinnati, is in his sixth season as the radio play-by-play voice. He also is the radio voice of University of Cincinnati football and basketball, and he has prior experience as the play-by-play voice on Bengals preseason TV.

Dave Lapham, a Bengals offensive lineman from 1974-83, is in his 31th consecutive season as the analyst on the team's radio broadcasts. He also is an analyst for Big 12 college games on TV's FOX Sports Net. In past years, he broadcast NFL games for NBC-TV and FOX-TV, and he worked the NFL Europe League's World Bowl game for Sporting News Radio.

As of July 31, the Bengals Radio Network included the following stations:

### OHIO

CITY	STATION	FREQUENCY
Athens.....	WATH-AM	970
Celina.....	WCSM-FM	96.7
Chillicothe.....	WBEX-AM	1490
Cincinnati.....	WCKY-AM	1530
	WEBN-FM	102.7
	WLW-AM	700
Columbus.....	WXZX-FM	105.7
Dayton.....	WTUE-FM	104.7
Findlay.....	WBVI-FM	96.7
Lancaster.....	WLOH-AM	1320
	WLOH-FM	104.5
Lima.....	WIMA-AM	1150

Logan.....	WLOH-FM	99.3
Marietta.....	WMOA-AM	1490
Marion.....	WMRN-AM	1490
Marysville.....	WQTT-AM	1270
Middleport.....	WMPO-AM	1390
	WMPO-FM	103.7
Newark.....	WCLT-AM	1430
	WCLT-FM	100.3
Portsmouth.....	WIOI-AM	1010
Zanesville.....	WHIZ-FM	92.7

### KENTUCKY

Ashland.....	WCMI-AM	1340
Cynthiana.....	WCYN-FM	102.3
Garrison.....	WOKE-FM	98.3
Louisville.....	WKRD-AM	790
Paintsville.....	WKYH-AM	600
Somerset.....	WTLO-AM	1480

### INDIANA

Batesville.....	WRBI-FM	103.9
Vevay.....	WKID-FM	95.9
Washington.....	WAMW-FM	107.9

### WEST VIRGINIA

Charleston.....	WJYP-AM	1300
	WMON-AM	1340
Huntington.....	WRVC-AM	930
Ravenswood.....	WMOV-AM	1360
	WMOV-FM	106.7

## PRESEASON TELEVISION

Brad Johansen and Anthony Munoz team up in the broadcast booth for this season's games on the Bengals Preseason TV Network. Johansen is the play-by-play announcer, and Munoz is the color analyst. Mike Valpredo is the sideline reporter.

For the 28th time in the past 29 years, Cincinnati's WKRC-TV (CBS Channel 12) is the flagship station of the network. Also on the network are WKEF-TV (ABC Ch. 22) in Dayton, Ohio; WSYX-TV (ABC Ch. 6) in Columbus, Ohio;

WLIO-TV (FOX Ch. 8.2) in Lima, Ohio; WDKY-TV (FOX Ch. 56) in Lexington, Ky.; and WDRB-TV (FOX Ch. 41) in Louisville, Ky.

Johansen is news anchor at Cincinnati's WKRC-TV and is in his sixth season in the preseason play-by-play role. He has previously served as play-by-play voice on Bengals radio. Munoz, the Bengals' Hall of Fame offensive tackle, is in his 19th season as preseason analyst. Valpredo has worked as a sports anchor in Columbus, Ohio. He is in his 12th season in the sideline reporter role.

## WEEKLY TELEVISION SHOW

The Bengals produce a weekly television show — Bengals Weekly with Marvin Lewis, hosted by Dan Hoard and Dave Lapham — that will air every Sunday morning during the 2016 NFL regular season at 11:30 a.m. on

WKRC-TV (Channel 12) in Cincinnati.

The show also will air on Sundays at 10:30 a.m. on WRGT-TV (FOX Ch. 45) in Dayton and at 2 a.m. on WTTE-TV (FOX Ch. 28) in Columbus.

# BENGALS IN THE COMMUNITY

## REACHING OUT TO HELP OTHERS

The Cincinnati Bengals have a strong commitment to making a difference in the community, generating more than \$1 million each year for community groups. This includes direct Bengals corporate contributions, NFL Charities, and other efforts with business partners.

The Bengals believe there are many great organizations, foundations and charities in the Greater Cincinnati area and choose to cast a broad net to support these groups. With more than 100 organizations supported each year, it would be hard for fans to not have their lives touched by an organization supported by the Bengals. Every level of the organization — from players to owners to coaches to staff — is involved in the effort.

Additionally, the team's player relations department coordinates visits by players year-round to schools, hospitals and other community sites. The team averages 250-300 individual player appearances per year.

### UNITED WAY

The Bengals have been strong partners with United Way of Greater Cincinnati for many years.

"This support is through initiatives that come as a result of the decades-old NFL-United Way national partnership, and also through the team's financial aid, with efforts such as the sports team license plates that the Bengals initiated," said Rob Reifsnnyder, the organization's president. "We are very appreciative of the Bengals' involvement."

The Bengals were a prime mover in developing Ohio's team-branded license plate program, working with state officials. Through this program the Bengals have directed hundreds of thousands of dollars in new funding to the United Way and the Greater Cincinnati Sports Corporation.

### ELEMENTARY/HIGH SCHOOL FOOTBALL FIELDS

The Bengals and the NFL Foundation teamed up in 2016 to contribute \$200,000 to the Deer Park Community City Schools athletic department, topping off a fundraising effort that raised \$700,000.

The grant was used to help install artificial stadium turf, new goal posts and asphalt in necessary areas at the Deer Park Jr./Sr. High School stadium, allowing for additional use of the field for more football games, as well as other sporting events, physical education classes and band usage.

The grant is the latest in an ongoing program in which the Bengals and the NFL have coordinated to distribute \$1.5 million to local schools for new football fields. Other schools include Clinton-Massie High School, Covington Catholic High School, Lockland High School, Oak Hills High School, Taylor High School, Withrow University High School and Midway Elementary School.

### TASTE OF THE NFL

The Taste of the NFL program in partnership with the Freestore Foodbank raises more than \$100,000 annually and provides over 400,000 meals in the area each year. Since its inception in 2003, the Taste of the NFL has raised the equivalent of more than three million meals for the Freestore Foodbank's efforts.

"The Bengals are one of our largest partners," said Kurt Reiber, president of the Freestore Foodbank, "and the team's support allows us to reach a great spectrum of potential donors we otherwise would not reach. Our Taste of the NFL event is one of our largest single-day fundraisers."

### MARVIN LEWIS COMMUNITY FUND

Bengals head coach Marvin Lewis formed the Marvin Lewis Community Fund in 2003 in order to create positive change in Cincinnati.

The Fund's mission is to empower youth education in the region and to date has raised over \$10 million. In 2015, 90 cents of each dollar raised was reinvested into the community.

MLCF's Learning Is Cool educational incentive program rewards students for strong academic performance. The program is designed to encourage over 29,000 first-grade through eighth-grade students in Cincinnati Public, North College Hill and Middletown City Schools and first-grade through 12th-grade students in Covington Independent Public Schools to make the "A" honor roll each quarter. Students who make "A" two quarters of the year are invited to an event where Lewis and Bengals players reward them for their achievements.

### PLAYER FOUNDATIONS

There are substantial efforts undertaken by players, assistant coaches and alumni to give back to the community. Examples include:

- The Andy & Jordan Dalton Foundation provides daily support, opportunities, resources and life-changing experiences to seriously ill and physically challenged children and their families in Cincinnati and Fort Worth.
- The Carlos Dunlap Foundation provides children with engaging and

enriching activities to help them learn and grow, including working with underprivileged high school students to provide college readiness tools and throwing birthday parties for homeless kids who have never had one.

- The Run Gio Foundation, launched by Giovanni Bernard, provides children of Haiti with an opportunity for a quality education. In addition to supporting education, the foundation offers youth football camps, free of charge, to children who may not have had the opportunity to attend otherwise.

- The Domata Peko Foundation donates more than \$150,000 each year to those in need, including donating backpacks filled with school supplies to underserved children and adopting an orphanage during Christmas time.

- Michael Johnson started the MJ93 Fund with the mission to educate kids on the importance of capitalizing on their talents and abilities with educational and technological programs, to increase their awareness of proper nutrition and exercise for healthier bodies to avoid obesity, diabetes and heart disease, and to mentor and encourage them on how to be successful.

- Andrew Whitworth's The Big Whit Foundation strives to advance its mission of making an eternal, positive impact on the lives of youth by creating and supporting programs that provide love and encouragement to help each individual grow intellectually, spiritually and physically.

- Dre Kirkpatrick's 21 Kids Foundation strives to improve public health, promote educational opportunities and enhance community development efforts. In addition, Kirkpatrick aims to create and sustain a healthy environment for the mental health community and assist youth in improving academics and athletics.

### NFL PLAY 60

Bengals players have enthusiastically supported the NFL's Play 60 program that encourages kids to enjoy at least 60 minutes of vigorous outdoor activity per day, and also to adopt a proper diet. Some Bengals players have reached the 15-20 range in number of school visits.

### HOMETOWN HUDDLE

Hometown Huddle is an NFL and United Way initiative administered by the Marvin Lewis Community Fund to create a lasting change in the community.

In 2015, Bengals players, coaches and staff contributed to numerous improvements at William H. Taft Elementary including a new outdoor play structure, a community garden and new park benches.

"I'm happy to be doing this," said defensive tackle Domata Peko. "Taft Elementary School didn't have a playground, and I can't imagine going to school without one. As a child, some of my best memories were at recess and lunch playing around. It's always good to give back. I just want to encourage everybody to do so. Life is not about yourself — it's about others. If someone is down or needs some help, let's lend a helping hand."

The 2016 Hometown Huddle will take place Oct. 18 at the Ryan Sports Complex in the Westwood neighborhood of Cincinnati. The complex did not previously have a playground. The main focus for this project is to create a challenge course, install fitness equipment around the track, update the community garden, resurface and update basketball court, and hand paint park benches and picnic tables.

### TOYS FOR TOTS

For over 25 years, the Bengals have partnered with the U.S. Marine Corps Reserves for the Toys for Tots program. In 2015, Bengals fans contributed 6,635 new toys and \$53,400 in cash donations. This was the largest toy and monetary donation for Toys for Tots ever collected at a Bengals Game.

"With more than 54,000 children in the eight-county Tri-State region being supported during the holidays by Toys for Tots, the Bengals' toy collection has been our largest. We are very grateful for all the contributions," said Sergeant Nicholas Bernatowicz, 2015 U.S. Marine Corps Toys for Tots Coordinator.

### HIGH SCHOOL COACH OF THE WEEK

The NFL High School Football Coach of the Week program is designed to recognize local high school coaches who continuously demonstrate hard work and dedication to their football programs and the health and safety of their players. This program also provides high schools with financial assistance through \$1,000 grants that help maintain and upgrade their football programs.

### NON-PROFIT FUNDRAISING DURING BENGALS GAMES

In partnership with the team concessionaire, Aramark, the Bengals have developed a program in which local charities can work concession stands at home games and receive part of the profit.

In 2015, 80 groups participated, collecting nearly \$750,000 for their organizations. Fifteen of the groups earned over \$15,000.



# TEAM DIRECTORY

2016

## ADMINISTRATION

**President**  
Mike Brown  
**Senior Vice President — Player Personnel**  
Pete Brown  
**Executive Vice President**  
Katie Blackburn  
**Vice President — Player Personnel**  
Paul Brown  
**Vice President**  
Troy Blackburn  
**Administration Assistant**  
Jan Sutton

## BUSINESS OPERATIONS

**Business Manager**  
Bill Connelly  
**Director of Business Development**  
Bob Bedinghaus  
**Director of Security**  
Rusty Guy  
**Directors of Technology**  
Michael Kayes, Jo Ann Ralstin  
**Business Assistant**  
Kelly Kirby  
**Assistant Business Manager**  
Jeff Brickner  
**Receptionist**  
Anna Ayers

## FINANCE

**Chief Financial Officer**  
Bill Scanlon  
**Controller**  
Johanna Kappner  
**Accounting Manager**  
Keith Theissen  
**Staff Accountant**  
Dave Tracy

## SALES/MARKETING/BROADCASTING

**Vice President — Chief Marketing Officer**  
Brian Sells  
**Director of Corporate Sales**  
Ryan Holmes  
**Senior Corporate Sales Managers**  
Tom Severino, Matt Sikich  
**Corporate Sales Manager**  
Andrew Durbin  
**Director of Partnership Activation**  
Jamie Berkley  
**Partnership Activation Coordinators**  
Madison Fennell, Haley Jones, Samantha Priefer  
**Senior Suite Sales Manager**  
T.J. Wagner  
**Suite Services Manager**  
Alex Simons

## COMMUNICATIONS

**Public Relations Director**  
Jack Brennan  
**Director of Media Relations**  
PJ Combs  
**Director of Communications**  
Emily Parker  
**Public Relations Assistant**  
Inky Moore  
**Manager of Media Relations**  
Pete Schramm  
**Bengals.com Editor**  
Geoff Hobson  
**Manager of Website and Graphic Design**  
Darius Howard  
**Manager of New Digital Production and Social Media**  
Steven Hudy

## TICKETS

**Director of Ticket Operations**  
Tim Kelly  
**Director of Ticket Sales and Service**  
Duane Haring  
**Director of Sales Analytics**  
Andrew Brown  
**Manager of Inside Sales**  
Matt Ritchie  
**Manager of Season Ticket Member Services**  
Katharina Boes  
**Account Managers, Season Ticket Member Services**  
Zoe Bodart, Tim Schmidt, Matt Sierzputowski  
**Senior Account Executive, Season Ticket Sales**  
Mark Bloom  
**Account Executives, Season Ticket Sales**  
Amelia Dionne, Jimmy Hermann, Kostas Koyfis  
**Senior Account Executive and Team Lead, Group Sales**  
Matt Ingram  
**Account Executive, Group Sales**  
Sean Fleming  
**Ticket Operations**  
Barry Katz, Erin Magness, Bob Mullen

## MERCHANDISE

**Merchandise Manager**  
Monty Montague  
**Pro Shop Manager**  
Steve Wolf  
**Warehouse Manager**  
Ron Runk

## PAUL BROWN STADIUM

**Managing Director**  
Eric Brown  
**JungleVision Producer**  
Scott Simpson  
**Private Events Manager**  
Rachel Geiger

## PLAYER PERSONNEL

**Director of Player Personnel**  
Duke Tobin  
**Personnel Executives**  
Mike Potts, Steven Radicevic, Bill Tobin  
**Scouting Technology Consultant**  
Geoff Smith  
**Scouting Consultant**  
John Cooper  
**Scouting Assistant**  
Andrew Johnson  
**Personnel Assistant**  
Debbie LaRocco

## FOOTBALL OPERATIONS

**Director of Player Relations**  
Eric Ball  
**Head Certified Athletic Trainer**  
Paul Sparling  
**Director of Rehabilitation/Assistant Certified Athletic Trainer**  
Nick Cosgray  
**Assistant Certified Athletic Trainers**  
Keith Justice, Dan Willen  
**Equipment Manager**  
Adam Knollman  
**Assistant Equipment Managers**  
Tyler Runk, Sam Staley  
**Video Director**  
Travis Brammer  
**Assistant Video Director**  
Kent Stearman  
**Video Assistant**  
Brooks Santanello  
**Assistants to the Coaching Staff**  
Jamie Janette, Sandy Schick

## COACHING STAFF

**Head Coach**  
Marvin Lewis  
———— **ASSISTANTS** ————  
**Assistant Head Coach/Offensive Line**  
Paul Alexander  
**Defensive Line**  
Jacob Burney  
**Running backs**  
Kyle Caskey  
**Assistant Special Teams/Defensive Quality Control**  
Brayden Coombs  
**Offensive Quality Control/Offensive line**  
Robert Couch  
**Secondary**  
Kevin Coyle  
**Assistant Strength and Conditioning**  
Jeff Friday  
**Defensive Coordinator**  
Paul Guenther  
**Linebackers**  
Jim Haslett  
**Tight Ends**  
Jonathan Hayes  
**Quarterbacks**  
Bill Lazor  
**Defensive Quality Control/Defensive Line**  
Marcus Lewis  
**Assistant Linebackers/Quality Control**  
David Lippincott  
**Secondary**  
Robert Livingston  
**Strength and Conditioning**  
Chip Morton  
**Offensive Assistant/Wide Receivers**  
Dan Pitcher  
**Special Teams Coordinator**  
Darrin Simmons  
**Wide Receivers**  
James Urban  
**Offensive Coordinator**  
Ken Zampese

## TEAM SUPPORT

**Head Team Physician**  
Marc T. Galloway  
**Team Physicians**  
Kevin Reilly, Ed Jung, Matthew Busam, Gerard Kortekamp  
**Athletic Training Fellow**  
Trevor Hooker  
**Coaching Consultant**  
Jim McNally  
**Strength and Conditioning**  
Shea Thompson  
**Video**  
Brennen Warner  
**Cheerleader Coordinator**  
Charlotte Simons  
**Ticket Sales Consultants**  
Kayla Blake, Andreas Koyfis, Olivia Molina, Tyler Wade, Natasha Wilson  
**JungleVision**  
David Ashbrock, Tony Giordullo, Russ Jenisch, Kent Weaver  
**Stadium Public Address Announcers**  
Tom Kinder Jr., Bob Kinder  
**Game Program/Game Statistics**  
Jon Braude  
**Media Relations**  
Pat Martin  
**Photographer**  
Greg Rust  
**Press Box Public Address Announcer**  
John Olberding

## COACHING STAFF

### MARVIN LEWIS HEAD COACH



Marvin Lewis in 2016 extends his Bengals-record head coaching tenure to 14 seasons. The Bengals head coaches with the second-most years in the position have been Paul Brown (1968-75) and Sam Wyche (1984-91), each with eight seasons.

Lewis has led his teams to the postseason seven times, including the last five years. The total number of playoff trips and the current streak of consecutive appearances are also Bengals records. Only four NFL teams have reached the playoffs the last five years, including also Denver, Green Bay and New England.

Lewis opens the 2016 season with 112 career victories, the most in Bengals history by a margin of 48 over Wyche (64). Lewis' record is 112-94-2 in the regular season and 112-101-2 including postseason. The Bengals' 52-27-1 record over the last five regular seasons gives the team a .656 winning percentage for the span, ranked fifth in the NFL.

The 2015 Bengals were widely considered as Lewis' best team yet. Their 12-4 record said that, as it tied the 1981 and 1988 Super Bowl teams for the best winning percentage (.750) in a 16-game season in Bengals history.

"This was definitely the best team I've played on," said 10th-year OT Andrew Whitworth. "And there are all kinds of reasons to look ahead and not behind."

But Lewis' 13th season did include a number of other highlights:

- Cincinnati finished second in the NFL and first in the AFC in scoring defense, at 17.4 points allowed per game. The No. 2 NFL ranking was the highest in franchise history.
- The Bengals finished second in franchise history in average scoring differential, outscoring foes 419-279 for an average of 8.8 points per game.
- The team's 8-0 start set a franchise mark for most consecutive wins within a season and tied the club mark for most consecutive wins regardless of seasons.
- QB Andy Dalton continued his outstanding development, winning the AFC passing title with a Bengals-record 106.3 rating.
- The Bengals had eight players selected for the Pro Bowl, second-most in club annals.

"There were a lot of positives for the guys," Lewis said. "Guys came back from injuries and played at a high level. We did things better on offense and defense. On special teams, we had a lot of younger guys involved who will continue to play at a good level. But we have to earn our way back to the playoffs. And for all of us, it was a disappointing finish to the season."

Lewis referred to Cincinnati's playoff loss, 18-16 at home against Pittsburgh. But the Bengals played at a significant disadvantage down the stretch and in the playoff, as QB Dalton was shelved by a thumb fracture at the end of the first quarter of Game 13, Dec. 13 vs. Pittsburgh. Though AJ McCarron played well in relief, he had no significant game experience prior to the Dec. 13 Pittsburgh game, and he was understandably not able to match the overall effectiveness of a fifth-year pro (Dalton) enjoying his best season before the injury.

"You play the hand you're dealt and move forward as best you can as a team," Lewis said. "I'm proud of the way our whole team handled it, and if there's any silver lining, it's that we feel really good about our quarterback situation with

Andy coming back and AJ having showed us what he did."

Lewis ranks second in the NFL in longest current tenure with one team, trailing only Bill Belichick, who is in his 17th straight season with New England. In the category of most seasons as head coach with one or more teams, Lewis in 2016 ranks fifth among active coaches, behind Belichick (22nd season in '16), Jeff Fisher (22), Andy Reid (18) and John Fox (15).

Lewis got a rare coaching-tree compliment after the 2013 season when his offensive and defensive coordinators, Jay Gruden and Mike Zimmer, both moved on to head coaching jobs. Gruden was hired by Washington and Zimmer by Minnesota, and both former Bengals led their teams to the playoffs in 2015. Another Lewis coordinator, Hue Jackson, is moving from his Bengals offensive post to the head coaching job in Cleveland for 2016.

Lewis was the consensus choice as NFL Coach of the Year in 2009, when the Bengals won the AFC North Division while sweeping all six division games. The Bengals were AFC North champions under Lewis also in 2005 and '13.

Named the ninth head coach in Bengals history on Jan. 14, 2003, Lewis

started quickly. His '03 club finished 8-8, six games better than the '02 club, good for the biggest improvement in the NFL.

Lewis came to the Bengals with credentials as a record-setting NFL defensive coordinator, having played a huge role in a championship season. His six seasons (1996-2001) as Baltimore Ravens coordinator included a Super Bowl victory in 2000, when his defense set the NFL record for fewest points allowed in a 16-game campaign (165). That team clipped 22 points off the previous mark. The 2000 Ravens are always an entry in discussions regarding the best NFL defensive units of all time.

In 2002, the season before he joined the Bengals, Lewis led the Washington Redskins to a No. 5 NFL defensive ranking, serving as assistant head coach as well as defensive coordinator.

He had his first NFL assignment from 1992-95, as linebackers coach for the Pittsburgh Steelers. He aided the development of four Pro Bowl players — Kevin Greene, Chad Brown, Levon Kirkland and Greg Lloyd.

Lewis began his coaching career as linebackers coach at his alma mater Idaho State from 1981-84. ISU's team (also nicknamed the Bengals) finished 12-1 in Lewis' first season there and won the NCAA Division I-AA championship.

Lewis played LB at Idaho State, earning All-Big Sky Conference honors for three consecutive years (1978-80). He also saw action at quarterback and free safety during his college career. He received his bachelor's degree in

physical education from Idaho State in 1981, and earned his master's in athletic administration in '82. He was inducted into Idaho State's Hall of Fame in 2001.

Born Sept. 23, 1958, Lewis attended Fort Cherry High School in McDonald, Pa. (near Pittsburgh), where he was an all-conference quarterback and safety. He also earned high school letters in wrestling and baseball. He and his wife, Peggy, have a daughter, Whitney, and a son, Marcus. Marcus Lewis joined the Bengals' coaching staff for 2014 and remains on the staff for '16.

**Playing and coaching history:** 1978-80—Played linebacker, quarterback and safety, Idaho State. 1981-84—Assistant coach (AC), Idaho State. 1985-86—AC, Long Beach State. 1987-89—AC, New Mexico. 1990-91—AC, University of Pittsburgh. 1992-95—AC, Pittsburgh Steelers. 1996-2001—Defensive coordinator, Baltimore Ravens. 2002—Assistant head coach/defensive coordinator, Washington Redskins. 2003-present—Head coach, Cincinnati Bengals.





**PAUL ALEXANDER**  
**ASSISTANT HEAD COACH/  
OFFENSIVE LINE**



Paul Alexander is in his 22nd consecutive season as Bengals offensive line coach, and he is also the team's assistant head coach, having added that designation in 2003, when Marvin Lewis took over as head coach. Alexander has 23 seasons overall with Cincinnati, having opened his tenure in 1994 with one season as tight ends coach.

Alexander's 23 seasons as a position coach are second-most in Bengals history, behind only Jim Anderson, who logged 29 seasons (1984-2012) as running backs coach. Alexander is the only current Bengals assistant with an uninterrupted tenure with the team that predates Marvin Lewis' hiring.

As the Bengals have reached the playoffs each of the last five years, Alexander's lines have helped keep QB Andy Dalton among the NFL's best-protected passers. In 2015 Cincinnati finished the season tied for eighth in fewest sacks allowed (32), and the Bengals were tied for sixth (20 sacks allowed) through Week 13, the last week in which Dalton fully played before being sidelined with a thumb fracture.

The line backed Dalton for a 106.3 season passer rating, which was a Bengals record, and Dalton ranked first in the AFC and second in the NFL. OT Andrew Whitworth, who has played his full career under Alexander, was a first-team selection on the prestigious Associated Press All-Pro team and was selected to the Pro Bowl in the initial voting.

The Bengals finished seventh in the NFL in scoring (26.2 points per game) and also seventh in yards per play (5.7).

In 2014, the Bengals ranked third in the NFL in fewest sacks allowed (23) and in least sack yardage allowed (130). The line helped power a rushing game that averaged 4.4 yards per carry, the Bengals' best figure since 2000.

The Bengals have been in the NFL's top 10 in fewest sacks allowed in five of the last six seasons, and twice previous to that, Alexander's lines led the team to franchise records for fewest sacks allowed. The 2005 team posted a franchise record of 21 in the division championship season of 2005, and that mark was bettered in 2007, with only 17 sacks surrendered.

Alexander lines have supported a 1000-yard individual rushing season 14 times, including 1124 yards (with a 5.1 per-carry average) for rookie Jeremy Hill in the 2014 season. Other Bengals backs to post 1000-yard years behind an Alexander line have been Corey Dillon (six times), Rudi Johnson (three times), Cedric Benson (three times) and BenJarvus Green-Ellis (once). The Bengals ranked sixth in the NFL in 2014 in rushing yards per game (134.2).

On Oct. 22, 2000, Alexander's line shared the glory of a 278-yard rushing game by Corey Dillon vs. Denver. It was an NFL record at the time, and it still stands fourth in league annals entering the 2016 season. The Bengals' 407 total rushing yards in that game ranks as the fifth-highest single-game total in NFL history, and as the most rushing yards in 65 years. The last team to top it was the N.Y. Giants, who gained 423 against Baltimore in 1950.

Alexander began his NFL coaching career in 1992 as tight ends coach of the N.Y. Jets, under head coach Bruce Coslet. In the college ranks, he coached under Joe Paterno at Penn State and Bo Schembechler at Michigan.


Alexander's birthdate is Feb. 12, 1960. He's a native of Rochester, N.Y., where he attended Cardinal Mooney High School. He played football and was an Academic All-American at Cortland State (N.Y.), and he holds a master's degree in exercise physiology from Penn State. In 2012, he was inducted into the Cortland State Athletic Hall of Fame. Off the field, he is actively involved with the Boy Scouts and high school linemen camps.

Alexander is also a pianist, and in 2011 he authored a well-received book — "Perform" — linking the mentality and training techniques of top athletes and musicians.

Paul and his wife, Kathy, have three daughters — Mary Beth, Carolyn and Emily.

**Playing and coaching history: 1979-81—**Played offensive tackle, Cortland State. **1983-84—**Graduate assistant, Penn State. **1985-86—**Graduate assistant, Michigan. **1987-91—**Assistant coach (AC), Central Michigan. **1992-93—**AC, N.Y. Jets. **1994-2002—**AC, Cincinnati Bengals. **2003-present—**Assistant head coach/offensive line coach, Bengals.

**JACOB BURNEY**  
**DEFENSIVE LINE**



Jacob Burney, a 21-year veteran of the NFL coaching ranks, joins the Bengals for 2016 as defensive line coach. He has coached NFL defensive lines under well-known head coaches Bill Belichick (Cleveland Browns), Ted Marchibroda (Baltimore Ravens), George Seifert (Carolina Panthers) and Mike Shanahan (Denver Broncos and Washington Redskins).

"Jacob is a great taskmaster with tremendous experience," said Bengals head coach Marvin Lewis. "He started under Bill Belichick at Cleveland and has worked under some other great head coaches as well

since he came into the league. I'm excited about what he'll be able to do with continuing to develop the talent we have up front."

Burney's last NFL assignment was from 2010-14 with Washington. He spent his first four Redskins seasons with Shanahan as head coach, and he also coached in 2014 under new Washington coach Jay Gruden, a former Bengals offensive coordinator.

Burney's 2014 Washington line helped the Redskins rank 12th in the NFL in fewest rushing yards allowed as the defense posted 36 sacks. His 2013 unit helped the Redskins rank fourth in the NFL in third-down conversion percentage (34.0) and tied for second in negative rushing plays by opponents (72).

Over Burney's seven seasons in Denver, the Broncos three times ranked in the NFL's top five in rush defense. Over his full Denver tenure, the Broncos ranked 10th in fewest total defensive yards allowed.

In Denver in 2006, Burney was the first pro position coach for DE Elvis Dumervil. The fourth-round draft choice has gone on to make four Pro Bowls in a career with the Broncos and Baltimore Ravens, and he has earned All-Pro honors twice. Dumervil had 12.5 sacks in 2007, his first season as a starter under Burney.

In 2005, Burney's Denver line led the way for an average rushing yield of just 82.5 yards per game, ranked second in the NFL, and the Broncos posted a 13-3 record.


In 1998 with the Ravens, Burney was position coach for DE Michael McCrary, who earned Sporting News All-Pro honors and a starter's berth in the Pro Bowl.

Burney coached 11 seasons in college before entering the NFL, starting in 1983 at New Mexico. He went on to coach at Tulsa, Mississippi State, Wisconsin, UCLA and Tennessee.

Burney is from Chattanooga, Tenn., and he was a three-time All-Southern Conference selection at Tennessee-Chattanooga. He and his wife, Madrinna, have two sons, Jacob and Benjamin. Jacob was a four-year football letterman at Bucknell, and Benjamin was an honorable mention All-Big 12 cornerback as a senior at Colorado in 2009.

**Playing and coaching history: 1978-80—**Played DL at Tennessee-Chattanooga. **1983-86—**Assistant coach (AC), New Mexico. **1987—**AC, Tulsa. **1988—**AC, Mississippi State. **1989—**AC, Wisconsin. **1990-92—**AC, UCLA. **1993—**AC, Tennessee. **1994-95—**AC, Cleveland Browns. **1996-98—**AC, Baltimore Ravens. **1999-2001—**AC, Carolina Panthers. **2002-08—**AC, Denver Broncos. **2010-14—**AC, Washington Redskins. **2016—**AC, Bengals.

**KYLE CASKEY**  
**RUNNING BACKS**



Kyle Caskey is in his seventh season on the Bengals coaching staff, and in 2016 he is in his third year as running backs coach.

Caskey will continue in '16 with the development of one of the NFL's best young rushing duos in HBs Jeremy Hill and Giovani Bernard. Hill, a second-year pro last season, tied for the NFL lead in rushing TDs (11) and had one more score as a receiver. His 12-TD total was the most by a Bengals RB since 2006, when HB Rudi Johnson had 12.

Hill rushed for 794 yards, and Bernard was a close second at 730, marking the first time since 1988 that the Bengals had two 700-yard rushers. Bernard also had 472 receiving yards on 49 catches, finishing second on the team in yards from scrimmage (1202). Bernard set a Bengals record for receiving yards by a RB when he logged 128 in Game 10 at Arizona.

The production from Hill and Bernard helped the Bengals to No. 7 NFL ranks in points per game (26.2) and yards per play (5.7).

In 2014, Caskey's first year as a primary position coach, the Bengals ranked sixth in the NFL in rushing (134.2), the club's best offensive rushing ranking since 2000. Hill rushed for a rookie season of 1124 yards, with a 5.1-yard-per-carry average, the highest by a primary Bengals rusher since James Brooks in 1990. Hill was worked into his role gradually, with only 50 carries in the first seven games, but over the last nine weeks he was the NFL's leading rusher, posting 929 of his yards. His total was best by more than 100 yards.

Hill's season rushing total was second in Bengals history for a rookie, five yards short of Corey Dillon's 1129 in 1997. Hill had four games of 140-plus yards, becoming only the third rookie in NFL annals to post four at that level. Among all NFL rushers, he was one of only two to hit 140 four times in 2014 (joining Dallas' DeMarco Murray), and Hill was the first Bengal to hit 140 four times in a season.

As pass protectors the last two seasons, the RBs have aided an effort that has had the Bengals ranked third in the NFL in fewest sacks allowed (23) in 2014 and tied for eighth last season (32).

Caskey worked his first two Bengals seasons (2011-12) in the offensive quality control area, and for 2012-13 he added the designation of assistant offensive line coach. In his OL role in 2013, he helped the line deliver consistent quality play despite significant injury-related shuffles. Cincinnati posted NFL rankings of third in fewest sacks allowed (29) and tied for sixth in scoring (26.9).

Caskey came to Cincinnati from the University of Mississippi, where he served in 2009 as a defensive assistant, working primarily with safeties. He entered college coaching in 2004 at Louisiana-Monroe as a graduate assistant. He coached safeties in '04 and linebackers in '05. In '05, the Warhawks were Sun Belt Conference co-champions.

From 2006-08, Caskey was at Indiana State. In 2008, he coached the TEs and RBs while also serving as recruiting coordinator. The '08 ISU recruit class was ranked seventh among NCAA FCS teams by Rivals.com. He was TE/WRs coach at Indiana State in 2006, and was defensive line coach/recruiting coordinator in '07.


He has earned a bachelor's degree in industrial distribution from Texas A&M, and he holds master's degrees from both A&M (agribusiness) and Louisiana-Monroe (instructional technology).

Caskey is married (wife Kayla), and his hometown is Daingerfield, Texas. He played tight end at Texas A&M in 1997-98, and while he was on the team, the Aggies won a Big 12 championship ('98) and played in the Cotton and Sugar bowls.

He was a four-year Aggie letterman in track and field from 1999-2002, including '00 All-Big 12 honors in the discus. He earned Big 12 All-Academic honors three times — in 2000, '01 and '02.

**Playing and coaching history: 1997-98**—Played tight end, Texas A&M. **2004-05**—Graduate assistant, Louisiana-Monroe. **2006-08**—Assistant coach (AC), Indiana State. **2009**—AC, University of Mississippi. **2010-present**—AC, Cincinnati Bengals.

**BRAYDEN COOMBS**  
**ASSISTANT SPECIAL TEAMS/  
DEFENSIVE QUALITY CONTROL**



Brayden Coombs in 2016 is in his fifth season in a full staff position with the Bengals. For the fourth straight season, he will work with coordinator Darrin Simmons on special teams and also will assist with the wide receivers. Coombs was a wide receiver in college (Miami-Ohio).

His role with special teams coordinator Darrin Simmons will continue to include being in full charge of selected meetings, and he will have a central role in game planning and film study.

The special teams produced a Pro Bowl player for the second straight year in 2015, as HB Cedric Peerman gained overdue recognition as one of the NFL's top coverage and return unit players. Peerman's 17 tackles tied for the team's highest total since 2008, and he had 13 solo stops, leading the Bengals to a No. 3 NFL ranking in opponents' average drive start on kickoffs (20.2 yard line).

The Pro Bowl player in 2014 was P Kevin Huber, who posted franchise records for gross (46.8) and net (42.1) average, re-setting club marks he already held.

Last season, DE Carlos Dunlap was one of only two NFL players to block two FGs, and the Bengals ranked seventh in the NFL in punt coverage (6.3 yards per return) and 12th in kickoff coverage (20.6).

Also in 2014, CB Adam Jones produced the Bengals' first-ever NFL kickoff return title (31.3 avg.) and finished second in the NFL in punt returns (12.1). Jones just missed becoming the first NFL player in 22 years to lead the league in both categories, and he claimed the kick return spot on the prestigious Associated Press All-Pro team. The 2014 team finished with top 10 NFL rankings in gross punting average (third at 46.8), kickoff return average (fourth at 27.6), net punting average (fifth at 42.1), punt return average (seventh at 11.0) and punt coverage (10th at 7.5).

In the long-established special teams rankings done annually by the Dallas Morning News, incorporating 22 categories of special teams play, the Bengals have had two top 10 finishes in Coombs' three years as a special teams assistant. Cincinnati placed sixth in 2014 and eighth last year.


Coombs first joined the Bengals in December of 2009 as a coaching intern, and he was elevated to coaching assistant before the '10 season. He spent '10 working primarily with the defensive staff, focusing on the defensive backs and assisting with video breakdown and game-plan construction.

Coombs played collegiately at Miami (OH) from 2005-09, where he lettered four times. He spent two seasons as a DB, and then was switched to WR for his final three years. He set a school record for receptions in a game (14) in his final appearance as a senior, against Buffalo.

Coombs is a Cincinnati native and a graduate of Colerain High School. He earned a degree in business from Miami. His father, Kerry, is the cornerbacks coach and special teams coordinator at Ohio State.

**Playing and coaching history: 2005-09**—Played defensive back and wide receiver, Miami (Ohio). **2010-11**—Coaching assistant, Cincinnati Bengals. **2012-present**—Assistant coach, Bengals.

**ROBERT COUCH**  
**OFFENSIVE QUALITY CONTROL/  
OFFENSIVE LINE**



Robert Couch enters his first season with the Bengals in 2016, as offensive quality control coach. A former offensive lineman at Vanderbilt University and with several pro teams, Couch will do on-field work focused on the O-line, as he works with assistant head/coach offensive line coach Paul Alexander.

Couch represents something of a new outlook in building an NFL coaching staff. Though he has not previously coached in the college or professional ranks, he has worked as an assistant coach with highly successful high school programs. And in addition to his experience as a player and coach, he has a business background with extensive technical and digital expertise. His work with Pro Football Focus, an analytical football grading web site, and his familiarity with many facets of game technology figure to be an asset for the Bengals in the increasingly tech-driven world of coaching.

Couch most recently worked with a number of retired NFL coaches to create the Procoach Network, a consulting service dedicated to bringing retired NFL coaches in to serve high school and college teams. The service seeks to provide clients with NFL experienced coaches, featuring expert analysis, consultations, and training.

Couch was a 41-game starter on the offensive line for Vanderbilt from 1992-95. He went on to sign contracts with the Atlanta Falcons in '96 and St. Louis Rams in '97, seeing preseason action and spending time on practice squads. He also played in NFL Europe from 1997-1998 with the Barcelona Dragons and London Monarchs. He played on Barcelona's World Bowl championship team in 1997 with QB Jon Kitna, who went on to spend all or part of 16 seasons in the NFL, including five (2001-05) with the Bengals.

Couch has served continuously for the past 15 years as an assistant coach with major high school programs in Texas and Florida. He has been on staffs that reached four state championship games and twice were state champions. He has coached in Texas at Canyon Creek High School in Richardson, Prestonwood High School in Plano, St. Mark's in Dallas and Faith Christian in Grapevine. He also has coached at Celebration High School in Celebration, Fla. During his coaching career, his teams averaged fewer than two losses per season.

A native of Plainview Texas, Couch was born on Sept. 4, 1973. He is married (wife Jill), with three children (Mary, Rhett and Macy), and the family has recently resided in Orlando, Fla. He was a three-time All-Southeastern Conference Academic Team member at Vanderbilt, double-majoring in Pre-Med and Human Organization Development.

**Playing and coaching history: 1992-95**—Played OL for Vanderbilt. **1996**—Played in preseason for Atlanta Falcons and spent time on practice squad. **1997**—Played in NFL Europe with Barcelona Dragons, and played in preseason with St. Louis Rams and spent time on practice squad. **1998**—Played in NFL Europe with London Monarchs. **2001-15**—Assistant coach (AC) in Texas and Florida high school ranks. **2016**—AC, Bengals.

**KEVIN COYLE**  
**SECONDARY**



Kevin Coyle, an 11-year member of the Bengals defensive staff (2001-11), returns to Cincinnati for 2016 as secondary coach. He is in his 16th consecutive year as an NFL coach, following 23 straight in the college ranks.

Coyle was Bengals defensive backs coach for the last nine of his Cincinnati seasons. He departed in 2012 to become defensive coordinator of the Miami Dolphins.

In 2014, Coyle's defense ranked sixth in the NFL in fewest passing yards allowed. His unit also scored three TDs, the most by a Miami defense since 2003.

The Dolphins had two Pro Bowl selections each season from 2012-14. LB Cameron Wake made it all three seasons, while DT Randy Starks was a Pro Bowler for 2012 and CB Brent Grimes was selected in 2013-14.

Coyle's 2012 defense led the NFL in red-zone TD percentage (42.6), and both his '12 and '13 units posted top 10 finishes in the NFL in fewest points allowed, finishing seventh in '12 and eighth in '13. Each of those units had 42 sacks, ranking seventh in the NFL in '12 and tied for 11th in '13.

The 2013 defense allowed only four TD passes to wide receivers, and Miami's 35 TDs allowed over the 2012-13 seasons were the second-fewest in the NFL. The '13 unit ranked fifth in the NFL in aggregate opponent passer rating (77.3) and fifth in red-zone TD percentage (46.4).

Coyle spent his first two Bengals seasons as cornerbacks coach under head coach Dick LeBeau, and he was promoted to defensive backs coach in 2003, when Marvin Lewis joined Cincinnati as head coach. In Coyle's nine seasons as Bengals DBs coach (2003-11), the defense ranked fifth in the NFL in INTs (160), and 133 of those were by DBs.

With Coyle as his position coach in 2005, CB Deltha O'Neal set a Bengals record with 10 INTs, tied for first in the NFL, and the DBs had 23 of Cincinnati's league-leading 31 INTs. O'Neal was a '05 season Pro Bowl selection, and the previous year, Coyle coached CB Tory James (eight INTs) to a Pro Bowl berth.

The Bengals won the AFC North Division title in 2005, and they also were division champs in 2009, when Coyle helped direct the defense to NFL rankings of fourth in net defense and sixth in net pass defense.

In his last 10 seasons before joining the Bengals, Coyle was defensive coordinator and secondary coach at three Division I college programs — Syracuse, Maryland and Fresno State.

At Syracuse (1991-93), Coyle's '92 defense led the nation in INTs (24) and set a school record for fewest rushing yards allowed (1007) in an 11-game season. At Maryland ('94-96), Coyle oversaw a dramatic improvement in the Terrapins' defense, steadily guiding a program that had struggled prior to his arrival. At Fresno State ('97-2000), Coyle's defenses produced three first-team All-Western Athletic Conference players in both '99 and '00, best in the league both years.

Coyle was at Holy Cross from 1982-90. During his five years as defensive coordinator, Holy Cross was the winningest Division I-AA team in the nation (49-5-1).

Coyle was born in Staten Island, N.Y., where he attended Monsignor Farrell High School and was inducted into school's Hall of Fame in 2010. He was also inducted into the Staten Island Sports Hall of Fame in 2012. He received his undergraduate degree in physical education from the University of Massachusetts in 1978 and earned a master's degree in education from the University of Cincinnati in 1979. He played DB at Massachusetts.

Kevin and his wife Louise have a daughter, Jenlain, who is attending Georgetown University Law School.

Coyle was active in community service with the Dolphins, continuing a commitment he displayed with the Bengals. In Cincinnati, he spoke to emotionally troubled patients at Children's Hospital, as well as speaking at schools on behalf of the D.A.R.E. drug resistance program. He also coordinated an annual Youth Coaches Clinic sponsored by the Marvin Lewis Community Fund.

**Playing and coaching history: 1974-75**—Played DB at Massachusetts. **1978-79**—Graduate assistant, University of Cincinnati. **1980**—Coaching assistant, Arkansas. **1981**—Defensive coordinator, U.S. Merchant Marine Academy. **1982-85**—Assistant coach (AC), Holy Cross. **1986-90**—Defensive coordinator, Holy Cross. **1991-93**—Defensive coordinator, Syracuse. **1994-96**—Defensive coordinator, Maryland. **1997-2000**—Defensive coordinator, Fresno State. **2001-11**—AC, Cincinnati Bengals. **2012-15**—Defensive coordinator, Miami Dolphins. **2016**—AC, Cincinnati Bengals.



## JEFF FRIDAY

### ASSISTANT STRENGTH AND CONDITIONING



Jeff Friday is in his seventh season as Bengals assistant strength and conditioning coach. He is in his 19th NFL season, including nine seasons (1999-2007) as head S/C coach of the Baltimore Ravens.

His tenure with the Ravens included a Super Bowl championship in the 2000 season, when he was named Professional Strength and Conditioning Coach of the Year by a national vote of his peers.

In Cincinnati, Friday has been reunited with Chip Morton, Bengals head strength and conditioning coach since 2003. In Baltimore, Morton worked as an assistant under Friday from 1999-2001.

"I've known Jeff since the mid-'90s, and I have all the respect in the world for how he does the job," Morton said. "We are fortunate to have him on board."

Marvin Lewis, Bengals head coach, was defensive coordinator in Baltimore during Friday's first three seasons with the Ravens.

Friday has worked with the Bengals to help establish a program that features innovative ideas while never straying far from the fundamental principles of productive training. The work has helped the Bengals become one of only four NFL teams to reach the playoffs in each of the last five seasons.

In 2016, Morton and Friday are in their second year working with a significantly expanded and improved weights and conditioning facility at Paul Brown Stadium. They worked with club management to develop the facility between the 2014 and 2015 seasons.

In 2015, Morton and Friday worked with head coach Marvin Lewis to institute a significant change in the team's weekly routine. The Bengals moved away from the traditional idea that the day before a game (usually Saturday) should be the lightest player activity day of the week. The team was more up-tempo and on the field longer than before on Saturdays, while Fridays were more of a "walk-through" day, followed by individual player work in the weight room, trainers' quarters and/or with the team's visiting yoga instructor. The individual Friday routine is called "Recovery Modalities."

Perhaps not entirely by coincidence, the 2015 Bengals posted a 12-4 record, tied for best in franchise history for a 16-game season.

"The new routine was a good changeup," said defensive tackle Domata Peko. "We went hard Wednesday and Thursday, and it helped us out having a walk-through on Friday, going through plays that we think we need to work on. Then we went through it Saturday a little bit faster. It gives us a chance to fix stuff on Friday. And we were off our feet more on Friday, whereas before we were basically going all day. We came back in on Saturday and got the blood flowing again and carried that into the games."

Friday began his coaching career in 1990-91 as a graduate assistant S/C coach at Illinois State. He was assistant S/C coach at Northwestern from 1992-95, and in '96, he entered the NFL as assistant S/C coach for the Minnesota Vikings. The Vikings made the playoffs in each of his three seasons.

In 2008, Friday started his own sports training business, and in '09, he was a consultant to the United Football League, supervising the developmental league's strength and conditioning program and assisting in the hiring of head strength coaches.

Friday is a native of Milwaukee, Wis. He holds a bachelor's degree in physical education from the University of Wisconsin-Milwaukee and a master's degree in exercise science from Illinois State.

He holds numerous professional certifications, including: Certified Strength and Conditioning Specialist by the National Strength and Conditioning Association, Certified Level 1 Strength Coach by the United States Weightlifting Federation, Certified Practitioner by the National Board for Therapeutic Massage & Bodywork, Certified Active Release Technique (ART) Provider, and Functional Movement Screen (FMS) Certified Specialist.

Jeff and his wife, Jennifer, have two children — daughter Hailey and son Aidan.

**Coaching history:** 1990-91—Graduate assistant, Illinois State. 1992-95—Assistant strength and conditioning (S/C) coach, Northwestern. 1996-98—Assistant S/C coach, Minnesota Vikings. 1999-2007—Head S/C coach, Baltimore Ravens. 2009—Coaching consultant, United Football League. 2010-present—Assistant S/C coach, Cincinnati Bengals.

## PAUL GUENTHER DEFENSIVE COORDINATOR



Paul Guenther, entering his 14th season as an NFL coach and his 12th with the Bengals, is in his third year as Bengals defensive coordinator.

The defense's contribution to last season's 12-4 record is easy to quickly note. The Bengals led the AFC and ranked second in the NFL in fewest points allowed, at just 17.4 per game. The No. 2 NFL ranking was the best in franchise history, topping a fifth-place finish in 1972. The Bengals allowed just two more points (279 total) than league-leading Arizona (277).

"My job is to limit points, period," Guenther says. "It's not holding a team to 200 yards and have three plays be TDs. Regardless of where they get the ball — the 10-yard line or wherever — let's go play defense, hold them to three. I'm paid to keep them off the scoreboard."

But there were other 2015 superlatives as well:

- The Bengals ranked seventh in the NFL in rushing defense, with a 92.3-yard average that was lowest in team history, topping the 93.7 figure of 1983.

- Four defenders were selected for the Pro Bowl, tying the franchise's best total. The quartet included DT Geno Atkins (his 11 sacks tied for the NFL lead among interior linemen), DE Carlos Dunlap (13.5 sacks, second in club history), CB Adam Jones (three INTs and 12 passes defended) and S Reggie Nelson (tied for NFL lead with eight INTs).

- The Bengals ranked third in the NFL in INTs (21) and allowed only 18 TD passes. Only Cincinnati and Carolina had more INTs than TD passes allowed, both finishing plus-three in the category. Numerous teams were minus-10 or worse, including one at minus-33. The Bengals also excelled in this category in 2014, when their plus-two made them one of only two teams with a plus. Over Guenther's two seasons (2014-15), the Bengals lead the league at plus-five and are the only team with a plus.

In 2014, Guenther's inaugural edition led the Bengals to a No. 12 NFL rank in fewest points allowed (21.5 per game), and the defense ranked in the top 10 in nine of the 15 major statistical categories widely monitored by NFL coaching staffs. Among those top 10 rankings were a tied-for-third-place finish in INTs (20) and a third place in lowest aggregate passer rating by opponents (75.8).

Guenther prepped for the coordinator position by spending 2012-13 as Bengals linebackers coach, overseeing the rapid development of a number of young players, including '13 season Pro Bowl selection Vontaze Burfict of Arizona State. Burfict joined the Bengals from the college free agent ranks in 2012, Guenther's first season as LBs coach. Though bypassed in the '12 draft, Burfict quickly became one of the NFL's most prolific tacklers after signing with Cincinnati as a college free agent. Burfict returned to action for 12 games in 2015, after missing significant time due to a 2014 knee injury, and he appears set to contend for top honors again in 2016.

In his debut as LBs coach, in 2012, Guenther directed a unit that helped produce a No. 6 NFL ranking in fewest yards allowed per game (319.7). The Bengals were eighth in the NFL in scoring defense (20.0). In 2013 with Guenther directing LBs, the Bengals ranked tied for fifth in scoring defense (19.1) and third in fewest yards per game (305.5).

Guenther held dual roles on the staff from 2006-11, assisting on special teams in all those seasons while also working with a position group. He worked five years with linebackers and one year with defensive backs.

Guenther (pronounced "GUN-thur") entered the NFL as an offensive assistant with the Washington Redskins for 2002 and '03. Bengals head coach Marvin Lewis was one of his associates in '02, serving as Redskins assistant head coach/defensive coordinator.

From 1997-2000, Guenther was head coach at Ursinus College, an NCAA Division III school in Collegeville, Pa. He was the youngest head coach in college football in '97, at age 25, and he led the team to the playoffs in '99 and '00.

Guenther was born Nov. 22, 1971. His hometown is Richboro, Pa. He played LB in college at Ursinus, setting a school career tackles record (355) while three times earning all-conference honors.

He received his undergraduate degree in communications from Ursinus in 1994 and master's degree in sports administration from Western Maryland in '97.

Paul and his wife Patrice have two sons, Jake and Duke.

**Playing and coaching history:** 1990-93—Played linebacker, Ursinus College. 1994-95—Assistant coach (AC), Western Maryland. 1996—AC, Ursinus. 1997—Defensive coordinator, Jacksonville University. 1997-2000—Head coach, Ursinus. 2002-03—AC, Washington Redskins. 2005-13—AC, Cincinnati Bengals. 2014-present—Defensive coordinator, Bengals.

## JIM HASLETT LINEBACKERS



Jim Haslett, a standout NFL linebacker from 1979-87 and formerly head coach of the New Orleans Saints and St. Louis Rams, joins the Bengals for 2016 as linebackers coach.

This season will be Haslett's 30th in the NFL. The first nine were as a player, and this is his 21st year in coaching. He holds the three-part distinction of being the only person recognized as a College Football Hall of Fame member (as a player), an Associated Press NFL Defensive Rookie of the Year and an AP NFL Coach of the Year.

"Jim is just a very outstanding and thorough football coach," says Bengals head coach Marvin Lewis. "He has a tremendous background, including both as a head coach and a coordinator. It's a wealth of expertise and ideas that he's going to bring to a position group that has to be successful for us to succeed as a team."

Haslett in 2016 will have hands-on charge of the continued development of Bengals LB Vontaze Burfict, a '13 Pro Bowl selection who returned promisingly for the last 10 games of '15 after spending a full year in rehab from a '14 knee injury.

Haslett (pronounced "HAZ-lett") spent 2015 as a consultant to the Penn State University football program. His last NFL assignment was five years (2010-14) as defensive coordinator with Washington, working under head coach Mike Shanahan for the first four seasons and head coach Jay Gruden for the final one.

Haslett was head coach of the New Orleans Saints for six seasons (2000-05) and was head coach of the St. Louis Rams for the last 12 games of '08, after opening the season as defensive coordinator.

He was named Associated Press NFL Coach of the Year in 2000, when he took over the Saints and raised them from a 3-13 finish in 1999 to a 10-6 record and the NFC South championship. The Saints' 31-28 Wild Card playoff win that season over St. Louis was the first postseason victory in New Orleans franchise history.

Haslett's New Orleans record was 46-52, including 1-1 in postseason. He ranks third in Saints history in career wins. In 2008, he took over as head coach of the St. Louis Rams, when Scott Linehan was released after an 0-4 start, and he directed the team's only two victories on the year.

Haslett was also a head coach in the developmental United Football League in 2009, leading the Florida Tuskers to a 6-0 record before the team lost in overtime in the league championship game to a Las Vegas club coached by former N.Y. Giants head coach Jim Fassel.

A Pittsburgh native, Haslett was a four-time Little All-America defensive player (LB and DE) at Indiana (Pa.) University. He entered the NFL as a player in 1979, as a second-round draft choice of the Buffalo Bills. He earned AP Defensive Rookie of the Year honors in '79 and was an All-Pro selection in '80. He played eight seasons (1979-86) for the Bills and later was named to the franchise's Silver Anniversary Team. He closed his playing career in 1987 with the N.Y. Jets.

**Playing and coaching history: 1975-78**—Played LB and DE at Indiana (Pa.) University. **1979-86**—Played LB for Buffalo Bills. **1987**—Played LB for N.Y. Jets. **1988**—Assistant coach (AC), University of Buffalo. **1989-90**—Defensive coordinator, University of Buffalo. **1991-92**—Defensive coordinator, Sacramento Surge (WFLA). **1993-94**—AC, L.A. Raiders. **1995**—AC, New Orleans Saints. **1996**—Defensive coordinator, New Orleans Saints. **1997-99**—Defensive coordinator, Pittsburgh Steelers. **2000-05**—Head coach, New Orleans Saints. **2006-08**—Defensive coordinator, St. Louis Rams. **2008**—Head coach, St. Louis Rams (final 12 games). **2009**—Head coach, Florida Tuskers (UFL). **2010-14**—Defensive coordinator, Washington Redskins. **2015**—Football consultant, Penn State University. **2016**—AC, Cincinnati Bengals.

## JONATHAN HAYES TIGHT ENDS



Jonathan Hayes, himself an NFL tight end for 12 seasons, returns in 2016 for his 14th year as Bengals tight ends coach. The Bengals have reached the playoffs in each of the last five seasons, one of only four NFL teams to do so.

Hayes guided Cincinnati's Jermaine Gresham to Pro Bowl seasons in 2011 and 2012, and in 2013, when he had 46 catches despite missing two games, Gresham fell just short of joining Mike Ditka as the only the second NFL TE with 50-plus catches in each of his first four seasons.

Last season, Hayes added Tyler Eifert to his Pro Bowl list, as the third-year pro turned in one of the most productive seasons by a TE in franchise history. Despite missing nearly four full games due to injury, Eifert scored 13 TDs, a Bengals TE record, and he finished just one off the overall NFL lead for TDs. His 13 TDs were the most by any Bengals player since 2001, when HB Corey Dillon had 13. No Bengal has had more in a season since 1995, when WR Carl Pickens had a club-record 17, and had Eifert been healthy for all 16 games, he likely could have challenged that mark.

Also last season, Hayes continued as the position coach for second-year pro Ryan Hewitt, whose position designation is H-back, a hybrid role incorporating tight end and fullback duties. Though he does not touch the ball often himself, Hewitt has become a key figure in Cincinnati's offense. He's a bruising and effective blocker who has played in 31 games, with 23 starts, and the team sees Pro Bowls in his future.

The 2015 campaign also saw steady progress under Hayes for rookie TE Tyler Kroft, who was credited with six starts and made all 11 of his catches (for 129 yards and a TD) over the final six games.

In 2013, both Gresham and Eifert were in the starting base offense, the first Bengals base to feature two tight ends. They combined for 85 catches for 903 yards and six TDs, and with the contribution that season of veteran Alex Smith, the Bengals had 88 catches and 915 yards by TEs. The reception total was the most in Bengals history for the position, topping 84 in 1981, and the yardage total ranked third.

Over Hayes' tenure, his tight ends have contributed to run-blocking efforts that have produced eight 1000-yard rushers, including an 1124-yard season in 2014 by rookie Jeremy Hill. Hill led the NFL in rushing over the season's last nine games.

The tight ends under Hayes also have contributed to pass blocking efforts that twice helped Cincinnati set a club record for fewest sacks allowed. A record of 21 was set in 2005, and that mark was re-written at 17 in '07. The Bengals ranked third in the NFL at 23 in 2014, and they were also in the top 10 last year, placing tied for eighth at 32.

Prior to joining the Bengals, Hayes spent four years (1999-2002) at the University of Oklahoma as tight ends coach and special teams coordinator. He helped the Sooners to a four-year record of 44-9, including a 13-0 mark in 2000 for the NCAA championship.

Under Hayes' tutelage, tight end Trent Smith finished his Oklahoma career in 2002 as the school's No. 2 all-time receiver, with 148 catches. Also in '02, Sooners special teams blocked seven kicks and had three punt returns for TDs.

Hayes began his NFL playing career in 1985 with the Kansas City Chiefs, as a second-round draft pick out of Iowa. He played for the Chiefs through 1993, serving as a team captain, and closed his NFL career with three seasons in Pittsburgh ('94-96). He had 153 career receptions for 1718 yards with 13 TDs.

He saw action in 184 NFL games with 122 starts, and he played all 16 games in each of his final six seasons. He played in three AFC Championship games and a Super Bowl (for Pittsburgh, vs. Dallas, in SB XXX).

At the University of Iowa, he earned first-team All-America honors as a senior TE and was a team captain. He holds a degree from Iowa in general studies.

Hayes coached with his older brother, Jay, on the Bengals staff from 2003-15. Jay, a defensive line coach, has moved to the Tampa Bay Buccaneers for 2016.

Hayes' hometown is South Fayette, Pa. He attended South Fayette High School. He and his wife have four children.

**Playing and coaching history: 1981-84**—Played linebacker and tight end, Iowa. **1985-93**—Played tight end, Kansas City Chiefs. **1994-96**—Played tight end, Pittsburgh Steelers. **1999-2002**—Assistant coach (AC), Oklahoma. **2003-present**—AC, Cincinnati Bengals.

**BILL LAZOR**  
**QUARTERBACKS**



Bill Lazor, a veteran of 10 previous seasons in NFL coaching, joins the Bengals for 2016 as quarterbacks coach. Lazor (pronounced as "laser") has served as offensive coordinator and/or QBs coach for Washington, Seattle, Philadelphia and Miami.

He replaces Ken Zampese, who has been promoted for '16 from Bengals QBs coach to offensive coordinator.

"With Ken's elevation to coordinator, I'm ecstatic about bringing in Bill," said Bengals head coach Marvin Lewis said. "He's bright, and energetic and he also has

experience under great head coaches. He's got everything we're looking for to continue to uplift our offense."

Lazor's last assignment was offensive coordinator at Miami, a position he held from 2014 through November of '15. With the Dolphins, Lazor aided in the development of QB Ryan Tannehill, who passed for 4045 yards in '14. Tannehill's 27 TD passes were the most by a Dolphins QB since 1994, when Hall of Famer Dan Marino had 30.

Lazor's 2014 offense also posted a 4.7-yard rushing average, ranked second in the NFL. The team averaged 24.3 points per game, the franchise's most since 1995, and Miami's 350.1 yards per game was also its most since '95. Tannehill and RB Lamar Miller became the first Dolphins duo to post individual seasons of 4000 passing yards and 1000 rushing yards. Lazor left the Dolphins after 11 games last season, as part of an ongoing coaching staff shakeup that began with the release of head coach Joe Philbin.

In 2013 as QBs coach at Philadelphia, Lazor had a central role in Nick Foles winning the NFL passing title (119.2 rating). Foles passed for 27 TDs and only two INTs, and he led the NFL in yards per pass attempt (9.1) and TD percentage (8.5).

Prior to joining the Eagles, Lazor had a three-year stint in the college ranks, serving from 2010-12 as offensive coordinator and QBs coach at the University of Virginia. Under his guidance, the Cavaliers offense staged a dramatic turnaround, finishing third in the Atlantic Coast Conference in offense in '10 after ranking last in '09. That trend continued in '11, as the offense averaged 399.8 yards per game en route to the program's first bowl appearance in four years.

Lazor began his coaching career in 1994 at Cornell, his alma mater, and he debuted as an NFL coach in 2003, serving under Dan Reeves as an offensive assistant. He moved to the Washington Redskins, under Hall of Fame coach Joe Gibbs, as an offensive assistant for 2004-05 and as QBs coach for 2006-07.


Mike Holmgren, another head coach with a Super Bowl win on his resume, hired Lazor in 2008 as QBs coach with Seattle. He coached two seasons with the Seahawks before moving on to Virginia.

Lazor is from Scranton, Pa. and was a three-year starting QB for Cornell. He was an All-Ivy League selection and a team captain, and he was named the team's Most Valuable Player as a senior in 1993. He completed his playing career with 26 program records for either passing or total offense.

Bill and his wife Nicole have a son, Nolan, and two daughters, Marin and Charlotte.

**Playing and coaching history:** **1990-93**—Played QB at Cornell. **1994-2000**—Assistant coach (AC), Cornell. **2001-02**—Offensive coordinator/QBs coach, University of Buffalo. **2003**—AC, Atlanta Falcons. **2004-07**—AC, Washington Redskins. **2008-09**—AC, Seattle Seahawks. **2010-12**—Offensive coordinator/QBs coach, University of Virginia. **2013**—AC, Philadelphia Eagles. **2014-15**—Offensive coordinator, Miami Dolphins. **2016**—AC, Cincinnati Bengals.

**MARCUS LEWIS**  
**DEFENSIVE QUALITY CONTROL/  
DEFENSIVE LINE**



Marcus Lewis, a former college linebacker, is in his third year with Bengals staff in 2016, as Defensive Assistant/Quality Control. He has duties with the defensive line and scout teams, and he also works in team self-scouting, film breakdown and practice organization.

Lewis contributed in 2015 to a defensive effort that yielded the second-fewest points (279, 17.4 per game) in the NFL, the highest league ranking in Bengals history. Cincinnati led the AFC and allowed just two more points than league-leading Arizona.

The 2015 Bengals also ranked seventh in the NFL in rushing defense, with a 92.3 per-game yield that was lowest in franchise history, topping the 93.7 figure of 1983.

Four defenders were selected for the Pro Bowl, including two linemen, DT Geno Atkins and DE Carlos Dunlap. Atkins had 11 sacks on the season, tied for the NFL lead among interior linemen, and Dunlap logged 13.5 sacks, second-most for a season in club history) CB Adam Jones (three INTs and 12 passes defended) and S Reggie Nelson (tied for NFL lead with eight INTs) also were Pro Bowl selections.

Lewis joined the staff in 2014, Paul Guenther's first season as defensive coordinator. In '14, the Bengals ranked 12th in the NFL in fewest points allowed (21.5 per game), and the defense ranked in the top 10 in nine of the 15 major statistical categories widely monitored by NFL coaching staffs. Among those top 10 rankings were a tied-for-third-place finish in INTs (20) and a third place in lowest aggregate passer rating by opponents (75.8).


Lewis came to the Bengals from the University of Cincinnati, where he worked in 2013 as an assistant to the coaching staff. UC's defense ranked No. 9 nationally in 2013 in fewest yards allowed (315.6 per game), and Lewis played a role in coaching top performers Silverberry Mouhon and Brad Harrah.

The son of Bengals head coach Marvin Lewis, Marcus was born in Albuquerque, N.M. on March 28, 1990. He played high school football in Greater Cincinnati, at Indian Hill, and went on to play LB for four seasons (2008-11) at Indiana State, seeing action in 33 career games. He holds a degree from Indiana State in sports management.

**Playing and coaching history:** **2008-11**—Played linebacker, Indiana State. **2013**—Assistant to the coaching staff, University of Cincinnati. **2014-present**—Assistant coach, Cincinnati Bengals.



**DAVID LIPPINCOTT**  
**ASSISTANT LINEBACKERS/  
QUALITY CONTROL**



David Lippincott in 2016 is in his sixth season with the Bengals in a full-staff coaching position. He's in his ninth year with the team, after serving three seasons as a coaching assistant. The team has reached the playoffs in each of his five prior seasons as a full staff member.

In his role as Assistant Linebackers/Quality Control coach, Lippincott has helped develop one of the NFL's top defenses. The defense's contribution to last season's 12-4 record was highlighted by a No. 2 NFL ranking in fewest points allowed (17.4 per game), the highest rank in franchise history. The Bengals led the

AFC and allowed only two more total points than first-place Arizona.

The 2015 Bengals also ranked seventh in the NFL in rushing defense, with a 92.3 per-game yield that was lowest in franchise history, topping the 93.7 figure of 1983.

The linebackers room claimed the top three spots on the team last season in tackles, with Vincent Rey at 95, Rey MauaLuga at 75 and Vontaze Burfict at 74.

Burfict's performance was particularly encouraging, as he returned in full form from a knee injury that limited him to five games in 2014 and caused him to miss the first six games in 2015. Once back in place, Burfict performed at or near his Pro Bowl level of 2013. He led the team in tackles-per-game-played (7.4), he had two INTs, and his five total passes defended tied Rey for the front-seven lead.

In 2014, the defense ranked in the top 10 in nine of the 15 major statistical categories widely monitored by NFL coaching staffs. Among those top 10 rankings were a tied-for-third-place finish in INTs (20) and a third place in lowest aggregate passer rating by opponents (75.8).

In 2013, as the Bengals finished 11-5 to win the AFC North Division, the defense ranked first in the AFC and third in the NFL in fewest yards allowed (305.5). The Bengals ranked tied for fifth in the NFL in fewest points allowed (19.1).

In 2012, the Bengals ranked sixth in net defense and eighth in scoring defense.

As a Bengals coaching assistant from 2008-10, Lippincott's duties included advance scouting and coaching wide receivers, as well as game preparation. His '09 work contributed to the Bengals' second AFC North Division title during the tenure of head coach Marvin Lewis.

Prior to joining the Bengals, Lippincott coached in college for three seasons at Bluffton University (2000-02), two seasons at Minnesota ('03-04) and three seasons at Richmond ('05-07). He worked with all three defensive position groups — line, linebackers and defensive backs — over the course of his college seasons.

During his two seasons at Minnesota, when he worked as a graduate assistant on defense, the Gophers posted wins in the Sun and Music City bowls.

At Richmond, where he was assistant defensive line coach, the team won an Atlantic 10 title in 2005 and a Colonial Athletic Association crown in '07. The '05 team was a quarterfinalist in the NCAA Division I-AA playoffs, and the '07 team was a semifinalist in the (re-named) FCS division.

Lippincott is married (wife Lisa), with a daughter. He is a Cincinnati native — a graduate of Moeller High School and the University of Dayton.

**Coaching history: 2000-02**—Assistant coach (AC), Bluffton. **2003-04**—Graduate assistant, University of Minnesota. **2005-07**—AC, Richmond. **2008-10**—Coaching assistant, Cincinnati Bengals. **2011-present**—AC, Bengals.

**ROBERT LIVINGSTON**  
**SECONDARY**



Robert Livingston, a Bengals scout from 2012-14, is in his second season on the coaching staff in '16. Livingston did on-field work with the defensive secondary in '15, while working in defensive quality control and also as a special teams assistant, and for '16 he has the title of secondary coach, along with Kevin Coyle. Livingston himself is a former college safety, and he will work primarily with the safeties.

Livingston's defensive work last season helped the Bengals to a No. 2 NFL rank in fewest points allowed, at 17.4 per game. It was the highest NFL scoring-defense ranking in franchise history, and the Bengals ranked first in the AFC.

With the secondary last season, Livingston helped the Bengals rank third in the NFL in INTs (21), and 17 of the picks were by defensive backs. Also, the Bengals ranked second in fewest TD passes allowed (18), and Cincinnati's plus-three differential (21-18) between INTs and TD passes allowed tied eventual NFC champion Carolina for tops in the league. No other teams were in the plus column.

Two Bengals DBs, S Reggie Nelson and CB Adam Jones, were selections for last season's Pro Bowl.

With the special teams last season, Livingston helped kick coverage standout Cedric Peerman earn his first Pro Bowl berth. DE Carlos Dunlap was one of only two NFL players to block two FGs, and the Bengals ranked seventh in the NFL in punt coverage (6.3 yards per return) and 12th in kickoff coverage (20.6).

Livingston came to the Bengals from Vanderbilt University, where he served in 2011 as defensive quality control coach. He was on the Furman University football staff in 2010.

As a Bengals scout, Livingston covered the Southeast, primarily the Southeastern and Atlantic Coast conferences, and he had a role in evaluating defensive backs from across the nation.


At Vanderbilt, Livingston coached two defensive backs who made the NFL (CB Casey Hayward and S Sean Richardson). At Furman, Livingston's primary coaching duties were with safeties.

A native of Hendersonville, N.C., Livingston was a two-time Athlete of the Year at Hendersonville High School. He played free safety at William & Mary from 2007-09, contributing to one of the top defensive units in the NCAA's FCS ranks. He graduated from William & Mary with a degree in kinesiology.

Livingston and his wife Tricia celebrated their first wedding anniversary in June of this year.

**Playing and coaching/scouting history: 2007-09**—Played safety, William & Mary. **2010**—Assistant coach (AC), Furman. **2011**—AC, Vanderbilt. **2012-14**—Scout, Cincinnati Bengals. **2015-present**—AC, Bengals.

**CHIP MORTON**  
**STRENGTH AND CONDITIONING**



Chip Morton is in his 14th season as Bengals strength and conditioning coach. He took over the position under head coach Marvin Lewis when Lewis joined the Bengals in 2003. During his tenure, Morton and his staff have established a program that continues to include innovative ideas while keeping its roots grounded in fundamental principles of productive training. The work has helped the Bengals become one of only four NFL teams to reach the playoffs in each of the last five seasons, with a record of 52-27-1.

In 2016, Morton is in his second year working with an expanded and improved weight room and conditioning facility at Paul Brown Stadium. He worked with club management on the design and development.

In 2015, Morton worked with head coach Marvin Lewis to institute a significant change in the team's weekly routine. The Bengals moved away from the traditional idea that the day before a game (usually Saturday) should be the lightest player activity day of the week. Coaches made the Friday practice lighter and upped the tempo for Saturday. In addition, more time each week was dedicated to player recovery and restoration.

Perhaps not entirely by coincidence, the 2015 Bengals posted a 12-4 record, tied for best in franchise history for a 16-game season.

"The new routine was a good changeup," said defensive tackle Domata Peko. "It gives us a chance to fix stuff on Friday. And we were off our feet more on Friday, whereas before we were basically going all day. We came back in on Saturday and got the blood flowing again and carried that into the games."

The Bengals' strength and conditioning program is comprehensive in scope and progressive in its design. At its very core lies a foundation of traditional training principles, with an emphasis on teaching, relationship-building and service to the players. Morton and assistant S/C coach Jeff Friday both have coached on teams that have reached the Super Bowl.

"Under Chip's direction, our strength and conditioning program remains on the cutting edge of training techniques and philosophy," says Lewis. "I am very pleased with the outcome, using this program to both improve our players' football performances and to increase their resistance to injuries."

Morton was a coaching colleague of Lewis with the Baltimore Ravens from 1999-2001, serving as Ravens assistant strength and conditioning coach, and he was with Lewis in '02 at Washington, serving as head strength and conditioning coach for the Redskins.

Morton is in his 24th NFL season, having also served as strength and conditioning assistant at San Diego from 1992-94 and as head strength and conditioning coach at Carolina from '95-98. He has coached with two Super Bowl teams — the 1994 Chargers and the 2000 World Champion Ravens.

He started his career in the collegiate ranks, serving as assistant strength coach at Ohio State (1985-86) while completing his master's degree in physical education. He moved to Penn State in 1987 as the first-ever full-time strength and conditioning assistant for the Nittany Lions football team. He also worked with 14 other men's and women's sports during his five years (1987-91) at Penn State.


Morton's hometown is Hamden, Conn. He graduated from the University of North Carolina in 1985 with a degree in zoology, where he also earned a varsity letter in swimming.

Continuing education is a priority in Morton's development as a coach and teacher. His most recent educational accomplishment has been his certification as an OS Certified Coach (Original Strength) in 2016. Chip is a Level One Sports Performance Coach through the United States Weightlifting Association and has been a Certified Strength & Conditioning Specialist (C.S.C.S.) in the National Strength & Conditioning Association since 1990. In 2006, Morton became the first NFL strength coach to receive the Russian Kettlebell Instructor's Certification (RKC), and in '08, he was certified as a Level I coach in John Brookfield's Battling Ropes training system.

Morton and his wife Stacey have seven children.

**Coaching history:** **1985-86**—Assistant strength and conditioning (S/C) coach, Ohio State. **1987-91**—Assistant S/C coach, Penn State. **1992-94**—Assistant S/C coach, San Diego Chargers. **1995-98**—Head S/C coach, Carolina Panthers. **1999-2001**—Assistant S/C coach, Baltimore Ravens. **2002**—Head S/C coach, Washington Redskins. **2003-present**—Head S/C coach, Cincinnati Bengals.

**DAN PITCHER**  
**OFFENSIVE ASSISTANT/  
WIDE RECEIVERS**



Dan Pitcher joins the Bengals coaching staff for 2016 as an offensive assistant, after spending four seasons in player personnel with the Indianapolis Colts. Pitcher served two years as a Colts pro scout after being promoted to the position following the 2013 season. During the 2015 season, he assisted the offensive coaching staff with a variety of game-plan related tasks and special projects.

With the Colts, Pitcher was part of a football operation that compiled a 41-23 regular-season record (.641), with three playoff berths, including two AFC

South championships, and one trip to the AFC Championship Game. Pitcher was responsible for advance scouting reports on opponents, evaluation of free agents, monitoring rosters and evaluating players on other teams.


Pitcher served as a scouting assistant for the Colts for two seasons (2012-2013) before his promotion to pro scout. He split duties between college and pro scouting in his two seasons as an assistant, and he was responsible for organizing and managing the draft room for three seasons.

Before joining the Colts, Pitcher began 2012 coaching wide receivers at his alma mater, Cortland State, a part of New York's state university system. From 2009-11, he was a three-year starter at quarterback for Cortland State and was a finalist as a senior for the Gagliardi Trophy, presented annually to the most outstanding Division III football player.

Pitcher was born in Cortland, N.Y. on Jan. 13, 1987, and lives in Cincinnati with his fiancée, Marissa. He graduated from Cortland State with a bachelor's degree in psychology in 2010, and he earned a master's degree in sport management in 2011. He shares an alumni connection with Bengals assistant head coach/offensive line coach Paul Alexander, who also played football at Cortland State and graduated from the school.

**Playing, scouting and coaching history:** **2008-11**—Played QB at Cortland (N.Y.) State. **2012**—Assistant coach (AC), Cortland State. **2012-13**—Scouting assistant, Indianapolis Colts. **2014-15**—Pro scout, Indianapolis Colts. **2016**—AC, Bengals.

**DARRIN SIMMONS**  
**SPECIAL TEAMS COORDINATOR**



Darrin Simmons is in his 14th season leading the coaching of Cincinnati's special teams, and for the fourth straight season in 2016, he carries the title of special teams coordinator. His squads have helped the Bengals become one of only four teams to reach the playoffs each of the last five seasons.

Simmons' units produced a Pro Bowl player for the second straight year in 2015, as HB Cedric Peerman gained overdue recognition as one of the NFL's top coverage and return unit players. Peerman's 17 tackles tied for the team's highest total since 2008, and he had

13 solo stops, leading the Bengals to a No. 3 NFL ranking in opponents' average drive start on kickoffs (20.2 yard line).

Simmons' Pro Bowl player in 2014 was P Kevin Huber, who posted franchise records for gross (46.8) and net (42.1) average, re-setting club marks he already held. The Bengals vested Simmons in 2009 with a fifth-round draft choice for Huber, a relatively high spot for a kicking specialist, and Huber has responded under Simmons' tutelage, holding franchise career records for gross (44.8) and net (39.7), and for best ratio of inside-20 punts to touchbacks (3.79-to-1).

Huber, K Mike Nugent and LS Clark Harris have been a durable and effective trio in Cincinnati's "specialist roles." Nugent won an AFC Special Teams Player of the Week award last season for a pair of clutch FGs in an overtime win over Seattle, and he holds Bengals records for points in a season (132), FGs in a season (33) and longest postseason punt (57 yards). He also shares the club record for longest regular-season FG (55). Harris, signed in 2009 after being released by Houston, has never had an unplayable snap for Cincinnati.

Last season, DE Carlos Dunlap was one of only two NFL players to block two FGs, and the Bengals ranked seventh in the NFL in punt coverage (6.3 yards per return) and 12th in kickoff coverage (20.6).

In 2014, Simmons helped coach CB Adam Jones to the Bengals' first-ever NFL kickoff return title (31.3 avg.) and to a second-place NFL finish in punt returns (12.1). Jones claimed the kick return spot on the prestigious Associated Press All-Pro team.

"Darrin has helped me a lot," Jones said. "About ball control, and just believing in myself to make the play. And his preparation for the opponent is unbelievable. If anyone is decent on special teams, Darrin knows about him."

In the long-established special teams rankings done annually by the Dallas Morning News, incorporating 22 categories of special teams play, the Bengals have had three top 10 finishes in the last four years, placing second in 2012, sixth in 2014 and eighth last year.

Simmons' Bengals special teams have shown a nose for the ball, forcing 25 fumbles in his 13 completed seasons. The 1.9 average nearly doubles the 1.0 norm for the nine seasons prior to his tenure.

Simmons entered the NFL in the 1998 season on the same Baltimore Ravens staff as Bengals head coach Marvin Lewis, who was Ravens defensive coordinator at the time. Simmons was assistant special teams coach and assistant strength and conditioning coach for the Ravens, and he held that same role for the Carolina Panthers from 1999-2002. He joined the Bengals in 2003.

Simmons played an integral role at Carolina in the development of Todd Sauerbrun as one of the NFL's top punters of the time.

Simmons began his coaching career at Kansas University in 1996.

Simmons punted in college for Kansas from 1993-95, earning All-Big Eight honors his final year. As a senior, he helped the Jayhawks to a top 10 national ranking and to an Aloha Bowl victory over UCLA. Also as a Kansas senior, he won honors as an academic All-American.


Prior to playing for Kansas, Simmons was a punter and QB for Dodge City (Kan.) Community College. In 1992 at Dodge City, he led the nation's junior colleges in punting and was a first-team JUCO All-American.

Simmons earned a degree in sports management from Kansas in 1996.

Born April 9, 1973, in Elkhart, Kan., he graduated from Elkhart High School. He and his wife, Rhonda, have a daughter and two sons.

**Playing and coaching history:** **1991-92**—Played quarterback and punter, Dodge City (Kan.) Community College. **1993-95**—Played punter, Kansas. **1996**—Graduate assistant, Kansas. **1997**—Assistant coach (AC), University of Minnesota. **1998**—AC, Baltimore Ravens. **1999-2002**—AC, Carolina Panthers. **2003-12**—AC, Cincinnati Bengals. **2013-present**—Special teams coordinator, Bengals.

**JAMES URBAN**  
**WIDE RECEIVERS**



James Urban returns in 2016 for his sixth season as Bengals wide receivers coach. His group has helped lead the Bengals to the playoffs in each of the last five seasons, and he has had success not only in nurturing the considerable talent of A.J. Green, but also in developing a corps of players who can contribute.

That latter challenge will continue for Urban in 2016, as he has to some extent been the victim of his own success. Two wide receivers who were productive while playing with Green — mid-round 2012 draft choices Marvin Jones and Mohamed Sanu — have departed the

Bengals in free agency in '16, signing lucrative contracts for the opportunity to become No. 1s with other teams.

Green's Bengals career began under Urban in 2011. Green has been to the Pro Bowl in each of his five seasons to date, the only player in club history to make it in seasons 1-5. With a team-leading 1297 yards in 2015, Green joined Randy Moss of Minnesota as the only NFL receivers to top 1000 yards in each of their first five seasons. Green's 24 career games of 100 or more receiving yards rank second in Bengals history to Chad Johnson's 31, and Johnson took 10 seasons to compile his total.

For his five Bengals seasons, Green has averaged 83 receptions, 1234 yards and nine TDs. In 2013, Green and Marvin Jones became the only Bengals WR duo to each get 10 or more TDs in a season. Jones is the only Bengal to have caught four TD passes in a game, doing that in 2013 against the Jets.

In 2011, his first Bengals season, Urban had a big job, charged with leading an inexperienced receiving corps into a new offensive scheme. The presence of a rookie quarterback (Andy Dalton) and limited preparation time (due to NFL labor issues) increased the challenge. But the results were more than favorable, as the young receivers immediately developed a rapport with Dalton and saw continued production throughout the season and into a playoff game that preseason forecasters had deemed out of reach for the young team.

Dalton and Green both made the 2011 season Pro Bowl. In Green's pro debut at Cleveland, he made the longest game-winning TD catch (41 yards) in NFL history by a rookie playing in his team's season opener. In Green's second game, he and Dalton became the first (and still only) rookie QB-WR duo to combine for 10 completions in a game.

Prior to joining the Bengals, Urban was Philadelphia Eagles QBs coach in 2009 and '10, where he helped direct Pro Bowl seasons for Donovan McNabb ('09) and Michael Vick ('10). In '10, Vick earned accolades as the NFL's Comeback Player of the Year and was the NFC starter in the Pro Bowl.

Urban spent seven total seasons with the Eagles (2004-10). He was assistant to the head coach from '04-06 and was offensive quality control coach in '07 and '08. During his seven Philadelphia seasons, the Eagles earned five playoff berths and won three division titles. He first worked with the Eagles in 2003, serving as a coaching intern while employed full-time at the University of Pennsylvania.

A native of Mechanicsburg, Pa., Urban played in college at Washington and Lee (Lexington, Va.) as a wide receiver and kick returner. He worked for seven years in the college ranks — at Clarion (Pa.) University and at Penn — before joining the Eagles.

James and his wife, Patrice, have two daughters, Brielle and Cassidy, and a son, Jameson. James holds a bachelor's degree in English from Washington and Lee and a master's degree in communications from Clarion.

**Playing and coaching history:** **1992-95**—Played wide receiver, Washington and Lee. **1997-98**—Assistant coach (AC), Clarion. **1999-2003**—Director of football administration/operations, Pennsylvania. **2004-10**—AC, Philadelphia Eagles. **2011-present**—AC, Cincinnati Bengals.



**KEN ZAMPESE**  
**OFFENSIVE COORDINATOR**



Ken Zampese is in his 14th season on the Bengals staff, and after 13 seasons as quarterbacks coach, during which he guided multiple QBs to high production levels, he takes over in 2016 as offensive coordinator.

"I'm excited for Kenny's opportunity to continue to grow our offense," said head coach Marvin Lewis. "He understands my vision about our future. It's time for him to really put his hands on it now and advance the development. He has been (QB) Andy Dalton's position coach, and Andy has just kept on getting better, so we've obviously got continuity working there."

Dalton was not ordained as a future star when he entered the NFL in 2011, drafted by Cincinnati in the second round (35th overall). But Dalton's success under Zampese has been fast and steady, and it reached new heights last season when Dalton posted a 106.3 passer rating, topping the franchise record mark of 101.1 set by Carson Palmer under Zampese in 2005. Dalton ranked first in the AFC and second in the NFL, and he led the team to a 10-2 record in its first 12 games, before suffering a season-ending thumb fracture in Game 13.

Dalton has become only the second starting QB in the Super Bowl era to lead his team to the playoffs in each of his first five seasons, and Zampese stands as the only QBs coach to fully guide such an accomplishment. Baltimore's Joe Flacco, the other QB to turn the trick, had three different position coaches during his five-year run.

Dalton has the best winning percentage of any Bengals QB with 10 or more starts (.656, 50-26-1). In 2013, Dalton set Bengals records for passing yards (4293) and TD passes (33).

Perhaps equally impressive last season from a coaching standpoint, first-year QB AJ McCarron was immediately impressive in replacing Dalton. McCarron went unexpectedly from Zampese's classroom to a playoff stretch run, and the coach's No. 2 pupil defied an experience level that amounted to only a handful of mop-up snaps. McCarron posted a 2-1 record and a 101.1 passer rating in his three starts (Games 14-16). In the Wild Card playoff, McCarron led a Bengals comeback from a 15-point deficit to take a late lead, only to see Pittsburgh come back with a winning FG at the gun.

Prior to Dalton, Zampese led Carson Palmer into the ranks of the Bengals' all-time top passers. Palmer still holds the club's all-time best completion percentage (62.9) and the Nos. 2-4 totals for passing yards in a season.

In 2003, his first season with the Bengals, Zampese had success with a veteran starting quarterback in Jon Kitna. The '03 campaign saw Kitna post career highs at that point in completions (324), passing yards (3591), TD passes (26), completion percentage (62.3) and rating (87.4).

Zampese (pronounced "zam-PEE-zee") came to the Bengals following three seasons (2000-02) in St. Louis.

Zampese joined the Rams in 2000 as an offensive assistant. He was promoted to wide receivers coach in 2001, and the Rams led the league in passing yards for a second straight year, averaging 291.4. In 2002, he added the title of passing game coach, and the Rams finished second in the league at 259.6 yards per game.

Zampese began his NFL career in 1998 as an offensive assistant with the Philadelphia Eagles under head coach Ray Rhodes.

Prior to the NFL, Zampese coached for nine years in college, including two seasons at Miami (Ohio). In '97, Miami averaged 37.4 points per game.

Zampese played wide receiver and kick returner at the University of San Diego from 1985-88. He was the team's Special Teams Player of the Year as a senior. He earned an undergraduate degree in business from San Diego, and later received a master's degree in adult education from Southern California.

Zampese was born July 19, 1967, in Santa Maria, Calif. He and his wife have two children. Ken's father, Ernie Zampese, was a longtime NFL offensive coordinator who coached on a Super Bowl winner with the 1995 Cowboys. The elder Zampese also was a coordinator for the Chargers, Rams and Patriots.

**Playing and coaching history:** **1985-88**—Played wide receiver, kickoff returner and punt returner, University of San Diego. **1989**—Assistant coach (AC), University of San Diego. **1990-91**—AC, Southern California. **1992-94**—AC, Northern Arizona. **1995**—Offensive coordinator, Northern Arizona. **1996-97**—AC, Miami (Ohio). **1998**—AC, Philadelphia Eagles. **1999**—AC, Green Bay Packers. **2000-02**—AC, St. Louis Rams. **2003-15**—AC, Cincinnati Bengals. **2016**—Offensive coordinator, Bengals.

**STRENGTH AND CONDITIONING STAFF  
RECEIVES BOOST**

The Bengals strength and conditioning staff will oversee an enhanced function this season, as Shea Thompson works with the team in the role of Sports Scientist. Thompson will assist Head Coach Marvin Lewis with the implementation of GPS technology to manage practice volumes and intensities for the team. Thompson will be adding other technologies as the season progresses and will begin steps toward individualizing players' recovery needs and optimizing wellness.

Along with the Sports Scientist role, Thompson will assist with the daily implementation of all aspects of the strength and conditioning program.

Prior to joining the Bengals, Thompson worked as an assistant strength coach and in a similar Sports Science role at the University of Minnesota. He spent four seasons on head coach Jerry Kill's staff at Minnesota and two at Northern Illinois University. Prior to coming to Minnesota, Thompson had previous experience at the United States Olympic Training Center (Colorado Springs, Colo.) and at Northern Illinois University and the University of Nebraska.

This past February at the NFL Combine, Thompson was invited to sit on a panel at the Football Performance and Technology Symposium sponsored by the NFL. He holds a master's degree from Northern Illinois and an undergraduate degree from Buena Vista University (Storm Lake, Iowa), where he played football.



# PLAYERS

# ALPHABETICAL ROSTER

JULY 31, 2016

NO.	NAME	POS.	HT.	WT.	BORN	EXP.	COLLEGE	HOMETOWN	HOW ACQ.
15	Alford, Mario	WR	5-9	183	2-25-92	2	West Virginia	Greenville, Ga.	D7'15
97	Atkins, Geno	DT	6-1	300	3-28-88	7	Georgia	Pembroke Pines, Fla.	D4a'10
80	Bennett, Michael	WR	6-2	208	12-19-91	1	Georgia	Alpharetta, Ga.	FA'16
25	Bernard, Giovanni	HB	5-9	205	11-22-91	4	North Carolina	Boca Raton, Fla.	D2a'13
75	Billings, Andrew	DT	6-1	325	3-6-95	R	Baylor	Waco, Texas	D4'16
61	Bodine, Russell	C	6-3	308	6-30-92	3	North Carolina	Scottsville, Va.	D4'14
65	Boling, Clint	G	6-5	305	5-9-89	6	Georgia	Alpharetta, Ga.	D4'11
40	Bonnet, Andrew	FB	6-3	254	12-27-92	R	North Dakota State	Council Bluffs, Iowa	FA'16
83	Boyd, Tyler	WR	6-2	197	11-15-94	R	Pittsburgh	Clairton, Pa.	D2'16
23	Brown, Chykie	CB	5-11	191	12-26-86	5	Texas	Houston, Texas	FA'16
76	Brown, Ryan	DE	6-6	276	6-10-94	R	Mississippi State	New Orleans, La.	CFA'16
55	Burfit, Vontaze	LB	6-1	255	9-24-90	5	Arizona State	Corona, Calif.	CFA'12
33	Burkhead, Rex	HB	5-10	210	7-2-90	4	Nebraska	Plano, Texas	D6a'13
39	Carson, Tra	HB	5-11	231	10-24-92	R	Texas A&M	Texarkana, Texas	CFA'16
93	Clarke, Will	DE	6-6	280	5-4-91	3	West Virginia	Pittsburgh, Pa.	D3'14
64	Cooper, Alex	G/C	6-4	310	12-18-91	R	Houston	Bellaire, Texas	CFA'16
16	Core, Cody	WR	6-3	210	4-17-94	R	Mississippi	Auburn, Ala.	D6'16
14	Dalton, Andy	QB	6-2	220	10-29-87	6	Texas Christian	Katy, Texas	D2'11
56	Dansby, Karlos	LB	6-3	251	11-3-81	13	Auburn	Birmingham, Ala.	FA'16
47	Dawson, P.J.	LB	6-0	245	1-13-93	2	Texas Christian	Dallas, Texas	D3b'15
71	Dean, David	DT	6-1	302	2-16-93	R	Virginia	Virginia Beach, Va.	CFA'16
21	Dennard, Darqueze	CB	5-11	198	10-10-91	3	Michigan State	Dry Branch, Ga.	D1'14
51	DiManche, Jayson	LB	6-1	235	9-22-90	3	Southern Illinois	Hamilton, N.J.	FA'15
96	Dunlap, Carlos	DE	6-6	280	2-28-89	7	Florida	North Charleston, S.C.	D2'10
85	Elfert, Tyler	TE	6-6	255	9-8-90	4	Notre Dame	Fort Wayne, Ind.	D1'13
72	Epps, Aaron	OT	6-6	305	11-16-92	R	Louisville	Tucker, Ga.	CFA'16
12	Erickson, Alex	WR	6-0	195	11-6-92	R	Wisconsin	Darlington, Wis.	CFA'16
42	Fejedelem, Clayton	S	6-0	205	6-2-93	R	Illinois	Lemont, Ill.	D7'16
74	Fisher, Jake	OT	6-6	305	4-23-93	2	Oregon	Traverse City, Mich.	D2'15
53	Flowers, Marquis	LB	6-3	245	2-16-92	3	Arizona	Phoenix, Ariz.	D6'14
95	Gangwish, Jack	DE	6-3	272	1-6-93	R	Nebraska	Wood River, Neb.	CFA'16
82	Grant, Antwane	WR	6-0	203	8-14-92	R	Western Kentucky	Wilmington, Del.	CFA'16
18	Green, A.J.	WR	6-4	210	7-31-88	6	Georgia	Summerville, S.C.	D1'11
91	Harrison, Marcus	DT	6-3	310	2-14-92	2	Arizona State	Natchitoches, La.	D4b'15
46	Harris, Clark	LS	6-5	250	7-10-84	8	Rutgers	Manahawkin, N.J.	FA'09
45	Harris, Darien	LB	6-0	230	3-31-93	R	Michigan State	Silver Spring, Md.	CFA'16
89	Hewitt, Ryan	H-B	6-4	255	1-24-91	3	Stanford	Denver, Colo.	CFA'14
34	Hill, Bronson	HB	5-10	220	1-2-93	1	Eastern Michigan	Grand Rapids, Mich.	FA'16
32	Hill, Jeremy	HB	6-1	235	10-20-92	3	Louisiana State	Baton Rouge, La.	D2'14
28	Hillary, Darius	CB	5-11	185	4-5-93	R	Wisconsin	Cincinnati, Ohio	CFA'16
4	Hocker, Zach	K	6-0	191	8-23-91	2	Arkansas	Russellville, Ark.	FA'16
66	Hopkins, Trey	G	6-3	310	7-6-92	2	Texas	Houston, Texas	CFA'14
10	Huber, Kevin	P	6-1	211	7-16-85	8	Cincinnati	Cincinnati, Ohio	D5'09
99	Hunt, Margus	DE	6-8	295	7-14-87	4	Southern Methodist	Karksi-Nuia (Estonia)	D2b'13
43	Iloka, George	S	6-4	225	3-31-90	5	Boise State	Houston, Texas	D5c'12
22	Jackson, William	CB	6-0	187	10-27-92	R	Houston	Houston, Texas	D1'16
90	Johnson, Michael	DE	6-7	272	2-7-87	8	Georgia Tech	Selma, Ala.	FA'15
60	Johnson, T.J.	C	6-4	300	7-17-90	3	South Carolina	Aynor, S.C.	D7b'13
24	Jones, Adam	CB	5-10	180	9-30-83	10	West Virginia	Atlanta, Ga.	FA'10
27	Kirkpatrick, Dre	CB	6-2	185	10-26-89	5	Alabama	Gadsden, Ala.	D1a'12
81	Kroft, Tyler	TE	6-6	250	10-15-92	2	Rutgers	Downingtown, Pa.	D3a'15
84	Kumerow, Jake	WR	6-4	206	2-17-92	1	Wisconsin-Whitewater	Bartlett, Ill.	CFA'15
11	LaFell, Brandon	WR	6-3	210	11-4-86	7	Louisiana State	Houston, Texas	FA'16
88	Lengel, Matt	TE	6-7	266	12-27-90	1	Eastern Kentucky	Mechanicsburg, Pa.	CFA'15
37	Lewis-Harris, Chris	CB	5-10	185	2-11-89	4	Tennessee-Chatanooga	Smyrna, Ga.	CFA'12
8	Licata, Joe	QB	6-2	215	11-16-92	R	Buffalo	Williamsville, N.Y.	CFA'16
44	Luc, Jeff	FB	6-1	260	2-14-92	1	Cincinnati	Port St. Lucie, Fla.	FA'16
58	Maualuga, Rey	LB	6-2	258	1-20-87	8	Southern California	Eureka, Calif.	D2'09
5	McCarron, AJ	QB	6-3	220	9-13-90	2	Alabama	Mobile, Ala.	D5'14
2	Nugent, Mike	K	5-10	190	3-2-82	12	Ohio State	Centerville, Ohio	FA'10
70	Ogbuehi, Cedric	OT	6-5	310	4-25-92	2	Texas A&M	Allen, Texas	D1'15
30	Peerman, Cedric	HB	5-10	212	10-10-86	7	Virginia	Gladys, Va.	W(Det.)'10
94	Peko, Domata	DT	6-3	325	11-27-84	11	Michigan State	Pago Pago (American Samoa)	D4'06
48	Peters, John	TE	6-8	261	4-29-92	1	Mount St. Joseph	West Chester, Ohio	FA'16
41	Raven, Floyd	S	6-0	210	12-31-92	1	Texas A&M	Kenner, La.	FA'16
62	Redmond, Alex	G/C	6-5	310	1-18-95	R	UCLA	Cerritos, Calif.	CFA'16
57	Rey, Vincent	LB	6-0	250	9-6-87	6	Duke	Far Rockaway, N.Y.	CFA'10
52	Roach, Trevor	LB	6-2	247	3-6-92	1	Nebraska	Elkhorn, Neb.	CFA'15
17	Russell, Alonzo	WR	6-4	206	9-29-92	R	Toledo	Washington, D.C.	CFA'16
26	Shaw, Josh	CB	6-1	200	3-27-92	2	Southern California	Palmdale, Calif.	D4a'15
13	Simonise, Rashaun	WR	6-5	200	5-31-95	R	Calgary (Canada)	Vancouver (British Columbia, Canada)	CFA'16
92	Sims, Pat	DT	6-2	330	11-29-85	9	Auburn	Fort Lauderdale, Fla.	UFA(Oak.)'15
31	Smith, Derron	S	5-10	200	2-4-92	2	Fresno State	Banning, Calif.	D6'15
19	Tate, Brandon	WR	6-1	195	10-5-87	8	North Carolina	Burlington, N.C.	W(N.E.)'11
98	Thompson, Brandon	DT	6-2	310	10-19-89	5	Clemson	Thomasville, Ga.	D3b'12
67	Thurman, Trip	G/C	6-5	315	10-20-92	R	Florida	Dover, Del.	CFA'16
87	Uzomah, C.J.	TE	6-6	265	1-14-93	2	Auburn	Suwanee, Ga.	D5'15
59	Vigil, Nick	LB	6-2	239	8-20-93	R	Utah State	Plain City, Utah	D3'16
79	Weidenaar, John	OT	6-7	300	9-15-92	R	Montana State	Manhattan, Mont.	CFA'16
3	Wenning, Keith	QB	6-3	225	2-14-91	1	Ball State	Coldwater, Ohio	FA'15
63	Westerman, Christian	G	6-3	300	2-23-93	R	Arizona State	Chandler, Ariz.	D5'16
77	Whitworth, Andrew	OT	6-7	330	12-12-81	11	Louisiana State	West Monroe, La.	D2'06
69	Williams, DeShawn	DT	6-1	295	12-29-92	1	Clemson	Central, S.C.	CFA'15
36	Williams, Shawn	S	6-0	210	5-13-91	4	Georgia	Damascus, Ga.	D3'13
38	Wilson, Jimmy	S	5-11	205	7-30-86	6	Montana	San Diego, Calif.	FA'16
73	Winston, Eric	G	6-7	310	11-17-83	10	Miami (Fla.)	Midland, Texas	FA'14
86	Wright, James	WR	6-1	201	12-31-91	3	Louisiana State	Buras, La.	D7a'14
68	Zeitler, Kevin	G	6-4	320	3-8-90	5	Wisconsin	Waukesha, Wis.	D1b'12

## RESERVE/INJURED (date assigned; injury)

7	Brown, Jonathan (5-25-16; foot)	K	5-10	197	12-7-92	R	Louisville	Clinton, Miss.	CFA'16
---	---------------------------------	---	------	-----	---------	---	------------	----------------	--------

COACHING STAFF: Head coach: Marvin Lewis. Assistants: Paul Alexander (assistant head coach/offensive line), Jacob Burney (defensive line), Kyle Caskey (running backs), Brayden Coombs (assistant special teams/defensive quality control), Robert Couch (offensive quality control/offensive line), Kevin Coyle (secondary), Jeff Friday (assistant strength and conditioning), Paul Guenther (defensive coordinator), Jim Haslett (linebackers), Jonathan Hayes (tight ends), Bill Lazor (quarterbacks), Marcus Lewis (defensive quality control/defensive line), David Lippincott (assistant linebackers/quality control), Robert Livingston (secondary), Chip Morton (strength and conditioning), Dan Pitcher (offensive assistant/wide receivers), Darrin Simmons (special teams coordinator), James Urban (wide receivers), Ken Zampese (offensive coordinator).



# NUMERICAL ROSTER

JULY 31, 2016

NO.	NAME	POS.	HT.	WT.	BORN	EXP.	COLLEGE	HOMETOWN	HOW ACQ.
2	Mike Nugent	K	5-10	190	3-2-82	12	Ohio State	Centerville, Ohio	FA'10
3	Keith Wenning	QB	6-3	225	2-14-91	1	Bail State	Coldwater, Ohio	FA'15
4	Zach Hocker	K	6-0	191	8-23-91	2	Arkansas	Russellville, Ark.	FA'16
5	AJ McCarron	QB	6-3	220	9-13-90	2	Alabama	Mobile, Ala.	D5'14
8	Joe Licata	QB	6-2	215	11-16-92	R	Buffalo	Williamsville, N.Y.	CFA'16
10	Kevin Huber	P	6-1	211	7-16-85	8	Cincinnati	Cincinnati, Ohio	D5'09
11	Brandon LaFell	WR	6-3	210	11-4-86	7	Louisiana State	Houston, Texas	FA'16
12	Alex Erickson	WR	6-0	195	11-6-92	R	Wisconsin	Darlington, Wis.	CFA'16
13	Rashaun Simonise	WR	6-5	200	5-31-95	R	Calgary (Canada)	Vancouver (British Columbia, Canada)	CFA'16
14	Andy Dalton	QB	6-2	220	10-29-87	6	Texas Christian	Katy, Texas	D2'11
15	Mario Alford	WR	5-9	183	2-25-92	2	West Virginia	Greenville, Ga.	D7'15
16	Cody Core	WR	6-3	210	4-17-94	R	Mississippi	Auburn, Ala.	D6'16
17	Alonzo Russell	WR	6-4	206	9-29-92	R	Toledo	Washington, D.C.	CFA'16
18	A.J. Green	WR	6-4	210	7-31-88	6	Georgia	Summerville, S.C.	D1'11
19	Brandon Tate	WR	6-1	195	10-5-87	8	North Carolina	Burlington, N.C.	W(N.E.)'11
21	Darqueze Dennard	CB	5-11	198	10-10-91	3	Michigan State	Dry Branch, Ga.	D1'14
22	William Jackson	CB	6-0	187	10-27-92	R	Houston	Houston, Texas	D1'16
23	Chykie Brown	CB	5-11	191	12-26-86	5	Texas	Houston, Texas	FA'16
24	Adam Jones	CB	5-10	180	9-30-83	10	West Virginia	Atlanta, Ga.	FA'10
25	Giovani Bernard	HB	5-9	205	11-22-91	4	North Carolina	Boca Raton, Fla.	D2a'13
26	Josh Shaw	CB	6-1	200	3-27-92	2	Southern California	Palmdale, Calif.	D4a'15
27	Dre Kirkpatrick	CB	6-2	185	10-26-89	5	Alabama	Gadsden, Ala.	D1a'12
28	Darius Hillary	CB	5-11	185	4-5-93	R	Wisconsin	Cincinnati, Ohio	CFA'16
30	Cedric Peerman	HB	5-10	212	10-10-86	7	Virginia	Gladys, Va.	W(Det.)'10
31	Derron Smith	S	5-10	200	2-4-92	2	Fresno State	Banning, Calif.	D6'15
32	Jeremy Hill	HB	6-1	235	10-20-92	3	Louisiana State	Baton Rouge, La.	D2'14
33	Rex Burkhead	HB	5-10	210	7-2-90	4	Nebraska	Plano, Texas	D6a'13
34	Bronson Hill	HB	5-10	220	1-2-93	1	Eastern Michigan	Grand Rapids, Mich.	FA'16
36	Shawn Williams	S	6-0	210	5-13-91	4	Georgia	Damascus, Ga.	D3'13
37	Chris Lewis-Harris	CB	5-10	185	2-11-89	4	Tennessee-Chattanooga	Smyrna, Ga.	CFA'12
38	Jimmy Wilson	S	5-11	205	7-30-86	6	Montana	San Diego, Calif.	FA'16
39	Tra Carson	HB	5-11	231	10-24-92	R	Texas A&M	Texarkana, Texas	CFA'16
40	Andrew Bonnet	FB	6-3	254	12-27-92	R	North Dakota State	Council Bluffs, Iowa	FA'16
41	Floyd Raven	S	6-0	210	12-31-92	1	Texas A&M	Kenner, La.	FA'16
42	Clayton Fejedelem	S	6-0	205	6-2-93	R	Illinois	Lemont, Ill.	D7'16
43	George Iloka	S	6-4	225	3-31-90	5	Boise State	Houston, Texas	D5c'12
44	Jeff Luc	FB	6-1	260	2-14-92	1	Cincinnati	Port St. Lucie, Fla.	FA'16
45	Darien Harris	LB	6-0	230	3-31-93	R	Michigan State	Silver Spring, Md.	CFA'16
46	Clark Harris	LS	6-5	250	7-10-84	8	Rutgers	Manahawkin, N.J.	FA'09
47	P.J. Dawson	LB	6-0	245	1-13-93	2	Texas Christian	Dallas, Texas	D3b'15
48	John Peters	TE	6-8	261	4-29-92	1	Mount St. Joseph	West Chester, Ohio	FA'16
51	Jayson DiManche	LB	6-1	235	9-22-90	3	Southern Illinois	Hamilton, N.J.	FA'15
52	Trevor Roach	LB	6-2	247	3-6-92	1	Nebraska	Elkhorn, Neb.	CFA'15
53	Marquis Flowers	LB	6-3	245	2-16-92	3	Arizona	Phoenix, Ariz.	D6'14
55	Vontaze Burfict	LB	6-1	255	9-24-90	5	Arizona State	Corona, Calif.	CFA'12
56	Karlos Dansby	LB	6-3	251	11-3-81	13	Auburn	Birmingham, Ala.	FA'16
57	Vincent Rey	LB	6-0	250	9-6-87	6	Duke	Far Rockaway, N.Y.	CFA'10
58	Rey Mauluga	LB	6-2	258	1-20-87	8	Southern California	Eureka, Calif.	D2'09
59	Nick Vigil	LB	6-2	239	8-20-93	R	Utah State	Plain City, Utah	D3'16
60	T.J. Johnson	C	6-4	300	7-17-90	3	South Carolina	Aynor, S.C.	D7b'13
61	Russell Bodine	C	6-3	308	6-30-92	3	North Carolina	Scottsville, Va.	D4'14
62	Alex Redmond	G/C	6-5	310	1-18-95	R	UCLA	Cerritos, Calif.	CFA'16
63	Christian Westerman	G	6-3	300	2-23-93	R	Arizona State	Chandler, Ariz.	D5'16
64	Alex Cooper	G/C	6-4	310	12-18-91	R	Houston	Bellaire, Texas	CFA'16
65	Clint Boling	G	6-5	305	5-9-89	6	Georgia	Alpharetta, Ga.	D4'11
66	Trey Hopkins	G	6-3	310	7-6-92	2	Texas	Houston, Texas	CFA'14
67	Trip Thurman	G/C	6-5	315	10-20-92	R	Florida	Dover, Del.	CFA'16
68	Kevin Zeiter	G	6-4	320	3-8-90	5	Wisconsin	Waukesha, Wis.	D1b'12
69	DeShawn Williams	DT	6-1	295	12-29-92	1	Clemson	Central, S.C.	CFA'15
70	Cedric Ogbuehi	OT	6-5	310	4-25-92	2	Texas A&M	Allen, Texas	D1'15
71	David Dean	DT	6-1	302	2-16-93	R	Virginia	Virginia Beach, Va.	CFA'16
72	Aaron Epps	OT	6-6	305	11-16-92	R	Louisville	Tucker, Ga.	CFA'16
73	Eric Winston	G	6-7	310	11-17-83	10	Miami (Fla.)	Midland, Texas	FA'14
74	Jake Fisher	OT	6-6	305	4-23-93	2	Oregon	Traverse City, Mich.	D2'15
75	Andrew Billings	DT	6-1	325	3-6-95	R	Baylor	Waco, Texas	D4'16
76	Ryan Brown	DE	6-6	276	6-10-94	R	Mississippi State	New Orleans, La.	CFA'16
77	Andrew Whitworth	OT	6-7	330	12-12-81	11	Louisiana State	West Monroe, La.	D2'06
79	John Weidenaar	OT	6-7	300	9-15-92	R	Montana State	Manhattan, Mont.	CFA'16
80	Michael Bennett	WR	6-2	208	12-19-91	1	Georgia	Alpharetta, Ga.	FA'16
81	Tyler Kroft	TE	6-6	250	10-15-92	2	Rutgers	Downingtown, Pa.	D3a'15
82	Antwane Grant	WR	6-0	203	8-14-92	R	Western Kentucky	Wilmington, Del.	CFA'16
83	Tyler Boyd	WR	6-2	197	11-15-94	R	Pittsburgh	Clairton, Pa.	D2'16
84	Jake Kumerow	WR	6-4	206	2-17-92	1	Wisconsin-Whitewater	Bartlett, Ill.	CFA'15
85	Tyler Eifert	TE	6-6	255	9-8-90	4	Notre Dame	Fort Wayne, Ind.	D1'13
86	James Wright	WR	6-1	201	12-31-91	3	Louisiana State	Buras, La.	D7a'14
87	C.J. Uzomah	TE	6-6	265	1-14-93	2	Auburn	Suwanee, Ga.	D5'15
88	Matt Lengel	TE	6-7	266	12-27-90	1	Eastern Kentucky	Mechanicsburg, Pa.	CFA'15
89	Ryan Hewitt	H-B	6-4	255	1-24-91	3	Stanford	Denver, Colo.	CFA'14
90	Michael Johnson	DE	6-7	272	2-7-87	8	Georgia Tech	Selma, Ala.	FA'15
91	Marcus Hardison	DT	6-3	310	2-14-92	2	Arizona State	Natchitoches, La.	D4b'15
92	Pat Sims	DT	6-2	330	11-29-85	9	Auburn	Fort Lauderdale, Fla.	UFA(Oak.)'15
93	Will Clarke	DE	6-6	280	5-4-91	3	West Virginia	Pittsburgh, Pa.	D3'14
94	Domata Peko	DE	6-3	325	11-27-84	11	Michigan State	Pago Pago (American Samoa)	D4'06
95	Jack Gangwish	DE	6-3	272	1-6-93	R	Nebraska	Wood River, Neb.	CFA'16
96	Carlos Dunlap	DE	6-6	280	2-28-89	7	Florida	North Charleston, S.C.	D2'10
97	Geno Atkins	DT	6-1	300	3-28-88	7	Georgia	Pembroke Pines, Fla.	D4a'10
98	Brandon Thompson	DT	6-2	310	10-19-89	5	Clemson	Thomasville, Ga.	D3b'12
99	Margus Hunt	DE	6-8	295	7-14-87	4	Southern Methodist	Karksi-Nuia (Estonia)	D2b'13

## RESERVE/INJURED (date assigned; injury)

7	Jonathan Brown (5-25-16; foot)	K	5-10	197	12-7-92	R	Louisville	Clinton, Miss.	CFA'16
---	--------------------------------	---	------	-----	---------	---	------------	----------------	--------

**COACHING STAFF:** Head coach: Marvin Lewis. Assistants: Paul Alexander (assistant head coach/offensive line), Jacob Burney (defensive line), Kyle Caskey (running backs), Brayden Coombs (assistant special teams/defensive quality control), Robert Couch (offensive quality control/offensive line), Kevin Coyle (secondary), Jeff Friday (assistant strength and conditioning), Paul Guenther (defensive coordinator), Jim Haslett (linebackers), Jonathan Hayes (tight ends), Bill Lazor (quarterbacks), Marcus Lewis (defensive quality control/defensive line), David Lippincott (assistant linebackers/quality control), Robert Livingston (secondary), Chip Morton (strength and conditioning), Dan Pitcher (offensive assistant/wide receivers), Darrin Simmons (special teams coordinator), James Urban (wide receivers), Ken Zampese (offensive coordinator).

# PRONUNCIATION GUIDE

JULY 31, 2016

Geno Atkins.....	JEE-no	George Iloka.....	ie(rhymes with "tie")-LO-kuh
Giovani Bernard.....	jee-o-VAHN-ee	Dre Kirkpatrick.....	DRAY
Russell Bodine.....	BO-dine	Jake Kumerow.....	KOO-mer-o
Andrew Bonnet.....	BAHN-ett	Bill Lazor (quarterbacks coach).....	(pronounced as "laser")
Chykie Brown.....	CHAH-kee	Matt Lengel.....	LENG-guhl (hard "g" on second syllable)
Vontaze Burfict.....	VONN-tez BER-fict (rhymes with "perfect")	Joe Licata.....	lih-KAH-tuh
Tra Carson.....	(pronounced as "tray")	Jeff Luc.....	(pronounced as "Luke")
Darqueze Dennard.....	dar-KWEZ deh-NARD	Rey Mauualuga.....	RAY mow(rhymes with "now")-uh-LOO-guh
Jayson DiManche.....	dih-MAHNCH	Cedric Ogbuehi.....	o-BWAY-hee
Tyler Eifert.....	IE(rhymes with "tie")-fert	Domata Peko.....	DOE-mah-tah PECK-o
Clayton Fejedelem.....	FEDGE-uh-lemm (the "d" is silent)	Vincent Rey.....	RAY
Marquis Flowers.....	mar-KEECE(rhymes with "peace")	Rashaun Simonise.....	ruh-SHAWN SIE(rhymes with "tie")-monn-ize
Antwane Grant.....	ann-TWAYN	Derron Smith.....	duh-RONN
Paul Guenther (defensive coordinator).....	GUN-thur	C.J. Uzomah.....	yew-ZAH-mah
Jim Haslett (linebackers coach).....	HAZ-lett	John Weidenaar.....	WIDE-nar
Ryan Hewitt.....	HUE-it	Ken Zampese (offensive coordinator).....	zam-PEE-zee
Margus Hunt.....	MAR-guss	Kevin Zeitler.....	ZITE-ler

# PLAYER BIOGRAPHIES

(The Bengals' 2014-15 defensive statistics in the following biographies are press box statistics produced at the games. The Bengals' defensive statistics noted in seasons prior to 2014 were compiled by coaches while reviewing game film, and thus may differ from the press box statistics on record for those years.)



## ALFORD, MARIO

WR #15

Height: 5-9  
Weight: 183  
College: West Virginia  
Experience: 2nd-year player in 2016

2015 games-starts: 1-0  
Career games-starts: 1-0  
Born: 2-25-92  
Hometown: Greenville, Ga.  
Acquired: D7'15

*Was inactive for all but one regular-season game as a rookie in 2015 ... Hopes to bring game-changing speed to Bengals' receiving corps and special teams in bigger way in '16 ... Made NFL debut Dec. 6 at Cleveland ... Has been clocked as low as 4.27 seconds in 40-yard dash ... Was standout WR and special teams player at West Virginia after playing two years at RB at Georgia Military College ... Led Big 12 in receiving TDs (11) as senior.*

Career transactions: Selected by Cincinnati in seventh round of 2015 NFL Draft (238th overall) ... Signed with Bengals on 5-10-15.

2015 recap: Made NFL debut in Game 12, Dec. 6 at Cleveland, and had one catch (from AJ McCarron) for 15 yards ... Inactive for Games 1-11 and 13-16, as well as for the Wild Card playoff ... Played in all four preseason games, with three receptions for 39 yards, three rushes for 29 yards, four KORs (21.5 average) and five punt returns (11.8 average).

College: Was a standout WR and special teams player for two years (2013-14) at West Virginia (played in 25 games with 18 starts) after playing 2011-12 at RB for Georgia Military College ... Led Big 12 in receiving TDs (11) as a senior and earned SI.com Honorable Mention All-American ... Despite playing only two seasons with the Mountaineers, finished tied for 13th on WVU's career list in TD receptions (13) ... His 65 receptions as a senior ranks fifth on WVU single-season chart ... Ranked ninth nationally in 2014 in KOR average (28.6) ... Led Georgia Military College in rushing as sophomore with 541 yards on 52 carries (six TDs).

Personal: Hometown is Greenville, Ga. ... Attended Greenville High School, where he earned all-state honorable mention as a quarterback ... Also starred on the school's track team, winning 100-meter state championship with a time of 10.77 seconds ... Majored in multidisciplinary studies at West Virginia.


### MARIO ALFORD'S STATISTICS

YEAR	TEAM	G-S	RECEIVING					RUSHING					SCORING					
			NO	YDS	AVG	LG	TD	ATT	YDS	AVG	LG	TD	TD	TD-R	TD-P	TD-Rt	2-PIC	PTS
2015	Cincinnati	1-0	1	15	15.0	15	0	—	—	—	—	—	—	—	—	—	—	—
CAREER		1-0	1	15	15.0	15	0	—	—	—	—	—	—	—	—	—	—	—

### POSTSEASON

YEAR	TEAM	G-S	RECEIVING					RUSHING					SCORING					
			NO	YDS	AVG	LG	TD	ATT	YDS	AVG	LG	TD	TD	TD-R	TD-P	TD-Rt	2-PIC	PTS
2015	Cincinnati	0-0	INACTIVE					INACTIVE					INACTIVE					
CAREER		0-0	0	0	—	—	0	—	—	—	—	—	—	—	—	—	—	—





## ATKINS, GENO

DT #97

**Height:** 6-1  
**Weight:** 300  
**College:** Georgia  
**Experience:** 7th-year player in 2016

**2015 games-starts:** 16-16  
**Career games-starts:** 89-73  
**Born:** 3-28-88  
**Hometown:** Pembroke Pines, Fla.  
**Acquired:** D4a'10

*Atkins played sixth Bengals season in 2015 and was named first-team Associated Press All-Pro for second time, while earning fourth Pro Bowl berth ... No other Bengals DL has had more Pro Bowl selections, and Atkins is second behind CB Lemar Parrish (six) for most selections for any Bengals defensive player ... In '15, Atkins proved to be fully back from effects of 2013 knee injury ... His 11 sacks ranked tied for first in NFL among interior linemen, and he was first among Bengals in total tackles-for-loss (17) and second in QB hits (19) ... First-team choice on AP All-Pro team for 2012 season and first-team Sports Illustrated All-Pro for '13 ... In '12, he logged 12.5 sacks, leading all NFL interior linemen ... In 2011, his 7.5 sacks tied for NFL lead among interior linemen.*

**Career transactions:** Selected by Cincinnati in fourth round of 2010 NFL Draft (120th overall) ... Signed with Bengals on 7-17-10 ... Signed contract extension with Bengals on 9-2-13.

**Pro Bowl participation:** Selected to and played in four games ... Starter and team captain for victorious Team Irvin in 2016 season game at Honolulu, leading team's D-line in tackles (four, with two for losses) ... Started for victorious Team Irvin in 2014 season game at Glendale, Ariz. (no statistics) ... Voted as AFC starter for 2012 season game and had one tackle ... Two tackles (one for a loss) for AFC in 2011 season contest.

**2015 general:** Started in Games 1-16, with 11 sacks (second on team, tied for first among NFL interior linemen) ... Logged 42 total tackles, second on Bengals D-line ... Second on team in QB hits (19) ... Also had a forced fumble ... Also started in Wild Card playoff.

**2015 game-by-game:** On Sept. 13 at Oakland, forced a fumble by QB Matt McGloin that teammate Michael Johnson recovered at Raiders 17 in third quarter, setting up Bengals FG ... On Sept. 20 vs San Diego, logged a pair of shared sacks ... On Oct. 4 vs. Kansas City, logged three tackles, including a 10-yard sack of Alex Smith and a TFL on a rushing play ... On Oct. 11 vs. Seattle, sacked Russell Wilson at the scrimmage line on third down in fourth quarter, forcing a punt, and Bengals then drove for tying FG that sent game into overtime ... His two tackles Nov. 1 at Pittsburgh included one for a loss on a running play and an eight-yard sack of Ben Roethlisberger on the Steelers' final possession ... On Nov. 5 vs. Cleveland, logged four tackles, including one for loss on a running play, and an eight-yard sack of Johnny Manziel in fourth quarter ... On Nov. 22 at Arizona, logged four tackles, including a 10-yard sack of Carson Palmer ... Season-high two sacks Dec. 20 at San Francisco, both against Blaine Gabbert, for losses of six and seven yards, and also had a four-yard tackle-for-loss against RB Shaun Draughn ... Had 10-yard sack of Ryan Mallett in the first quarter Jan. 3 vs. Baltimore ... His three tackles in Wild Card playoff Jan. 9 vs. Pittsburgh included a five-yard sack of Ben Roethlisberger.

**Previous seasons:** **2010**—Fourth-round draftee played his way into regular D-line rotation early in training camp ... Went on to play in every game,

with one start, and led team in coaches' compilation of QB pressures (19) ... Had 20 tackles, and was second on team in sacks (three) ... Had first career solo sack on Dec. 19 vs. Cleveland, dropping Colt McCoy for one-yard loss ... Three QB pressures in first pro start, Dec. 12 at Pittsburgh. **2011**—Played in every game, with 15 starts, and started Wild Card playoff at Houston ... His 7.5 sacks tied DT Tommy Kelly of Oakland for NFL lead among interior linemen ... First interior lineman to lead Bengals in sacks since 1996 (Dan Wilkinson with 6.5) ... His 68 tackles ranked second on line ... Second on team in QB pressures (22) ... Tied for team lead in combined fumbles forced/recovered (four) ... On Oct. 9 at Jacksonville, scored his first TD at any level of football after recovering a fumble from QB Blaine Gabbert on Jacksonville's final play and returning 10 yards for the score ... Had five tackles with a sack in the team's Wild Card playoff on 1-7-12 at Houston. **2012**—Started all 16 games and Wild Card playoff at Houston, and his team-leading 12.5 sacks in regular season were 4.5 ahead of next-best NFL interior lineman (Detroit's Ndamukong Suh at eight) ... Set Bengals record for sacks by an interior lineman, easily topping Dan Wilkinson's eight from 1996 ... Tied for team lead in forced fumbles (four) ... Also led Bengals in tackles-for-loss (15) and QB pressures (35) ... Named as AFC Defensive Player of the Week for his performance in Cincinnati's playoff-clinching win Dec. 23 at Pittsburgh, sacking Ben Roethlisberger twice for 17 yards, forcing a fumble and leading line in tackles (eight). **2013**—Started at DT in Games 1-9 ... Suffered knee injury (ACL tear) in second quarter of Game 9, Oct. 31 at Miami; and placed Nov. 4 on Reserve/Injured list ... His six sacks led the team through the point of his knee injury ... Credited by coaches with 16 QB pressures (second on team through Game 9) ... Recorded 11-yard sack of Ben Roethlisberger on Sept. 16 vs. Pittsburgh ... Had eight-yard sack of Tom Brady on second play of game Oct. 6 vs. New England ... His two tackles Oct. 31 at Miami included eight-yard sack of Ryan Tannehill. **2014**—Named to his third Pro Bowl, as injury replacement for Detroit DT Ndamukong Suh ... Totaled 34 tackles, three sacks (second on team), eight tackles for-loss (second) and seven QB hits (third) ... Had four tackles (two for-loss) Oct. 26 vs. Baltimore, including an eight-yard sack of Joe Flacco, and also forced a fumble by RB Justin Forsett (Ravens recovered) ... On Nov. 23 at Houston, tackled RB Alfred Blue in the end zone for a safety in second quarter, giving Bengals 9-0 lead ... On Dec. 14 at Cleveland, had 10-yard sack of Johnny Manziel to force a punt.

**College:** Played four seasons (2006-09) at Georgia ... Named team's defensive MVP as a senior ... Played in team's last 45 games of his career ... Totaled 50 games and 23 starts ... Helped Bulldogs post 38-14 record, including 4-0 in bowl games ... Totaled 120 tackles, with 11 sacks.

**Personal:** Hometown is Pembroke Pines, Fla. ... Attended St. Thomas Aquinas High School, where he was named Florida Class 5-A Defensive Player of the Year as a senior ... His father, Gene Atkins, had a 10-year NFL career at S with New Orleans and Miami ... Was a housing major at Georgia ... Enjoys traveling, playing pool and movies ... First name is pronounced "JEE-no."

### GENO ATKINS' STATISTICS

			DEFENSE							INTERCEPTIONS					SCORING				
YEAR	TEAM	G-S	ST	AT	TT	SKS-YDS	PD	FF	FR-YDS	NO	YDS	AVG	LG	TD	TD	TD-IntRt	TD-FRRt	S	PTS
2010	Cincinnati	16-1	12	8	20	3-11	1	0	0-0	—	—	—	—	—	0	0	0	0	0
2011	Cincinnati	16-15	41	27	68	7.5-37.5	2	2	2-19	—	—	—	—	—	1	0	1	0	6
2012	Cincinnati	16-16	51	17	68	12.5-90	2	4	0-0	—	—	—	—	—	0	0	0	0	0
2013	Cincinnati	9-9	15	14	29	6-52.5	0	0	0-0	—	—	—	—	—	0	0	0	0	0
2014	Cincinnati	16-16	20	14	34	3-23.5	1	1	0-0	—	—	—	—	—	0	0	0	1	2
2015	Cincinnati	16-16	31	11	42	11-86	0	1	0-0	—	—	—	—	—	0	0	0	0	0
CAREER		89-73	170	91	261	43-300.5	6	8	2-19	—	—	—	—	—	1	0	1	1	8


## POSTSEASON

YEAR	TEAM	G-S	DEFENSE							INTERCEPTIONS						SCORING				
			ST	AT	TT	SKS-YDS	PD	FF	FR-YDS	NO	YDS	AVG	LG	TD		TD	TD-IntRt	TD-FRRt	S	PTS
2011	Cincinnati	1-1	4	1	5	1-0	0	0	0-0	—	—	—	—	—		—	—	—	—	—
2012	Cincinnati	1-1	0	2	2	0-0	0	0	0-0	—	—	—	—	—		—	—	—	—	—
2013	Cincinnati	0-0	DID NOT PLAY*							DID NOT PLAY*						DID NOT PLAY*				
2014	Cincinnati	1-1	2	1	3	0.5-4	0	0	0-0	—	—	—	—	—		—	—	—	—	—
2015	Cincinnati	1-1	3	0	3	1-5	0	0	0-0	—	—	—	—	—		—	—	—	—	—
CAREER		4-4	9	4	13	2.5-9	0	0	0-0	—	—	—	—	—		—	—	—	—	—

\* NOTE: Atkins was on the Reserve/Injured list for one postseason with Cincinnati in 2013.

## 2015 REGULAR-SEASON GAME-BY-GAME

DATE	OPPONENT	DEFENSE									INTERCEPTIONS					
		ST	AT	TT	SKS-YDS	INT-YDS	PD	FF	FR-YDS		NO	YDS	AVG	LG	TD	
9-13	at Oakland	2	0	2	1-14	0-0	0	1	0-0		—	—	—	—	—	—
9-20	SAN DIEGO	0	3	3	1-5	0-0	0	0	0-0		—	—	—	—	—	—
9-27	at Baltimore	2	2	4	0-0	0-0	0	0	0-0		—	—	—	—	—	—
10-4	KANSAS CITY	2	1	3	1-10	0-0	0	0	0-0		—	—	—	—	—	—
10-11	SEATTLE	2	2	4	1-0	0-0	0	0	0-0		—	—	—	—	—	—
10-18	at Buffalo	2	0	2	0-0	0-0	0	0	0-0		—	—	—	—	—	—
10-25	— BYE —															
11-1	at Pittsburgh	2	0	2	1-8	0-0	0	0	0-0		—	—	—	—	—	—
11-5	CLEVELAND	3	1	4	1-8	0-0	0	0	0-0		—	—	—	—	—	—
11-16	HOUSTON	1	2	3	0-0	0-0	0	0	0-0		—	—	—	—	—	—
11-22	at Arizona	4	0	4	1-10	0-0	0	0	0-0		—	—	—	—	—	—
11-29	ST. LOUIS	3	0	3	1-8	0-0	0	0	0-0		—	—	—	—	—	—
12-6	at Cleveland	0	0	0	0-0	0-0	0	0	0-0		—	—	—	—	—	—
12-13	PITTSBURGH	1	0	1	0-0	0-0	0	0	0-0		—	—	—	—	—	—
12-20	at San Francisco	4	0	4	2-13	0-0	0	0	0-0		—	—	—	—	—	—
12-28	at Denver	0	0	0	0-0	0-0	0	0	0-0		—	—	—	—	—	—
1-3	BALTIMORE	3	0	3	1-10	0-0	0	0	0-0		—	—	—	—	—	—
TOTALS		31	11	42	11-86	0-0	0	1	0-0		—	—	—	—	—	—



## BENNETT, MICHAEL

WR #80

Height: 6-2  
Weight: 208  
College: Georgia  
Experience: 1st-year player in 2016

2015 games-starts: 0-0  
Career games-starts: 0-0  
Born: 12-19-91  
Hometown: Alpharetta, Ga.  
Acquired: FA'16

*Rookie from University of Georgia was with Bengals in 2015 preseason and was signed to practice squad prior to Game 14 ... His first NFL season got off to a delayed start due to a major knee injury (ACL tear) suffered in his final college game on 12-30-14.*

**Career transactions:** Signed with Cincinnati as college free agent on 8-19-15 ... Waived by Bengals on 9-5-15 ... Signed to Bengals practice squad on 12-16-15 ... Signed to Bengals roster on 1-11-16.

**2015 recap:** On Bengals practice squad for Games 14-16 and Wild Card playoff ... Started late in training camp due to knee rehab, not signing NFL contract until Aug. 19 with Bengals ... Played in preseason games 2-4, with three receptions for 24 yards ... Signed after the season to Bengals 2016 roster.

**College:** Played four seasons (2011-14) at Georgia, with a redshirt year in 2010 ... Saw action in 43 games, with 27 starts, logging 134 receptions for 1607 yards (12.0-yard average) and 17 TDs ... Led team with 37 receptions as a senior, for 404 yards with four TDs ... Posted career-bests in receptions (41) and

yards (538) as a junior, with four TDs ... Career-best 110-yard game as a sophomore vs. Florida Atlantic, and had career-best five TDs as a freshman.

**Personal:** Hometown is Alpharetta, Ga. ... Attended Alpharetta High School, where as a senior he had 1084 rushing yards and 645 on receptions ... Played four seasons (2011-14) at Georgia, with a redshirt year in 2010 ... Saw action in 43 games, with 27 starts, logging 134 receptions for 1607 yards (12.0 average) and 17 TDs ... Led team with 37 receptions as a senior, for 404 yards with four TDs ... Posted career-bests in receptions (41) and yards (538) as a junior, with four TDs ... Career-best 110-yard game as a sophomore vs. Florida Atlantic, and had career-best five TDs as a freshman ... Was five-time SEC Academic Honor Roll selection, and was named four times to school's Athletic Director's honor roll, and earned degree om Sport management ... Married (wife Audrey) ... Favorite hobby is duck hunting.

*NOTE ABOUT NFL EXPERIENCE: Bennett did not earn an accrued year of experience toward NFL free agency in 2015 because he was not on a 53-player roster, a Reserve/Injured list or a Reserve/Physically Unable to Perform list for the required minimum of six games.*

### MICHAEL BENNETT'S STATISTICS


YEAR	TEAM	G-S	RECEIVING					RUSHING					SCORING					
			NO	YDS	AVG	LG	TD	ATT	YDS	AVG	LG	TD	TD	TD-R	TD-P	TD-Rt	2-PtC	PTS
2015	Cincinnati	0-0	DID NOT PLAY*					DID NOT PLAY*					DID NOT PLAY*					
CAREER		0-0	0	0	—	—	0	—	—	—	—	—	—	—	—	—	—	—

### POSTSEASON

YEAR	TEAM	G-S	RECEIVING					RUSHING					SCORING					
			NO	YDS	AVG	LG	TD	ATT	YDS	AVG	LG	TD	TD	TD-R	TD-P	TD-Rt	2-PtC	PTS
2015	Cincinnati	0-0	DID NOT PLAY*					DID NOT PLAY*					DID NOT PLAY*					
CAREER		0-0	0	0	—	—	0	—	—	—	—	—	—	—	—	—	—	—

\* NOTE: Bennett was on the practice squad for three regular-season games and one postseason game with Cincinnati in 2015.





# BERNARD, GIOVANI

HB #25

**Height:** 5-9  
**Weight:** 205  
**College:** North Carolina  
**Experience:** 4th-year player in 2016

**2015 games-starts:** 16-1  
**Career games-starts:** 45-10  
**Born:** 11-22-91  
**Hometown:** Boca Raton, Fla.  
**Acquired:** D2a'13

*Bernard has been a high-impact addition to offense since 2013 debut ... Second on team in rushing yards (730) in '15 and second in yards from scrimmage (1202) ... Averaged 5.9 yards per touch and 4.7 yards per rush ... Ranked only 23rd in NFL in total rushing yards, but per-carry average was fourth among top 23 in total yards, and 154 carries were second-fewest among top 23 ... Set team record for receiving yards in a game by a RB (128) in Game 10 at Arizona ... Averaged 1119 yards from scrimmage for first two seasons ... Contributed 1029 scrimmage yards in '14 despite missing three games with hip and clavicle injuries ... His 89-yard TD run vs. Carolina in '14 stands as second-longest rush in team history ... Has demonstrated ability to create highlight-reel plays in open field ... His 56 catches in '13 stand as the franchise record for RBs.*

**Career transactions:** Selected by Cincinnati in second round of 2013 NFL Draft (37th overall) ... Signed with Bengals on 5-23-13 ... Signed contract extension with Bengals on 6-8-16.

**2015 highlights:** Played in Games 1-16, with one start, and also played in Wild Card playoff ... Finished regular season 154-for-730 rushing (4.7 average), with two TDs, and also had 49 receptions for 472 yards (9.6) ... Key performer in win Sept. 20 vs San Diego, rushing 20-for-123 (6.2) and adding three receptions for 16 yards ... On Sept. 27 at Baltimore, his 23-yard run through traffic with a dump-off pass helped key winning TD drive ... On Oct. 4 vs. Kansas City, led team in rushing yards (62) for third straight week and scored his first TD of the year on 13-yard run in first quarter ... On Oct. 11 vs. Seattle, led team in rushing (15-80) and yards from scrimmage (101), including a 13-yard run that put Cincinnati in range for the winning FG in overtime ... On Oct. 18 at Buffalo, averaged 6.3 yards per rush (eight-for-50), including a 17-yard TD that put Bengals ahead 14-7 in second quarter ... On Nov. 5 vs. Cleveland, averaged 5.5 yards per rush (13-for-72), also caught one pass for 14 yards ... On Nov. 16 vs. Houston, led team in yards from scrimmage (79), including eight-for-36 rushing and five-for-43 receiving ... His 128 receiving yards Nov. 22 at Arizona set team record for a RB in a game, surpassing 119 by Brandon Bennett in 1998 at Pittsburgh ... Averaged 6.0 yards per rush (six-for-36) and had one catch for 12 yards on Jan. 3 win vs. Baltimore ... Rushed six-for-28 (4.7) and had two catches for two yards in Wild Card playoff on 1-9-16 vs. Pittsburgh.

**Previous seasons:** 2013—Rookie's 1209 yards from scrimmage ranked second on team, behind WR A.J. Green, and his total was second-most in Bengals history by a rookie, behind only 1388 by HB Corey Dillon in 1997 ... Rushed for 4.1-yard average (170-695), and his 56 receptions (second on team) set a Bengals record for a RB, breaking James Brooks' record of 55 in 1985 ... His 514 receiving yards were third-most for any Bengals RB ... Scored eight TDs (five rushing, three receiving) ... Led team in offensive touches (226), and selected to All-Rookie team by Pro Football Weekly/Pro Football Writers Association ... On Sept. 16 vs. Pittsburgh, became first Bengals rookie to score rushing and receiving TD in same game since FB Craig Taylor in 1989 ... Led team in yards from scrimmage (69) for third consecutive week Oct. 6 vs. New England ... Had 100 scrimmage yards (72 receiving and 28 rushing) Oct. 13 at

Buffalo, scoring 20-yard TD on shovel pass in second quarter and adding key 23-yard receiving gain in OT ... On Oct. 20 at Detroit, had key eight-yard reception as time was ticking down to set up game-winning FG ... On Oct. 31 at Miami, scored two TDs, including 35-yard highlight reel effort on which he appeared to be stopped for a loss but reversed field and slipped multiple tackles en route to end zone ... On Dec. 8 vs. Indianapolis, rushed for team season-high 99 yards on 12 carries (8.3) and caught four-for-49, leading team in scrimmage yards with personal season-high of 148 ... His two-for-47 receiving Dec. 22 vs. Minnesota included another highlight-reel effort — 41 yards on a screen pass to Vikings' seven ... Logged 118 scrimmage yards in Wild Card playoff on 1-5-14 vs. San Diego (12-45 rushing and 7-73 receiving). 2014—Contributed 1029 scrimmage yards despite missing Games 8-10 due to hip and clavicle injuries ... Ranked third in scrimmage yards and second in TDs (seven) ... Tallied career-best 169 yards from scrimmage (team high for the season) Sept. 14 vs. Atlanta, rushing 27-for-90, with a four-yard TD, and catching a team-high five-for-79 ... Two one-yard TD runs Sept. 21 vs. Tennessee ... On Oct. 12 vs. Carolina, had 18 rushes for a career-high 137 yards (7.6), with an 89-yard TD, second-longest rush in Bengals history ... Logged 103 scrimmage yards Dec. 14 at Cleveland, rushing 15-for-79 (5.3), and caught three-for-24, including key 14-yard reception to Browns five on a third-down play on opening TD drive ... Rushed eight-for-36 (4.5) and caught five-for-45 with a TD in Dec. 22 vs. Denver, his TD coming on a 22-yard catch-and-run to extend the Bengals lead to 27-14 in third quarter ... Led team in scrimmage yards (52) in Wild Card playoff at Indianapolis.

**College:** Played two seasons (2011-12) at North Carolina, after taking a redshirt year in '10 due to knee injury ... Scored 31 TDs over his two campaigns and set school record for yards-per-rush (5.9) ... Rushed for 2481 yards and added 852 more as a receiver (92 catches) ... First UNC player since Natrone Means in 1990-91 to produce back-to-back 1000-yard rushing seasons (1253 and 1228) ... Consistent performer who averaged 107.9 rushing yards and 144.9 yards from scrimmage per game ... Scored 19 TDs in his 10 games in 2012, including two on punt returns, and finished second in voting for ACC Player of the Year ... In 2011, joined Amos Lawrence (1977) as only freshman tailbacks in UNC history to earn first-team All-ACC.

**Personal:** Hometown is Boca Raton, Fla. ... Attended St. Thomas Aquinas High School in Fort Lauderdale, Fla., where he was rated the No. 2 RB in Florida by the Orlando Sun-Sentinel, helping guide Raiders to consecutive Class 5A state titles as a sophomore and junior, followed by a 13-1 season as a senior ... Exercise and Sport Science major at North Carolina ... Older brother, Yvenson, was an All Pac-10 tailback at Oregon State and played in CFL ... Son of Haitian immigrants who established a dry cleaning business in Boca Raton ... Has made trips to Haiti during offseasons for community work activities ... In 2011, when he made successful comeback from serious 2010 knee injury (ACL tear), he won Atlantic Coast Conference's Brian Piccolo Award, for player displaying most courage ... Has established the RunGio foundation to aid youth in need ... Hobbies include watching Netflix ... First name is pronounced "jee-o-VAHN-ee."

## GIOVANI BERNARD'S STATISTICS

YEAR	TEAM	G-S	RUSHING					RECEIVING					SCORING					
			ATT	YDS	AVG	LG	TD	NO	YDS	AVG	LG	TD	TD	TD-R	TD-P	TD-RT	2-PIC	PTS
2013	Cincinnati	16-0	170	695	4.1	35t	5	56	514	9.2	41	3	8	5	3	0	0	48
2014	Cincinnati	13-9	168	680	4.0	89t	5	43	349	8.1	46	2	7	5	2	0	0	42
2015	Cincinnati	16-1	154	730	4.7	28	2	49	472	9.6	45	0	2	2	0	0	0	12
CAREER		45-10	492	2105	4.3	89t	12	148	1335	9.0	46	5	17	12	5	0	0	102

YEAR	TEAM	SPECIAL TEAMS								KICKOFF RETURNS						PUNT RETURNS					
		ST	AT	TT	FF	FR-YDS	BP	BFG	BXP	NO	YDS	AVG	FC	LG	TD	NO	YDS	AVG	FC	LG	TD
2015	Cincinnati	—	—	—	—	—	—	—	—	1	6	6.0	0	6	0	—	—	—	—	—	—
CAREER		—	—	—	—	—	—	—	—	1	6	6.0	0	6	0	—	—	—	—	—	—

**RUSHING SINGLE-GAME HIGHS:** ATTEMPTS—27 (9-14-14 vs. Atlanta). YARDS—137 (10-12-14 vs. Carolina). LONG—89t (10-12-14 vs. Carolina). TOUCHDOWNS—2 (two times; most recently on 9-21-14 vs. Tennessee).

**RECEIVING SINGLE-GAME HIGHS:** RECEPTIONS—8 (two times; most recently 11-22-15 at Arizona). YARDS—128 (11-22-15 at Arizona). LONG—46 (9-14-14 vs. Atlanta). TOUCHDOWNS—1 (five times; most recently on 12-28-14 at Pittsburgh).

POSTSEASON																		
YEAR	TEAM	G-S	RUSHING					RECEIVING					SCORING					
			ATT	YDS	AVG	LG	TD	NO	YDS	AVG	LG	TD	TD	TD-R	TD-P	TD-Rt	2-Ptc	PTS
2013	Cincinnati	1-0	12	45	3.8	12	0	7	73	10.4	17	0	—	—	—	—	—	—
2014	Cincinnati	1-0	3	6	2.0	6	0	8	46	5.8	13	0	—	—	—	—	—	—
2015	Cincinnati	1-0	6	28	4.7	14	0	2	2	1.0	4	0	—	—	—	—	—	—
CAREER		3-0	21	79	3.8	14	0	17	121	7.1	17	0	—	—	—	—	—	—

CAREER GAME-BY-GAME												
		RUSHING					RECEIVING					
DATE	OPPONENT	ATT	YDS	AVG	LG	TD	NO	YDS	AVG	LG	TD	
2013 / CINCINNATI												
9-8	at Chicago	4	22	5.5	7	0	1	8	8.0	8	0	
9-16	PITTSBURGH	8	38	4.8	8	1	1	27	27.0	27	1	
9-22	GREEN BAY	10	50	5.0	17	1	4	49	12.3	31	0	
9-29	at Cleveland	10	37	3.7	6	0	6	38	6.3	10	0	
10-6	NEW ENGLAND	13	62	4.8	28	0	2	7	3.5	6	0	
10-13	at Buffalo	15	28	1.9	7	0	6	72	12.0	23	1	
10-20	at Detroit	7	27	3.9	7	0	5	32	6.4	8	0	
10-27	N.Y. JETS	5	18	3.6	5	0	1	9	9.0	9	0	
10-31	at Miami	9	79	8.8	35	2	4	25	6.3	10	0	
11-10	at Baltimore	14	58	4.1	18	0	8	37	4.6	18	1	
11-17	CLEVELAND	10	45	4.5	13	0	4	41	10.3	25	0	
11-24	— BYE —											
12-1	at San Diego	14	57	4.1	19	0	1	9	9.0	9	0	
12-8	INDIANAPOLIS	12	99	8.3	20	0	4	49	12.3	22	0	
12-15	at Pittsburgh	13	33	2.5	7	1	2	13	6.5	8	0	
12-22	MINNESOTA	13	20	1.5	4	0	2	47	23.5	41	0	
12-29	BALTIMORE	13	22	1.7	7	0	5	51	10.2	27	0	
Postseason												
1-5	SAN DIEGO	12	45	3.8	12	0	7	73	10.4	17	0	
2014 / CINCINNATI												
9-7	at Baltimore	14	48	3.4	16	0	6	62	10.3	32	0	
9-14	ATLANTA	27	90	3.3	12	1	5	79	15.8	46	0	
9-21	TENNESSEE	14	47	3.4	12	2	1	7	7.0	7	0	
9-28	— BYE —											
10-5	at New England	13	62	4.8	13	0	2	10	5.0	7	0	
10-12	CAROLINA	18	137	7.6	89	1	4	20	5.0	11	0	
10-19	at Indianapolis	7	17	2.4	6	0	2	-1	-0.5	0	0	
10-26	BALTIMORE	16	45	2.8	8	1	2	2	1.0	2	0	
11-2	JACKSONVILLE			INACTIVE					INACTIVE			
11-6	CLEVELAND			INACTIVE					INACTIVE			
11-16	at New Orleans			INACTIVE					INACTIVE			
11-23	at Houston	17	45	2.6	19	0	2	22	11.0	13	0	
11-30	at Tampa Bay	10	49	4.9	15	0	1	4	4.0	4	0	
12-7	PITTSBURGH	6	17	2.8	4	0	3	19	6.3	7	0	
12-14	at Cleveland	15	79	5.3	14	0	3	24	8.0	14	0	
12-22	DENVER	8	36	4.5	23	0	5	45	9.0	22	1	
12-28	at Pittsburgh	3	8	2.7	7	0	7	56	8.0	17	1	
Postseason												
1-4	at Indianapolis	3	6	2.0	6	0	8	46	5.8	13	0	
2015 / CINCINNATI												
9-13	at Oakland	8	63	7.9	28	0	6	25	4.2	14	0	
9-20	SAN DIEGO	20	123	6.2	26	0	3	16	5.3	9	0	
9-27	at Baltimore	13	49	3.8	7	0	3	34	11.3	23	0	
10-4	KANSAS CITY	13	62	4.8	16	1	0	0	—	—	0	
10-11	SEATTLE	15	80	5.3	13	0	5	21	4.2	10	0	
10-18	at Buffalo	8	50	6.3	17	1	1	23	23.0	23	0	
10-25	— BYE —											
11-1	at Pittsburgh	1	12	12.0	12	0	2	22	11.0	23	0	
11-5	CLEVELAND	13	72	5.5	13	0	1	14	14.0	14	0	
11-16	HOUSTON	8	36	4.5	9	0	5	43	8.6	15	0	
11-22	at Arizona	6	18	3.0	10	0	8	128	16.0	41	0	
11-29	ST. LOUIS	10	16	1.6	3	0	2	51	25.5	45	0	
12-6	at Cleveland	5	26	5.2	9	0	1	9	9.0	9	0	
12-13	PITTSBURGH	6	40	6.7	18	0	3	27	9.0	11	0	
12-20	at San Francisco	14	33	2.4	6	0	4	18	4.5	14	0	
12-28	at Denver	8	14	1.8	5	0	4	29	7.3	9	0	
1-3	BALTIMORE	6	36	6.0	13	0	1	12	12.0	12	0	
Postseason												
1-9	PITTSBURGH	6	28	4.7	14	0	2	2	1.0	4	0	



## BILLINGS, ANDREW

DT #75

Height: 6-1  
Weight: 325  
College: Baylor  
Experience: Rookie in 2016

2015 games-starts: 0-0  
Career games-starts: 0-0  
Born: 3-6-95  
Hometown: Waco, Texas  
Acquired: D4'16

*Dubbed as "College Football's Strongest Player" by NFL.com, Billings rates among analysts as a potential steal for Bengals, arguably the best prospect in the nation not selected until Day 3 of NFL Draft ... Mainstay for a program that went 32-7 during his three seasons, he was an Associated Press first-team All-American in 2015 ... Also Co-Big 12 Defensive Player of the Year and conference Defensive Lineman of the Year ... Remarkably strong and compact, he set Texas prep weightlifting records with an 805-pound squat and a 2010-pound effort in combined squat, bench and dead lift ... Spent only three seasons in Baylor program (played as true freshman), and will be only 21 years old during his full rookie NFL season.*

**Career transactions:** Selected by Cincinnati in fourth round of 2016 NFL Draft (122nd overall) ... Signed with Bengals on 5-25-16.

**Head coach Marvin Lewis says:** "Why was he still there for us in Round 4? Maybe his height (6-1). I guess that's restrictive for some people. But we've done pretty well with guys who have certain characteristics that catch our eye. We really like everything about him. He can really use his strength. He will give us a big asset that way."

**College highlights:** Played three seasons (2013-15) at Baylor, playing 36 games, and 25 of his 27 starts came over his last two seasons ... Did not play a position conducive to high tackling numbers, but 30 of his career 106 stops were for losses. **2015**—Started 12 of 13 games, missing one due to injury, for 10-3 club that ended season with victory over North Carolina in Russell


Athletic Bowl ... Fifteen of his 40 tackles were for losses, and he had career-best 5.5 sacks ... Unanimous first-team All-Big 12 selection. **2014**—Started all 13 games for 11-2 team that won Big 12 championship ... Consensus first-team all-conference in his first year as a starter ... Of his 37 tackles, 11.5 were for losses ... Season-high eight tackles, with a seven-yard sack and a fumble recovery, vs. West Virginia. **2013**—Made debut as a true freshman for 11-2 team, playing in 11 games (two starts) ... Six tackles in his first start, a victory over Texas that clinched Big 12 championship and secured Baylor's first BCS bowl berth ... Career-best 10 tackles in Fiesta Bowl vs. Central Florida.

**Coach Jacob Burney says:** "We've drafted a powerful man, and he doesn't play in a phone booth. He can make plays tackle-to-tackle. He's young, and he has to learn what it's like to be a pro, and I do think he has that serious kind of mindset. You need that. That's what it takes down in there. There's responsibility in there. It's hot down in there, and you have to bang."

**High school:** Attended Waco (Texas) High School, where he earned Class 4A all-state honors as a senior ... Coaches credited with 266 "pancake" hits on opposing players over his final two seasons ... Following his senior season, was ranked the No. 12 defensive line prospect in the nation by Rivals.com and Scout.com.

**Personal:** Hometown is Waco, Texas ... Communications major at Baylor ... Father played college baseball and mother ran college track.





## BODINE, RUSSELL

C #61

**Height:** 6-3  
**Weight:** 308  
**College:** North Carolina  
**Experience:** 3rd-year player in 2016

**2015 games-starts:** 16-16  
**Career games-starts:** 32-32  
**Born:** 6-30-92  
**Hometown:** Scottsville, Va.  
**Acquired:** D4'14

*Bodine has started every game since rookie season of 2014 ... Contributed in 2015 to offense ranking seventh in NFL in scoring (419 points, 26.2 per game) ... Helped Bengals rank seventh in NFL in yards per play (5.7) and tied for seventh in fourth down efficiency (58.3 percent) ... Only the third player in Bengals history obtained by trading up in draft (Bengals went up 12 spots in Round 4 in '14) ... Among Bengals rookie offensive linemen not drafted in first round, he became in '14 the first since G Eric Steinbach in '03 to start entire season ... Has the size and strength to successfully battle top DTs.*

**Career transactions:** Selected by Cincinnati in fourth round of 2014 NFL Draft (111th overall) ... Signed with Bengals on 5-23-14.

**2015 highlights:** Starter at C in Games 1-16 and in Wild Card playoff ... On Sept. 13 at Oakland, aided pass protection that allowed no sacks and supported 396 yards net offense ... Supported a second straight sack-free game Sept. 20 vs. San Diego, with 175-yard rushing output ... Led pass protection that helped QB Andy Dalton pass for a career-high 383 yards on Sept. 27 at Baltimore ... On Oct. 4 vs. Kansas City, helped allow no sacks as Bengals posted first game in franchise history with more than 300 net passing yards (321) and four rushing TDs ... In 27-24 OT win Oct. 11 vs. Seattle, helped lead rally from 24-7 fourth-quarter deficit as Bengals became first team since Week 15 of 2010 to win after trailing by 17 or more in final period ... On Oct. 18 at Buffalo, helped allow no sacks as Andy Dalton posted 118.6 passer rating, with three TDs and no INTs ... On Nov 5 vs. Cleveland, helped Dalton post 139.8 passer rating, with three TDs and no INTs ... Contributed to 376 yards offense Nov. 29 vs. St. Louis, with no sacks allowed to Rams' highly rated pass rush ... Supported season-high Andy Dalton passer rating (146.8) on Dec. 6 at Cleveland, with only one sack allowed ... On Dec. 20 at San Francisco, supported 115.6 passer rating for AJ McCarron in QB's NFL starting debut ... Helped Bengals rush for 145 yards (5.4 per carry) in Jan. 3 win over Baltimore.

**2014:** Bengals selected Bodine with the No. 111 selection in draft, trading Nos. 123 and 199 to Seattle to move up 12 spots in the fourth round ... Started every game, including Wild Card playoff ... Helped Bengals rank third in the NFL in fewest sacks allowed (23), third in least sack yardage allowed (130) and sixth in rushing yards (134.2 per game) ... Part of protection that allowed no sacks through Games 1-3 for first time in franchise history ... Helped power the way for three one-yard TD runs in goal line situations on Oct. 26 vs. Baltimore, including game winning TD by Andy Dalton on fourth-and-one play late in the fourth quarter ... Helped lead the way to 191 rushing yards Nov. 2 vs. Jacksonville ...

On Nov. 16 at New Orleans, supported Dalton passer rating of 143.9 (career-best to that point), and helped pave way for 186 rushing yards ... Helped power offense to 244 rushing yards on Dec. 14 at Cleveland, highest rushing yardage total for Bengals since Nov. 28, 2004 vs. Cleveland (253 yards) ... Had key block on Jeremy Hill 16-yard TD run at Cleveland ... In playoff-clinching win Dec. 22 vs. Denver, supported protection which allowed no sacks, and helped power offense to 207 rushing yards, marking first time Bengals had rushed for 200 yards in consecutive games since Weeks 10-12 of 2003, when they did it in three consecutive games.

**College:** Played three seasons (2011-13) at North Carolina, with redshirt year in 2010 ... Entered NFL draft following his junior season ... Played 34 games with 27 starts ... Started at C his last two seasons after primarily playing guard as a freshman ... Credited by coaches with 23 TD-resulting blocks ... Started all 13 games at C in 2013 as a junior and earned All-Atlantic Coast conference honorable mention from league coaches ... A sophomore starter in 2012, helped Tar Heels to 8-4 season and school records for points (487) and points per game (40.8) ... The 2012 team ranked second in ACC in offense (5827), a 485.6-yard average per game.

**Personal:** Hometown is Scottsville, Va. ... Attended Fork Union (Va.) Military Academy, where he played G, C and DT ... Twice named all-state in the highest of the three private-school divisions ... Also lettered in track, and won indoor state shot put championship as a senior with a throw of 49 feet, 3.25 inches ... Majored at North Carolina in Communication Studies ... Last name is pronounced "BO-dine."

### RUSSELL BODINE'S STATISTICS


#### GAMES-STARTS

YEAR	TEAM	GAMES	STARTS
2014	Cincinnati.....	16	16
2015	Cincinnati.....	16	16
CAREER		32	32

#### POSTSEASON

#### GAMES-STARTS

YEAR	TEAM	GAMES	STARTS
2014	Cincinnati.....	1	1
2015	Cincinnati.....	1	1
CAREER		2	2



## BOLING, CLINT

G #65

**Height:** 6-5  
**Weight:** 305  
**College:** Georgia  
**Experience:** 6th-year player in 2016

**2015 games-starts:** 16-16  
**Career games-starts:** 65-63  
**Born:** 5-9-89  
**Hometown:** Alpharetta, Ga.  
**Acquired:** D4'11

*Versatile pro completed his fourth season as a Bengals starter in 2015 ... Contributed to offense ranking seventh in NFL in scoring (419 points, 26.2 per game) ... Helped Bengals rank seventh in NFL in yards per play (5.7) and tied for seventh in fourth down efficiency (58.3 percent) ... Moved from G spot to start two games at LOT in 2014, as an injury replacement ... Averted offensive turnovers in 2014 with pair of fumble recoveries, and added another FR in last season's Wild Card game.*

**Career transactions:** Selected by Cincinnati in fourth round of 2011 NFL Draft (101st overall) ... Signed with Bengals on 7-29-11 ... Re-signed with Bengals as unrestricted free agent on 3-11-15.

**2015 highlights:** Started at LG in Games 1-16 and in Wild Card playoff ... On Sept. 13 at Oakland, aided pass protection that allowed no sacks and supported 396 yards net offense ... Supported a second straight sack-free game Sept. 20 vs. San Diego, with 175-yard rushing output ... On Sept. 27 at Baltimore, aided season-best 458 net yards ... On Oct. 4 vs. Kansas City, helped allow no sacks as Bengals posted first game in franchise history with more than 300 net passing yards (321) and four rushing TDs ... In 27-24 OT win Oct. 11 vs. Seattle, helped lead rally from 24-7 fourth-quarter deficit as Bengals became first team since Week 15 of 2010 to win after trailing by 17 or more in final period ... On Oct. 18 at Buffalo, helped allow no sacks as Dalton posted 118.6 passer rating, with three TDs and no INTs ... On Nov 5 vs. Cleveland, helped Dalton post 139.8 passer rating, with three TDs and no INTs ... Contributed to 376 yards offense Nov. 29 vs. St. Louis, with no sacks allowed to Rams' highly rated pass rush ... Supported season-high Andy Dalton passer rating (146.8) on Dec. 6 at Cleveland, with only one sack allowed ... On Dec. 20 at San Francisco, supported 115.6 passer rating for AJ McCarron in QB's NFL starting debut ... Helped Bengals rush for 145 yards (5.4 per carry) in Jan. 3 win over Baltimore ... In Wild Card playoff on 1-9-16 vs. Pittsburgh, with the game still scoreless in second quarter, recovered an AJ McCarron fumble at Cincinnati 17.

**Previous seasons:** **2011**—Rookie started Games 1-3 at RG in place of suspended Bobbie Williams ... In reserve role for Games 4 and 16 ... Inactive for Games 5-13, and active-DNP for Games 14-15 and for Wild Card playoff at Houston ... In season opener Sept. 11 at Cleveland, aided Cedric Benson's 121-yard rushing effort. **2012**—Started at LG in all 16 games, and also started Wild Card playoff at Houston ... Helped HB BenJarvus Green-Ellis rank first in NFL in third-and-one rushing conversions, edging Houston's Arian Foster by one (14-13), and Green-Ellis had only 15 attempts to Foster's 19 ... Helped Green-Ellis rush for at least 100 yards four times in five-game stretch (Games 10-12 and 14), with 168.2 team average in that span ... Took over No. 1 LG spot early in preseason opener when anticipated competition with veteran free agent Travelle Wharton was halted by season-ending Wharton knee injury ... Supported season-best 221 rushing yards with 6.5 average Nov. 25 vs. Oakland. **2013**—Started at LG in Games 1-12 ... Placed Dec. 3 on Reserve/Injured list, following knee injury suffered in Game 12, Dec. 1 at San Diego ... Contributed to Bengals '13 NFL rankings of 10th in net offense and tied for sixth in scoring ... On Oct. 13 at Buffalo, contributed to season-high in total net yards (483), including season-high 165 rushing ... Helped lead effort Oct. 27 vs. Jets which allowed only one sack for two yards as Dalton threw for 325 yards and a career-high five TDs, posting his third consecutive game with a passer rating of more than 100 (125.7). **2014**—Started at LG in Games 1-12 and 15-16, and in Wild Card playoff ... Started at ROT in Games 13-14, replacing injured Andre Smith ... Opened season as starting LG after quicker-than-expected recovery from

December '13 knee injury ... Was key in Bengals ranking third in NFL in fewest sacks allowed (23), third in least sack yardage allowed (130) and sixth in rushing yards (134.2 per game) ... Averted offensive turnovers with pair of fumble recoveries ... Part of protection that allowed no sacks in Games 1-3 for first time in franchise history ... Helped power the way for three one-yard TD runs in goal line situations on Oct. 26 vs. Baltimore, including game winning TD by Andy Dalton on fourth-and-one play late in the fourth quarter ... Helped lead the way to 191 rushing yards Nov. 2 vs. Jacksonville ... On Nov. 16 at New Orleans, supported Dalton passer rating of 143.9 (career-best to that point), and helped pave way for 186 rushing yards ... Also at at New Orleans, had a key block on 62-yard Jeremy Hill rush ... Started at ROT and played some LG on Dec. 14 at Cleveland, while helping power offense to 244 rushing yards, and recovered a Jeremy Hill fumble at Bengals 28 in fourth quarter ... In playoff-clinching win Dec. 22 vs. Denver, supported protection which allowed no sacks of Andy Dalton, and helped power offense to 207 rushing yards, marking first time Bengals had rushed for 200 yards in consecutive games since Weeks 10-12 of 2003, when they did it in three consecutive games ... Also vs. Denver, recovered a Jermaine Gresham fumble at Bengals 48 in fourth quarter.

**College:** Played four seasons (2007-10) at Georgia ... Capped career by earning 2010 first-team All-America honors from Pro Football Weekly ... Played every line position except center while seeing action in 51 games with 49 starts ... Departed with second-most starts for a non-kicker in school history, trailing only QB David Greene (52) ... Started 19 games at LOT, 19 at RG and 11 at ROT ... Voted to Georgia's 2001-10 Team of the Decade ... In his first three seasons, Bulldogs posted three bowl wins (Sugar, Capital One and Independence, in that order).

**Personal:** Hometown is Alpharetta, Ga. ... Attended Chattahoochee (Ga.) High, earning Class 5A All-State honors from the Atlanta Journal-Constitution and the Georgia Sports Writers Association as a senior in 2006 ... Also started for prep basketball team ... Earned degree from Georgia in insurance risk management ... In high school, named school's Academic Athlete of the Year in 2004 and '05 ... Married (wife Kelly) ... Favorite hobby is golf.

### CLINT BOLING'S STATISTICS

#### GAMES-STARTS


YEAR	TEAM	GAMES	STARTS
2011	Cincinnati.....	5	3
2012	Cincinnati.....	16	16
2013	Cincinnati.....	12	12
2014	Cincinnati.....	16	16
2015	Cincinnati.....	16	16
CAREER		65	63

#### POSTSEASON

#### GAMES-STARTS

YEAR	TEAM	GAMES	STARTS
2011	Cincinnati.....	*DID NOT PLAY	
2012	Cincinnati.....	1	1
2013	Cincinnati.....	*DID NOT PLAY	
2014	Cincinnati.....	1	1
1015	Cincinnati.....	1	1
CAREER		3	3

\* NOTE: Boling was active/DNP for one postseason game with Cincinnati in 2011. He was on the Reserve/Injured list for one postseason game with Cincinnati in 2013.



## BONNET, ANDREW

FB #40

Height: 6-3  
Weight: 254  
College: North Dakota State  
Experience: Rookie in 2016

2015 games-starts: 0-0  
Career games-starts: 0-0  
Born: 12-27-92  
Hometown: Council Bluffs, Iowa  
Acquired: FA'16

*A part of five straight FCS national championship teams at North Dakota State, Bonnet joined Bengals as a rookie free agent in late May ... Played in all 61 games as Bison claimed four titles from 2012-15, and he was a redshirt in the program for the school's 2011 title ... Earned "Fab 50" All-America honors from College Sporting News in each of his last two seasons ... In addition to primary role as a FB, saw some action at TE.*

Career transactions: Signed with Carolina as college free agent on 5-13-16 ... Waived by Panthers on 5-20-16 ... Signed with Cincinnati as free agent on 5-25-16.


More college highlights: Helped Bison compile 57-4 record over his four seasons ... Blocked for 1000-yard rushers in all four seasons, including two each in his first two campaigns ... Totaled 56 receptions for 574 yards (10.3), with eight receiving TDs ... Earned first-team All-Missouri Valley Football Conference honors his last two seasons. **2015**—Played in 15 games (nine starts) for 13-2 team that closed national title pursuit with 37-10 win vs. Jacksonville State ... Had 11 receptions for 105 yards and three TDs, including a TD in

national title game ... Two rushes for six yards on the season. **2014**—Played in 16 games (14 starts) as NDSU went 15-1, including 29-27 national title win over Illinois State ... Caught 18-for-228, with two TDs, while rushing six-for-32. **2013**—Played in all 15 games for unbeaten team that won final game by 35-7 over Towson ... Caught 16-for-148, with two TDs. **2012**—Played in every game (two starts) for 14-1 team that defeated Sam Houston State 39-13 in national title game ... Caught 11-for-93 with a TD and was named to MVFC All-Newcomer Team. **2011**—Redshirt year, did not play.

High school: Attended Underwood High School in Council Bluffs, Iowa, where his career football assignments included FB, TE, DT, DE and LB ... First-team all-district and all-area as a senior, when he rushed 107-for-771 (7.2) with 10 TDs and added three receptions for 118 yards and two TDs ... State qualifier in shot put and discus ... Captained football, basketball and track teams.

Personal: Hometown is Council Bluffs, Iowa ... Earned numerous MVFC academic awards and earned bachelor's degree in finance from NDSU ... Last name is pronounced "BAHN-ett."





## BOYD, TYLER

WR #83

Height: 6-2  
Weight: 197  
College: Pittsburgh  
Experience: Rookie in 2016

2015 games-starts: 0-0  
Career games-starts: 0-0  
Born: 11-15-94  
Hometown: Clairton, Pa.  
Acquired: D2'16

*In just three seasons, Boyd established himself as Pitt's career leader in receptions (254) and receiving yards (3361) ... As a rookie, he figures as a prime contender for Bengals' slot receiver role ... For Pitt, he also had 520 rushing yards and 1362 on kick returns, and his 5243 all-purpose total stands second in program history, behind only the legendary Tony Dorsett ... Boyd's 91 catches as a junior in 2015 were just one shy of the school season record, 92 in 2003 by future All-Pro Larry Fitzgerald ... His 13 career games of 100-plus receiving yards ranks second to Fitzgerald's 14 ... Opted to enter NFL Draft after his junior season.*

Career transactions: Selected by Cincinnati in second round of 2016 NFL Draft (55th overall) ... Signed with Bengals on 5-16-16.

Head coach Marvin Lewis says: "We're excited to get Tyler. He had such a productive career at Pittsburgh. A great receiver, and he's also rushed the ball and thrown it. He's done it all there, kick returns, too. He's competitive and strong. He's great with the ball in his hands, he does a great job of using his body to create separation, and he seems to understand the game very well. A good fit for us and where we want to go moving forward."

College highlights: Played three seasons (2013-15) at Pittsburgh, with 33 starts among his 38 games played ... Scored 23 TDs, including one rushing and one on a punt return ... Named first-team All-Atlantic Coast Conference by coaches and media in each of his last two seasons. **2015**—Caught 91-for-926 (10.2) with six TDs, and was team's second-leading rusher, at 40-for-349 (8.7) ... Was twice named ACC Receiver of the Week ... Earned first weekly award for his 10-for-131 performance vs. Iowa, which included a game-tying TD with 0:52 to play ... Also copped the weekly award in win over Syracuse, when he had career-high 12 catches for 93 yards and also threw a 38-yard TD pass and rushed six-for-34. **2014**—Caught 78 for a career-best 1261 yards (16.2 average) and also had career-best eight TDs ... Earned second-team All-America honors from SI.com as an all-purpose player ... Became first receiver in ACC history to reach 1000 yards in both his freshman and sophomore

seasons ... Averaged ACC-leading 27.6 yards on 16 kickoff returns, and he was second in conference in punt returns (10.1 average). **2013**—Consensus choice as the nation's most productive freshman receiver, setting Pitt and ACC freshman records with 85 catches ... His multiple freshman All-America nods included Sporting News, Football Writers Association of America and College Football News ... Totaled 1776 all-purpose yards, including 1174 receiving ... Scored nine TDs (seven receiving, one rushing and one via punt return) ... Capped his year in grand style in Little Caesar's Bowl win over Bowling Green, catching eight-for-173 (career yardage high, Pitt bowl record) and adding a 54-yard punt return for a TD.

Versatility in action: A true triple threat during his Pitt career, Boyd in 2015 became the first NCAA player in eight years to log 20 or more yards each in receiving, rushing and passing in consecutive games.

Coach Ken Zampese says: "The thing that stuck out to me about Tyler was his football instincts — his ability to separate sideways and laterally from defenders. We got a chance to see him do a lot of different things, because they got it to him in a lot of different ways. He's a receiver, but he threw the ball sometimes and was a great rusher. So we have a good idea of what he is. He's not a finished product, but we're going to push him to use all his potential and get him to where we think he can be."

High school: Was one of Pennsylvania's most highly recruited players after a prolific career at perennial Class A power Clairton High, just outside Pittsburgh ... Playing multiple roles (RB, WR, QB, DB and PR), he set a career record for TDs (117) in the 10-county Western Pennsylvania Interscholastic Athletic League (WPIAL) ... Rushed for 2584 yards and 43 TDs as a senior ... Team went 63-1 in his career, including 48-0 in his three years as a starter ... Also lettered in basketball.

Personal: Hometown is Clairton, Pa. ... Communications major at Pittsburgh.



## BROWN, CHYKIE

**CB #23****Height:** 5-11**Weight:** 191**College:** Texas**Experience:** 5th-year player in 2016**2015 games-starts:** 0-0**Career games-starts:** 54-6**Born:** 12-26-86**Hometown:** Houston, Texas**Acquired:** FA'16

*Veteran cornerback with Super Bowl experience joins Bengals as a free agent for 2016 ... Has played in 54 regular-season games with six starts, and in four postseason games with two starts ... Got his postseason experience in 2012, when he played every game with the Baltimore team that won Super Bowl XLVII vs. San Francisco ... Career totals include 59 tackles, seven passes defended, and 20 special teams tackles in the regular season ... Has logged nine tackles and two passes defended in the postseason ... Entered NFL as a fifth-round Baltimore draft choice in 2011.*

**Career transactions:** Selected by Baltimore in fifth round of 2011 NFL Draft (164th overall) ... Signed with Ravens on 7-28-11 ... Waived by Ravens on 11-4-14 ... Acquired on waivers by N.Y. Giants on 11-5-14 ... Signed with N.Y. Giants as unrestricted free agent on 3-16-15 ... Contract terminated by Giants on 9-5-15 ... Signed with Cincinnati as free agent on 2-8-16.

**2015 recap:** .Spent preseason with N.Y. Giants, but a knee strain kept him out of all four games ... Released by Giants with an injury settlement, in final preseason cuts.

**Previous Seasons:** **2011**—Rookie played in seven games for Baltimore, with seven tackles ... Made NFL debut on Sept. 25 at St. Louis. **2012**—Played in all 16 regular-season games (one start) and in four postseason games (two starts) as the Ravens won NFL championship with victory over San Francisco in Super Bowl XLVII ... Had 14 regular-season tackles, with four

passes defended, and had 11 special teams stops ... Started the AFC Championship game at New England and had one tackle ... Started Divisional playoff at Denver and had four tackles and a pass defended ... Played on special teams (no statistics) in Super Bowl. **2013**—Played in 16 Ravens games for second consecutive season ... Had two tackles and a pass defended on defense and eight tackles on special teams. **2014**—Played in seven games (one start) for Ravens, and played eight games (four starts) for Giants after being acquired on waivers ... Started Giants' last four games and had Giants totals of 32 tackles and two passes defended.

**College:** Played four seasons (2007-10) at Texas, with a redshirt year in 2006 ... Played in 45 games (23 starts) and totaled 106 tackles, 24 passes defended, four sacks, two INTs and two forced fumbles ... Missed final three games of his senior season due to forearm injury.

**Personal:** Hometown is Houston, Texas ... Attended North Shore High School, where he earned All-State honors as a DB and also played RB and WR ... Has two children, Jada and Dakota ... First name is pronounced "CHAH-kee."

**NOTE ABOUT NFL EXPERIENCE:** Brown did not earn an accrued year of experience toward NFL free agency in 2015 because he was not on a 53-player roster, a Reserve/Injured list or a Reserve/Physically Unable to Perform list for the required minimum of six games.

### CHYKIE BROWN'S STATISTICS

YEAR	TEAM	G-S	DEFENSE						INTERCEPTIONS						SCORING				
			ST	AT	TT	SKS-YDS	PD	FF	FR-YDS	NO	YDS	AVG	LG	TD	TD	TD-IntRt	TD-FRRt	S	PTS
2011	Baltimore	7-0	3	0	3	0-0	1	0	0-0	—	—	—	—	—	—	—	—	—	—
2012	Baltimore	16-1	12	2	14	0-0	4	0	0-0	—	—	—	—	—	—	—	—	—	—
2013	Baltimore	16-0	1	1	2	0-0	1	0	0-0	—	—	—	—	—	—	—	—	—	—
2014	Baltimore	7-1	8	1	9	0-0	1	0	0-0	—	—	—	—	—	—	—	—	—	—
	N.Y. Giants	8-4	25	7	32	0-0	2	0	0-0	—	—	—	—	—	—	—	—	—	—
2015	—	0-0	DID NOT PLAY*						DID NOT PLAY*						DID NOT PLAY*				
BALT. TOTALS		46-2	24	4	28	0-0	7	0	0-0	—	—	—	—	—	—	—	—	—	—
NYG TOTALS		8-4	25	7	32	0-0	2	0	0-0	—	—	—	—	—	—	—	—	—	—
CAREER		54-6	49	11	60	0-0	9	0	0-0	—	—	—	—	—	—	—	—	—	—

		SPECIAL TEAMS								KICKOFF RETURNS						PUNT RETURNS					
YEAR	TEAM	ST	AT	TT	FF	FR-YDS	BP	BFG	BXP	NO	YDS	AVG	FC	LG	TD	NO	YDS	AVG	FC	LG	TD
2011	Baltimore	1	0	1	0	0-0	0	0	0	—	—	—	—	—	—	—	—	—	—	—	—
2012	Baltimore	9	2	11	0	0-0	0	0	0	—	—	—	—	—	—	—	—	—	—	—	—
2013	Baltimore	7	1	8	0	0-0	0	0	0	—	—	—	—	—	—	—	—	—	—	—	—
CAREER		17	3	20	0	0-0	0	0	0	—	—	—	—	—	—	—	—	—	—	—	—

### POSTSEASON

			DEFENSE							INTERCEPTIONS					SCORING						
YEAR	TEAM	G-S	ST	AT	TT	SKS-YDS	PD	FF	FR-YDS	NO	YDS	AVG	LG	TD	TD	TD-IntRt	TD-FRRt	S	PTS		
2011	Baltimore	0-0	DID NOT PLAY*							DID NOT PLAY*					DID NOT PLAY*						
2012	Baltimore	4-2	6	2	8	0-0	2	0	0-0	—	—	—	—	—	—	—	—	—	—		
CAREER		4-2	6	2	8	0-0	2	0	0-0	—	—	—	—	—	—	—	—	—	—		
		SPECIAL TEAMS								KICKOFF RETURNS					PUNT RETURNS						
YEAR	TEAM	ST	AT	TT	FF	FR-YDS	BP	BFG	BXP	NO	YDS	AVG	FC	LG	TD	NO	YDS	AVG	FC	LG	TD
2012	Baltimore	1	1	2	0	0-0	0	0	0	—	—	—	—	—	—	—	—	—	—	—	—
CAREER		1	1	2	0	0-0	0	0	0	—	—	—	—	—	—	—	—	—	—	—	—

\* NOTE: Brown was not with an NFL team in 2015. He was inactive for two postseason games with Baltimore in 2011.



## BROWN, JONATHAN

K #7

Height: 5-10

Weight: 197

College: Louisville

Experience: Rookie in 2016

2015 games-starts: 0-0

Career games-starts: 0-0

Born: 12-7-92

Hometown: Clinton, Miss.

Acquired: CFA'16

*Brown joined Bengals in May as an intriguing college free agent prospect, but reverted later in the month to Cincinnati's Reserve/Injured list, due to a foot injury ... Has primarily a soccer background and has kicked in only four college football games ... His college experience was limited to kickoffs (no FG or PAT attempts), but he displayed a big leg to Bengals scouts during Louisville's Pro Day in March ... Earned a tryout spot at Bengals' rookie minicamp and inked a contract after the camp ... Started his college career on a soccer scholarship at Kentucky, transferred to Louisville's soccer program and then gave up his scholarship to join the football program, where his opportunity in 2015 was cut short by an injury ... Has been tutored in football by a fellow native Mississippian, former Rams K Brett Baer.*

**Career transactions:** Signed with Cincinnati as a college free agent on 5-8-16 ... Waived (injured) by Bengals on 5-25-16 ... Reverted to Bengals (Reserve/Injured list) after clearing waivers on 5-26-16.

**College recap: 2015**—Limited by an oblique injury to one game for Louisville ... Had one kickoff for 65 yards. **2014**—Played in three games for Louisville, averaging 62.8 yards on nine kickoffs.

**College soccer: 2013**—Played in five games for Louisville ... Credited with three shots on goal. **2012**—Sat out the season while transferring to Louisville. **2011**—Played in 16 games for Kentucky, with four starts ... Credited with one assist and nine shots on goal.

**High school:** Attended Clinton (Miss.) High School, where he was a two-time all-state soccer selection ... As senior, scored 14 goals, including three game-winners, and had eight assists ... Earned a spot on the USA men's Under-17 national team.

**Personal:** Hometown is Clinton, Miss.





**BROWN, RYAN**

**DE #76**

**Height:** 6-6  
**Weight:** 276  
**College:** Mississippi State  
**Experience:** Rookie in 2016

**2015 games-starts:** 0-0  
**Career games-starts:** 0-0  
**Born:** 6-10-94  
**Hometown:** New Orleans, La.  
**Acquired:** CFA'16

*College free agent signee was a three-year letterman and two-year starter for successful Mississippi State teams ... Earned points for consistency and toughness in the elite Southeastern Conference ... Given the option of delaying surgery for a right foot stress fracture, he played the last five games of his senior regular season with the injury ... Underwent surgery prior to the Bulldogs' bowl game and missed that contest ... "I'm the type of guy," Brown says, "you really have to pull me off the field, obviously."*

**Career transactions:** Signed with Cincinnati as a college free agent on 5-6-16.

**More college highlights:** Played four seasons (2012-15) at Mississippi State ... Saw action in 45 games, with 24 of his 25 starts coming in his last two seasons ... Totaled 106 tackles, including 7.5 sacks. **2015**—Helped lead Bulldogs to a 9-4 season, including Belk Bowl win over North Carolina State ... Limited over his last five games by a stress fracture in right foot, but posted season totals of 39 tackles, with eight for-losses and 2.5 sacks ... Credited with

team lead in QB hurries (10) and had five pass breakups ... Named SEC Defensive Lineman of the Week for his play vs. Troy, when his career-best seven tackles included 3.5 for losses of 38 yards. **2014**—Played in all 13 games for 10-3 team, with 12 starts ... Logged 39 tackles, seven tackles-for-loss and 3.5 sacks ... Four tackles and a career-best 1.5 sacks in road win at Kentucky. **2013**—Played in all 13 games for team that closed year with Liberty Bowl win over Rice ... Had 13 tackles, including a sack. **2012**—Played in seven games as a true freshman for 9-4 team ... Had a pass breakup in Gator Bowl win over Northwestern.

**High school:** Attended Archbishop Shaw High School in New Orleans, La. ... Credited with 6.5 sacks and 22 QB hurries as a senior ... Rated a three-star college prospect by ESPN.com, Rivals.com and Scout.com.

**Personal:** Hometown is New Orleans, La. ... Two-time member of the SEC Academic Honor roll at Mississippi State, where his major was business administration.



# BURFICT, VONTAZE

LB #55

**Height:** 6-1  
**Weight:** 255  
**College:** Arizona State  
**Experience:** 5th-year player in 2016

**2015 games-starts:** 10-10  
**Career games-starts:** 47-45  
**Born:** 9-24-90  
**Hometown:** Corona, Calif.  
**Acquired:** CFA'12

*A 2013 season Pro Bowl selection, Burfict in '15 made a strong return from a '14 knee injury ... Began 2015 on Reserve/PUP list while continuing rehab of the injury, but rallied to start last 10 games, plus Wild Card playoff ... Brings Bengals a key physical element and exceptional instinctive football smarts, and made key plays in wins Dec. 20 at San Francisco and Jan. 3 vs. Baltimore ... Led team in tackles per game played (7.4) ... Led Bengals in tackles in each of his first two pro seasons (2012-13) ... In addition to 2013 season Pro Bowl nod, he was named to second-team Associated Press All-Pro spot ... Will miss Games 1-3 this season due to NFL suspension for playing rules violations.*

**Career transactions:** Signed with Cincinnati as college free agent on 5-2-12 ... Signed contract extension with Bengals on 8-27-14.

**Pro Bowl participation:** Made Pro Bowl debut in the 2013 season contest, starting for victorious Team Rice ... Finished second on team in tackles (five) and intercepted an Andrew Luck pass at Team Sanders 27 in first quarter.

**2015 general:** Did not practice or play in preseason ... Placed Sept. 5 on Reserve/PUP list ... Rejoined practice Oct. 29, and was activated to roster on Oct. 31 ... Started Games 7-16, with 74 tackles (third on team), one sack, two INTs and five total passes defended.

**2015 highlights:** Saw his first action since Game 7 of 2014 on Nov. 1 at Pittsburgh, logging five tackles after returning from a knee injury that had sidelined him for a calendar year ... Had solo tackles on Pittsburgh's first two plays ... On Nov. 22 at Arizona, led team with eight tackles and had a QB hit ... Team-high eight tackles Dec. 6 at Cleveland ... On Dec. 13 vs. Pittsburgh, logged team-high and personal season-high 11 tackles, including one for loss ... All his tackles vs. Pittsburgh were solos, highest solo count in a game by a Bengal on the season ... On Dec. 20 at San Francisco, his 16-yard INT return to the 49ers 20 set up a second-quarter TD, and earlier in quarter, his 10-yard sack of Blaine Gabbert helped set up a short punt that led to a Bengals TD ... Had team-high three total passes defended in the 49ers game ... Led team with 12 tackles (eight solo) on Jan. 3 vs. Baltimore and had his second INT of the season, diving catch at Ravens 33 in third quarter that set up TD that put Bengals ahead to stay at 14-9 ... In Wild Card playoff on 1-9-16 vs. Pittsburgh, he had a forced fumble in the second quarter, a 12-yard sack of QB Ben Roethlisberger in third quarter, and a potentially game-clinching INT against Landry Jones in the fourth quarter (Bengals surrendered that advantage by losing a fumble on the next play).

**Previous seasons:** **2012**—Played in all 16 games as a rookie, and started last 14 after claiming starting WLB spot that was opened by an injury to Thomas Howard ... Also started Wild Card playoff game ... Led team in tackles (174) and had two fumble recoveries, one on defense and another on special teams ... Had team's four highest game-totals in tackles ... Second on team in tackles-for-loss (eight) ... Credited with his first career start Sept. 23 at Washington (seven tackles) ... Logged first career sack on Sept. 30 at Jacksonville, with an 11-yarder against Blaine Gabbert ... Led team in tackles

(12) in key win on Dec. 23 at Pittsburgh ... Team season-high 23 tackles, including 14 solos, on Dec. 30 vs. Baltimore ... Logged 10 tackles in Wild Card playoff on 1-5-13 at Houston. **2013**—Started every game, with team-high 204 tackles, plus three sacks, an INT, one forced fumble, two fumble recoveries (one returned for TD) and 10 passes defended (tied for front seven lead) ... Led team with eight tackles-for-loss ... Had wide lead over second-place tackler (MLB Rey Mauluga with 110) ... Led team in tackles 12 times, tied for lead twice, finished second once and tied for second once ... Had team's four highest game-totals of the season in tackles, led by 18 on Nov. 17 vs. Cleveland ... Recorded team-high 11 tackles and 10-yard shoestring sack of Tom Brady Oct. 6 vs. New England ... Came into Dec. 1 game at San Diego rated questionable with an ankle injury, but still led team with 13 tackles, along with a pass defended and two QB pressures ... Seven tackles, including a shared sack, in Wild Card playoff on 1-5-14 vs. San Diego. **2014**—Campaign was derailed by injuries ... Missed time due to concussions, cervical strain and knee injury ... Placed Dec. 9 on Reserve/Injured list, part of continuing rehab from knee injury suffered Oct. 26 vs. Baltimore ... Started at WLB in Games 1-2 and 5-7 ... Inactive (concussion) for Games 3-4 and Games 8-13 (knee) ... For the season, logged 29 tackles (two for loss), a forced fumble, a fumble recovery two passes defended and two QB hits ... On Sept. 7 at Baltimore, helped seal Bengals' first-half dominance by forcing and recovering a Bernard Pierce fumble at Ravens' 23, setting up FG for 15-0 lead.

**No apprenticeship:** Burfict in 2012 set a Bengals mark for most starts (14) in a rookie season by a player signed as a college free agent. The Elias Sports Bureau reports that since the 1970 merger, only two undrafted rookies had previously started as many as half of Cincinnati's games — LB Armegis Spearman of Ole Miss (11 games in 2000) and OT Kevin Sargent of Eastern Washington (eight games in 1992).

**College:** Played three seasons at MLB for Arizona State (2009-11), seeing action in 37 games with 32 starts ... Totaled 228 career tackles, including 22.5 for loss, seven sacks, four forced fumbles, three fumble recoveries and an INT ... Played in all 13 games in 2011, with 12 starts, and logged 69 tackles, including five sacks ... Reached semifinals consideration as a junior as a candidate for Butkus Award (top college LB) ... In sophomore season in 2010, led team with a career-best 90 tackles, and also had two forced fumbles ... Earned the starting MLB spot in the fourth game of his freshman season, logging 69 tackles, two sacks, two forced fumbles and two fumble recoveries ... Named the 2009 Pac-10 Defensive Freshman of the Year, and was selected to multiple Freshman All-America lists.

**Personal:** Hometown is Corona, Calif. ... Attended Centennial High School, rated a national prep power, and helped lead team to No. 2 national ranking as senior ... Prep All-American, and one of most highly-rated prospects in the country as senior ... Majored in Interdisciplinary Studies at Arizona State, with emphasis in criminal justice and sociology ... Enjoys golf ... First name is pronounced "VONN-leez" and last name is pronounced "BER-fict" (rhymes with "perfect").

## VONTAZE BURFICT'S STATISTICS


			DEFENSE							INTERCEPTIONS					SCORING				
YEAR	TEAM	G-S	ST	AT	TT	SKS-YDS	PD	FF	FR-YDS	NO	YDS	AVG	LG	TD	TD	TD-IntRt	TD-FRRt	S	PTS
2012	Cincinnati	16-14	100	74	174	1-11	3	0	1-0	0	0	—	—	0	0	0	0	0	0
2013	Cincinnati	16-16	141	63	204	3-20	10	1	2-13	1	12	12.0	12	0	1	0	1	0	6
2014	Cincinnati	5-5	15	14	29	0-0	2	1	1-0	0	0	—	—	0	0	0	0	0	0
2015	Cincinnati	10-10	57	17	74	1-10	5	0	0-0	2	16	8.0	16	0	0	0	0	0	0
CAREER		47-45	313	168	481	5-41	20	2	4-13	3	28	9.3	16	0	1	0	1	0	6

POSTSEASON																				
			DEFENSE							INTERCEPTIONS					SCORING					
YEAR	TEAM	G-S	ST	AT	TT	SKS-YDS	PD	FF	FR-YDS	NO	YDS	AVG	LG	TD	TD	TD-IntRt	TD-FRRt	S	PTS	
2012	Cincinnati	1-1	6	4	10	0-0	0	0	0-0	0	0	—	—	0	—	—	—	—	—	
2013	Cincinnati	1-1	5	2	7	0.5-3	0	0	0-0	0	0	—	—	0	—	—	—	—	—	
2014	Cincinnati	0-0	DID NOT PLAY*							DID NOT PLAY*					DID NOT PLAY*					
2015	Cincinnati	1-1	5	1	6	1-12	1	1	0-0	1	0	0.0	0	0	—	—	—	—	—	
CAREER		3-3	16	7	23	1.5-15	1	1	0-0	1	0	0.0	0	0	—	—	—	—	—	

\* NOTE: Burfict was on the Reserve/Injured list for one postseason game with Cincinnati in 2014.

2015 REGULAR-SEASON GAME-BY-GAME																
		DEFENSE								INTERCEPTIONS						
DATE	OPPONENT	ST	AT	TT	SKS-YDS	INT-YDS	PD	FF	FR-YDS	NO	YDS	AVG	LG	TD		
9-13	at Oakland	RESERVE / PHYSICALLY UNABLE TO PERFORM								RESERVE / PUP						
9-20	SAN DIEGO	RESERVE / PHYSICALLY UNABLE TO PERFORM								RESERVE / PUP						
9-27	at Baltimore	RESERVE / PHYSICALLY UNABLE TO PERFORM								RESERVE / PUP						
10-4	KANSAS CITY	RESERVE / PHYSICALLY UNABLE TO PERFORM								RESERVE / PUP						
10-11	SEATTLE	RESERVE / PHYSICALLY UNABLE TO PERFORM								RESERVE / PUP						
10-18	at Buffalo	RESERVE / PHYSICALLY UNABLE TO PERFORM								RESERVE / PUP						
10-25	— BYE —	RESERVE / PHYSICALLY UNABLE TO PERFORM								RESERVE / PUP						
11-1	at Pittsburgh	5	0	5	0-0	0-0	0	0	0-0	0	0	—	—	0		
11-5	CLEVELAND	2	1	3	0-0	0-0	0	0	0-0	0	0	—	—	0		
11-16	HOUSTON	2	5	7	0-0	0-0	0	0	0-0	0	0	—	—	0		
11-22	at Arizona	7	1	8	0-0	0-0	0	0	0-0	0	0	—	—	0		
11-29	ST. LOUIS	6	1	7	0-0	0-0	0	0	0-0	0	0	—	—	0		
12-6	at Cleveland	6	2	8	0-0	0-0	0	0	0-0	0	0	—	—	0		
12-13	PITTSBURGH	11	0	11	0-0	0-0	0	0	0-0	0	0	—	—	0		
12-20	at San Francisco	5	2	7	1-10	1-16	3	0	0-0	1	16	16.0	16	0		
12-28	at Denver	5	1	6	0-0	0-0	0	0	0-0	0	0	—	—	0		
1-3	BALTIMORE	8	4	12	0-0	1-0	2	0	0-0	1	0	0.0	0	0		
TOTALS		57	17	74	1-10	2-16	5	0	0-0	2	16	8.0	16	0		





## BURKHEAD, REX

**HB #33****Height:** 5-10**Weight:** 210**College:** Nebraska**Experience:** 4th-year player in 2016**2015 games-starts:** 16-0**Career games-starts:** 26-0**Born:** 7-2-90**Hometown:** Plano, Texas**Acquired:** D6a'13

*The Bengals' sixth-round 2013 draft choice has been a strong special teams performer throughout his pro career and has made regular contributions offensively ... Had career-best 10 receptions in 2015, including first receiving TD ... Started at a WR spot in 2014 season Wild Card playoff at Indianapolis, in part due to injuries to WR corps ... Known as a throwback-style player who will contribute in multiple ways, he finished second on '15 team in special teams tackles.*

**Career transactions:** Selected by Cincinnati in sixth round of 2013 NFL Draft (190th overall) ... Signed with Bengals on 5-13-13.

**2015 highlights:** Played in all 16 games and in Wild Card playoff ... In regular season, had 10 receptions for 94 yards and a TD, and had four rushes for four yards ... Ranked second on team in special teams tackles (11) ... One reception for 24 yards on Sept. 13 at Oakland, converting a third-down on third-quarter TD drive ... On Oct. 4 vs. Kansas City, his 27-yard reception help set up second Bengals TD in first quarter ... On Nov. 5 vs. Cleveland, logged one reception, a seven-yard catch in the third quarter to help set up a Bengals FG ... Logged a two-yard rush and a four-yard reception Dec. 6 at Cleveland ... On Dec. 13 vs. Pittsburgh, had one reception, from AJ McCarron, for a five-yard TD, second of his career ... Two special teams tackles Dec. 20 at San Francisco ... On Dec. 28 at Denver, logged one reception for eight yards and one special teams tackle ... Two special teams tackles Jan. 3 vs. Baltimore ... In Wild Card playoff on 1-9-16 vs. Pittsburgh, had a four-yard rush, a five-yard reception and a special teams tackle.

**Previous seasons:** **2013**—Played in one game as a rookie, seeing special teams action on Nov. 10 at Baltimore ... Inactive for the other 15 games, and for Wild Card playoff vs. San Diego ... Slowed early in season by hamstring strain suffered in practice ... Played in all four preseason games, rushing 28-for-130 with one TD, and caught five passes for 39 yards. **2014**—Played in nine games (Games 5-6, 8-10 and 13-16), and started as a WR in Wild Card playoff, in part due to injuries to WR corps ... His season got off to a slow start, as he suffered knee strain on Aug. 16 in preseason game vs. N.Y. Jets, missing final two preseason games and first three regular-season games ... Rushed nine-for-27 with a TD in regular season, and also logged seven catches for 49 yards and four special teams tackles ... On Nov. 2 vs. Jacksonville, tipped a Bryan Anger punt, causing it to travel only 27 yards ... Saw first career action on offense Nov. 2 vs. Jacksonville and caught two-for-10 ... On Nov. 16 at New Orleans, his three-for-36 receiving included key 15-yard reception on third-and-11 play ... On Dec. 14 at Cleveland, scored his first NFL TD on 10-yard TD rush in fourth quarter ... In Wild Card playoff on 1-5-14 at Indianapolis, pressed into service to aid an injury-thinned WR corps and had a 23-yard rush on a reverse on game's first play, and he also caught three-for-34.

**College:** Played four seasons (2009-12) at Nebraska, with 44 games played and 22 starts, and was first-team All-Big 10 in 2011 ... His 3329 career rushing yards included 14 games of 100 or more yards, with career rushing average of 5.2 per carry ... Knee sprain affected him for a number of games as a senior, but he recorded a 6.9-yard average on his 98 rushes and completed one of the most successful all-around careers in program history ... His 35 TDs included 30 rushing and five as a receiver ... Helped lead Cornhuskers to 39-16 record over his four seasons, and was noted for major academic and community service accomplishments.

**Run to the White House:** Burkhead's commitment to community service has been personified by his friendship with 10-year-old Jack Hoffman, a cancer patient from Atkinson, Neb.. Jack contacted Nebraska in 2011, asking for a Burkhead photo. Burkhead offered to meet Jack, and his involvement in their relationship led to national notice when he arranged for Jack to suit up in a Cornhusker uniform and "run for a touchdown" in the 2013 NU spring football game before a crowd of more than 60,000. President Obama invited Jack and his family to the White House, and the family included Burkhead in its party. In honor of Jack Hoffman, Burkhead has launched the Team Jack Foundation.

**More on community service:** In addition to his work with the Team Jack Foundation (see previous item), Burkhead is a frequent participant in Bengals and NFL community outreach activities ... He is a speaker for the NFL's Play60 program, and his past outreach work has included team hospital visits, activity with Madonna Wheelchair Football Workshop, the Fellowship of Christian Athletes and benefits for Irving (Texas) Recreation Center ... Three-time member of Nebraska's Brook Berringer Citizenship Team, and was selected as one of Nebraska's Student-Athlete HERO Leadership Award winners in 2012 ... Chosen as one of Uplifting Athletes Champions of 2011-12, for helping place focus on helping children with rare diseases ... One of 11 FBS players named to Allstate American Football Coaches Association Good Works Team, and in December 2012 he was named captain of that team.

**Personal:** Hometown is Plano, Texas ... Attended Plano High School; earning first-team Class 5A All-State Associated Press honors as senior, when he rushed for 1762 yards and 28 TDs and had 42 catches for 594 yards and five TDs ... Ford Texas Class 5A Player of the Year in 2009 ... Rushed for 1768 yards and 29 TDs as junior ... Earned first-team all-district honors in basketball as junior and senior, and as sophomore was part of Class 5A state championship basketball team ... Graduated from Nebraska in three and a half years with history degree ... Earned repeated scholar-athlete awards throughout career, including first-team CoSIDA Academic All-American in 2011 and '12, and recognition as one of 15 National Football Foundation Scholar Athletes in '12 ... Married (wife Danielle) ... Hobbies include movies, basketball, golf and fishing.

### REX BURKHEAD'S STATISTICS

			RUSHING					RECEIVING					SCORING								
YEAR	TEAM	G-S	ATT	YDS	AVG	LG	TD	NO	YDS	AVG	LG	TD	TD	TD-R	TD-P	TD-Rt	2-PtC	PTS			
2013	Cincinnati	1-0	0	0	—	—	0	0	0	—	—	0	0	0	0	0	0	0			
2014	Cincinnati	9-0	9	27	3.0	10t	1	7	49	7.0	15	0	1	1	0	0	0	6			
2015	Cincinnati	16-0	4	4	1.0	2	0	10	94	9.4	27	1	1	0	1	0	0	6			
CAREER		26-0	13	31	2.4	10t	1	17	143	8.4	27	1	2	1	1	0	0	12			
			SPECIAL TEAMS							KICKOFF RETURNS						PUNT RETURNS					
YEAR	TEAM	ST	AT	TT	FF	FR-YDS	BP	BFG	BXP	NO	YDS	AVG	FC	LG	TD	NO	YDS	AVG	FC	LG	TD
2014	Cincinnati	1	3	4	0	0-0	0	0	0	—	—	—	—	—	—	—	—	—	—	—	—
2015	Cincinnati	6	5	11	0	0-0	0	0	0	—	—	—	—	—	—	—	—	—	—	—	—
CAREER		7	8	15	0	0-0	0	0	0	—	—	—	—	—	—	—	—	—	—	—	—

**RUSHING SINGLE-GAME HIGHS:** ATTEMPTS—4 (11-6-14 vs. Cleveland). YARDS—14 (12-14-14 at Cleveland). LONG—10t (12-14-14 at Cleveland). TOUCHDOWNS—1 (12-14-14 at Cleveland).

**RECEIVING SINGLE-GAME HIGHS:** RECEPTIONS—3 (11-16-14 at New Orleans). YARDS—36 (11-16-14 at New Orleans). LONG—27 (10-4-15 vs. Kansas City). TOUCHDOWNS—1 (12-13-15 vs. Pittsburgh).

## POSTSEASON

YEAR	TEAM	G-S	RUSHING					RECEIVING					SCORING					
			ATT	YDS	AVG	LG	TD	NO	YDS	AVG	LG	TD	TD	TD-R	TD-P	TD-Rt	2-PtC	PTS
2013	Cincinnati	0-0	DID NOT PLAY*					DID NOT PLAY*					DID NOT PLAY*					
2014	Cincinnati	1-1	1	23	23.0	23	0	3	34	11.3	26	0	—	—	—	—	—	—
2015	Cincinnati	1-0	1	4	4.0	4	0	1	5	5.0	5	0	—	—	—	—	—	—
CAREER		2-1	2	27	13.5	23	0	4	39	9.8	26	0	—	—	—	—	—	—


		SPECIAL TEAMS								KICKOFF RETURNS							PUNT RETURNS					
YEAR	TEAM	ST	AT	TT	FF	FR-YDS	BP	BFG	BXP	NO	YDS	AVG	FC	LG	TD	NO	YDS	AVG	FC	LG	TD	
2015	Cincinnati	0	1	1	0	0-0	0	0	0	—	—	—	—	—	—	—	—	—	—	—	—	
CAREER		0	1	1	0	0-0	0	0	0	—	—	—	—	—	—	—	—	—	—	—	—	

\* NOTE: Burkhead was inactive for one postseason game with Cincinnati in 2013.

## 2015 REGULAR-SEASON GAME-BY-GAME

DATE	OPPONENT	RUSHING					RECEIVING				
		ATT	YDS	AVG	LG	TD	NO	YDS	AVG	LG	TD
9-13	at Oakland	0	0	—	—	0	1	24	24.0	24	0
9-20	SAN DIEGO	0	0	—	—	0	1	8	8.0	8	0
9-27	at Baltimore	0	0	—	—	0	0	0	—	—	0
10-4	KANSAS CITY	0	0	—	—	0	1	27	27.0	27	0
10-11	SEATTLE	1	-2	-2.0	-2	0	0	0	—	—	0
10-18	at Buffalo	0	0	—	—	0	0	0	—	—	0
10-25	— BYE —										
11-1	at Pittsburgh	0	0	—	—	0	0	0	—	—	0
11-5	CLEVELAND	0	0	—	—	0	1	7	7.0	7	0
11-16	HOUSTON	0	0	—	—	0	0	0	—	—	0
11-22	at Arizona	0	0	—	—	0	1	7	7.0	7	0
11-29	ST. LOUIS	2	4	2.0	2	0	2	4	2.0	3	0
12-6	at Cleveland	1	2	2.0	2	0	1	4	4.0	4	0
12-13	PITTSBURGH	0	0	—	—	0	1	5	5.0	5t	1
12-20	at San Francisco	0	0	—	—	0	0	0	—	—	0
12-28	at Denver	0	0	—	—	0	1	8	8.0	8	0
1-3	BALTIMORE	0	0	—	—	0	0	0	—	—	0
TOTALS		4	4	1.0	2	0	10	94	9.4	27	1

		SPECIAL TEAMS								KICKOFF RETURNS						PUNT RETURNS					
DATE	OPPONENT	ST	AT	TT	FF	FR-YDS	BP	BFG	BXP	NO	YDS	AVG	FC	LG	TD	NO	YDS	AVG	FC	LG	TD
9-13	at Oakland	0	0	0	0	0-0	0	0	0	—	—	—	—	—	—	—	—	—	—	—	—
9-20	SAN DIEGO	0	0	0	0	0-0	0	0	0	—	—	—	—	—	—	—	—	—	—	—	—
9-27	at Baltimore	1	0	1	0	0-0	0	0	0	—	—	—	—	—	—	—	—	—	—	—	—
10-4	KANSAS CITY	1	1	2	0	0-0	0	0	0	—	—	—	—	—	—	—	—	—	—	—	—
10-11	SEATTLE	1	0	1	0	0-0	0	0	0	—	—	—	—	—	—	—	—	—	—	—	—
10-18	at Buffalo	0	1	1	0	0-0	0	0	0	—	—	—	—	—	—	—	—	—	—	—	—
10-25	— BYE —																				
11-1	at Pittsburgh	0	0	0	0	0-0	0	0	0	—	—	—	—	—	—	—	—	—	—	—	—
11-5	CLEVELAND	0	1	1	0	0-0	0	0	0	—	—	—	—	—	—	—	—	—	—	—	—
11-16	HOUSTON	0	0	0	0	0-0	0	0	0	—	—	—	—	—	—	—	—	—	—	—	—
11-22	at Arizona	0	0	0	0	0-0	0	0	0	—	—	—	—	—	—	—	—	—	—	—	—
11-29	ST. LOUIS	0	0	0	0	0-0	0	0	0	—	—	—	—	—	—	—	—	—	—	—	—
12-6	at Cleveland	0	0	0	0	0-0	0	0	0	—	—	—	—	—	—	—	—	—	—	—	—
12-13	PITTSBURGH	0	0	0	0	0-0	0	0	0	—	—	—	—	—	—	—	—	—	—	—	—
12-20	at San Francisco	2	0	2	0	0-0	0	0	0	—	—	—	—	—	—	—	—	—	—	—	—
12-28	at Denver	0	1	1	0	0-0	0	0	0	—	—	—	—	—	—	—	—	—	—	—	—
1-3	BALTIMORE	1	1	2	0	0-0	0	0	0	—	—	—	—	—	—	—	—	—	—	—	—
TOTALS		6	5	11	0	0-0	0	0	0	—	—	—	—	—	—	—	—	—	—	—	—



CARSON, TRA

HB #39

Height: 5-11

Weight: 231

College: Texas A&M

Experience: Rookie in 2016

2015 games-starts: 0-0

Career games-starts: 0-0

Born: 10-24-92

Hometown: Texarkana, Texas

Acquired: CFA'16

*College free agent signee became known as one of the Southeastern Conference's most physical rushers during a breakout senior season ... Also a capable pass receiver and pass blocker ... Earned Offensive MVP honors in the Liberty Bowl vs. West Virginia after his junior season and went on to break 1000-yard rushing barrier as a senior.*

Career transactions: Signed with Cincinnati as a college free agent on 5-6-16.

More college highlights: Played three seasons for Texas A&M (2013-2015) after beginning his career at Oregon (2011) ... Saw action in 36 games for A&M, logging 19 rushing TDs and 2075 yards, with 4.8 average ... Also had 41 receptions for 299 yards and one TD for Aggies. **2015**—Rushed for 1165 yards (4.8 average) and seven TDs, and added 29 receptions for 183 yards and one TD ... Had seven games of 100 or more rushing yards, including 20-for-106 with a TD in Music City Bowl vs. Louisville ... Had a rushing TD and a

receiving TD in season opener vs. Arizona State. **2014**—Saw action in 12 of 13 games, with four starts ... Led team in rushing (581 yards) and was second in rushing TDs (five) ... Capped his season with Offensive MVP totals of 25-for-133 rushing with a TD in Liberty Bowl win over West Virginia. **2013**—Rushed for 329 yards in his first A&M season, ranking fourth on team on the year after 12 games of action. **2012**—Sat out the season per the NCAA transfer rules. **2011**—Was Oregon's fourth-leading rusher with 254 yards, appearing in 10 games.

**High School:** Attended Liberty-Eylau High School in Texarkana, Texas, where he set a school record as a senior with 2202 rushing yards, scoring 24 TDs ... Earned Class 3A all-state honors as a senior ... Rushed for 1342 yards and 16 TDs as a junior.

**Personal:** Hometown is Texarkana, Texas ... Majored at Texas A&M in recreation, parks, and tourism sciences ... First name is pronounced as "tray."



## CLARKE, WILL

DE #93

Height: 6-6

Weight: 280

College: West Virginia

Experience: 3rd-year player in 2016

2015 games-starts: 12-0

Career games-starts: 19-0

Born: 5-4-91

Hometown: Pittsburgh, Pa.

Acquired: D3'14

*Third-round 2014 draft choice saw action as a reserve in 2015 and seeks to increase his role in '16 ... Played in 12 games in '15, five more than in his rookie season, and also played in Wild Card playoff ... Promising prospect who fits the size mold of recent Bengals DEs Carlos Dunlap and Michael Johnson.*

**Career transactions:** Selected by Cincinnati in third round of 2014 NFL Draft (88th overall) ... Signed with Bengals on 5-27-14.

**2015 highlights:** Played in 12 games (Games 1-11 and 14) and in Wild Card playoff ... Inactive (coaches' decision) for Games 12-13 and 15-16 ... Had four tackles in regular season, including a shared sack, and one pass defended ... On Sept. 20 vs. San Diego, scored his first career entry in sack column, teaming with Geno Atkins for a three-yard drop of Philip Rivers in the third quarter ... On Sept. 27 at Baltimore, his pressure on QB Joe Flacco helped lead to Adam Jones' INT in second quarter ... One tackle in Wild Card playoff on 1-9-16 vs. Pittsburgh.

**2014:** Rookie played in seven games (Games 3 and 10-15), with three tackles and a fumble recovery, and also played in Wild Card playoff at Indianapolis ... Inactive (coaches' decision) for Games 1-2 and 4-9, and active-

DNP for Game 16 ... Made NFL debut on Sept. 21 vs. Tennessee (no statistics) ... Had one tackle on Nov. 16 at New Orleans, and recovered fumble by RB Travaris Cadet at Bengals 33 in fourth quarter ... One tackle on Nov. 23 at Houston and on Dec. 14 at Cleveland ... Played in all four preseason games and logged nine tackles, including one sack.

**College:** Played four seasons (2010-13) at West Virginia, with a redshirt year in 2009 ... A starter in his last three seasons, he closed career with 41 games played and 34 starts ... Was successful both at DE and at DT during his West Virginia career (made 22 starts at DE before starting 12 at DT as senior) ... Totaled 110 tackles, with 9.5 sacks and 28.5 tackles-for-loss, and had seven passes defended ... Only player in WVU history to win three "Iron Mountaineer" awards for excellence in the weight room.

**Personal:** Hometown is Pittsburgh, Pa. ... Played TE and OLB at Taylor Allerdice High School in Pittsburgh, twice earning All-City honors on both offense and defense from Pittsburgh Tribune-Review ... Also excelled in prep basketball, averaging 16.0 points per game for a 20-6 team as a senior ... A criminology major at West Virginia, he was named to WVU's Garrett Ford Academic Honor Roll and to the Big 12 Commissioner's Honor Roll.

### WILL CLARKE'S STATISTICS

			DEFENSE							INTERCEPTIONS					SCORING				
YEAR	TEAM	G-S	ST	AT	TT	SKS-YDS	PD	FF	FR-YDS	NO	YDS	AVG	LG	TD	TD	TD-IntRt	TD-FRRt	S	PTS
2014	Cincinnati	7-0	2	1	3	0-0	0	0	1-0	—	—	—	—	—	—	—	—	—	—
2015	Cincinnati	12-0	3	1	4	0.5-1.5	1	0	0-0	—	—	—	—	—	—	—	—	—	—
CAREER		19-0	5	2	7	0.5-1.5	1	0	1-0	—	—	—	—	—	—	—	—	—	—


### POSTSEASON

			DEFENSE							INTERCEPTIONS					SCORING				
YEAR	TEAM	G-S	ST	AT	TT	SKS-YDS	PD	FF	FR-YDS	NO	YDS	AVG	LG	TD	TD	TD-IntRt	TD-FRRt	S	PTS
2014	Cincinnati	1-0	0	0	0	0-0	0	0	0-0	—	—	—	—	—	—	—	—	—	—
2015	Cincinnati	1-0	1	0	1	0-0	0	0	0-0	—	—	—	—	—	—	—	—	—	—
CAREER		2-0	1	0	1	0-0	0	0	0-0	—	—	—	—	—	—	—	—	—	—

### 2015 REGULAR-SEASON GAME-BY-GAME

		DEFENSE								INTERCEPTIONS				
DATE	OPPONENT	ST	AT	TT	SKS-YDS	INT-YDS	PD	FF	FR-YDS	NO	YDS	AVG	LG	TD
9-13	at Oakland	0	0	0	0-0	0-0	0	0	0-0	—	—	—	—	—
9-20	SAN DIEGO	0	1	1	0.5-1.5	0-0	1	0	0-0	—	—	—	—	—
9-27	at Baltimore	0	0	0	0-0	0-0	0	0	0-0	—	—	—	—	—
10-4	KANSAS CITY	1	0	1	0-0	0-0	0	0	0-0	—	—	—	—	—
10-11	SEATTLE	0	0	0	0-0	0-0	0	0	0-0	—	—	—	—	—
10-18	at Buffalo	1	0	1	0-0	0-0	0	0	0-0	—	—	—	—	—
10-25	— BYE —													
11-1	at Pittsburgh	0	0	0	0-0	0-0	0	0	0-0	—	—	—	—	—
11-5	CLEVELAND	0	0	0	0-0	0-0	0	0	0-0	—	—	—	—	—
11-16	HOUSTON	1	0	1	0-0	0-0	0	0	0-0	—	—	—	—	—
11-22	at Arizona	0	0	0	0-0	0-0	0	0	0-0	—	—	—	—	—
11-29	ST. LOUIS	0	0	0	0-0	0-0	0	0	0-0	—	—	—	—	—
12-6	at Cleveland				INACTIVE									
12-13	PITTSBURGH				INACTIVE									
12-20	at San Francisco	0	0	0	0-0	0-0	0	0	0-0	—	—	—	—	—
12-28	at Denver				INACTIVE									
1-3	BALTIMORE				INACTIVE									
TOTALS		3	1	4	0.5-1.5	0-0	1	0	0-0	—	—	—	—	—





## COOPER, ALEX

G/C #64

Height: 6-4  
Weight: 310  
College: Houston  
Experience: Rookie in 2016

2015 games-starts: 0-0  
Career games-starts: 0-0  
Born: 12-18-91  
Hometown: Bellaire, Texas  
Acquired: CFA'16

*A team captain and leader of the offensive line at Houston, Cooper helped the 2015 Cougars to their highest national ranking (eighth) since 1979 ... Developed a reputation for toughness and got good grades from analysts for lateral quickness ... Played both OT positions as well as G during his career, but is seen as a pro prospect at G or possibly C.*

Career transactions: Signed with Cincinnati as a college free agent on 5-6-16.

More college highlights: Played four seasons (2012-15) at Houston, seeing action in 41 games (29 starts). **2015**—Started all 14 games, opening at three different positions (LT, RT, RG) ... Helped lead team to 13-1 record, tied for best in school history, including 38-point output in Peach Bowl win vs. Florida State ... Earned American Athletic Conference second-team

honors, part of offense that ranked 10th nationally in scoring (40.4) ... Credited by his coaches for only one sack allowed. **2014**—Started all 13 games for 8-5 team that closed season with Armed Forces Bowl win over Pitt ... Blocked for rushing attack that averaged 183.9 yards per game, with 28 TDs. **2013**—Played in 12 games, with one start in an extra TE position. **2012**—Played in two games as a freshman. **2011**—Redshirt year, did not play.

High School: Attended Second Baptist High School, in Bellaire, Texas. ... Played both TE and DL as a senior, logging 13 sacks plus five receptions for 54 yards and a TD. ... Also played basketball, earning all-district honors.

Personal: Born in Nassau, Bahamas, but hometown is Bellaire, Texas, in Greater Houston ... Is the youngest of six children, with five sisters ... Majored in sociology at Houston.



## CORE, CODY

WR #16

Height: 6-3  
Weight: 210  
College: Mississippi  
Experience: Rookie in 2016

2015 games-starts: 0-0  
Career games-starts: 0-0  
Born: 4-17-94  
Hometown: Auburn, Ala.  
Acquired: D6'16

*A four-year letterman at Ole Miss, Core brings a fine skill set for a late-round selection — big body, good speed, ability to separate from defenders and also to win contested catches ... Posted good receiving numbers his last two seasons despite playing in same offense with WR Laquon Treadwell, first-round 2016 selection by Minnesota ... Core logged 78 of his 83 receptions and all 10 of his TDs over the last two seasons ... Had 1202 of his 1297 receiving yards over the last two seasons ... As a senior, ranked fifth in the Southeastern Conference in yards-per-catch (17.4) ... Posted big numbers in team's two biggest wins last season, at second-ranked Alabama and vs. Oklahoma State in Sugar Bowl.*

**Career transactions:** Selected by Cincinnati in sixth round of 2016 NFL Draft (199th overall) ... Signed with Bengals on 5-7-16.


**Head coach Marvin Lewis says:** "Cody has physical tools and goes up and catches the football. He's tenacious as a blocker. He's big and strong. Those things show on tape. So it was very attractive to us. We were fortunate to get him there in the sixth round."

**College highlights:** Played four seasons (2012-15) for the Rebels, seeing action in 51 games ... His 19 starts all came over the last two seasons ... Had a receiving gain of 50 or more yards in each of his last three seasons ... Logged 20 career tackles, playing special teams and seeing brief time as a

reserve DB ... Played in East-West Shrine Game after his senior season. **2015**—Played every game and started nine for Rebels team that capped a 10-3 season with Sugar Bowl win over Oklahoma State ... Second on team in receiving yards (career-best 644), and ranked fourth in catches (37) and TD receptions (four) ... Caught four for career-best 123 yards in 43-37 September win at second-ranked Alabama, including a 73-yard TD ... Struck first big blow in 48-20 bowl win over Oklahoma State, with a 31-yard TD catch for 10-3 lead, and caught four-for-91 for the game. **2014**—Tied for first in TD catches (six) on a 9-4 team ... Second in catches (41) and fourth in receiving yards (558) ... In his first career start, Aug. 28 vs. Boise State, caught four-for-110 with two TDs. **2013**—Played in 12 games, seeing action at WR, DB and on special teams ... Had four receptions for 91 yards and eight tackles. **2012**—Played in every game as a true freshman, seeing action at WR and on special teams ... Had one catch for four yards and eight tackles.

**High school:** Attended Auburn (Ala.) High School, where he earned Honorable Mention All-State honors from Alabama Sports Writers Association as senior ... Two-way standout as senior; had 749 scrimmage yards and 10 TDs, as well as four INTs ... Played in Mississippi-Alabama All-Star Game as senior.

**Personal:** Hometown is Auburn, Ala. ... Majored in managerial finance at Ole Miss.



## DALTON, ANDY

QB #14

Height: 6-2

Weight: 220

College: Texas Christian

Experience: 6th-year player in 2016

2015 games-starts: 13-13

Career games-starts: 77-77

Born: 10-29-87

Hometown: Katy, Texas

Acquired: D2'11

*Continuing his steady rise to the NFL's upper rung of QBs, Dalton in 2015 had his best season of a five-year career ... Missed the last three games plus Wild Card playoff due to a thumb fracture, but finished with a Bengals-record passer rating of 106.3, ranking first in AFC and second in NFL ... Recovered from thumb injury in time for all 2016 offseason work ... Topped previous Bengals rating record of 101.1, held by Carson Palmer, and pushed his career rating from 85.2 to 88.4, moving ahead of Palmer (86.9) for best in Bengals annals ... Had never missed a Bengals regular-season or postseason start prior to the thumb fracture, which occurred when he made a tackle following an INT in Game 13, Dec. 13 vs. Pittsburgh ... Led fourth-quarter comebacks in wins at Baltimore, vs. Seattle and at Pittsburgh ... Named AFC Offensive Player of the Month in October, his second time winning the award ... Logged eight passer ratings of 100.0 or better in '15, two more than his previous season-high ... With 50-26-1 record as a starter, has best regular-season winning percentage (.656) of any Bengals QB with 10 or more starts ... Is only Bengals QB to ever catch a TD pass (from WR Mohamed Sanu in 2014 vs. Tennessee).*

**Career transactions:** Selected by Cincinnati in second round of 2011 NFL Draft (35th overall) ... Signed with Bengals on 7-30-11 ... Signed contract extension with Bengals on 8-4-14.

**Pro Bowl participation:** Has been selected for and played in two Pro Bowls ... Played for Team Carter in 2014 season contest at Glendale, Ariz., passing nine-for-20 for 69-0-0 ... Played for AFC in 2011 season contest at Honolulu and passed seven-for-nine for 99 yards with two TDs (47 and three yards, both to Brandon Marshall) and no INTs.

**Postseason is standard equipment:** Dalton in 2015 joined Baltimore's Joe Flacco as the only starting QBs in the NFL's Super Bowl era to lead a team to the postseason in each of his first five campaigns. Flacco did it with Baltimore from 2008-12, and Dalton has done it from 2011-15. Flacco's streak ended when the Ravens missed the playoffs in 2013. If Dalton leads the Bengals to the playoffs again in 2016, he'll set a new benchmark in this category.

**2015 general:** Started Games 1-13, passing 255-for-386 (66.1 percent) for 3250 yards with 25 TDs and seven INTs ... Inactive for Games 14-16 and for Wild Card playoff, due to right thumb fracture suffered Dec. 13 vs. Pittsburgh ... With 106.3 season passer rating, broke Carson Palmer's club season record of 101.1, set in 2005 ... Only QB to better his rating was Seattle's Russell Wilson (110.1) ... Won AFC passing title by 4.1 points over New England's Tom Brady (102.2) ... Joined Ken Anderson (four times) and Boomer Esiason (twice) among Bengals to win an AFC passing title, and it was Bengals' first since 1989 (Esiason at 92.1) ... Second in NFL in yards per pass attempt (8.42) ... Opened season with four straight games with a passer rating of 115.0 or better, joining L.A. Rams' John Hadl as only players to do that since 1973, the NFL's first year of using passer ratings ... Ranks sixth among active passers in best ratio of TD passes to INTs (14.5-to-1) in red zone (87 TDs, six INTs).

**A 1-in-500 comeback:** In rallying the Bengals from a 24-7 fourth-quarter deficit to a 27-24 overtime win Oct. 11 vs. Seattle, Dalton pulled off a comeback unique since 2010. Since Week 15 of '10, when Philadelphia overcame a 21-point fourth-quarter deficit to defeat the N.Y. Giants, the Bengals-Seattle game is the only regular-season or postseason game leaguewide in which a team trailing by 17 or more in the fourth quarter has won. Through the end of the 2015 postseason, there have been 536 such instances since Philadelphia's win, with the Bengals owning the '1' in a 1-and-535 aggregate record. The winning percentage for teams down 17 or more in the final period is .0019 for the span. In the fourth quarter and OT vs. Seattle, Dalton threw a TD pass to Tyler Eifert, scored himself on a five-yard run and led two FG drives.

**2015 game-by-game:** Posted 115.9 passer rating Sept. 13 at Oakland, completing 25-for-34 (73.5 percent) for 269-2-0, both TDs going to TE Tyler Eifert ... On Sept. 20 vs. San Diego, registered a 126.1 rating with TD

passes to A.J. Green, Marvin Jones (45 yards) and Tyler Eifert ... Led a pair of fourth-quarter comebacks Sept. 27 at Baltimore, with TD passes of 80 and seven yards to A.J. Green that both erased deficits, the second pass providing final points in 28-24 win ... Passed at Baltimore for career-best 383 yards ... Logged 127.1 rating on Oct. 4 vs. Kansas City, with 55-yard TD pass to WR Brandon Tate ... Led comeback win Oct. 11 vs. Seattle (details in previous item, 'A 1-in-500 comeback') ... Posted a 118.6 rating Oct. 18 at Buffalo, completing 22-for-33 (66.7 percent) for 243 yards, with three TDs and no INTs ... On Nov. 1 at Pittsburgh, had only 64.7 rating, but led his third fourth-quarter comeback of the season, capping a 45-yard drive with a nine-yard TD pass to WR A.J. Green on third down for the eventual winning points with 2:57 to play ... On Nov. 5 vs. Cleveland, posted 139.8 rating and season-high completion percentage, passing 21-for-27 (77.8 percent) for 243-3-0, all three TDs going to Tyler Eifert ... Logged 121.4 rating Nov. 29 vs. St. Louis, completing 20-of-27 (74.1 percent) 233-3-1, with three TDs and one INT ... Passed an efficient 14-of-19 for 220-2-0 on Dec. 6 at Cleveland, good for a career-best rating of 146.8, and also scored his third rushing TD of the season ... On Dec. 13 vs. Pittsburgh, suffered thumb fracture while making the tackle after throwing an INT in first quarter, and finished three-for-five passing for 59-0-1 ... Inactive Dec. 20 at San Francisco, snapping streak of 77 consecutive regular-season starts, a Bengals record ... Also inactive for last two games and Wild Card playoff.

**Previous seasons: 2011—**As rookie, led four wins featuring fourth-quarter comebacks — vs. Buffalo, at Jacksonville, at Tennessee and vs. Cleveland ... Voted in December as first alternate to AFC Pro Bowl squad, and was named to team as replacement for New England's Tom Brady ... Became first NFL rookie QB to that point to start as many as eight wins and throw for 20 or more TDs ... Also to that point, became the first rookie QB not drafted in first round to start every game in 16-game NFL season ... Set Bengals rookie records for TD passes (20) and passing yards (3398) ... On Sept. 18 at Denver, Dalton and WR A.J. Green became first rookie pair in NFL history to combine for 10 completions in a game (still the only pair through 2015) ... On Oct. 2 vs. unbeaten Buffalo, led Bengals from 17-3 halftime deficit to 23-20 win, posting second-half performance that included 17-yard TD pass to Jermaine Gresham and a three-yard rushing score ... On Nov. 6 at Tennessee, completed third fourth-quarter comeback, throwing second-half TD passes of 15 yards to Jerome Simpson and five yards to Andre Caldwell as Bengals won 24-17 after trailing 17-14 after three quarters ... Led fourth-quarter comeback for fourth time on Nov. 27 vs. Cleveland, posting 105.6 passer rating as Bengals rallied from 17-7 halftime deficit to 23-20 win ... Passed 27-for-42 for 257-0-3 in Wild Card playoff on 1-7-12 at Houston. **2012—**Passed 329-for-528 (62.3 percent), for 3669 yards, with 27 TDs and 16 INTs (87.4 rating) ... Also had four rushing TDs ... Ranked third in AFC in TD passes ... Earned AFC Offensive Player of the Week award for Nov. 11 performance vs. N.Y. Giants, posting 127.6 rating while passing 21-for-30 for 199-4-0 ... On Dec. 2 at San Diego, ad-libbed go-ahead TD with six-yard rush late in fourth quarter, pivotal play in 20-13 win. **2013—**Led Bengals to 11-5 record and AFC North title ... Became only second Bengal to win three of NFL's monthly or weekly AFC awards in a season, joining S David Fulcher from 1989 ... Named AFC Offensive Player of Week for Oct. 13 at Buffalo and Dec. 8 vs. Indianapolis; also named AFC Offensive Player of the Month for October ... Averaged 116.8 passer rating over four games to win October monthly honor, as Bengals posted 4-0 record ... Topped 300-yard mark in passing for four straight games (Games 6-9), a Bengals record ... With 4293 passing yards, broke Carson Palmer's club record of 4131 ... With 33 TD passes, ranked second in AFC and broke Palmer's club record of 32 set in 2005 ... On Oct. 27 vs. Jets, went 19-for-30 for 325 yards with a career-high five TDs and one INT (125.7 passer rating), third consecutive game eclipsing 100 passer rating ... On Dec. 22 vs. Minnesota, posted 136.5 passer rating (27-for-38 for 366-4-0), hitting plus-four differential in TD passes to INTs for third time in career ... In Wild Card playoff on 1-5-14 vs. San Diego, passed 29-for-51 for 334-1-2. **2014—**Led Bengals to playoffs for fourth time in his four years as a pro ... Led a two-game sweep of division rival Baltimore, with fourth-quarter comebacks in both games ... Scored five TDs himself, tying Jack Thompson's 1979 record for Bengals QBs

(Andy Dalton, continued)

... Started Games 1-16 and Wild Card playoff, and named to Pro Bowl as injury replacement for Green Bay's Aaron Rodgers ... Had regular-season passer rating of 83.5, on 309-for-481 (64.2 percent) for 3398 yards with 19 TDs and 17 INTs ... Rushed for four TDs ... On Sept. 7 at Baltimore, his 77-yard TD pass to A.J. Green in fourth quarter lifted Bengals from 16-15 deficit to 23-16 win ... Posted a 116.6 passer rating on Sept. 14 vs. Atlanta, with 76-yard TD to Mohamed Sanu ... In Games 1-2, became first passer in Bengals history with completions of 75-plus yards in consecutive games ... On Sept. 21 vs. Tennessee, became only Bengals QB to catch a TD pass, besting CB Bliid Wreh-Wilson for a tough catch in the flat from WR Mohamed Sanu and sprinting 18 yards for the score ... Posted 143.9 passer rating Nov. 16 at New Orleans ... On Dec. 7 vs. Pittsburgh, scored on a 20-yard rush, longest rushing TD by a QB in Bengals history ... In Wild Card playoff on 1-5-15 at Indianapolis, passed 18-for-35 for 155-0-0, and rushed four-for-34.

College: Dalton was the key player in TCU's return to football prominence during his career ... Played four seasons (2007-10), seeing action

in 50 games with 49 starts ... A two-time Offensive Player of the Year in Mountain West Conference, he authored an MWC-record 42 victories and was tagged with only seven losses ... Set TCU records for pass attempts (1317), completions (812), passing yards (10,314) and TD passes (71) ... His TD/INT differential was plus-41 (71-30) ... Rushed for 1611 career yards and 22 additional TDs, and departed with new MWC record for total offense (11,925 yards) ... As a senior, led TCU to a No. 2 national ranking, after 13-0 season capped by Rose Bowl win over Wisconsin ... Named Offensive MVP in Rose Bowl.

Personal: Hometown is Katy, Texas, in Greater Houston ... Attended Katy High School, where he led team to a 14-1 record and Texas 5A finals berth as a senior ... Marketing major at TCU ... Following 2011 season, joined wife Jordan in establishing the Andy and Jordan Dalton Foundation, which conducts a wide range of community outreach efforts in the Cincinnati and Fort Worth, Texas areas ... The Foundation's has impacted more than 900,000 lives with its mission to provide opportunities, support, resources and life-changing experiences to seriously ill and physically challenged children ... The Daltons have a son, Noah.

## ANDY DALTON'S STATISTICS

			PASSING												
YEAR	TEAM	G-S	ATT	CMP	CMP%	YDS	YDS/ATT	TD	TD%	INT	INT%	LG	SKD-YDS	RAT	
2011	Cincinnati	16-16	516	300	58.1	3398	6.59	20	3.9	13	2.5	84	24-160	80.4	
2012	Cincinnati	16-16	528	329	62.3	3669	6.95	27	5.1	16	3.0	59t	46-229	87.4	
2013	Cincinnati	16-16	586	363	61.9	4293	7.33	33	5.6	20	3.4	82t	29-182	88.8	
2014	Cincinnati	16-16	481	309	64.2	3398	7.06	19	4.0	17	3.5	81t	21-124	83.5	
2015	Cincinnati	13-13	386	255	66.1	3250	8.42	25	6.5	7	1.8	80t	20-118	106.3	
CAREER		77-77	2497	1556	62.3	18,008	7.21	124	5.0	73	2.9	84	140-813	88.4	

		RUSHING					RECEIVING					SCORING					
YEAR	TEAM	ATT	YDS	AVG	LG	TD	NO	YDS	AVG	LG	TD	TD	TD-R	TD-P	TD-Rt	2-PtC	PTS
2011	Cincinnati	37	152	4.1	17	1	0	0	—	—	0	1	1	0	0	0	6
2012	Cincinnati	47	120	2.6	17	4	0	0	—	—	0	4	4	0	0	0	24
2013	Cincinnati	61	183	3.0	12	2	0	0	—	—	0	2	2	0	0	0	12
2014	Cincinnati	60	169	2.8	20t	4	1	18	18.0	18t	1	5	4	1	0	0	30
2015	Cincinnati	57	142	2.5	12	3	0	0	—	—	0	3	3	0	0	0	18
CAREER		262	766	2.9	20t	14	1	18	18.0	18t	1	15	14	1	0	0	90

ADDITIONAL STATISTICS: Dalton passed for one two-point conversion in 2014.

PASSING SINGLE-GAME HIGHS: ATTEMPTS—53 (10-31-13 at Miami). COMPLETIONS—33 (10-12-14 vs. Carolina). YARDS—383 (9-27-15 at Baltimore). TOUCHDOWNS—5 (10-27-13 vs. N.Y. Jets). INTERCEPTIONS—4 (12-29-13 vs. Baltimore). LONG—84 (9-18-11 at Denver). RATING (minimum 14 attempts)—146.8 (12-6-15 at Cleveland).

RUSHING SINGLE-GAME HIGHS: ATTEMPTS—8 (two times; most recently on 11-22-15 at Arizona). YARDS—48 (12-24-11 vs. Arizona). LONG—20 (two times; most recently on 12-7-14 vs. Pittsburgh [TD]). TOUCHDOWNS—2 (10-26-14 vs. Baltimore).

## POSTSEASON

			PASSING												
YEAR	TEAM	G-S	ATT	CMP	CMP%	YDS	YDS/ATT	TD	TD%	INT	INT%	LG	SKD-YDS	RAT	
2011	Cincinnati	1-1	42	27	64.3	257	6.12	0	0.0	3	7.1	36	4-33	51.4	
2012	Cincinnati	1-1	30	14	46.7	127	4.23	0	0.0	1	3.3	45	2-9	44.7	
2013	Cincinnati	1-1	51	29	56.9	334	6.55	1	2.0	2	3.9	49	3-8	67.0	
2014	Cincinnati	1-1	35	18	51.4	155	4.43	0	0.0	0	0.0	26	3-11	63.4	
2015	Cincinnati	0-0	DID NOT PLAY*												
CAREER		4-4	158	88	55.7	873	5.53	1	0.6	6	3.8	49	12-61	57.8	

		RUSHING					RECEIVING					SCORING					
YEAR	TEAM	ATT	YDS	AVG	LG	TD	NO	YDS	AVG	LG	TD	TD	TD-R	TD-P	TD-Rt	2-PtC	PTS
2011	Cincinnati	3	17	5.7	15	0	—	—	—	—	—	—	—	—	—	—	—
2012	Cincinnati	4	15	3.8	12	0	—	—	—	—	—	—	—	—	—	—	—
2013	Cincinnati	5	26	5.2	12	0	—	—	—	—	—	—	—	—	—	—	—
2014	Cincinnati	4	34	8.5	16	0	—	—	—	—	—	—	—	—	—	—	—
CAREER		16	92	5.8	16	0	—	—	—	—	—	—	—	—	—	—	—

\* NOTE: Dalton was inactive for one postseason game with Cincinnati in 2015.



## CAREER GAME-BY-GAME

		PASSING								RUSHING				
DATE	OPPONENT	ATT	CMP	YDS	SKD-YDS	TD	LG	INT	RAT	ATT	YDS	AVG	LG	TD
2011 / CINCINNATI														
9-11	at Cleveland	15	10	81	3-11	1	22	0	102.4	0	0	—	—	0
9-18	at Denver	41	27	332	2-22	2	84	0	107.0	2	3	1.5	5	0
9-25	SAN FRANCISCO	32	17	157	1-8	0	22	2	40.8	1	5	5.0	5	0
10-2	BUFFALO	36	18	298	2-11	1	58	2	64.4	3	12	4.0	6	1
10-9	at Jacksonville	33	21	179	2-17	2	37	1	85.3	0	0	—	—	0
10-16	INDIANAPOLIS	32	25	264	0-0	1	32	0	111.5	2	-1	-0.5	0	0
10-23	— BYE —													
10-30	at Seattle	29	18	168	1-8	2	43t	2	72.2	2	3	1.5	3	0
11-6	at Tennessee	39	22	217	1-7	3	25	0	97.9	3	4	1.3	3	0
11-13	PITTSBURGH	30	15	170	0-0	2	36t	2	61.8	0	0	—	—	0
11-20	at Baltimore	45	24	373	2-9	1	49	3	60.7	4	32	8.0	11	0
11-27	CLEVELAND	31	21	270	2-13	1	51	0	105.6	6	23	3.8	7	0
12-4	at Pittsburgh	24	11	135	3-24	1	43	0	77.6	2	6	3.0	4	0
12-11	HOUSTON	28	16	189	1-5	1	36	0	89.7	1	2	2.0	2	0
12-18	at St. Louis	26	15	179	1-6	0	55	1	62.8	2	-2	-1.0	-1	0
12-24	ARIZONA	31	18	154	2-18	2	19t	0	92.7	5	48	9.6	17	0
1-1	BALTIMORE	44	22	232	1-1	0	31	0	65.7	4	17	4.3	13	0
Postseason														
1-7	at Houston	42	27	257	4-33	0	36	3	51.4	3	17	5.7	15	0
2012 / CINCINNATI														
9-10	at Baltimore	37	22	221	4-28	0	27	1	65.3	3	11	3.7	6	0
9-16	CLEVELAND	31	24	318	6-23	3	50t	1	128.2	3	4	1.3	3	0
9-23	at Washington	27	19	328	2-16	3	59t	1	132.9	2	16	8.0	17	0
9-30	at Jacksonville	31	20	244	0-0	2	42	1	96.7	6	5	0.8	5	1
10-7	MIAMI	43	26	234	3-16	1	24	2	63.5	4	21	5.3	12	0
10-14	at Cleveland	46	31	381	2-19	3	57t	3	87.3	2	5	2.5	3	0
10-21	PITTSBURGH	28	14	105	0-0	1	17	1	56.4	1	-1	-1.0	-1	0
10-28	— BYE —													
11-4	DENVER	42	26	299	5-24	1	52	1	81.3	2	16	8.0	11	0
11-11	N.Y. GIANTS	30	21	199	0-0	4	56t	0	127.6	2	-2	-1.0	-1	0
11-18	at Kansas City	29	18	230	2-10	2	40	0	109.8	3	13	4.3	11	1
11-25	OAKLAND	30	16	210	2-16	3	48	0	109.0	4	5	1.3	8	0
12-2	at San Diego	38	25	211	1-0	1	19t	2	65.2	4	5	1.3	6t	1
12-9	DALLAS	33	20	206	5-16	1	25	1	76.1	1	0	0.0	0	0
12-13	at Philadelphia	27	13	127	6-35	1	19	0	74.2	8	18	2.3	11t	1
12-23	at Pittsburgh	41	24	278	6-25	0	25	2	58.8	0	0	—	—	0
12-30	BALTIMORE	15	10	78	2-1	1	17	0	101.5	2	4	2.0	3	0
Postseason														
1-5	at Houston	30	14	127	2-9	0	45	1	44.7	4	15	3.8	12	0
2013 / CINCINNATI														
9-8	at Chicago	33	26	282	1-5	2	45	2	97.2	2	2	1.0	3	0
9-16	PITTSBURGH	45	25	280	0-0	1	61	0	81.7	3	10	3.3	4	0
9-22	GREEN BAY	28	20	235	4-20	2	32	1	105.5	4	3	0.8	4	0
9-29	at Cleveland	42	23	206	2-3	0	29	1	58.2	4	13	3.3	10	0
10-6	NEW ENGLAND	27	20	212	4-33	0	28	1	81.1	6	25	4.2	9	0
10-13	at Buffalo	40	26	337	3-19	3	54	1	105.9	7	17	2.4	6	0
10-20	at Detroit	34	24	372	1-8	3	82t	0	135.9	1	6	6.0	6	0
10-27	N.Y. JETS	30	19	325	1-2	5	53	1	125.7	0	0	—	—	0
10-31	at Miami	53	32	338	5-36	0	26	3	55.4	5	12	2.4	10	0
11-10	at Baltimore	51	24	274	5-30	2	51t	3	52.2	6	22	3.7	12	0
11-17	CLEVELAND	27	13	93	0-0	3	25t	2	62.7	4	0	0.0	1	0
11-24	— BYE —													
12-1	at San Diego	23	14	190	0-0	1	50	1	83.6	3	9	3.0	11	0
12-8	INDIANAPOLIS	35	24	275	0-0	3	29t	0	120.5	5	11	2.2	8t	1
12-15	at Pittsburgh	44	25	230	1-8	2	19	0	86.4	4	20	5.0	9	0
12-22	MINNESOTA	38	27	363	2-18	4	41	0	136.2	1	10	10.0	10	0
12-29	BALTIMORE	36	21	281	0-0	2	53t	4	62.2	6	23	3.8	9	1
Postseason														
1-5	SAN DIEGO	51	29	334	3-8	1	49	2	67.0	5	26	5.2	12	0
2014 / CINCINNATI														
9-7	at Baltimore	38	25	301	0-0	1	77t	0	98.7	6	3	0.5	3	0
9-14	ATLANTA	23	15	252	0-0	1	76t	0	116.6	3	6	2.0	4	0
9-21	TENNESSEE	23	15	169	0-0	0	29	1	68.9	3	3	1.0	3	0
9-28	— BYE —													
10-5	at New England	24	15	204	1-8	2	37t	0	117.4	2	16	8.0	12	0
10-12	CAROLINA	43	33	323	1-3	2	34t	2	93.5	4	25	6.3	20	0
10-19	at Indianapolis	38	18	126	3-17	0	32	0	55.4	1	0	0.0	0	0
10-26	BALTIMORE	28	21	266	2-27	0	53	1	89.3	6	14	2.3	5	2
11-2	JACKSONVILLE	31	19	233	2-1	2	36	2	79.1	2	11	5.5	8	0
11-6	CLEVELAND	33	10	86	2-14	0	18	3	2.0	3	8	2.7	4	0
11-16	at New Orleans	22	16	220	1-1	3	38	0	143.9	5	12	2.4	11	0
11-23	at Houston	35	24	233	0-0	1	20	1	84.6	7	6	0.9	3	0
11-30	at Tampa Bay	27	19	176	2-11	1	30	3	60.6	3	7	2.3	5t	1
12-7	PITTSBURGH	29	21	302	2-5	2	81t	0	128.8	4	22	5.5	20t	1
12-14	at Cleveland	24	14	117	2-14	0	15	1	53.6	2	3	1.5	2	0
12-22	DENVER	26	17	146	0-0	2	22t	1	89.6	6	25	4.2	10	0
12-28	at Pittsburgh	38	27	244	3-23	2	19	2	83.7	3	8	2.7	5	0
Postseason														
1-4	at Indianapolis	35	18	155	3-11	0	26	0	63.4	4	34	8.5	16	0

		PASSING								RUSHING				
DATE	OPPONENT	ATT	CMP	YDS	SKD-YDS	TD	LG	INT	RAT	ATT	YDS	AVG	LG	TD
2015 / CINCINNATI														
9-13	at Oakland	34	25	269	0-0	2	31	0	115.9	4	1	0.3	3	0
9-20	SAN DIEGO	26	16	214	0-0	3	45t	0	126.1	5	10	2.0	6	0
9-27	at Baltimore	32	20	383	2-11	3	80t	1	122.3	5	10	2.0	7t	1
10-4	KANSAS CITY	24	17	321	0-0	1	55t	0	127.1	3	16	5.3	8	0
10-11	SEATTLE	44	30	331	4-21	2	44	1	95.9	7	18	2.6	6	1
10-18	at Buffalo	33	22	243	0-0	3	42	0	118.6	3	-2	-0.7	0	0
10-25	— BYE —													
11-1	at Pittsburgh	38	23	231	3-13	1	38	2	64.7	6	4	0.7	5	0
11-5	CLEVELAND	27	21	234	2-15	3	29	0	139.8	6	5	0.8	6	0
11-16	HOUSTON	38	22	197	4-15	0	26	1	61.0	4	31	7.8	11	0
11-22	at Arizona	39	22	315	4-37	2	42	0	99.8	8	34	4.3	12	0
11-29	ST. LOUIS	27	20	233	0-0	3	45	1	121.4	2	4	2.0	5	0
12-6	at Cleveland	19	14	220	1-6	2	57	0	146.8	4	11	2.8	4	1
12-13	PITTSBURGH	5	3	59	0-0	0	24	1	61.7	0	0	—	—	0
12-20	at San Francisco				INACTIVE						INACTIVE			
12-28	at Denver				INACTIVE						INACTIVE			
1-3	BALTIMORE				INACTIVE						INACTIVE			
Postseason														
1-9	PITTSBURGH				INACTIVE						INACTIVE			



## DANSBY, KARLOS

LB #56

**Height:** 6-3  
**Weight:** 251  
**College:** Auburn  
**Experience:** 13th-year player in 2016

**2015 games-starts:** 16-16  
**Career games-starts:** 180-172  
**Born:** 11-3-81  
**Hometown:** Birmingham, Ala.  
**Acquired:** FA'16

*Few players can approach Dansby's longtime record as an NFL playmaker, and he joins Bengals as a free agent for 2016 ... Ranks among NFL's all-time best in combo stat of sacks-plus-INTs, and joins Hall of Famers Bobby Bell and Derrick Brooks as only LBs with six career INTs for TDs ... Remained highly productive last year, in his 12th NFL season, leading Cleveland in tackles (108) and INTs (three), with two INTs for TDs ... Durable performer has started all but seven of his teams' games over last eight seasons ... Was twice designated as franchise player by Arizona, and started for Cardinals in Super Bowl XLIII vs. Pittsburgh ... Prized for being a contributor in all down-and-distance situations ... Has 41 career sacks, 19 INTs, 18 forced fumbles and 10 fumble recoveries.*

**Career transactions:** Selected by Arizona in second round of 2004 NFL Draft (33rd overall) ... Signed with Cardinals on 8-5-04 ... Designated as Cardinals franchise player on 2-14-08 ... Re-signed with Cardinals as designated franchise player on 4-17-08 ... Designated as Cardinals franchise player on 2-18-09 ... Re-signed with Cardinals as designated franchise player on 3-4-09 ... Signed with Miami as unrestricted free agent on 3-8-10 ... Contract terminated by Dolphins on 3-13-13 ... Signed as a free agent with Arizona on 5-13-13 ... Signed with Cleveland as unrestricted free agent on 3-13-14 ... Contract terminated by Browns on 3-16-16 ... Signed with Cincinnati as a free agent on 3-30-16.

**2015 highlights:** His 108 tackles led team by 27 ... Was first LB to lead Browns in INTs (three) since Tom Cousineau in 1983, and his two INTs for TDs tied Browns record ... Tied for team lead in tackles (eight) in win Sept. 20 vs. Tennessee, and had pass defended ... Led team in tackles (10) in win Oct. 11 at Baltimore ... Intercepted two Peyton Manning passes in OT loss Oct. 18 vs. Denver, including 35-yarder for TD that gave Browns 20-16 lead in fourth quarter ... Career-long 52-yard INT return, for a TD, against Matt Schaub on Nov. 30 vs. Baltimore.

**History calling:** With one more interception, Dansby will become only the fifth LB in NFL history with as many as 40 sacks (he has 41) and 20 INTs (he has 19) ... The four players currently in this category are Seth Joyner (52 sacks, 24 INTs), Ray Lewis (41.5-31), Wilber Marshall (45-23) and Brian Urlacher (41.5-22) ... Dansby has six INTs for TDs, and one more can make him the LB with the most in NFL history, breaking a tie with Hall of Famers Bobby Bell and Derrick Brooks.

**Now that's a winner:** In Arizona's 51-45 win vs. Green Bay in a 2009 Wild Card round playoff game, Dansby had the rare defender's accomplishment of scoring a game-winning TD in overtime. Just 1:18 into the extra period, he recovered an Aaron Rodgers fumble and went 17 yards for a TD. Dansby played a part in all three Packers turnovers in the game, as he also a forced a fumble that Arizona recovered and deflected a pass that the Cardinals intercepted.

**More from previous seasons:** **2004**—Second-round Arizona draft choice played in 15 games, with 12 starts, and earned spot on Pro Football Weekly All-Rookie team ... Had 68 tackles, and his three fumble recoveries led the team ... On Sept. 26 at Atlanta, made first start, had first sack (Michael Vick) and first fumble recovery (Vick) ... Logged first INT (off Matt Hasselbeck) on Oct. 24 vs. Seattle. **2005**—Led Cardinals in INTs (three), tied for lead in tackles-

for-loss (13) and ranked third in total tackles (86) and sacks (four) ... Had two INT returns for TDs, 18-yarder on Sept. 11 at N.Y. Giants (Eli Manning) and 11-yarder on Dec. 24 vs. Philadelphia (Mike McMahon). **2006**—Logged career-best eight sacks ... Missed Cardinals preseason schedule and season opener with an injury, but came back to play 14 games and start 10 ... Had three two-sack games — vs. Damon Huard on Oct. 8 vs. Kansas City, vs. Brad Johnson on Nov. 26 at Minnesota and vs. Philip Rivers on Dec. 31 at San Diego. **2007**—Led Cardinals in tackles (99) and forced fumbles (four) ... His three INTs led the front seven, and his 3.5 sacks ranked third on team ... Named NFC Defensive Player of the Week for Nov. 11 vs. Detroit, leading win with two INTs (off Jon Kitna), a forced fumble and a pass defended ... Career-best 15 tackles Oct. 7 at St. Louis. **2008**—Started 16 games for first time in his career, and started all four postseason games as Arizona advanced to Super Bowl XLIII vs. Pittsburgh ... Led team in tackles in regular season (119) and postseason (31), and also led in tackles-for-loss (10 in regular season, six in postseason) ... Led team in tackles (eight) in Super Bowl and intercepted a Ben Roethlisberger pass ... Named as a full-season defensive captain. **2009**—For second straight year, combined starting all Cardinals regular-season and postseason games with role as a defensive captain ... Led team in tackles (109) for third consecutive year ... Keyed playoff win vs. Green Bay (details in previous item, "Now that's a winner"). **2010**—Joined Miami as an unrestricted free agent ... Second on team in tackles (95) and sacks (three) ... In Dolphins debut, Sept. 12 at Buffalo, tied for team lead with eight tackles, including a sack. **2011**—Led Miami in solo tackles (87) and finished third overall (102) ... Tied for second on team in tackles-for-loss (10) ... Led 20-9 win Nov. 13 vs. Washington with 10 tackles, a sack and an INT. **2012**—Led Dolphins in tackles (134), a margin of 24 over second-place finisher ... Led by 21 in solos (101) ... Tied for second on team in passes defended (nine). **2013**—Returned to Arizona as free agent and earned second-team AP All-Pro honors ... His 122 tackles led the team by 47 ... In a rarity for a front-seven player, led team in INTs (career-best four) and total passes defended (career-best 19) ... Returned two INTs for TDs, 22 yards off Andrew Luck on Nov. 24 vs. Indianapolis and 23 yards off Kellen Clemens on Dec. 8 vs. St. Louis ... Became first player in Cardinals history with at least one sack and one INT in multiple games of a season. **2014**—Moved to Cleveland as unrestricted free agent and finished second on team in tackles (93) despite missing Games 11-14 due to knee injury ... Second on team in tackles-for-loss (10) and third in sacks (three) ... Helped Browns lead NFL in opponent passer rating (74.1) ... Late in game on Sept. 14 vs New Orleans, his sack of Drew Brees pushed Saints out of FG range and set up Browns drive for deciding score in 26-24 win.

**College:** Played three seasons (2001-03) at Auburn, with a redshirt year in 2000 ... Earned All-America and first-team All-SEC honors for his final season and was a finalist for the Butkus Award (nation's top LB) ... Saw action in 36 games, with 218 tackles, 10 sacks, eight INTs, seven forced fumbles and two fumble recoveries ... Opened his career as a safety, switched to LB after his first season.

**Personal:** Hometown is Birmingham, Ala. ... Attended Woodlawn High School, where he played LB and WR and earned all-state honors ... Sociology major at Auburn ... Active in community service, he has set up and spoken to numerous youth football camps for at-risk children ... Has launched a men's grooming products line, Montez-Renault, which was honored in 2015 by Men's Health magazine ... Enjoys bowling.

## KARLOS DANSBY'S STATISTICS

			DEFENSE							INTERCEPTIONS					SCORING				
YEAR	TEAM	G-S	ST	AT	TT	SKS-YDS	PD	FF	FR-YDS	NO	YDS	AVG	LG	TD	TD	TD-IntRt	TD-FRRt	S	PTS
2004	Arizona	15-12	55	13	68	5-26	5	0	3-0	1	2	2.0	2	0	0	0	0	0	0
2005	Arizona	15-15	81	22	103	4-32	4	2	2-0	3	31	10.3	18t	2	2	2	0	0	12
2006	Arizona	14-10	75	19	94	8-47	5	3	1-0	0	0	—	—	0	0	0	0	0	0
2007	Arizona	14-14	85	32	117	3.5-27	8	4	0-0	3	55	18.3	28	0	0	0	0	0	0
2008	Arizona	16-16	100	28	128	4-39	5	2	3-0	2	47	23.5	34	0	0	0	0	0	0
2009	Arizona	16-16	90	23	113	1-4	4	1	0-0	1	11	11.0	11	0	0	0	0	0	0
2010	Miami	14-13	79	17	96	3-20	4	2	0-0	0	0	—	—	0	0	0	0	0	0
2011	Miami	16-16	88	15	103	2-13	4	1	0-0	1	14	14.0	14	0	0	0	0	0	0
2012	Miami	16-16	100	33	133	1-9	9	0	0-0	0	0	—	—	0	0	0	0	0	0
2013	Arizona	16-16	119	16	135	6.5-49	21	1	1-0	4	48	12.0	23	2	2	2	0	0	12
2014	Cleveland	12-12	47	46	93	3-14	2	0	0-0	1	0	0.0	0	0	0	0	0	0	0
2015	Cleveland	16-16	62	46	108	0-0	6	2	0-0	3	93	31.0	52t	2	2	2	0	0	12
ARIZ. TOTALS		106-99	605	153	758	32-224	52	13	10-0	14	194	13.9	34	4	4	4	0	0	24
MIA. TOTALS		46-45	267	65	332	6-42	17	3	0-0	1	14	14.0	14	0	0	0	0	0	0
CLE. TOTALS		28-28	109	92	201	3-14	8	2	0-0	4	93	23.3	52t	2	2	2	0	0	12
CAREER		180-172	981	310	1291	41-280	77	18	10-0	19	301	15.8	52t	6	6	6	0	0	36

		SPECIAL TEAMS								KICKOFF RETURNS						PUNT RETURNS					
YEAR	TEAM	ST	AT	TT	FF	FR-YDS	BP	BFG	BXP	NO	YDS	AVG	FC	LG	TD	NO	YDS	AVG	FC	LG	TD
2004	Arizona	6	1	7	0	0-0	0	0	0	—	—	—	—	—	—	—	—	—	—	—	—
2005	Arizona	2	1	3	0	0-0	0	0	0	—	—	—	—	—	—	—	—	—	—	—	—
CAREER		8	2	10	0	0-0	0	0	0	—	—	—	—	—	—	—	—	—	—	—	—

## POSTSEASON

			DEFENSE							INTERCEPTIONS					SCORING				
YEAR	TEAM	G-S	ST	AT	TT	SKS-YDS	PD	FF	FR-YDS	NO	YDS	AVG	LG	TD	TD	TD-IntRt	TD-FRRt	S	PTS
2008	Arizona	4-4	28	9	37	0-0	3	0	0-0	1	-1	-1.0	-1	0	0	0	0	0	0
2009	Arizona	2-2	12	2	14	0-0	2	1	1-17	0	0	—	—	0	1	0	1	0	6
CAREER		6-6	40	11	51	0-0	5	1	1-17	1	-1	-1.-	-1	0	1	0	1	0	6

## 2015 REGULAR-SEASON GAME-BY-GAME

DATE	OPPONENT	DEFENSE									INTERCEPTIONS					
		ST	AT	TT	SKS-YDS	INT-YDS	PD	FF	FR-YDS	NO	YDS	AVG	LG	TD	TD	TD
9-13	at N.Y. Jets	4	3	7	0-0	0-0	0	0	0-0	0	0	—	—	0	0	0
9-20	TENNESSEE	4	4	8	0-0	0-0	1	0	0-0	0	0	—	—	0	0	0
9-27	OAKLAND	5	4	9	0-0	0-0	0	0	0-0	0	0	—	—	0	0	0
10-4	at San Diego	4	1	5	0-0	0-0	1	0	0-0	0	0	—	—	0	0	0
10-11	at Baltimore	3	7	10	0-0	0-0	0	0	0-0	0	0	—	—	0	0	0
10-18	DENVER	5	2	7	0-0	2-41	2	0	0-0	2	41	20.5	35t	1	0	0
10-25	at St. Louis	5	2	7	0-0	0-0	0	0	0-0	0	0	—	—	0	0	0
11-1	ARIZONA	5	3	8	0-0	0-0	0	1	0-0	0	0	—	—	0	0	0
11-5	at Cincinnati	8	3	11	0-0	0-0	0	0	0-0	0	0	—	—	0	0	0
11-15	at Pittsburgh	3	3	6	0-0	0-0	1	0	0-0	0	0	—	—	0	0	0
11-22	— BYE —															
11-30	BALTIMORE	3	1	4	0-0	1-52	1	0	0-0	1	52	52.0	52t	1	0	0
12-6	CINCINNATI	2	3	5	0-0	0-0	0	0	0-0	0	0	—	—	0	0	0
12-13	SAN FRANCISCO	1	1	2	0-0	0-0	0	0	0-0	0	0	—	—	0	0	0
12-20	at Seattle	4	6	10	0-0	0-0	0	0	0-0	0	0	—	—	0	0	0
12-27	at Kansas City	1	1	2	0-0	0-0	0	0	0-0	0	0	—	—	0	0	0
1-3	PITTSBURGH	5	2	7	0-0	0-0	0	1	0-0	0	0	—	—	0	0	0
TOTALS		62	46	108	0-0	3-93	6	2	0-0	3	93	31.0	52t	2		





## DAWSON, P.J.

**LB #47**

**Height:** 6-0  
**Weight:** 245  
**College:** Texas Christian  
**Experience:** 2nd-year player in 2016

**2015 games-starts:** 11-0  
**Career games-starts:** 11-0  
**Born:** 1-13-93  
**Hometown:** Dallas, Texas  
**Acquired:** D3b'15

*Known at TCU as one of college football's top defensive playmakers, Dawson has natural skills prized by the coaching staff and seeks a bigger role in 2016 after playing in 11 games as a rookie ... Earned multiple All-American honors in 2014 and was named Big 12 Defensive Player of the Year ... His 136 tackles led Big 12 in '14 and were most in a season by any player in era of Horned Frogs coach Gary Patterson (2000-present) ... Known as a "downhill player" who consistently attacks the line of scrimmage on run plays.*

**Career transactions:** Selected by Cincinnati in third round of 2015 NFL Draft (99th overall) ... Signed with Bengals on 5-18-15.

**2015 highlights:** Played in 11 games (Games 1-6, 8, 12 and 14-16) and in Wild Card playoff ... Inactive for the other five contests ... Logged five tackles on defense plus a pass defended, and had seven tackles (sixth on team) on special teams ... One tackle in brief defensive action in his NFL debut, Sept. 13 at Oakland ... On Oct. 11 vs Seattle, prevented a potential long punt return by WR Tyler Lockett with a solo tackle at the Seattle 37 in first quarter ... Two tackles on defense and one special teams stop Dec. 6 at Cleveland ...

Logged two tackles on defense and first career pass defended on Dec. 20 at San Francisco ... One special teams stop on Dec. 28 at Denver, on Jan. 3 vs. Baltimore and in Wild Card playoff on 1-9-16 vs. Pittsburgh.

**College:** Not highly recruited out of high school, where he played WR, Dawson rose to status at TCU as one of nation's top defensive playmakers after beginning college career in junior college ... Played three seasons (2012-14) at TCU after playing one year at Trinity Valley Community College (Athens, Texas) ... Logged 241 tackles at TCU, earning multiple All-America honors in 2014 while being named Big 12 Defensive Player of the Year ... His 136 tackles led Big 12 in '14 and were most in a season by any player in era of Horned Frogs coach Gary Patterson (2000-present) ... Logged four INTs as a senior, including 46-yarder for TD that gave Frogs the eventual winning points in 37-33 conquest of Oklahoma.

**Personal:** Hometown is Dallas, Texas ... Attended Skyline High School, where he played wide receiver ... Also competed as hurdler on track team ... Majored in Criminal Justice at TCU ... Nickname of P.J. is short for Paul Jr.

### P.J. DAWSON'S STATISTICS

			DEFENSE							INTERCEPTIONS						SCORING				
YEAR	TEAM	G-S	ST	AT	TT	SKS-YDS	PD	FF	FR-YDS	NO	YDS	AVG	LG	TD		TD	TD-IntRt	TD-FRRt	S	PTS
2015	Cincinnati	11-0	3	2	5	0-0	1	0	0-0	—	—	—	—	—		—	—	—	—	—
CAREER		11-0	3	2	5	0-0	1	0	0-0	—	—	—	—	—		—	—	—	—	—

		SPECIAL TEAMS									KICKOFF RETURNS							PUNT RETURNS						
YEAR	TEAM	ST	AT	TT	FF	FR-YDS	BP	BFG	BXP	NO	YDS	AVG	FC	LG	TD	NO	YDS	AVG	FC	LG	TD			
2015	Cincinnati	4	3	7	0	0-0	0	0	0	—	—	—	—	—	—	—	—	—	—	—	—			
CAREER		4	3	7	0	0-0	0	0	0	—	—	—	—	—	—	—	—	—	—	—	—			

### POSTSEASON


			DEFENSE							INTERCEPTIONS						SCORING				
YEAR	TEAM	G-S	ST	AT	TT	SKS-YDS	PD	FF	FR-YDS	NO	YDS	AVG	LG	TD		TD	TD-IntRt	TD-FRRt	S	PTS
2015	Cincinnati	1-0	0	0	0	0-0	0	0	0-0	—	—	—	—	—		—	—	—	—	—
CAREER		1-0	0	0	0	0-0	0	0	0-0	—	—	—	—	—		—	—	—	—	—

		SPECIAL TEAMS									KICKOFF RETURNS							PUNT RETURNS						
YEAR	TEAM	ST	AT	TT	FF	FR-YDS	BP	BFG	BXP	NO	YDS	AVG	FC	LG	TD	NO	YDS	AVG	FC	LG	TD			
2015	Cincinnati	1	0	1	0	0-0	0	0	0	—	—	—	—	—	—	—	—	—	—	—	—			
CAREER		1	0	1	0	0-0	0	0	0	—	—	—	—	—	—	—	—	—	—	—	—			

### 2015 REGULAR-SEASON GAME-BY-GAME

		DEFENSE									INTERCEPTIONS				
DATE	OPPONENT	ST	AT	TT	SKS-YDS	INT-YDS	PD	FF	FR-YDS		NO	YDS	AVG	LG	TD
9-13	at Oakland	0	1	1	0-0	0-0	0	0	0-0		—	—	—	—	—
9-20	SAN DIEGO	0	0	0	0-0	0-0	0	0	0-0		—	—	—	—	—
9-27	at Baltimore	0	0	0	0-0	0-0	0	0	0-0		—	—	—	—	—
10-4	KANSAS CITY	0	0	0	0-0	0-0	0	0	0-0		—	—	—	—	—
10-11	SEATTLE	0	0	0	0-0	0-0	0	0	0-0		—	—	—	—	—
10-18	at Buffalo	0	0	0	0-0	0-0	0	0	0-0		—	—	—	—	—
10-25	— BYE —														
11-1	at Pittsburgh														
11-5	CLEVELAND	0	0	0	0-0	0-0	0	0	0-0		—	—	—	—	—
11-16	HOUSTON														
11-22	at Arizona														
11-29	ST. LOUIS														
12-6	at Cleveland	1	1	2	0-0	0-0	0	0	0-0		—	—	—	—	—
12-13	PITTSBURGH														
12-20	at San Francisco	2	0	2	0-0	0-0	1	0	0-0		—	—	—	—	—
12-28	at Denver	0	0	0	0-0	0-0	0	0	0-0		—	—	—	—	—
1-3	BALTIMORE	0	0	0	0-0	0-0	0	0	0-0		—	—	—	—	—
TOTALS		3	2	5	0-0	0-0	1	0	0-0		—	—	—	—	—

DATE	OPPONENT	SPECIAL TEAMS								KICKOFF RETURNS							PUNT RETURNS						
		ST	AT	TT	FF	FR-YDS	BP	BFG	BXP	NO	YDS	AVG	FC	LG	TD		NO	YDS	AVG	FC	LG	TD	
9-13	at Oakland	0	0	0	0	0-0	0	0	0	—	—	—	—	—	—		—	—	—	—	—	—	
9-20	SAN DIEGO	0	1	1	0	0-0	0	0	0	—	—	—	—	—	—		—	—	—	—	—	—	
9-27	at Baltimore	0	0	0	0	0-0	0	0	0	—	—	—	—	—	—		—	—	—	—	—	—	
10-4	KANSAS CITY	0	0	0	0	0-0	0	0	0	—	—	—	—	—	—		—	—	—	—	—	—	
10-11	SEATTLE	1	0	1	0	0-0	0	0	0	—	—	—	—	—	—		—	—	—	—	—	—	
10-18	at Buffalo	1	0	1	0	0-0	0	0	0	—	—	—	—	—	—		—	—	—	—	—	—	
10-25	— BYE —																						
11-1	at Pittsburgh					INACTIVE																	
11-5	CLEVELAND	0	1	1	0	0-0	0	0	0	—	—	INACTIVE	—	—	—		—	—	—	—	—	—	
11-16	HOUSTON					INACTIVE						INACTIVE	—	—	—				INACTIVE	—	—	—	
11-22	at Arizona					INACTIVE						INACTIVE	—	—	—				INACTIVE	—	—	—	
11-29	ST. LOUIS					INACTIVE						INACTIVE	—	—	—				INACTIVE	—	—	—	
12-6	at Cleveland	1	0	1	0	0-0	0	0	0	—	—	—	—	—	—		—	—	—	—	—	—	
12-13	PITTSBURGH					INACTIVE						INACTIVE	—	—	—				INACTIVE	—	—	—	
12-20	at San Francisco	0	0	0	0	0-0	0	0	0	—	—	—	—	—	—		—	—	—	—	—	—	
12-28	at Denver	1	1	2	0	0-0	0	0	0	—	—	—	—	—	—		—	—	—	—	—	—	
1-3	BALTIMORE	0	0	0	0	0-0	0	0	0	—	—	—	—	—	—		—	—	—	—	—	—	
TOTALS		4	3	7	0	0-0	0	0	0	—	—	—	—	—	—		—	—	—	—	—	—	



## DEAN, DAVID

DT #71

Height: 6-1  
Weight: 302  
College: Virginia  
Experience: Rookie in 2016

2015 games-starts: 0-0  
Career games-starts: 0-0  
Born: 2-16-93  
Hometown: Virginia Beach, Va.  
Acquired: CFA'16

*College free agent signee was four-year letterman at Virginia and displayed good mix of strength and quickness, with ability to flash as inside pass rusher ... Strong hands player, able to achieve separation from blockers ... His career total of 25.5 tackles-for-loss ranks fourth all time among UVA defensive tackles.*


Career transactions: Signed with Cincinnati as a college free agent on 5-6-16.

More college highlights: Played four seasons (2012-15) at Virginia ... Played in 47 games, with 25 starts ... Earned All-Atlantic Coast Conference honorable mention in each of his last two seasons. **2015**—Started all 12 games, with 49 tackles, including 4.5 sacks ... Nine tackles-for-loss, one forced fumble and three passes defended ... Co-winner of team's Iron Cavalier award, for performance and dedication in weight room ... Had key tackle for loss

in overtime to set up winning score vs. Syracuse ... Earned an invite to East-West Shrine game. **2014**—Started all 12 games, with 40 tackles, eight tackles-for-loss, one sack and one INT ... Helped defense rank 20th nationally in fewest rushing yards allowed per game (120.7) ... Had four tackles and a forced fumble vs. then-No. 2 Florida State. **2013**—Appeared in 12 games, with 11 starts ... Logged 49 tackles, four sacks, a forced fumble and a pass defended. **2012**—Appeared in 11 games, recording one sack. **2011**—Redshirted.

High school: Attended Green Run High School in Virginia Beach, Va., where he was ranked No. 19 DT in nation by ESPN.com ... Four-year starter who logged 65 tackles and 11 sacks as a senior ... Also a standout in baseball.

Personal: Hometown is Virginia Beach, Va. ... Recognized during his UVA career on the ACC Academic Honor Roll.



## DENNARD, DARQUEZE

**CB #21**

**Height:** 5-11  
**Weight:** 198  
**College:** Michigan State  
**Experience:** 3rd-year player in 2016

**2015 games-starts:** 10-1  
**Career games-starts:** 24-1  
**Born:** 10-10-91  
**Hometown:** Dry Branch, Ga.  
**Acquired:** D1'14

*First-round 2014 draft selection showed excellent progress in 2015, but was lost for remainder of season in Game 10, Nov. 22 at Arizona, due to shoulder separation ... Arizona game had marked his first NFL start ... Closed season with 16 tackles, one INT, three total passes defended and four special teams tackles ... Played mostly on special teams as a rookie, finishing second on team in special teams tackles (10) ... Started 38 games for Michigan State over his final three seasons, and in 2013 he helped lead the Spartans to No. 1 national rankings in fewest yards allowed per game and lowest third-down conversion percentage.*

**Career transactions:** Selected by Cincinnati in first round of 2014 NFL Draft (24th overall) ... Signed with Bengals on 6-12-14.

**2015 highlights:** Played in Games 1-10, but placed Nov. 27 on Reserve/Injured list, due to shoulder injury suffered in his first career start, Nov. 22 at Arizona ... On Sept. 13 at Oakland, had perfectly timed hit on WR Seth Davis for a third-down pass defended, and also had three tackles ... On Oct 4 vs. Kansas City, helped fill the void from injury to Adam Jones, logging a season-best six tackles, plus a third-down pass defended in fourth quarter that forced the Chiefs to settle for a 29-yard FG ... On Oct. 11 vs Seattle, logged two tackles and teamed with WR Brandon Tate to down a punt at the Seattle two in the second quarter ... Recorded first career INT on Oct. 18 at Buffalo with a graceful leaping grab of an E.J. Manuel pass in the second quarter, and he returned it 10 yards to Buffalo 45 ... On Nov. 22 at Arizona, logged two tackles before leaving game in early third quarter with shoulder injury.

**2014:** Played in 14 games (Games 2-7 and 9-16) as a rookie, and also played in Wild Card playoff at Indianapolis ... Inactive for Games 1 (hip) and 8 (hamstring) ... Logged seven tackles on defense (one for loss) in regular season ... Made NFL debut on Sept. 14 vs. Atlanta on special teams, with one tackle ... Played on defense for first time on Sept. 21 vs. Tennessee, and logged two tackles, including a three-yard sack of Jake Locker ... One tackle on defense, a pass defended, and one special teams tackle on Nov. 16 at New Orleans ... Led

team with two special teams tackles on Dec. 7 vs. Pittsburgh ... In Wild Card playoff on 1-5-15 at Indianapolis, had two tackles on defense and forced a fumble by RB Daniel Herron.

**One game matters:** Despite lettering four years at Twiggs County High School (Jeffersonville, Ga.) — and helping lead the team to an 11-2 record as a senior — Dennard went virtually unrecruited by colleges. He did not have a viable scholarship offer, even from a junior college, entering his final prep game. But fate cast him in that last game against Dooly County High and WR Keith Mumphrey, who had already signed with Michigan State. MSU assistant coaches, on hand to watch Mumphrey, saw Dennard post an outstanding performance against Mumphrey, and they convinced head coach Mark Dantonio to sign him. "I probably wouldn't have played any more football (if not for that game)," Dennard says. "I'd still be around the Macon (Ga.) area, working a nine-to-five."

**College:** Played four seasons (2010-13) at Michigan State, playing 44 games with 40 starts ... Started 38 games over his final three seasons, and in 2013 he helped lead the Spartans to No. 1 national rankings in fewest yards allowed per game and lowest third-down conversion percentage ... USA Today first-team All-American as senior in '13, and was named winner of Thorpe Award, given annually to college football's top DB ... Totaled 167 career tackles, 10 INTs, 30 total passes defended, three forced fumbles, a fumble recovery and a blocked FG ... Earned reputation as a strong tackler against the run ... In 2013, became first MSU CB to earn first-team All-America since Harlon Barnett (Cincinnati native from Princeton High School) in 1989 ... First MSU player to win the Thorpe Award since its 1986 inception.

**Personal:** Hometown is Dry Branch, Ga. ... Lettered in football, basketball and track at Twiggs County High School (Jeffersonville, Ga.) ... Two-way player in prep football, seeing action at WR and CB ... Communications major at Michigan State ... First name is pronounced "dar-KWEZ" and last name is pronounced "deh-NARD."

### DARQUEZE DENNARD'S STATISTICS

			DEFENSE							INTERCEPTIONS					SCORING							
YEAR	TEAM	G-S	ST	AT	TT	SKS-YDS	PD	FF	FR-YDS	NO	YDS	AVG	LG	TD	TD	TD-IntRt	TD-FRRt	S	PTS			
2014	Cincinnati	14-0	6	1	7	1-3	1	0	0-0	0	0	—	—	0	—	—	—	—	—			
2015	Cincinnati	10-1	12	4	16	0-0	3	0	0-0	1	10	10.0	10	0	—	—	—	—	—			
CAREER		24-1	18	5	23	1-3	4	0	0-0	1	10	10.0	10	0	—	—	—	—	—			
			SPECIAL TEAMS							KICKOFF RETURNS					PUNT RETURNS							
YEAR	TEAM		ST	AT	TT	FF	FR-YDS	BP	BFG	BXP	NO	YDS	AVG	FC	LG	TD	NO	YDS	AVG	FC	LG	TD
2014	Cincinnati		8	2	10	0	0-0	0	0	0	—	—	—	—	—	—	—	—	—	—	—	—
2015	Cincinnati		2	2	4	0	0-0	0	0	0	—	—	—	—	—	—	—	—	—	—	—	—
CAREER			10	4	14	0	0-0	0	0	0	—	—	—	—	—	—	—	—	—	—	—	—

### POSTSEASON


			DEFENSE							INTERCEPTIONS						SCORING				
YEAR	TEAM	G-S	ST	AT	TT	SKS-YDS	PD	FF	FR-YDS	NO	YDS	AVG	LG	TD		TD	TD-IntRt	TD-FRRt	S	PTS
2014	Cincinnati	1-0	2	0	2	0-0	0	1	0-0	—	—	—	—	—		—	—	—	—	—
2015	Cincinnati	0-0				DID NOT PLAY*														
CAREER		1-0	2	0	2	0-0	0	1	0-0	—	—	—	—	—		—	—	—	—	—

\* NOTE: Dennard was on the Reserve/Injured list for one postseason game with Cincinnati in 2015.



## 2015 REGULAR-SEASON GAME-BY-GAME

		DEFENSE								INTERCEPTIONS											
DATE	OPPONENT	ST	AT	TT	SKS-YDS	INT-YDS	PD	FF	FR-YDS	NO	YDS	AVG	LG	TD							
9-13	at Oakland	3	0	3	0-0	0-0	1	0	0-0	0	0	—	—	0							
9-20	SAN DIEGO	0	0	0	0-0	0-0	0	0	0-0	0	0	—	—	0							
9-27	at Baltimore	0	0	0	0-0	0-0	0	0	0-0	0	0	—	—	0							
10-4	KANSAS CITY	4	2	6	0-0	0-0	1	0	0-0	0	0	—	—	0							
10-11	SEATTLE	2	0	2	0-0	0-0	0	0	0-0	0	0	—	—	0							
10-18	at Buffalo	0	1	1	0-0	1-10	1	0	0-0	1	10	10.0	10	0							
10-25	— BYE —																				
11-1	at Pittsburgh	0	0	0	0-0	0-0	0	0	0-0	0	0	—	—	0							
11-5	CLEVELAND	1	0	1	0-0	0-0	0	0	0-0	0	0	—	—	0							
11-16	HOUSTON	0	1	1	0-0	0-0	0	0	0-0	0	0	—	—	0							
11-22	at Arizona	2	0	2	0-0	0-0	0	0	0-0	0	0	—	—	0							
11-29	ST. LOUIS				RESERVE / INJURED					RESERVE / INJURED											
12-6	at Cleveland				RESERVE / INJURED					RESERVE / INJURED											
12-13	PITTSBURGH				RESERVE / INJURED					RESERVE / INJURED											
12-20	at San Francisco				RESERVE / INJURED					RESERVE / INJURED											
12-28	at Denver				RESERVE / INJURED					RESERVE / INJURED											
1-3	BALTIMORE				RESERVE / INJURED					RESERVE / INJURED											
TOTALS		12	4	16	0-0	1-10	3	0	0-0	1	10	10.0	10	0							
		SPECIAL TEAMS								KICKOFF RETURNS						PUNT RETURNS					
DATE	OPPONENT	ST	AT	TT	FF	FR-YDS	BP	BFG	BXP	NO	YDS	AVG	FC	LG	TD	NO	YDS	AVG	FC	LG	TD
9-13	at Oakland	2	0	2	0	0-0	0	0	0	—	—	—	—	—	—	—	—	—	—	—	—
9-20	SAN DIEGO	0	1	1	0	0-0	0	0	0	—	—	—	—	—	—	—	—	—	—	—	—
9-27	at Baltimore	0	0	0	0	0-0	0	0	0	—	—	—	—	—	—	—	—	—	—	—	—
10-4	KANSAS CITY	0	0	0	0	0-0	0	0	0	—	—	—	—	—	—	—	—	—	—	—	—
10-11	SEATTLE	0	0	0	0	0-0	0	0	0	—	—	—	—	—	—	—	—	—	—	—	—
10-18	at Buffalo	0	0	0	0	0-0	0	0	0	—	—	—	—	—	—	—	—	—	—	—	—
10-25	— BYE —																				
11-1	at Pittsburgh	0	0	0	0	0-0	0	0	0	—	—	—	—	—	—	—	—	—	—	—	—
11-5	CLEVELAND	0	1	1	0	0-0	0	0	0	—	—	—	—	—	—	—	—	—	—	—	—
11-16	HOUSTON	0	0	0	0	0-0	0	0	0	—	—	—	—	—	—	—	—	—	—	—	—
11-22	at Arizona	0	0	0	0	0-0	0	0	0	—	—	—	—	—	—	—	—	—	—	—	—
11-29	ST. LOUIS				RESERVE / INJURED					RESERVE / INJURED						RESERVE / INJURED					
12-6	at Cleveland				RESERVE / INJURED					RESERVE / INJURED						RESERVE / INJURED					
12-13	PITTSBURGH				RESERVE / INJURED					RESERVE / INJURED						RESERVE / INJURED					
12-20	at San Francisco				RESERVE / INJURED					RESERVE / INJURED						RESERVE / INJURED					
12-28	at Denver				RESERVE / INJURED					RESERVE / INJURED						RESERVE / INJURED					
1-3	BALTIMORE				RESERVE / INJURED					RESERVE / INJURED						RESERVE / INJURED					
TOTALS		2	2	4	0	0-0	0	0	0	—	—	—	—	—	—	—	—	—	—	—	—



## DiMANCHE, JAYSON

LB #51

**Height:** 6-1  
**Weight:** 235  
**College:** Southern Illinois  
**Experience:** 3rd-year player in 2016

**2015 games-starts:** 1-0 (0-0 K.C.; 1-0 Cle.)  
**Career games-starts:** 29-1  
**Born:** 9-22-90  
**Hometown:** Hamilton, N.J.  
**Acquired:** FA'15

*A third-year pro for 2016, DiManche looks to continue a Bengals career that covered 28 games (one start) and one postseason game over 2013-14 ... Waived from Cincinnati's Reserve/Injured list just before the 2015 season opener, he spent regular-season time with Cleveland before signing to Bengals practice squad the week of Cincinnati's Wild Card playoff game ... Signed after the playoff to Bengals' 2016 offseason roster ... In his first two Bengals seasons, totaled 13 tackles on defense and 15 on special teams, plus a blocked punt and a special teams forced fumble.*

**Career transactions:** Signed with Cincinnati as college free agent on 4-30-13 ... Waived (injured) by Bengals on 9-5-15 ... Reverted to Bengals (Reserve/Injured list) after clearing waivers on 9-6-15 ... Waived by Bengals (injury settlement) on 9-11-15 ... Signed to Kansas City practice squad on 10-13-15 ... Signed to Cleveland roster on 10-20-15 ... Waived by Browns on 11-9-15 ... Signed to Brown practice squad on 11-11-15 ... Re-signed to Browns roster on 12-23-15 ... Waived by Browns on 12-31-15 ... Signed to Cincinnati practice squad on 1-5-16 ... Signed to Bengals roster on 1-11-16.

**2015 recap:** Opened training camp with Bengals and played in all four preseason games, leading team in special teams tackles (five) while logging two stops on defense ... Suffered knee injury in preseason finale, Sept. 3 at Indianapolis, and released in Waived/Injured category on Sept. 5 ... Reverted to Bengals' Reserve/Injured list, and was waived from R/I with an injury settlement on Sept. 11 ... On Kansas City practice squad for Game 6 ... Signed to Cleveland roster prior to Game 7, Oct. 25 at St. Louis, and played (no statistics) against Rams ... Inactive for Browns for Games 8 and 15 ... On Browns practice squad for Games 10-14 ... Waived by Browns prior to Game 16 ... Signed to Bengals practice squad prior to Wild Card playoff.

**Previous seasons:** **2013**—Only rookie college free agent to make Bengals opening roster, he played in every regular-season game and in the Wild Card playoff ... Second on team in regular season in special teams tackles (12), and blocked a punt ... Six tackles on defense and one pass defended ... Saw first action on defense Oct. 27 vs. N.Y. Jets (two tackles), and also had two tackles

on special teams ... Blocked a Spencer Lanning punt in second quarter on Nov. 17 vs. Cleveland, and teammate Tony Dye returned it 24 yards for a TD ... On Dec. 1 at San Diego, teamed with CB Dre Kirkpatrick to down a 75-yard punt at Chargers four ... Three tackles and a pass defended Dec. 15 at Pittsburgh, seeing increased action on defense due to injury to LB James Harrison. **2014**—Played for Bengals in Games 1-12 ... Had seven tackles on defense and three on special teams, and also had special teams FF ... Started at SLB (only career start) on Oct. 19 at Indianapolis, replacing injured Emmanuel Lamur, and logged seven tackles (one for-loss) ... On Nov. 16 at New Orleans, forced a fumble by punt returner Brandin Cooks (Saints recovered) ... Suffered forearm fracture Nov. 30 at Tampa Bay and missed the remainder of season and postseason.

**College:** Played four seasons (2009-12) at Southern Illinois, with a redshirt year in 2008 ... Consistently wreaked havoc in offensive backfields in the FCS ranks, logging 38 tackles for loss and 16.5 sacks ... Second-team All-Missouri Valley Football Conference performer as a senior, when he ranked second in conference in both sacks (eight) and TFLs (15) ... Named team captain as a senior ... Started all 11 games at linebacker en route to being a second team All-MVFC selection as a senior ... Recorded a tackle for loss in 10 different games and a sack in eight different games.

**Personal:** Hometown is Hamilton, N.J. ... Attended Hamilton West High School, where he earned second-team all-state honors as senior ... Won team's defensive MVP and Hardest Hitter Awards ... Also a member of basketball and track and field teams ... Earned degree from Southern Illinois in communications, with a minor in marketing ... Twice named to MVFC Academic Honor Roll ... Served as summer intern in 2012 in media services office of Saluki Athletics ... Made offseason speaking visits in 2014 to his former elementary school and high school ... Enjoys traveling ... Last name is pronounced "dih-MAHNCH."

**NOTE ABOUT NFL EXPERIENCE:** DiManche did not earn an accrued year of experience toward NFL free agency in 2015 because he was not on a 53-player roster, a Reserve/Injured list or a Reserve/Physically Unable to Perform list for the required minimum of six games.

### JAYSON DIMANCHE'S STATISTICS


YEAR	TEAM	G-S	DEFENSE							INTERCEPTIONS						SCORING				
			ST	AT	TT	SKS-YDS	PD	FF	FR-YDS	NO	YDS	AVG	LG	TD		TD	TD-IntRt	TD-FRRt	S	PTS
2013	Cincinnati	16-0	3	3	6	0-0	1	0	0-0	—	—	—	—	—	—	—	—	—	—	—
2014	Cincinnati	12-1	4	3	7	0-0	0	0	0-0	—	—	—	—	—	—	—	—	—	—	—
2015	Kansas City	0-0				DID NOT PLAY*				DID NOT PLAY*						DID NOT PLAY*				
	Cleveland	1-0	0	0	0	0-0	0	0	0-0	—	—	—	—	—	—	—	—	—	—	—
	Cincinnati	0-0				DID NOT PLAY*				DID NOT PLAY*						DID NOT PLAY*				
CIN. TOTALS		28-1	7	6	13	0-0	1	0	0-0	—	—	—	—	—	—	—	—	—	—	—
CLE. TOTALS		1-0	0	0	0	0-0	0	0	0-0	—	—	—	—	—	—	—	—	—	—	—
CAREER		29-1	7	6	13	0-0	1	0	0-0	—	—	—	—	—	—	—	—	—	—	—

YEAR	TEAM	SPECIAL TEAMS									KICKOFF RETURNS						PUNT RETURNS					
		ST	AT	TT	FF	FR-YDS	BP	BFG	BXP		NO	YDS	AVG	FC	LG	TD	NO	YDS	AVG	FC	LG	TD
2013	Cincinnati	8	4	12	0	0-0	1	0	0	—	—	—	—	—	—	—	—	—	—	—	—	—
2014	Cincinnati	2	1	3	1	0-0	0	0	0	—	—	—	—	—	—	—	—	—	—	—	—	—
CAREER		10	5	15	1	0-0	1	0	0	—	—	—	—	—	—	—	—	—	—	—	—	—

### POSTSEASON

YEAR	TEAM	G-S	DEFENSE							INTERCEPTIONS						SCORING				
			ST	AT	TT	SKS-YDS	PD	FF	FR-YDS	NO	YDS	AVG	LG	TD		TD	TD-IntRt	TD-FRRt	S	PTS
2013	Cincinnati	1-0	0	0	0	0-0	0	0	0-0	—	—	—	—	—	—	—	—	—	—	—
2014	Cincinnati	0-0				DID NOT PLAY*				DID NOT PLAY*						DID NOT PLAY*				
2015	Cincinnati	0-0				DID NOT PLAY*				DID NOT PLAY*						DID NOT PLAY*				
CAREER		1-0	0	0	0	0-0	0	0	0-0	—	—	—	—	—	—	—	—	—	—	—

\* NOTE: DiManche was on the Reserve/Injured list for one postseason game with Cincinnati in 2014. In 2015, he was on the practice squad for two regular-season games with Kansas City and one postseason game with Cincinnati (he was not with Cincinnati during regular season).



## DUNLAP, CARLOS

DE #96

Height: 6-6

Weight: 280

College: Florida

Experience: 7th-year player in 2016

2015 games-starts: 16-16

Career games-starts: 86-49

Born: 2-28-89

Hometown: North Charleston, S.C.

Acquired: D2'10

*An athletic 280-pounder with a big wingspan, Dunlap is a naturally gifted playmaker with statistics to bear it out ... Led team in 2015 with career-best 13.5 sacks, ranked fourth in the NFL and third in the AFC, the best-ever rankings by a Bengal ... Logged team's 2015 single-game high of three sacks on Dec. 28 at Denver ... His 13.5 sacks rank second in Bengals history, surpassing Eddie Edwards' 13.0 in 1983 and trailing only Coy Bacon's 22.0 in 1976 (14-game season) ... Dunlap's previous high sacks total was 9.5 as a rookie in 2010 ... Entering his seventh season in 2016, he is roster leader in career sacks (49.0), ranked fourth in club history ... Has 12 career forced fumbles, eight fumble recoveries, 26 passes defended and four blocked FGs ... Has scored two career TDs, on a 35-yard fumble return and a 14-yard INT return ... Excels not only on pass pressure, but as a downfield pursuer trailing runs and screen passes ... His agility and speed convinced his high school coaches to use him as a 240-pound kickoff returner, and he had a 95-yard TD.*

**Career transactions:** Selected by Cincinnati in second round of 2010 NFL Draft (54th overall) ... Signed with Bengals on 7-28-10 ... Signed contract extension with Bengals on 7-16-13.

**Pro Bowl participation:** Earned first Pro Bowl nod for 2015 season game at Honolulu, added to roster after being voted a first alternate ... Had one tackle and one pass defended, playing for victorious Team Irvin.

**2015 general:** Started at LDE in Games 1-16 and Wild Card playoff ... Led D-line in tackles (55) in regular season ... Led team in QB hits (31), ranked second in total tackles-for-loss (16), and had two blocked FGs ... Tied with 49ers' Quinton Dial for most blocked FGs in NFL ... His three sacks at Denver were most by Bengal since LB Vincent Rey had three on 11-10-13 at Baltimore.

**Unique honor:** Dunlap was named AFC Special Teams Player of the Week for his performance in a Dec. 20 win at San Francisco. He blocked a 41-yard FG attempt by veteran Phil Dawson in the fourth quarter, effectively ending San Francisco's remaining comeback hopes in an eventual 24-14 Cincinnati win. Dunlap is the first Bengal not a kicker or kick returner to win a Special Teams Player of the Week award. Dunlap also had a game-changing defensive play against the 49ers. Midway through the second quarter of a scoreless game, he stripped the ball from WR Anquan Boldin and returned it 21 yards to the San Francisco 11, setting up the contest's first score.

**More 2015 highlights:** Had six-yard sack of Matt McGloin Sept. 13 at Oakland ... On Sept. 20 vs. San Diego, his six-yard sack of Philip Rivers in third quarter helped Bengals hold Chargers to missed FG after fumble recovery in Bengals territory ... On Sept. 27 at Baltimore, led line with five tackles (two for-loss), and his pass pressure helped force Joe Flacco into an intentional grounding penalty in fourth quarter ... On Oct. 4 vs. Kansas City, sacked Alex Smith for eight yards ... On Oct. 11 vs. Seattle, spurred comeback win by forcing Seahawk punts with a fourth-quarter solo sack of Russell Wilson and an overtime shared sack ... Totaled six QB hits vs. Seattle, the team season-high ... On Oct. 18 at Buffalo, had 1.5 sacks of E.J. Manuel ... On Nov. 5 vs. Cleveland, had two sacks of Johnny Manziel in fourth quarter, for 16 combined yards ... Logged four tackles and four QB hits Nov. 29 vs. St. Louis ... On Dec. 6 at Cleveland, logged a five-yard sack of Austin Davis, an eight-yard tackle for loss, a forced fumble (Bengals recovered) and a blocked a 47-yard FG attempt ... Led line in tackles (four) on Dec. 13 vs. Pittsburgh, including third-down sack of Ben Roethlisberger ... Details on Dec. 20 at San Francisco are in previous item, "Unique honor" ... On Dec. 28 at Denver, logged six tackles, including three sacks of Brock Osweiler for a combined loss of 22 yards, and had one additional QB hit ... In Wild Card playoff on 1-9-16 vs. Pittsburgh, his three tackles included a shared sack, and he had a pass defended and one additional QB hit.

**Previous seasons:** 2010—A Pro Football Weekly all-rookie team selection, Dunlap contested Detroit DT Ndamukong Suh for the league's rookie sacks title, posting Bengals rookie record of 9.5 ... Lost the rookies sacks crown when Suh went to 10 with a zero-yard sack late in fourth quarter in Week 17 ...

Dunlap eclipsed former Bengals rookie sack record of 8.5, set by DE Justin Smith in 2001 ... All of Dunlap's sacks came in last eight games, including 8.5 in last six games ... Became first rookie to lead team in sacks for season since 1990, when LB James Francis led with eight ... On Nov. 14 at Indianapolis, brought down Peyton Manning for first career sack. **2011**—His sack total dipped to 4.5, from 9.5 as a rookie, but despite missing four games he still led team in QB pressures (27) and had an impressive fumble return for key TD ... Played in 12 games and in Wild Card playoff ... Missed Games 9 and 11-13 due to hamstring injury ... On Oct. 16 at Indianapolis, with Colts looking to erase a 20-17 Bengals lead in the fourth quarter, Dunlap scooped a Pierre Garcon fumble at the Colts 35 and ran for a game-clinching TD ... On Nov. 6 at Tennessee, had two sacks of Matt Hasselbeck, for 22 yards. **2012**—Began action in Game 3, after missing time in rehab from a preseason knee injury ... Had a 14-yard INT return for a TD to seal Dec. 30 win vs. Baltimore ... Named AFC Defensive Player of the Week for his performance Dec. 2 at San Diego, when he forced fumbles on each of his two sacks, recovering one late in the game to help preserve win ... Tied for team lead in both forced fumbles (four) and fumble recoveries (three) ... His seven combined fumbles forced and recovered led the team by three ... Had 27 QB pressures (second on team) and five tackles-for-loss ... On Sept. 23 at Washington, set up Bengals TD when he forced a fumble by Robert Griffin III and recovered it at Redskins 12. **2013**—Played in all 16 games for first time in career, with 15 starts at LDE, and made first postseason start ... Logged 70 tackles, with 7.5 sacks (tied for team lead) ... His 10 passes defended led D-line ... Led team in forced fumbles (four) and QB pressures (34), and tied for second with seven tackles-for-loss ... On Sept. 29 at Cleveland, deflected 51-yard Billy Cundiff FG try ... On Oct. 6 vs. New England, forced LeGarrette Blount fumble (recovered by Bengals) ... Provided major momentum shift in win Oct. 20 at Detroit, blocking 34-yard David Akers FG attempt late in second quarter to prevent Lions from making a third straight unanswered score, and offense responded with TD for 14-10 lead ... On Oct. 31 at Miami, ran down RB Lamar Miller after 41-yard gain to Bengals 11, forcing fumble that Cincinnati's Adam Jones recovered in end zone and returned 43 yards ... On Nov. 10 at Baltimore, had sacks of nine and eight yards against Joe Flacco ... On Dec. 22 vs. Minnesota, returned a Matt Cassel fumble 42 yards to Vikings four in first quarter, setting up a TD. **2014**—Started at LDE in Games 1-16 and in Wild Card playoff ... Led team in sacks (eight), tackles-for-loss (17), QB hits (27), forced fumbles (two) and combined fumbles forced-and-recovered (three) ... Led D-line in tackles (66), a personal career first, and also led D-line in passes defended (five) ... Had 10-yard sack of Matt Ryan on Sept. 14 vs. Atlanta, and credited with four total QB hits ... In shutout win Dec. 14 at Cleveland, tied for team lead with six tackles (two for-loss), including a seven-yard sack of Johnny Manziel ... Led line with four tackles (one for-loss), including a five-yard sack of Peyton Manning, in playoff-clinching win Dec. 22 vs. Denver ... Two tackles and three QB hits in Wild Card playoff on 1-5-15 at Indianapolis.

**College:** Played three seasons (2007-09) at Florida, with totals of 84 tackles, 19.5 sacks, 26 tackles for loss, eight passes defended and four blocked kicks ... Entered NFL Draft following his junior season ... Named Defensive MVP of 2008 season BCS national championship win over Oklahoma ... Helped Gators to 13-1 records in each of his last two seasons, including 51-24 Sugar Bowl victory over University of Cincinnati to close 2009 campaign.

**Personal:** Hometown is North Charleston, S.C. ... Was Bengals 2015 team nominee for NFL Walter Payton Man of the Year Award ... Attended Fort Dorchester High School, and closed his career ranked 15th on ESPN's Top 150 recruits list ... Actively supports children in need in both South Carolina and Greater Cincinnati, through the Carlos Dunlap Foundation, with events including an annual football camp and holiday shopping trips ... Has earned a bachelor's degree in business administration from Florida and a master's degree in business administration from Miami (Fla.) ... SEC Academic All-American in 2008 ... Selected to SEC Academic Honor Roll as a freshman ... Enjoys playing basketball and jet skiing ... Was named 'Mayor for a Day' in North Charleston on 3-13-09 ... Lists parents, Diane Ross and Carlos L. Dunlap Sr., as his greatest source of inspiration.

## CARLOS DUNLAP'S STATISTICS

			DEFENSE							INTERCEPTIONS					SCORING				
YEAR	TEAM	G-S	ST	AT	TT	SKS-YDS	PD	FF	FR-YDS	NO	YDS	AVG	LG	TD	TD	TD-IntRt	TD-FRRt	S	PTS
2010	Cincinnati	12-0	18	10	28	9.5-77.5	3	0	1-0	0	0	—	—	0	0	0	0	0	0
2011	Cincinnati	12-1	15	13	28	4.5-42	3	0	1-35	0	0	—	—	0	1	0	1	0	6
2012	Cincinnati	14-1	36	19	55	6-55	4	4	3-2	1	14	14.0	14t	1	1	1	0	0	6
2013	Cincinnati	16-15	45	25	70	7.5-40.5	10	4	1-42	0	0	—	—	0	0	0	0	0	0
2014	Cincinnati	16-16	40	26	66	8-49.5	5	2	1-0	0	0	—	—	0	0	0	0	0	0
2015	Cincinnati	16-16	37	18	55	13.5-91.5	1	2	1-21	0	0	—	—	0	0	0	0	0	0
CAREER		86-49	191	111	302	49-356	26	12	8-100	1	14	14.0	14t	1	2	1	1	0	12

		SPECIAL TEAMS									KICKOFF RETURNS							PUNT RETURNS					
YEAR	TEAM	ST	AT	TT	FF	FR-YDS	BP	BFG	BXP	NO	YDS	AVG	FC	LG	TD	NO	YDS	AVG	FC	LG	TD		
2013	Cincinnati	0	0	0	0	0-0	0	2	0	—	—	—	—	—	—	—	—	—	—	—	—		
2015	Cincinnati	0	0	0	0	0-0	0	2	0	—	—	—	—	—	—	—	—	—	—	—	—		
CAREER		0	0	0	0	0-0	0	4	0	—	—	—	—	—	—	—	—	—	—	—	—		

## POSTSEASON


			DEFENSE							INTERCEPTIONS					SCORING				
YEAR	TEAM	G-S	ST	AT	TT	SKS-YDS	PD	FF	FR-YDS	NO	YDS	AVG	LG	TD	TD	TD-IntRt	TD-FRRt	S	PTS
2011	Cincinnati	1-0	1	2	3	0-0	0	0	0-0	—	—	—	—	—	—	—	—	—	—
2012	Cincinnati	1-0	2	2	4	0-0	0	0	0-0	—	—	—	—	—	—	—	—	—	—
2013	Cincinnati	1-1	4	1	5	0-0	0	0	0-0	—	—	—	—	—	—	—	—	—	—
2014	Cincinnati	1-1	1	1	2	0-0	0	0	0-0	—	—	—	—	—	—	—	—	—	—
2015	Cincinnati	1-1	1	2	3	0.5-5.5	1	0	0-0	—	—	—	—	—	—	—	—	—	—
CAREER		5-3	9	8	17	0.5-5.5	1	0	0-0	—	—	—	—	—	—	—	—	—	—

## 2015 REGULAR-SEASON GAME-BY-GAME

		DEFENSE								INTERCEPTIONS				
DATE	OPPONENT	ST	AT	TT	SKS-YDS	INT-YDS	PD	FF	FR-YDS	NO	YDS	AVG	LG	TD
9-13	at Oakland	1	1	2	1-6	0-0	0	0	0-0	—	—	—	—	—
9-20	SAN DIEGO	3	3	6	1.5-9.5	0-0	0	0	0-0	—	—	—	—	—
9-27	at Baltimore	3	2	5	0-0	0-0	0	0	0-0	—	—	—	—	—
10-4	KANSAS CITY	2	0	2	1-8	0-0	0	0	0-0	—	—	—	—	—
10-11	SEATTLE	3	3	6	1.5-11	0-0	0	0	0-0	—	—	—	—	—
10-18	at Buffalo	1	2	3	1.5-7	0-0	1	0	0-0	—	—	—	—	—
10-25	— BYE —													
11-1	at Pittsburgh	2	0	2	0-0	0-0	0	0	0-0	—	—	—	—	—
11-5	CLEVELAND	4	0	4	2-16	0-0	0	0	0-0	—	—	—	—	—
11-16	HOUSTON	0	0	0	0-0	0-0	0	0	0-0	—	—	—	—	—
11-22	at Arizona	1	0	1	0-0	0-0	0	0	0-0	—	—	—	—	—
11-29	ST. LOUIS	1	3	4	0-0	0-0	0	0	0-0	—	—	—	—	—
12-6	at Cleveland	3	0	3	1-5	0-0	0	1	0-0	—	—	—	—	—
12-13	PITTSBURGH	2	2	4	1-7	0-0	0	0	0-0	—	—	—	—	—
12-20	at San Francisco	3	0	3	0-0	0-0	0	1	1-21	—	—	—	—	—
12-28	at Denver	5	1	6	3-22	0-0	0	0	0-0	—	—	—	—	—
1-3	BALTIMORE	3	1	4	0-0	0-0	0	0	0-0	—	—	—	—	—
TOTALS		37	18	55	13.5-91.5	0-0	1	2	1-21	—	—	—	—	—

		SPECIAL TEAMS								KICKOFF RETURNS						PUNT RETURNS					
DATE	OPPONENT	ST	AT	TT	FF	FR-YDS	BP	BFG	BXP	NO	YDS	AVG	FC	LG	TD	NO	YDS	AVG	FC	LG	TD
9-13	at Oakland	0	0	0	0	0-0	0	0	0	—	—	—	—	—	—	—	—	—	—	—	—
9-20	SAN DIEGO	0	0	0	0	0-0	0	0	0	—	—	—	—	—	—	—	—	—	—	—	—
9-27	at Baltimore	0	0	0	0	0-0	0	0	0	—	—	—	—	—	—	—	—	—	—	—	—
10-4	KANSAS CITY	0	0	0	0	0-0	0	0	0	—	—	—	—	—	—	—	—	—	—	—	—
10-11	SEATTLE	0	0	0	0	0-0	0	0	0	—	—	—	—	—	—	—	—	—	—	—	—
10-18	at Buffalo	0	0	0	0	0-0	0	0	0	—	—	—	—	—	—	—	—	—	—	—	—
10-25	— BYE —																				
11-1	at Pittsburgh	0	0	0	0	0-0	0	0	0	—	—	—	—	—	—	—	—	—	—	—	—
11-5	CLEVELAND	0	0	0	0	0-0	0	0	0	—	—	—	—	—	—	—	—	—	—	—	—
11-16	HOUSTON	0	0	0	0	0-0	0	0	0	—	—	—	—	—	—	—	—	—	—	—	—
11-22	at Arizona	0	0	0	0	0-0	0	0	0	—	—	—	—	—	—	—	—	—	—	—	—
11-29	ST. LOUIS	0	0	0	0	0-0	0	0	0	—	—	—	—	—	—	—	—	—	—	—	—
12-6	at Cleveland	0	0	0	0	0-0	0	1	0	—	—	—	—	—	—	—	—	—	—	—	—
12-13	PITTSBURGH	0	0	0	0	0-0	0	0	0	—	—	—	—	—	—	—	—	—	—	—	—
12-20	at San Francisco	0	0	0	0	0-0	0	1	0	—	—	—	—	—	—	—	—	—	—	—	—
12-28	at Denver	0	0	0	0	0-0	0	0	0	—	—	—	—	—	—	—	—	—	—	—	—
1-3	BALTIMORE	0	0	0	0	0-0	0	0	0	—	—	—	—	—	—	—	—	—	—	—	—
TOTALS		0	0	0	0	0-0	0	2	0	—	—	—	—	—	—	—	—	—	—	—	—





## EIFERT, TYLER

TE #85

Height: 6-6

Weight: 255

College: Notre Dame

Experience: 4th-year player in 2016

2015 games-starts: 13-12

Career games-starts: 29-28

Born: 9-8-90

Hometown: Fort Wayne, Ind.

Acquired: D1'13

*First-round draft choice from 2013 scored 13 TDs in 2015, just one short of NFL lead, despite missing significant playing time in Games 12-15 due to injuries ... Was selected in initial vote for Pro Bowl, first Pro Bowl selection of his career ... However, suffered ankle injury in Pro Bowl that required surgery, and it's expected he will miss at least the preseason schedule ... Set Bengals record last season for most TDs by a TE ... Third on team in receptions (52) and receiving yards (615) ... Excels particularly with his ability to time jumps and win contested balls ... Came back in 2015 after missing nearly all of '14 due to injuries.*

**Career transactions:** Selected by Cincinnati in first round of 2013 NFL Draft (21st overall) ... Signed with Bengals on 7-15-13 ... Bengals exercised the option to extend contract by one year through 2017 on 4-13-16.

**Pro Bowl participation:** Earned first Pro Bowl nod for 2015 season game at Honolulu, selected in the initial voting ... Had one catch for 11 yards, playing for victorious Team Irvin.

**2015 general:** Played 13 games with 12 starts, and started in Wild Card playoff ... Inactive due to injuries for Games 12 and 14-15 ... His 13 TDs were most ever by a Bengals TE, surpassing previous mark of nine by Bob Trumpy (1969) and Rodney Holman (1989) ... Tied Bengals record for TDs in a game by a TE (three) on Nov. 5 vs. Cleveland.

**2015 game-by-game:** Led all receivers on Sept. 13 at Oakland in catches (nine) and yards (104), and had TD receptions of 13 and eight yards ... On Sept. 20 vs. San Diego, logged a nine-yard TD catch in fourth quarter for 24-13 lead, and led team in receptions (four) and receiving yards (49) ... On Oct. 11 vs. Seattle, logged eight catches for 90 yards and two TDs, and he also had a diving, fingertip 25-yard reception late in fourth quarter to put the Bengals in position for FG that sent game to overtime ... On Nov. 5 vs. Cleveland, had five catches for 53 yards and three TDs, tying Bob Trumpy's 1969 Bengals record for most TDs in a game by a TE ... On Nov. 22 at Arizona, logged only three catches for 22 yards, but scored two TDs, beating tight coverage for a three-yard score in the first quarter and adding a 10-yarder in the fourth ... Caught his 12th TD Nov. 29 vs. St. Louis, 22-yarder in second quarter ... Exited game on Dec. 13 vs. Pittsburgh in first quarter with concussion, after catching two-for-42 ... Closed regular season Jan. 3 vs. Baltimore with four catches for 51 yards, including 22-yard TD from AJ McCarron ... In Wild Card playoff on 1-9-16 vs. Pittsburgh, tied for team lead in receptions (five) and finished second in receiving yards (58).

**Ed Block winner:** Eifert was the recipient of the Bengals' 2015 Ed Block Courage Award. Coordinated through NFL athletic trainers, the award honors players who "demonstrate commitment to the values of sportsmanship

and courage." Each NFL team selects one player as its nominee. Eifert missed nearly all the 2014 season, due to an elbow injury suffered early in the first quarter of the season opener. But he came back to have a breakout season in 2015, earning an initial-vote selection to the Pro Bowl. "Tyler ultimately required surgery for his elbow, and he faced a long and challenging rehabilitation process," said Paul Sparling, Bengals head athletic trainer. "But he dedicated himself to doing the work necessary to return with a great 2015 season. His efforts to overcome his injury contributed significantly to the success we had as a team (12-4 record) last year."

**Previous seasons: 2013**—In NFL debut Sept. 8 at Chicago, on his 23rd birthday, caught five-for-47 ... Had three receptions for 66 yards on Sept. 16 vs. Pittsburgh, including 61-yarder to set up TD, longest Bengals reception by TE since 2004 (Matt Schobel, 76) ... Caught three-for-45 Oct. 20 at Detroit, scoring first NFL TD on 32-yard pass when he beat tight coverage and made catch while falling to ground in end zone ... Caught three-for-55 Nov. 10 at Baltimore, including 40-yard reception in which he stayed in bounds and scampered down the sideline after catch ... Caught three-for-33 on Dec. 15 at Pittsburgh, with one-yard TD catch on fourth-and-goal play in fourth quarter ... Caught one-for-six on Dec. 22 vs. Minnesota before leaving game in first half with stinger ... Inactive for Game 16 due to injury, and saw only limited action (no receptions) in Wild Card playoff on 1-5-14 vs. San Diego. **2014**—Started at TE on Sept. 7 at Baltimore and had three catches for 37 yards in first quarter before exiting after suffering a dislocated elbow ... Was placed Sept. 10 on Reserve/Injured list (was designated for possible return but was not recalled), and then had surgery in mid-December as follow-up to preseason shoulder injury.

**College:** Played four seasons (2009-12) at Notre Dame ... Started every game as a junior and senior ... His 140 catches were tops all-time for TEs at a school known for great talent at the position ... Winner of 2012 John Mackey Award, given annually to nation's top college tight end, and voted a first-team All-American by Pro Football Weekly ... Averaged career-best 13.7 yards per catch in 2012, helping lead Irish to BCS national championship game 1840 career receiving yards, with 11 TDs ... Selected as team's 2012 Offensive MVP, catching 50-for-685 with four TDs ... His blocking helped offense average 189.4 rushing yards per game ... Team captain.

**Personal:** Hometown is Fort Wayne, Ind. ... Attended Bishop Dwenger High School, where as a double-duty senior, he helped lead team to a 14-1 record, catching 41-for-682 with 10 TDs and adding 97 tackles with four INTs (one for a TD) ... Finance major at Notre Dame ... Father, Greg, played basketball at Purdue, seeing action in 115 games under prominent coach Gene Keady ... Enjoys hunting, golf and fishing ... Last name is pronounced "IE(rhymes with 'tie')-fert."

## TYLER EIFERT'S STATISTICS

YEAR	TEAM	G-S	RECEIVING					RUSHING					SCORING					
			NO	YDS	AVG	LG	TD	ATT	YDS	AVG	LG	TD	TD	TD-R	TD-P	TD-Rt	2-PtC	PTS
2013	Cincinnati	15-15	39	445	11.4	61	2	—	—	—	—	—	2	0	2	0	0	12
2014	Cincinnati	1-1	3	37	12.3	20	0	—	—	—	—	—	0	0	0	0	0	0
2015	Cincinnati	13-12	52	615	11.8	31	13	—	—	—	—	—	13	0	13	0	0	78
CAREER		29-28	94	1097	11.7	61	15	—	—	—	—	—	15	0	15	0	0	90

RECEIVING SINGLE-GAME HIGHS: RECEPTIONS—9 (9-13-15 at Oakland). YARDS—104 (9-13-15 at Oakland). LONG—61 (9-16-13 vs. Pittsburgh). TOUCHDOWNS—3 (11-5-15 vs. Cleveland).


## POSTSEASON

YEAR	TEAM	G-S	RECEIVING					RUSHING					SCORING					
			NO	YDS	AVG	LG	TD	ATT	YDS	AVG	LG	TD	TD	TD-R	TD-P	TD-Rt	2-PtC	PTS
2013	Cincinnati	1-0	0	0	—	—	0	—	—	—	—	—	—	—	—	—	—	—
2014	Cincinnati	0-0	DID NOT PLAY*					DID NOT PLAY*					DID NOT PLAY*					
2015	Cincinnati	1-1	5	58	11.6	18	0	—	—	—	—	—	—	—	—	—	—	—
CAREER		2-1	5	58	11.6	18	0	—	—	—	—	—	—	—	—	—	—	—

\* NOTE: Eifert was on the Reserve/Injured list (designated for return) for one postseason game with Cincinnati in 2014.

## CAREER GAME-BY-GAME

		RECEIVING					RUSHING				
DATE	OPPONENT	NO	YDS	AVG	LG	TD	ATT	YDS	AVG	LG	TD
2013 / CINCINNATI											
9-8	at Chicago	5	47	9.4	17	0	—	—	—	—	—
9-16	PITTSBURGH	3	66	22.0	61	0	—	—	—	—	—
9-22	GREEN BAY	1	7	7.0	7	0	—	—	—	—	—
9-29	at Cleveland	3	39	13.0	29	0	—	—	—	—	—
10-6	NEW ENGLAND	5	53	10.6	22	0	—	—	—	—	—
10-13	at Buffalo	2	13	6.5	10	0	—	—	—	—	—
10-20	at Detroit	3	45	15.0	32t	1	—	—	—	—	—
10-27	N.Y. JETS	2	23	11.5	16	0	—	—	—	—	—
10-31	at Miami	3	14	4.7	5	0	—	—	—	—	—
11-10	at Baltimore	3	55	18.3	40	0	—	—	—	—	—
11-17	CLEVELAND	1	15	15.0	15	0	—	—	—	—	—
11-24	— BYE —										
12-1	at San Diego	1	9	9.0	9	0	—	—	—	—	—
12-8	INDIANAPOLIS	3	20	6.7	11	0	—	—	—	—	—
12-15	at Pittsburgh	3	33	11.0	19	1	—	—	—	—	—
12-22	MINNESOTA	1	6	6.0	6	0	—	—	—	—	—
12-29	BALTIMORE			INACTIVE				INACTIVE			
Postseason											
1-5	SAN DIEGO	0	0	—	—	0	—	—	—	—	—
2014 / CINCINNATI											
9-7	at Baltimore	3	37	12.3	20	0	—	—	—	—	—
9-14	ATLANTA	RESERVE / INJURED (DESIGNATED FOR RETURN)						RESERVE / INJURED (DFR)			
9-21	TENNESSEE	RESERVE / INJURED (DESIGNATED FOR RETURN)						RESERVE / INJURED (DFR)			
9-28	— BYE —										
10-5	at New England	RESERVE / INJURED (DESIGNATED FOR RETURN)						RESERVE / INJURED (DFR)			
10-12	CAROLINA	RESERVE / INJURED (DESIGNATED FOR RETURN)						RESERVE / INJURED (DFR)			
10-19	at Indianapolis	RESERVE / INJURED (DESIGNATED FOR RETURN)						RESERVE / INJURED (DFR)			
10-26	BALTIMORE	RESERVE / INJURED (DESIGNATED FOR RETURN)						RESERVE / INJURED (DFR)			
11-2	JACKSONVILLE	RESERVE / INJURED (DESIGNATED FOR RETURN)						RESERVE / INJURED (DFR)			
11-6	CLEVELAND	RESERVE / INJURED (DESIGNATED FOR RETURN)						RESERVE / INJURED (DFR)			
11-16	at New Orleans	RESERVE / INJURED (DESIGNATED FOR RETURN)						RESERVE / INJURED (DFR)			
11-23	at Houston	RESERVE / INJURED (DESIGNATED FOR RETURN)						RESERVE / INJURED (DFR)			
11-30	at Tampa Bay	RESERVE / INJURED (DESIGNATED FOR RETURN)						RESERVE / INJURED (DFR)			
12-7	PITTSBURGH	RESERVE / INJURED (DESIGNATED FOR RETURN)						RESERVE / INJURED (DFR)			
12-14	at Cleveland	RESERVE / INJURED (DESIGNATED FOR RETURN)						RESERVE / INJURED (DFR)			
12-22	DENVER	RESERVE / INJURED (DESIGNATED FOR RETURN)						RESERVE / INJURED (DFR)			
12-28	at Pittsburgh	RESERVE / INJURED (DESIGNATED FOR RETURN)						RESERVE / INJURED (DFR)			
Postseason											
1-4	at Indianapolis	RESERVE / INJURED (DESIGNATED FOR RETURN)						RESERVE / INJURED (DFR)			
2015 / CINCINNATI											
9-13	at Oakland	9	104	11.6	31	2	—	—	—	—	—
9-20	SAN DIEGO	4	49	12.3	15	1	—	—	—	—	—
9-27	at Baltimore	0	0	—	—	0	—	—	—	—	—
10-4	KANSAS CITY	3	69	23.0	30	0	—	—	—	—	—
10-11	SEATTLE	8	90	11.3	25	2	—	—	—	—	—
10-18	at Buffalo	4	30	7.5	15	1	—	—	—	—	—
10-25	— BYE —										
11-1	at Pittsburgh	4	39	9.8	23	0	—	—	—	—	—
11-5	CLEVELAND	5	53	10.6	19t	3	—	—	—	—	—
11-16	HOUSTON	3	26	8.7	14	0	—	—	—	—	—
11-22	at Arizona	3	22	7.3	10t	2	—	—	—	—	—
11-29	ST. LOUIS	3	40	13.3	22t	1	—	—	—	—	—
12-6	at Cleveland			INACTIVE				INACTIVE			
12-13	PITTSBURGH	2	42	21.0	24	0	—	—	—	—	—
12-20	at San Francisco			INACTIVE				INACTIVE			
12-28	at Denver			INACTIVE				INACTIVE			
1-3	BALTIMORE	4	51	12.8	22t	1	—	—	—	—	—
Postseason											
1-9	PITTSBURGH	5	58	11.6	18	0	—	—	—	—	—



**EPPS, AARON**

**OT #72**

**Height:** 6-6  
**Weight:** 305  
**College:** Louisville  
**Experience:** Rookie in 2016

**2015 games-starts:** 0-0  
**Career games-starts:** 0-0  
**Born:** 11-16-92  
**Hometown:** Tucker, Ga.  
**Acquired:** CFA'16

*College free agent is a lanky prospect with the potential to develop outstanding NFL strength and size ... Saw starting action the last two seasons for Louisville bowl teams ... Signed with Bengals following a promising performance as a tryout player in rookie minicamp.*


**Career transactions:** Signed with Cincinnati as a college free agent on 5-11-16.

**College highlights:** **2015**—Started the last five games, helping Louisville to an 8-5 season capped by Music City Bowl win over Texas A&M ... Blocked for rushing game that averaged 171 yards per game, including more than 200 per game in final two contests ... Was a team captain. **2014**—Began

season playing on special teams, but wound up making six starts among his 11 games played ... Made first start in 30-18 win over North Carolina State ... Helped Cardinals to 9-4 season. **2013**—Played in seven games as a sophomore, primarily on special teams. **2012**—Missed season due to injury. **2011**—Redshirted as true freshman.

**High school:** Attended Tucker (Ga.) HS, where he played TE as a junior before moving to OT ... Helped team to 13-1 record as a senior ... Did not play football for his first two possible seasons, choosing to concentrate on basketball.

**Personal:** Hometown is Tucker, Ga.



## ERICKSON, ALEX

WR #12

Height: 6-0  
Weight: 195  
College: Wisconsin  
Experience: Rookie in 2016

2015 games-starts: 0-0  
Career games-starts: 0-0  
Born: 11-6-92  
Hometown: Darlington, Wis.  
Acquired: CFA'16

*A standout high school QB as a passer and rusher, Erickson joined Wisconsin's prominent football program as a walk-on and wound up leading the team in receptions in each of his last two seasons ... College free agent signee impressed Bengals coaches in offseason work as an exceptionally tough player for his size and as a tireless worker ... In his three seasons, with only the last two as a starter, he finished sixth in school history in receptions (141) and 10th in receiving yards (1877).*

Career transactions: Signed with Cincinnati as a college free agent on 5-6-16.

More college highlights: Played three seasons (2013-15) at Wisconsin, seeing action in 40 games (28 starts) ... Redshirted in 2012 after joining the program late as a walk-on ... Played on teams that went an aggregate 30-10. **2015**—Played in every game, starting all but one, for team that closed 10-3 season with Holiday Bowl win over USC ... Had team-high 77 catches, second-most in school history, for 978 yards (sixth in Badger annals) ... Also had

111 rushing yards, on just seven attempts ... Caught seven-for-113 in comeback win at Nebraska. **2014**—Played in 14 games, with 13 starts, for 11-3 team that closed year with Outback Bowl win over Auburn ... Led team with 55 catches, for 772 yards and three TDs ... Had five catches for career-best 160 yards, including career-long TD of 70, as Badgers clinched Big Ten West Division title with win over Minnesota ... Caught seven-for-83 in Big Ten championship game vs. Ohio State. **2013**—In his first season of action, played in all 13 games for 9-4 club ... Caught nine-for-127. **2012**—Redshirted.

High school: Attended Darlington (Wis.) High School, where as a QB he rushed for 3856 yards and 57 TDs while passing for 3648 and 37 TDs ... Also played DB, logging 14 INTs and 170 tackles ... Named Small School Player of the Year as a senior by Wisconsin State Journal ... Three-time all-state selection in basketball and also earned four letters in track and field.

Personal: Hometown is Darlington, Wis. ... Graduated in December 2015 from Wisconsin with degree in agricultural business management.





## FEJEDELEM, CLAYTON

S #42

Height: 6-0  
Weight: 205  
College: Illinois  
Experience: Rookie in 2016

2015 games-starts: 0-0  
Career games-starts: 0-0  
Born: 6-2-93  
Hometown: Lemont, Ill.  
Acquired: D7'16

*Seventh-round Bengals selection is rated a good chance to complete a rise from NAIA player to major-college walk-on to an NFL roster spot ... Former star for NAIA St. Xavier University did not start at Illinois until late in his junior 2014 season, but came on last year to be named Illini Defensive Player of the Year ... Showed himself to be among nation's best DBs in physically defending the run.*

Career transactions: Selected by Cincinnati in seventh round of 2016 NFL Draft (245th overall) ... Signed with Bengals on 5-9-16.

Head coach Marvin Lewis says: "Clayton has a great story, with the transfer from the smaller school, and then getting to Illinois and having the opportunity to start and be productive. He has great athletic skills and measurables. We had a good safety pick in the seventh round last year, Derron Smith, and just like Derron, this kid can earn his opportunity and stay here, not only on defense but also on special teams. I feel good about him."


College highlights: Played two seasons (2011-12) at NAIA St. Xavier University in Chicago ... Redshirted in 2013 at Illinois, after joining program as a walk-on, and played for Illinois in 2014-15. **2015**—Started all 12 games at free safety ... His 11.7 tackles per game (140 total) led Big Ten and ranked second in the nation among FBS players ... Most tackles by an Illinois

player since 2006 ... Had two INTs ... Second-team all-conference selection by Big Ten media ... Had two INTs, and vs. Middle Tennessee, recovered a blocked punt for a TD ... Voted a team captain. **2014**—Played in all 13 games as Illinois earned its first bowl berth in three years (Ticket City Bowl in Dallas vs. Louisiana Tech) ... Logged 51 tackles, a fumble recovery and two pass breakups. **2013**—Redshirt year at Illinois. **2011-12**—In his two seasons at St. Xavier University, helped lead team to a national title as a freshman and to 11-2 mark as a sophomore ... Career totals of 155 tackles and eight INTs.

Fejedelem on Fejedelem: "How do I make the team? I've got to make the team on special teams. Got to be a core guy, play on as many units as I possibly can, and every play go out there and try to knock somebody down."

High school: Attended Lemont (Ill.) High School, where he was a two-time all-conference selection and an all-state player as a senior ... Also lettered in wrestling and lacrosse.

Personal: Hometown is Lemont, Ill., in south suburban Chicago ... Earned bachelor's degree in communication from Illinois in May 2015 and has enrolled in a second degree program for agricultural leadership education ... Last name is pronounced 'FEDGE-uh-lemm' (the "d" is silent).



## FISHER, JAKE

OT #74

Height: 6-6  
Weight: 305  
College: Oregon  
Experience: 2nd-year player in 2016

2015 games-starts: 14-1  
Career games-starts: 14-1  
Born: 4-23-93  
Hometown: Traverse City, Mich.  
Acquired: D2'15

*Agile and athletic for a 306-pounder, the second-round 2015 draft pick saw varied action as rookie ... In addition to snaps at OT, he served as "big tight end" in extra-blocker formations, and late in the season he was switched to H-back, replacing the injured Ryan Hewitt ... Had a 31-yard reception on Sept. 20 vs. San Diego in the extra-TE spot, longest in history by a Bengals OL and longest by an NFL OL since 1988 ... Started 13 games at LOT in 2014 for a 13-2 Oregon team that reached the inaugural College Football Playoff National Championship game ... Named a first-team All-American by Football Writers Association of America.*

Career transactions: Selected by Cincinnati in second round of 2015 NFL Draft (53rd overall) ... Signed with Bengals on 5-20-15.

2015 highlights: Played in 14 games (Games 1-12 and 15-16), with a start Nov. 16 vs. Houston as second TE ... Inactive for Games 13-14 due to concussion suffered during practice week prior to Game 13 ... His official position designation was switched from OT to H-back for Game 16 and the Wild Card playoff, as coaches chose him to replace injured H-back Ryan Hewitt ... Changed uniform number from 74 to 44 with the switch to H-back ... On Sept. 20 vs. San Diego, as eligible receiver, logged a 31-yard reception to Chargers 16 in third quarter, setting up a FG ... His 31-yarder vs. Chargers was longest receiving gain by an NFL offensive lineman since Nov. 13, 1988, when

Indianapolis G Brian Baldinger went 37 yards vs. Green Bay ... On Oct. 18 at Buffalo, helped allow no sacks as Andy Dalton posted 118.6 passer rating ... In his H-back debut, Jan. 3 win over Baltimore, was credited with a key block on HB Jeremy Hill's 38-yard TD run.

College: Played four seasons (2011-14) at Oregon, seeing action in 51 of a possible 54 games, with 35 starts ... Helped lead Ducks to a 48-7 record during his career, with all four teams averaging 230 or more rushing yards per game ... Helped lead Ducks to nation's No. 3 offensive ranking (547.0 yards per game) and a No. 4 mark in scoring (45.4) as a senior ... Helped offense top 300 rushing yards in Pac-12 Championship win over Arizona and in Rose Bowl (national semifinal) win over Florida State ... In Fisher's two missed games in 2014, Oregon gave up 12 of its season total of 31 sacks allowed ... Started as a junior at ROT for 11-2 team that finished with Alamo Bowl win over Texas, and was an 11-game starter as a sophomore for 12-1 team that closed with Fiesta Bowl win over Kansas State


Personal: Hometown is Traverse City, Mich. ... Attended Traverse City (Mich.) West High School, where he was two-way player at TE and DL, earning all-state honors on defense as senior ... Majored in General Social Science at Oregon.

### JAKE FISHER'S STATISTICS

			RECEIVING					RUSHING					SCORING					
YEAR	TEAM	G-S	NO	YDS	AVG	LG	TD	ATT	YDS	AVG	LG	TD	TD	TD-R	TD-P	TD-Rt	2-PtC	PTS
2015	Cincinnati	14-1	1	31	31.0	31	0	—	—	—	—	—	—	—	—	—	—	—
CAREER		14-1	1	31	31.0	31	0	—	—	—	—	—	—	—	—	—	—	—

### POSTSEASON

			RECEIVING					RUSHING					SCORING					
YEAR	TEAM	G-S	NO	YDS	AVG	LG	TD	ATT	YDS	AVG	LG	TD	TD	TD-R	TD-P	TD-Rt	2-PtC	PTS
2015	Cincinnati	1-0	0	0	—	—	0	—	—	—	—	—	—	—	—	—	—	—
CAREER		1-0	0	0	—	—	0	—	—	—	—	—	—	—	—	—	—	—



# FLOWERS, MARQUIS

LB #53

**Height:** 6-3  
**Weight:** 245  
**College:** Arizona  
**Experience:** 3rd-year player in 2016

**2015 games-starts:** 0-0  
**Career games-starts:** 16-0  
**Born:** 2-16-92  
**Hometown:** Phoenix, Ariz.  
**Acquired:** D6'14

*Athletic performer who began his college career as a 230-pound safety, Flowers played in every game as a rookie in 2014 but was on Reserve/Injured list for '15, due to shoulder injury ... Made a start in '14 as an injury replacement at SLB, in playoff-clinching win vs. Denver ... Switched to LB prior to his junior season at Arizona..*

**Career transactions:** Selected by Cincinnati in sixth round of 2014 NFL Draft (212th overall) ... Signed with Bengals on 5-21-14 ... Waived (injured) by Bengals on 9-5-15 ... Reverted to Bengals (Reserve/Injured list) after clearing waivers on 9-6-15.

**2015 recap:** Appeared in all four preseason games, recording 10 tackles, but suffered shoulder injury in preseason finale and was placed on Reserve/Injured list prior to season opener.

**2014:** Played Games 1-16, and in Wild Card playoff ... In regular season, had five tackles on defense, three on special teams, a pass defended and a QB hit ... Had five additional tackles on defense in playoff 1-4-15 at Indianapolis, seeing increased action following injury to LB Rey Mauluga ... Saw extensive action on defense on Oct. 19 at Indianapolis, following injury to WLB Vontaze

Burfict, and recorded four tackles ... Recorded a pass defended on Oct. 26 vs. Baltimore ... Made first career start on Dec. 22 vs. Denver, replacing injured Emmanuel Lamur at SLB, and recorded one tackle on defense and one on special teams.

**College:** Played four seasons (2010-13) at Arizona, seeing action in 50 games ... Had 35 starts, including every game as a junior and senior ... His busy career stat line includes 272 tackles, 27 tackles-for-loss, 7.5 sacks, five INTs, five forced fumbles, two fumble recoveries and eight passes defended ... Finished second on team in tackles (93) in 2013 as Arizona went 8-5, with Independence Bowl win over Boston College ... Helped lead Wildcats to 8-5 records with bowl wins in each of his last two seasons.

**Personal:** Hometown is Phoenix, Ariz. ... Attended Millennium High School, where he earned Class 5A All-State honors as a two-way senior ... Rushed for 1247 yards and 16 TDs as a senior, while logging 46 tackles and two INTs on defense ... Selected for U.S. Army All-America game following his senior campaign ... Majored at Arizona in social behavior and human understanding ... Has a son (Braylen) and a daughter (Alianah) ... First name is pronounced "mar-KEECE(rhymes with 'peace')."

## MARQUIS FLOWERS' STATISTICS

			DEFENSE							INTERCEPTIONS						SCORING				
YEAR	TEAM	G-S	ST	AT	TT	SKS-YDS	PD	FF	FR-YDS	NO	YDS	AVG	LG	TD		TD	TD-IntRt	TD-FRRt	S	PTS
2014	Cincinnati	16-0	3	2	5	0-0	1	0	0-0	—	—	—	—	—		—	—	—	—	—
2015	Cincinnati	0-0																		
CAREER																				

		SPECIAL TEAMS									KICKOFF RETURNS							PUNT RETURNS						
YEAR	TEAM	ST	AT	TT	FF	FR-YDS	BP	BFG	BXP	NO	YDS	AVG	FC	LG	TD	NO	YDS	AVG	FC	LG	TD			
2014	Cincinnati	1	2	3	0	0-0	0	0	0	—	—	—	—	—	—	—	—	—	—	—	—			
CAREER		1	2	3	0	0-0	0	0	0	—	—	—	—	—	—	—	—	—	—	—	—			

## POSTSEASON

			DEFENSE							INTERCEPTIONS						SCORING				
YEAR	TEAM	G-S	ST	AT	TT	SKS-YDS	PD	FF	FR-YDS	NO	YDS	AVG	LG	TD		TD	TD-IntRt	TD-FRRt	S	PTS
2014	Cincinnati	1-0	3	2	5	0-0	0	0	0-0	—	—	—	—	—		—	—	—	—	—
CAREER		1-0	3	2	5	0-0	0	0	0-0	—	—	—	—	—		—	—	—	—	—

\* NOTE: Flowers was on the Reserve/Injured list for 16 regular-season games and one postseason game with Cincinnati in 2015.



## GANGWISH, JACK

DE #95

Height: 6-3  
Weight: 272  
College: Nebraska  
Experience: Rookie in 2016

2015 games-starts: 0-0  
Career games-starts: 0-0  
Born: 1-6-93  
Hometown: Wood River, Neb.  
Acquired: CFA'16

*Gangwish signed with Bengals as a college free agent just prior to training camp, aiming to repeat his college experience of succeeding as a longshot ... Joined Nebraska program as a walk-on in 2011 and did not play until '14, but finished his senior '15 season as a defensive leader and team captain ... Participated in Bengals spring '15 rookie minicamp as a tryout player.*

Career transactions: Signed with Cincinnati as college free agent on 7-27-16.

College highlights: Spent five seasons (2011-15) at Nebraska, earning playing time in his final two campaigns ... Logged 22 games played, with 12 starts, totaling 34 tackles, eight tackles-for-loss and two sacks. **2015**—Played in 10 games, with nine starts, missing final three nonconference games due to dislocated elbow ... His 15 tackles included four for-loss and 1.5 sacks ... Credited by coaches with seven QB hurries ... Credited with a shared safety vs. Northwestern, when he also had season-best four tackles ... Three tackles and a fumble recovery vs. Minnesota. **2014**—Played in 12 games, with three starts, for 9-4 Huskers team ... Totaled 19 tackles, including seven solos and four for-loss

... Five tackles in win over Iowa that capped regular season. **2013**—On roster as reserve DE, but did not play. **2012**—Reserve LB as a redshirt freshman; did not play. **2011**—Worked with scout team as a redshirt.

Like father, like son: In rising from walk-on to scholarship letterman at Nebraska, Gangwish followed in the footsteps of his father, Paul. The elder Gangwish lettered for the Cornhuskers under legendary coach Tom Osborne in 1985, after joining the program as a walk-on.

High school: Attended Wood River (Neb.) HS, where he was a three-year starter ... Earned Honorable Mention Class C-1 All-State honors as a senior, when he had 103 tackles. 4.0 sacks, two forced fumbles and a fumble recovery ... Also a top wrestler, he had a wrestling scholarship offer from Chadron State.

Personal: Hometown is Wood River, Neb. ... Member of Nebraska's Scholar-Athlete Honor Roll ... Active in community service; participated in team hospital visits and with Husker Heroes and Husker Hotline organizations.





**GRANT, ANTWANE**

**WR #82**

**Height:** 6-0  
**Weight:** 203  
**College:** Western Kentucky  
**Experience:** Rookie in 2016

**2015 games-starts:** 0-0  
**Career games-starts:** 0-0  
**Born:** 8-14-92  
**Hometown:** Wilmington, Del.  
**Acquired:** CFA'16

*College free agent signee enjoyed a productive two seasons at Western Kentucky after starting his career in the junior college ranks ... Physically strong player known for carrying an excellent grasp of the playbook onto the field ... His WKU teams ended both seasons with bowl victories.*

**Career transactions:** Signed with Cincinnati as a college free agent on 5-6-16.

**More college highlights:** Played two seasons (2014-15) at Western Kentucky, seeing action in 24 games ... Totaled 96 receptions for 1210 yards and 13 TDs, and also scored a rushing TD ... Played in 2012-13 at Nassau Community College (Garden City, N.Y.). **2015**—Played in every game for 12-2 team that defeated Southern Mississippi in Conference USA championship game

and then claimed win over South Florida in Miami Beach Bowl ... Caught 55-for-701 with seven TDs, and scored on a 59-yard rush at Florida International ... Caught six-for-73 with a TD in conference title game, and caught seven-for-81 in bowl win. **2014**—Played in 10 games for 8-5 team that closed year with win over Central Michigan in Bahamas Bowl ... Caught 41-for-509, with six TDs ... Had two TD catches vs. Old Dominion. **2013**—Tallied team-best 913 yards and 12 TDs on 46 catches during sophomore season at Nassau Community College. **2012**—As a freshman at Nassau, had 395 yards on 27 receptions, with five TDs.

**High School:** Attended Dickinson High School, in Wilmington, Del.

**Personal:** Hometown is Wilmington, Del. ... First name is pronounced "ann-TWAYN."

**GREEN, A.J.****WR #18**

**Height:** 6-4  
**Weight:** 210  
**College:** Georgia  
**Experience:** 6th-year player in 2016

**2015 games-starts:** 16-16  
**Career games-starts:** 76-76  
**Born:** 7-31-88  
**Hometown:** Summerville, S.C.  
**Acquired:** D1'11

*Green is back for a sixth Bengals season in 2016, after last season going five-for-five in initial-ballot selections for the Pro Bowl ... Drafted fourth overall by Bengals in 2011, Green is only player in franchise history to make Pro Bowl in each of his first five seasons ... Led 2015 team in catches (86), receiving yards (1297) and yards from scrimmage (1297), and scored 10 TDs ... In Game 3 at Baltimore, had career-high 227 receiving yards (second-most in NFL on the season) and scored two fourth-quarter TDs, earning him AFC Offensive Player of the Week award ... Ranked eighth in the NFL in receiving yards ... Enjoyed a healthy season after being slowed by injuries for the first time in his career in 2014 ... On Sept. 11 of last season, signed contract extension through 2019 ... His 24 games of 100 or more receiving yards (regular season) rank second on Bengals behind Chad Johnson, who had 31 over 10 seasons.*

**Career transactions:** Selected by Cincinnati in first round of 2011 NFL Draft (fourth overall) ... Signed with Bengals on 7-28-11 ... Bengals exercised the option to extend contract by one year through 2015 on 4-21-14 ... Signed contract extension with Bengals on 9-11-15.

**Pro Bowl participation:** Selected to and has played in five games ... Started for victorious Team Irvin in 2015 season contest and had three catches for 60 yards ... Played for Team Carter in 2014 season contest (no receptions) ... Started for Team Sanders in 2013 season game and had a seven-yard reception ... Voted as a starter for 2012 season game and scored three TDs (one from Peyton Manning and two from Andrew Luck), becoming the seventh player in game history with three or more scores ... Led all receivers in '12 game in yards (119) and led AFC in catches (seven) ... In 2011 season, had two catches for 42 yards, including 34-yard TD from Ben Roethlisberger ... In '11 he was first rookie WR voted to Pro Bowl since '03 season, when Arizona's Anquan Boldin earned honor, and was first Bengals rookie at any position to make the game in more than 30 years, since WR Cris Collinsworth in 1981.

**More on Pro Bowl:** With his fifth Pro Bowl selection in five seasons, Green moved out of a tie with WR Isaac Curtis for most consecutive selections to start a Bengals career ... In total Pro Bowl selections for Bengals, Green ranks fourth overall, and he is one behind Chad Johnson for most by a Bengals WR.

**Joining Mr. Moss:** Green passed the 1000 mark in receiving yards for 2015 on Dec. 6 at Cleveland, joining Randy Moss as the only NFL players to get 1000 in each of their first five seasons. Moss did it his first six seasons (Vikings, 1998-2003).

**2015 highlights:** Started all 16 games and Wild Card playoff, starting every contest for third time in last four seasons ... Led team in receptions (86), receiving yards (1297), and yards from scrimmage (1297) ... Third in TDs (10) ... Leaped above tight coverage to snag a 16-yard TD pass for the first score of the game on Sept. 20 vs. San Diego, and finished three-for-45 ... Had breakout game on Sept. 27 at Baltimore, with career-high 227 yards (second in Bengals history) on 10 catches, with TDs of 80 and seven yards ... Both TDs at Baltimore came in fourth quarter, and both erased deficits, including game-winner (the seven-yarder) to give Cincinnati a 28-24 lead with 2:10 remaining ... On Oct. 4 vs. Kansas City, had a team-high seven catches, for 82 yards ... On Nov. 1 at Pittsburgh, led all receivers in catches (11) and yards (118), and he scored the game-deciding TD on a nine-yard catch from Andy Dalton in the fourth quarter, putting the Bengals ahead 13-10 ... Had second two-TD game of the season Nov. 29 vs. St. Louis, with 10-yard catch in first quarter and 18-yarder in third, and led team for the game in receptions (six) and receiving yards (61) ... Caught five-for-128 and with one TD Dec 6 at Cleveland, leading team in scrimmage yards ... Caught six-for-132 Dec. 13 vs. Pittsburgh, including a 66-yard TD from AJ McCarron in second quarter ... Suffered back strain in practice the day before Dec. 20th game at San Francisco, and though he started against 49ers, had just one catch for 37 yards, and was removed from play in the second half ... Led team in catches (five) and receiving yards (57) on Dec. 28 at Denver, including a five-yard TD reception in first quarter on which he did masterful job of keeping both feet inbounds ... Closed regular season Jan. 3 vs. Baltimore with four-for-34

day that included five-yard TD from AJ McCarron for the go-ahead score in the third quarter ... In Wild Card playoff on 1-9-16 vs. Pittsburgh, his 25-yard TD catch gave Cincinnati a late 16-15 lead with 1:50 to play, and he finished leading team in receiving yards (71) while tying for lead in catches (five).

**Previous seasons:** **2011**—Led Bengals, and all NFL rookies, in receptions (65) and receiving yards (1057) ... Led Bengals in TDs (seven), and second among rookies in receiving TDs ... Set Bengals rookie record for most receiving yards, passing Cris Collinsworth's record of 1009, and fell two short of Collinsworth's rookie receptions record of 67 ... Had 11 receptions of 35 or more yards, tied with Calvin Johnson of Detroit and Victor Cruz of the N.Y. Giants for most in the NFL, and his total was the most by an NFL rookie since 1998 ... In his pro debut on Sept. 11 at Cleveland, Green put Bengals ahead to stay in fourth quarter with 41-yard TD catch from Bruce Gradkowski, a play certified as longest game-winning TD catch in NFL history by a rookie playing in his team's season opener ... Caught five-for-47 in Wild Card playoff on 1-7-12 at Houston. **2012**—Started all 16 games and led team in receptions (97), receiving yards (1350) and TDs (11) ... Was top AFC vote-getter at WR on prestigious Associated Press All-Pro team, earning a second-team berth as his vote total trailed only two NFC players ... Had at least one TD catch in Bengals-record nine straight games (Games 2-10), and in the receiving TDs category, he became only the second player in 48 seasons to score in nine straight games, joining Jerry Rice (NFL-record 10 straight in 1987) ... Named AFC Offensive Player of the Month for September, when in four games he led conference in receptions (27), was second in receiving yards (428) and was tied for most receiving TDs (three) ... Became the first player in NFL history to hit the benchmark trifecta of 100 receptions, 1500 receiving yards and 10 TDs in his first 20 NFL games ... Caught nine passes for 183 yards on Sept. 23 at Washington, including career-long 73-yarder for TD on game's first scrimmage play, pass thrown out of Wildcat formation by WR Mohamed Sanu ... Logged his first multiple-TD game on Oct. 14 at Cleveland, scoring twice while catching seven-for-135 ... Had season-high 10 catches for 116 yards on Dec. 23 at Pittsburgh, including 21-yarder to Steelers' 25 with :08 remaining, setting up game-winning FG ... Led team in receptions (five) and receiving yards (80) in Wild Card playoff on 1-5-13 at Houston. **2013**—Started Games 1-16 and Wild Card playoff ... Ranked fifth in NFL in receiving yards (career-best 1426) and sixth in receptions (career-high 98) ... Second-team selection on Associated Press All-Pro team ... Scored 11 TDs for second straight year, leading team for second straight year ... Topped 100-yard receiving mark in Games 6-10, becoming first Bengal to log five straight ... Had six 100-yard receiving games overall, re-setting club record he had shared ... On Sept. 8 at Chicago, caught nine-for-162, most receiving yards by a Bengal in a season opener, and he had TDs of two and 45 yards ... Caught six-for-155 on Oct. 20 at Detroit, including 82-yard TD (longest gain of his of career) on game's opening drive ... Caught eight-for-151 and a TD Nov. 10 at Baltimore, his TD coming via 51-yard Hail Mary as time expired in fourth quarter, sending game to OT ... Caught three-for-34 in Wild Card playoff 1-5-14 vs. San Diego. **2014**—Experienced toughest campaign with regard to injuries ... Started at WR in 13 games (Games 1-4 and 8-16), and inactive for Games 5-7 (turf toe) and for Wild Card playoff (concussion) ... Turf toe caused him to see only brief action in Game 2, miss Games 5-7 and play only sparingly in Game 8 ... He also was limited in Game 15 vs. Denver after suffering an upper-arm bruise, and he suffered concussion late in the fourth quarter in the season finale at Pittsburgh, rendering him inactive for Wild Card playoff ... Despite missed time, still led team in receptions (69), receiving yards (1041) and receiving TDs (six) ... Became only player to rank among NFL's top four in both catches and receiving yards for player's first four seasons ... On Sept. 7 at Baltimore, led all receivers with 131 yards on six catches, including game-deciding 77-yard TD catch in fourth quarter, pushing Bengals from 16-15 deficit to 23-16 win ... Caught six-for-102 Sept. 21 vs. Tennessee, and also forced 29-yard pass interference call against Titans ... Caught six-for-127 Nov. 16 at New Orleans, with 24-yard fourth-quarter TD that iced victory ... Career-high 12 catches, for 121 yards, Nov. 23 at Houston ... On Nov. 30 at Tampa Bay, his 13-yard TD in third quarter gave Bengals 14-13 lead which they would not relinquish ... Had 11 catches for 224 yards Dec. 7 vs. Pittsburgh, with 81-yard third-quarter TD, longest Bengals catch on the season.

College: Played three seasons (2008-10) at Georgia, and was a consensus choice after his junior season as nation's top WR prospect ... In just 32 career games, he posted the third-most receptions (166) and third-most receiving yards (2619) in Bulldogs history ... His 23 TD catches ranked second in program annals ... Named to Georgia's Team of the Decade ... Playing in only nine games as a junior, he led team with 57 catches, 848 receiving yards and career-best nine TDs ... Played 10 games a sophomore and led team in catches (53), receiving yards (808) and receiving TDs (six) ... In 2008, his career-best

963 receiving yards helped earn him SEC Freshman of the Year honors, and on special teams, he blocked a FG attempt vs. Arizona State.

Personal: Hometown is Summerville, S.C. ... Attended Summerville High School, where he was a four-time all-state selection by Associated Press ... Was the only prep junior named to USA Today's 2006 All-USA team ... Also lettered in baseball and track ... Housing major at Georgia, and earned spot on Athletic Director's academic honor roll ... Married (wife Miranda) ... His initials stand for "Adriel Jeremiah" ... Enjoys playing pool, and is an expert juggler.

### A.J. GREEN'S STATISTICS

YEAR	TEAM	G-S	RECEIVING					RUSHING					SCORING					
			NO	YDS	AVG	LG	TD	ATT	YDS	AVG	LG	TD	TD	TD-R	TD-P	TD-Rt	2-PtC	PTS
2011	Cincinnati	15-15	65	1057	16.3	58	7	5	53	10.6	22	0	7	0	7	0	0	42
2012	Cincinnati	16-16	97	1350	13.9	73t	11	4	38	9.5	20	0	11	0	11	0	0	66
2013	Cincinnati	16-16	98	1426	14.6	82t	11	0	0	—	—	0	11	0	11	0	0	66
2014	Cincinnati	13-13	69	1041	15.1	81t	6	2	2	1.0	5	0	6	0	6	0	0	36
2015	Cincinnati	16-16	86	1297	15.1	80t	10	0	0	—	—	0	10	0	10	0	0	60
CAREER		76-76	415	6171	14.9	82t	45	11	93	8.5	22	0	45	0	45	0	0	270

RECEIVING SINGLE-GAME HIGHS: RECEPTIONS—12 (11-23-14 at Houston). YARDS—227 (9-27-15 at Baltimore). LONG—82t (10-20-13 at Detroit). TOUCHDOWNS—2 (five times; most recently on 11-29-15 vs. St. Louis).

RUSHING SINGLE-GAME HIGHS: ATTEMPTS—2 (two times; most recently on 11-25-12 vs. Oakland). YARDS—25 (12-24-11 vs. Arizona). LONG—22 (12-24-11 vs. Arizona). TOUCHDOWNS—(none).

### POSTSEASON

YEAR	TEAM	G-S	RECEIVING					RUSHING					SCORING					
			NO	YDS	AVG	LG	TD	ATT	YDS	AVG	LG	TD	TD	TD-R	TD-P	TD-Rt	2-PtC	PTS
2011	Cincinnati	1-1	5	47	9.4	21	0	—	—	—	—	—	0	0	0	0	0	0
2012	Cincinnati	1-1	5	80	16.0	45	0	—	—	—	—	—	0	0	0	0	0	0
2013	Cincinnati	1-1	3	34	11.3	14	0	—	—	—	—	—	0	0	0	0	0	0
2014	Cincinnati	0-0	DID NOT PLAY*					DID NOT PLAY*					DID NOT PLAY*					
2015	Cincinnati	1-1	5	71	14.2	25t	1	—	—	—	—	—	1	0	1	0	0	6
CAREER		4-4	18	232	12.9	45	1	—	—	—	—	—	1	0	1	0	0	6


\* NOTE: Green was inactive for one postseason game with Cincinnati in 2014.

### CAREER GAME-BY-GAME

		RECEIVING					RUSHING				
DATE	OPPONENT	NO	YDS	AVG	LG	TD	ATT	YDS	AVG	LG	TD
2011 / CINCINNATI											
9-11	at Cleveland	1	41	41.0	41t	1	0	0	—	—	0
9-18	at Denver	10	124	12.4	26	1	0	0	—	—	0
9-25	SAN FRANCISCO	4	29	7.3	18	0	0	0	—	—	0
10-2	BUFFALO	4	118	29.5	58	0	1	6	6.0	6	0
10-9	at Jacksonville	5	90	18.0	37t	1	0	0	—	—	0
10-16	INDIANAPOLIS	5	51	10.2	22	1	0	0	—	—	0
10-23	— BYE —										
10-30	at Seattle	4	63	15.8	43t	1	0	0	—	—	0
11-6	at Tennessee	7	83	11.9	23	0	0	0	—	—	0
11-13	PITTSBURGH	1	36	36.0	36t	1	1	7	7.0	7	0
11-20	at Baltimore			INACTIVE				INACTIVE			
11-27	CLEVELAND	3	110	36.7	51	0	0	0	—	—	0
12-4	at Pittsburgh	6	87	14.5	43	1	1	15	15.0	15	0
12-11	HOUSTON	5	59	11.8	36	0	0	0	—	—	0
12-18	at St. Louis	6	115	19.2	55	0	0	0	—	—	0
12-24	ARIZONA	2	25	12.5	17	0	2	25	12.5	22	0
1-1	BALTIMORE	2	26	13.0	18	0	0	0	—	—	0
Postseason											
1-7	at Houston	5	47	9.4	21	0	0	0	—	—	0
2012 / CINCINNATI											
9-10	at Baltimore	5	70	14.0	19	0	0	0	—	—	0
9-16	CLEVELAND	7	58	8.3	12	1	0	0	—	—	0
9-23	at Washington	9	183	20.3	73t	1	1	11	11.0	11	0
9-30	at Jacksonville	6	117	19.5	42	1	0	0	—	—	0
10-7	MIAMI	9	65	7.2	18	1	0	0	—	—	0
10-14	at Cleveland	7	135	19.3	57t	2	0	0	—	—	0
10-21	PITTSBURGH	1	8	8.0	8t	1	0	0	—	—	0
10-28	— BYE —										
11-4	DENVER	7	99	14.1	37	1	1	6	6.0	6	0
11-11	N.Y. GIANTS	7	85	12.1	56t	1	0	0	—	—	0
11-18	at Kansas City	6	91	15.2	40	1	0	0	—	—	0
11-25	OAKLAND	3	111	37.0	48	0	2	21	10.5	20	0
12-2	at San Diego	9	85	9.4	16	0	0	0	—	—	0
12-9	DALLAS	3	44	14.7	17	0	0	0	—	—	0
12-13	at Philadelphia	6	57	9.5	13	1	0	0	—	—	0
12-23	at Pittsburgh	10	116	11.6	21	0	0	0	—	—	0
12-30	BALTIMORE	2	26	13.0	17	0	0	0	—	—	0
Postseason											
1-5	at Houston	5	80	16.0	45	0	0	0	—	—	0

		RECEIVING					RUSHING				
DATE	OPPONENT	NO	YDS	AVG	LG	TD	ATT	YDS	AVG	LG	TD
2013 / CINCINNATI											
9-8	at Chicago	9	162	18.0	45t	2	—	—	—	—	—
9-16	PITTSBURGH	6	41	6.8	10	0	—	—	—	—	—
9-22	GREEN BAY	4	46	11.5	20t	1	—	—	—	—	—
9-29	at Cleveland	7	51	7.3	16	0	—	—	—	—	—
10-6	NEW ENGLAND	5	61	12.2	18	0	—	—	—	—	—
10-13	at Buffalo	6	103	17.2	54	1	—	—	—	—	—
10-20	at Detroit	6	155	25.8	82t	1	—	—	—	—	—
10-27	N.Y. JETS	3	115	38.3	53	0	—	—	—	—	—
10-31	at Miami	11	128	11.6	21	0	—	—	—	—	—
11-10	at Baltimore	8	151	18.9	51t	1	—	—	—	—	—
11-17	CLEVELAND	2	7	3.5	4	0	—	—	—	—	—
11-24	— BYE —										
12-1	at San Diego	5	83	16.6	28	1	—	—	—	—	—
12-8	INDIANAPOLIS	6	72	12.0	22	1	—	—	—	—	—
12-15	at Pittsburgh	9	93	10.3	19	0	—	—	—	—	—
12-22	MINNESOTA	7	97	13.9	29t	2	—	—	—	—	—
12-29	BALTIMORE	4	61	15.3	53t	1	—	—	—	—	—
Postseason											
1-5	SAN DIEGO	3	34	11.3	14	0	—	—	—	—	—
2014 / CINCINNATI											
9-7	at Baltimore	6	131	21.8	77t	1	1	5	5.0	5	0
9-14	ATLANTA	0	0	—	—	0	0	0	—	—	0
9-21	TENNESSEE	6	102	17.0	29	0	0	0	—	—	0
9-28	— BYE —										
10-5	at New England	5	81	16.2	35	1	0	0	—	—	0
10-12	CAROLINA			INACTIVE					INACTIVE		
10-19	at Indianapolis			INACTIVE					INACTIVE		
10-26	BALTIMORE			INACTIVE					INACTIVE		
11-2	JACKSONVILLE	3	44	14.7	18t	1	1	-3	-3.0	-3	0
11-6	CLEVELAND	3	23	7.7	11	0	0	0	—	—	0
11-16	at New Orleans	6	127	21.2	38	1	0	0	—	—	0
11-23	at Houston	12	121	10.1	20	0	0	0	—	—	0
11-30	at Tampa Bay	4	57	14.3	20	1	0	0	—	—	0
12-7	PITTSBURGH	11	224	20.4	81t	1	0	0	—	—	0
12-14	at Cleveland	5	49	9.8	13	0	0	0	—	—	0
12-22	DENVER	0	0	—	—	0	0	0	—	—	0
12-28	at Pittsburgh	8	82	10.3	17	0	0	0	—	—	0
Postseason											
1-4	at Indianapolis			INACTIVE					INACTIVE		
2015 / CINCINNATI											
9-13	at Oakland	5	63	12.6	30	0	0	0	—	—	0
9-20	SAN DIEGO	3	45	15.0	23	1	0	0	—	—	0
9-27	at Baltimore	10	227	22.7	80t	2	0	0	—	—	0
10-4	KANSAS CITY	7	82	11.7	36	0	0	0	—	—	0
10-11	SEATTLE	6	78	13.0	22	0	0	0	—	—	0
10-18	at Buffalo	4	36	9.0	12	0	0	0	—	—	0
10-25	— BYE —										
11-1	at Pittsburgh	11	118	10.7	38	1	0	0	—	—	0
11-5	CLEVELAND	4	53	13.3	18	0	0	0	—	—	0
11-16	HOUSTON	5	67	13.4	26	0	0	0	—	—	0
11-22	at Arizona	4	79	19.8	42	0	0	0	—	—	0
11-29	ST. LOUIS	6	61	10.2	18t	2	0	0	—	—	0
12-6	at Cleveland	5	128	25.6	57	1	0	0	—	—	0
12-13	PITTSBURGH	6	132	22.0	66t	1	0	0	—	—	0
12-20	at San Francisco	1	37	37.0	37	0	0	0	—	—	0
12-28	at Denver	5	57	11.4	17	1	0	0	—	—	0
1-3	BALTIMORE	4	34	8.5	12	1	0	0	—	—	0
Postseason											
1-9	PITTSBURGH	5	71	14.2	25t	1	0	0	—	—	0





## HARDISON, MARCUS

DT #91

**Height:** 6-3  
**Weight:** 310  
**College:** Arizona State  
**Experience:** 2nd-year player in 2016

**2015 games-starts:** 0-0  
**Career games-starts:** 0-0  
**Born:** 2-14-92  
**Hometown:** Natchitoches, La.  
**Acquired:** D4b'15

*Fourth-round draftee 2015 draftee will vie for first regular-season action in '16, after spending his full rookie season on the roster but inactive on game days ... Had an active preseason, but his regular-season start was slowed because of knee injury ... Blossomed in 2014, his second season at Arizona State, after playing previously in junior college ... Led '14 Sun Devils in sacks (10.0) and tackles-for-loss (15), and also had two INTs ... Has demonstrated versatility and ability to play multiple defensive line positions.*

**Career transactions:** Selected by Cincinnati in fourth round of 2015 NFL Draft (135th overall) ... Signed with Bengals on 5-18-15.

**2015 highlights:** Played in all four preseason games, with eight tackles, a sack, a pass defended and a forced fumble ... Inactive for Games

1-16 and Wild Card playoff ... On injury report (knee) for season's first three weeks.

**College:** Played two seasons for Arizona State (2013-14) ... Finished career with 53 tackles, 11 total sacks and 2 INTs ... Selected to play in 2015 Senior Bowl ... Appeared in all 13 ASU games in 2014, helping team to 10-3 record with Sun Bowl win over Duke, a game in which he had 13 tackles ... Named All-Pac 12 Honorable Mention as a senior ... Played two years at Dodge City (Kan.) Community College (2011-12), recording 96 tackles and seven sacks.

**Personal:** Hometown is Natchitoches, La. ... Attended Charlotte High School in Punta Gorda, Fla., where he played quarterback early in his career before moving to defensive line ... Hobbies include basketball and fishing.


### MARCUS HARDISON'S STATISTICS

			DEFENSE						INTERCEPTIONS						SCORING				
YEAR	TEAM	G-S	ST	AT	TT	SKS-YDS	PD	FF	FR-YDS	NO	YDS	AVG	LG	TD	TD	TD-IntRt	TD-FRRt	S	PTS
2015	Cincinnati	0-0	DID NOT PLAY*						DID NOT PLAY*						DID NOT PLAY*				
CAREER		0-0	0	0	0	0-0	0	0	0-0	—	—	—	—	—	—	—	—	—	—

### POSTSEASON

			DEFENSE						INTERCEPTIONS						SCORING				
YEAR	TEAM	G-S	ST	AT	TT	SKS-YDS	PD	FF	FR-YDS	NO	YDS	AVG	LG	TD	TD	TD-IntRt	TD-FRRt	S	PTS
2015	Cincinnati	0-0	DID NOT PLAY*						DID NOT PLAY*						DID NOT PLAY*				
CAREER		0-0	0	0	0	0-0	0	0	0-0	—	—	—	—	—	—	—	—	—	—

\* NOTE: Hardison was inactive for 16 regular-season games and one postseason game with Cincinnati in 2015.



## HARRIS, CLARK

**LS #46****Height:** 6-5**Weight:** 250**College:** Rutgers**Experience:** 8th-year player in 2016**2015 games-starts:** 16-0**Career games-starts:** 111-0**Born:** 7-10-84**Hometown:** Manahawkin, N.J.**Acquired:** FA'09

Harris has been paragon of reliability as Bengals long snapper and is set for his eighth Cincinnati season in 2016 ... Since signing as a free agent in October 2009, has played every game (including postseason) and has had no unplayable snaps ... His 113 consecutive Bengals games played (including postseason) is tops on Cincinnati's opening training camp roster ... Regular-season and postseason snap total now is at 1029 (540 punts, 489 place kicks) ... Had career-best five special teams tackles in 2015, moving him to 20 for his career, plus five in postseason.

**Career transactions:** Selected by Green Bay in seventh round of 2007 NFL Draft (243rd overall) ... Signed with Packers on 6-20-07 ... Waived by Packers on 9-1-07 ... Signed to Packers practice squad on 9-4-07 ... Released from Packers practice squad on 9-11-07 ... Signed to Detroit practice squad on 11-28-07 ... Signed to Lions roster on 12-31-07 ... Waived by Lions on 5-19-08 ... Re-signed with Lions as free agent on 8-19-08 ... Waived by Lions on 8-31-08 ... Signed to Houston practice squad on 9-17-08 ... Released from Texans practice squad on 9-30-08 ... Re-signed to Texans practice squad on 11-4-08 ... Signed to Texans roster on 12-3-08 ... Waived by Texans on 9-5-09 ... Signed to Texans practice squad on 9-30-09 ... Released from Texans practice squad on 10-6-09 ... Signed with Cincinnati as free agent on 10-13-09 ... Re-signed with Bengals on 3-8-13.

**2015 highlights:** Played in Games 1-16 at LS, and set a personal career-high in special teams tackles (five) ... Also played in Wild Card playoff ... One special teams tackle on Sept. 27 at Baltimore, two on Dec. 20 at San Francisco, one on Dec. 28 at Denver, and one on Jan. 3 vs. Baltimore.

**Previous seasons:** **2007**—Did not play in regular season, opening with Green Bay practice squad and finishing Detroit practice squad. **2008**—Opened preseason with Detroit, then spent time on Houston's practice squad before being signed to Texans' roster ... Played in Games 13-16 for Houston and handled all long snapping duties ... Made NFL debut Dec. 7 at Green Bay and snapped for game-winning FG. **2009**—Spent time on Houston's practice squad before signing with Cincinnati ... Played for Bengals in Games 6-16, plus Wild Card playoff, and handled 105 snaps (44 placekicks, 61 punts). **2010**—Had no unplayable deliveries for Bengals on 135 snaps (72 punts and 63 placekicks) ...

Downed two punts on Dec. 12 at Pittsburgh, including one at Steelers eight-yard line. **2011**—Played in all 16 games and in Wild Card playoff, handling all 169 long snaps (94 punts and 75 placekicks) ... Three special teams tackles — one Sept. 11 at Cleveland, one Dec. 4 at Pittsburgh and one Dec. 11 vs. Houston ... Also had a special teams stop in Wild Card game on 1-7-12 at Houston. **2012**—Played in all 16 Bengals games, plus Wild Card playoff, with 142 successful snaps (81 punts, 61 placekicks) ... Four special teams tackles ... In wins Sept. 30 at Jacksonville and Nov. 18 at Kansas City, delivered tight-angled, accurate snaps on fake punts to upback Cedric Peerman, aiding successful fourth-down conversions and setting up Bengals TD later in each drive ... Two special teams tackles Sept. 10 at Baltimore ... On Dec. 2 at San Diego, downed a punt at Chargers four, helping set up field position for fourth-quarter comeback win. **2013**—Played in Games 1-16 and in Wild Card playoff, with 155 on-target snaps (78 punts and 77 place kicks) ... Three special teams tackles ... On Oct. 20 at Detroit, downed punt at Lions six-yard line late in fourth quarter, helping set up field position for eventual game winning FG. **2014**—Played in Games 1-16 and postseason, with 155 successful snaps (81 punts, 74 place kicks) ... Led team with three special teams tackles in Wild Card playoff on 1-4-15 at Indianapolis ... Teamed with CB Dre Kirkpatrick to down a punt at one-yard line on Sept. 14 vs. Atlanta.

**College:** Was a standout TE at Rutgers in addition to handling long-snapping duties ... Three-time first-team All-Big East selection ... Played 48 games from 2003-06, with 42 starts ... Finished career ranked sixth in program history in receptions (143) and receiving yards, and tied for seventh in TDs (11) ... Caught a pass in 38 straight games, registering what was third-longest streak in Big East history ... Had five career games of 100 or more receiving yards.

**Personal:** Hometown is Manahawkin, N.J. ... Attended Southern Regional High School ... Married (wife Jessica) with a son, Trent ... Hobbies include video games, golf, basketball and water sports.

**NOTE ABOUT NFL EXPERIENCE:** Harris did not earn an accrued year of experience toward NFL free agency in 2007 or '08 because he was not on a 53-player roster, a Reserve/Injured list or a Reserve/Physically Unable to Perform list for the required minimum of six games in either season.

### CLARK HARRIS' STATISTICS

			SPECIAL TEAMS								KICKOFF RETURNS						PUNT RETURNS					
YEAR	TEAM	G-S	ST	AT	TT	FF	FR-YDS	BP	BFG	BXP	NO	YDS	AVG	FC	LG	TD	NO	YDS	AVG	FC	LG	TD
2007	Green Bay	0-0					DID NOT PLAY*															
	Detroit	0-0					DID NOT PLAY*															
2008	Houston	4-0	0	0	0	0	0-0	0	0	0	—	—	—	—	—	—	—	—	—	—	—	—
2009	Houston	0-0					DID NOT PLAY*															
	Cincinnati	11-0	1	0	1	0	0-0	0	0	0	—	—	—	—	—	—	—	—	—	—	—	—
2010	Cincinnati	16-0	3	0	3	0	0-0	0	0	0	—	—	—	—	—	—	—	—	—	—	—	—
2011	Cincinnati	16-0	2	1	3	0	0-0	0	0	0	—	—	—	—	—	—	—	—	—	—	—	—
2012	Cincinnati	16-0	4	0	4	0	0-0	0	0	0	—	—	—	—	—	—	—	—	—	—	—	—
2013	Cincinnati	16-0	1	2	3	0	0-0	0	0	0	—	—	—	—	—	—	—	—	—	—	—	—
2014	Cincinnati	16-0	1	0	1	0	0-0	0	0	0	—	—	—	—	—	—	—	—	—	—	—	—
2015	Cincinnati	16-0	4	1	5	0	0-0	0	0	0	—	—	—	—	—	—	—	—	—	—	—	—
HOU. TOTALS		4-0	0	0	0	0	0-0	0	0	0	—	—	—	—	—	—	—	—	—	—	—	—
CIN. TOTALS		107-0	16	4	20	0	0-0	0	0	0	—	—	—	—	—	—	—	—	—	—	—	—
CAREER		111-0	16	4	20	0	0-0	0	0	0	—	—	—	—	—	—	—	—	—	—	—	—


### POSTSEASON

			SPECIAL TEAMS								KICKOFF RETURNS						PUNT RETURNS					
YEAR	TEAM	G-S	ST	AT	TT	FF	FR-YDS	BP	BFG	BXP	NO	YDS	AVG	FC	LG	TD	NO	YDS	AVG	FC	LG	TD
2009	Cincinnati	1-0	0	0	0	0	0-0	0	0	0	—	—	—	—	—	—	—	—	—	—	—	—
2011	Cincinnati	1-0	1	0	1	0	0-0	0	0	0	—	—	—	—	—	—	—	—	—	—	—	—
2012	Cincinnati	1-0	1	0	1	0	0-0	0	0	0	—	—	—	—	—	—	—	—	—	—	—	—
2013	Cincinnati	1-0	0	0	0	0	0-0	0	0	0	—	—	—	—	—	—	—	—	—	—	—	—
2014	Cincinnati	1-0	1	2	3	0	0-0	0	0	0	—	—	—	—	—	—	—	—	—	—	—	—
2015	Cincinnati	1-0	0	0	0	0	0-0	0	0	0	—	—	—	—	—	—	—	—	—	—	—	—
CAREER		6-0	3	2	5	0	0-0	0	0	0	—	—	—	—	—	—	—	—	—	—	—	—

\* NOTE: Harris was on the practice squad for one regular-season game with Green Bay and five regular-season games with Detroit in 2007. In 2009, he was on the practice squad for one regular-season game with Houston.

## 2015 REGULAR-SEASON GAME-BY-GAME

DATE	OPPONENT	SPECIAL TEAMS								KICKOFF RETURNS							PUNT RETURNS						
		ST	AT	TT	FF	FR-YDS	BP	BFG	BXP	NO	YDS	AVG	FC	LG	TD		NO	YDS	AVG	FC	LG	TD	
9-13	at Oakland	0	0	0	0	0-0	0	0	0	—	—	—	—	—	—		—	—	—	—	—	—	
9-20	SAN DIEGO	0	0	0	0	0-0	0	0	0	—	—	—	—	—	—		—	—	—	—	—	—	
9-27	at Baltimore	1	0	1	0	0-0	0	0	0	—	—	—	—	—	—		—	—	—	—	—	—	
10-4	KANSAS CITY	0	0	0	0	0-0	0	0	0	—	—	—	—	—	—		—	—	—	—	—	—	
10-11	SEATTLE	0	0	0	0	0-0	0	0	0	—	—	—	—	—	—		—	—	—	—	—	—	
10-18	at Buffalo	0	0	0	0	0-0	0	0	0	—	—	—	—	—	—		—	—	—	—	—	—	
10-25	— BYE —																						
11-1	at Pittsburgh	0	0	0	0	0-0	0	0	0	—	—	—	—	—	—		—	—	—	—	—	—	
11-5	CLEVELAND	0	0	0	0	0-0	0	0	0	—	—	—	—	—	—		—	—	—	—	—	—	
11-16	HOUSTON	0	0	0	0	0-0	0	0	0	—	—	—	—	—	—		—	—	—	—	—	—	
11-22	at Arizona	0	0	0	0	0-0	0	0	0	—	—	—	—	—	—		—	—	—	—	—	—	
11-29	ST. LOUIS	0	0	0	0	0-0	0	0	0	—	—	—	—	—	—		—	—	—	—	—	—	
12-6	at Cleveland	0	0	0	0	0-0	0	0	0	—	—	—	—	—	—		—	—	—	—	—	—	
12-13	PITTSBURGH	0	0	0	0	0-0	0	0	0	—	—	—	—	—	—		—	—	—	—	—	—	
12-20	at San Francisco	2	0	2	0	0-0	0	0	0	—	—	—	—	—	—		—	—	—	—	—	—	
12-28	at Denver	1	0	1	0	0-0	0	0	0	—	—	—	—	—	—		—	—	—	—	—	—	
1-3	BALTIMORE	0	1	1	0	0-0	0	0	0	—	—	—	—	—	—		—	—	—	—	—	—	
TOTALS		4	1	5	0	0-0	0	0	0	—	—	—	—	—	—		—	—	—	—	—	—	

**HARRIS, DARIEN****LB #45**

**Height:** 6-0  
**Weight:** 230  
**College:** Michigan State  
**Experience:** Rookie in 2016

**2015 games-starts:** 0-0  
**Career games-starts:** 0-0  
**Born:** 3-31-93  
**Hometown:** Silver Spring, Md.  
**Acquired:** CFA'16

*College free agent signee played a big role for Michigan State teams that posted an aggregate 36-5 record over the past three seasons, with national rankings of third in 2013, fifth in 2014 and sixth in 2015 ... Not blessed with great size, but used quickness, tenacious hitting and excellent play diagnosis to become a valued starter as a junior and senior ... Earned experience in pass coverage in MSU's defensive scheme.*

**Career transactions:** Signed with Cincinnati as a college free agent on 5-6-16.

**More college highlights:** Played four seasons (2012-15) at Michigan State, seeing action in 54 games, with 25 starts ... Had 138 of his 154 career tackles over his final two seasons. **2015**—Started all 14 games for 12-2 MSU team that closed season with a loss to Alabama in national championship semifinal ... Ranked second on team in tackles (90) , including nine for losses, and had three passes defended ... Third-team All-Big Ten selection by league coaches ... Led team with nine tackles in Big Ten Championship game win over Iowa ... Voted a co-captain by teammates, and was MSU's recipient of Big Ten

**Sportsmanship Awards. 2014**—Started 11 of 13 games for 11-2 team that closed season with Cotton Bowl win over No. 4 Baylor ... Ranked fifth on team in tackles (48), including seven in win vs. Michigan ... Had a 15-yard INT return for a TD to seal win over Purdue. **2013**—Played in every game for 13-1 team that closed with No. 3 ranking after win over Stanford in 100th Rose Bowl ... Played primarily on special teams in regular season, but saw extensive action at middle linebacker in the bowl win, logging five of his 14 tackles on the year. **2012**—Played in every game as a redshirt freshman, logging four tackles on kickoff coverage.

**High school:** Attended DeMatha Catholic High School in Hyattsville, Md., where he starred at S and LB for a regional powerhouse program ... Rated as Maryland's No. 10 senior prospect by Rivals.com ... As a senior, his 83 tackles included five sacks, and he rushed for 793 yards, with an 8.2 average.

**Personal:** Hometown is Silver Spring, Md. ... Earned journalism degree from Michigan State ... Pursuing a second degree, in interdisciplinary studies in social science ... Father, Alan, was three-year letterman at RB for Virginia Tech.



## HEWITT, RYAN

**H-B #89**

**Height:** 6-4  
**Weight:** 255  
**College:** Stanford  
**Experience:** 3rd-year player in 2016

**2015 games-starts:** 15-12  
**Career games-starts:** 31-23  
**Born:** 1-24-91  
**Hometown:** Denver, Colo.  
**Acquired:** CFA'14

*Undrafted out of Stanford, Hewitt signed with Cincinnati as a college free agent for 2014 and became key figure in offense as No. 1 H-back ... Had 24 career starts under his belt (including postseason) when a knee injury sidelined him for the regular-season finale and Wild Card playoff this past season ... Was the lone CFA to make Bengals season-opening roster in 2014 ... Contributed last season to offense ranking seventh in NFL in scoring (26.2 per game) ... Blocked in '14 for NFL's No. 6 rushing game (134.2) and aided pass protection whose 23 sacks allowed was third-fewest in league ... Has 18 career receptions ... Began at Stanford as a tight end, but converted to fullback early in career.*

**Career transactions:** Signed with Cincinnati as college free agent on 5-12-14.

**2015 highlights:** Played in Games 1-15, with 12 starts ... Due to knee injury suffered Dec. 28 at Denver, was inactive for Game 16 and Wild Card playoff ... Eight receptions for 99 yards on the season ... On Sept. 13 at Oakland, aided pass protection that allowed no sacks and supported 396 yards net offense ... Supported a second straight sack-free game Sept. 20 vs. San Diego, with 175-yard rushing output ... On Sept. 27 at Baltimore, aided season-best 458 net yards ... On Oct. 4 vs. Kansas City, helped Bengals post first game in franchise history with more than 300 net passing yards (321) and four rushing TDs, and credited with a key block on Giovani Bernard 13-yard TD run ... Helped aid Bengals offense to 17 fourth-quarter points in comeback win on Oct. 11 vs. Seattle ... On Oct. 18 at Buffalo, had first offensive touch of the season, a 16-yard reception ... One reception for 22 yards Nov. 1 at Pittsburgh ... Caught a season-high two passes for 29 yards Nov. 29 vs. St. Louis ... One reception for seven yards Dec. 6 at Cleveland, while helping team rush 33-for-144 ... One reception for nine yards Dec. 13 vs. Pittsburgh and also on Dec. 20 at San

Francisco ... Did not have an offensive touch before suffering a knee injury in first quarter Dec. 28 at Denver.

**2014:** Started 11 games, plus Wild Card playoff, and played in every game ... In addition to blocking duties, had 10 receptions for 86 yards and one rush for no gain ... Made a seven-yard catch to convert a third down late in game on Nov. 2 vs. Jacksonville, and had a key block on HB Jeremy Hill's game-changing 60-yard TD run ... Had personal season bests with three catches for 34 yards on Dec. 14 at Cleveland, and threw key block on Jeremy Hill 16-yard TD run ... Caught three-for-31, including a season-long 19-yard reception, on Dec. 28 at Pittsburgh ... Aided rushing outputs of 244 yards at Cleveland and 207 on Dec. 22 vs. Denver as Bengals won Games 14-15 to clinch playoff berth.

**College:** Played four seasons (2010-13) at Stanford, appearing in 51 games (29 starts) ... Redshirt year in 2009 ... Played in 2014 season Senior Bowl ... Career totals of 473 receiving yards and 73 as a rusher, where he was effective in short-yardage situations ... Began at Stanford as a tight end, but converted to fullback early in career ... Had 11-yard catch vs. Michigan State in 2014 Rose Bowl ... Won Stanford's "Team Technician" award as senior ... As a junior, was a primary blocker for RB Stepfan Taylor's school-record season of 1530 rushing yards.

**Personal:** Hometown is Denver, Colo. ... Attended Mullen High School, where he was a Denver Post and Rocky Mountain News First-Team All-State selection ... Helped Mullen to 2008 5A state championship, winning team Offensive MVP award and serving as team captain ... Three-year varsity letter winner in prep basketball ... Majored at Stanford in science, technology and society ... Enjoys skiing ... Last name is pronounced "HUE-it."

### RYAN HEWITT'S STATISTICS

YEAR	TEAM	G-S	RECEIVING					RUSHING					SCORING					
			NO	YDS	AVG	LG	TD	ATT	YDS	AVG	LG	TD	TD	TD-R	TD-P	TD-Rt	2-PIC	PTS
2014	Cincinnati	16-11	10	86	8.6	19	0	1	0	0.0	0	0	—	—	—	—	—	—
2015	Cincinnati	15-12	8	99	12.4	22	0	0	0	—	—	0	—	—	—	—	—	—
CAREER		31-23	18	185	10.3	22	0	1	0	0.0	0	0	—	—	—	—	—	—

YEAR	TEAM	SPECIAL TEAMS								KICKOFF RETURNS						PUNT RETURNS					
		ST	AT	TT	FF	FR-YDS	BP	BFG	BXP	NO	YDS	AVG	FC	LG	TD	NO	YDS	AVG	FC	LG	TD
2014	Cincinnati	2	1	3	0	0-0	0	0	0	—	—	—	—	—	—	—	—	—	—	—	—
CAREER		2	1	3	0	0-0	0	0	0	—	—	—	—	—	—	—	—	—	—	—	—

RECEIVING SINGLE-GAME HIGHS: RECEPTIONS—3 (two times; most recently on 12-28-14 at Pittsburgh). YARDS—34 (12-14-14 at Cleveland). LONG—22 (11-1-15 at Pittsburgh). TOUCHDOWNS—(none).

### POSTSEASON


YEAR	TEAM	G-S	RECEIVING					RUSHING					SCORING					
			NO	YDS	AVG	LG	TD	ATT	YDS	AVG	LG	TD	TD	TD-R	TD-P	TD-Rt	2-PIC	PTS
2014	Cincinnati	1-1	3	37	12.3	14	0	—	—	—	—	—	—	—	—	—	—	—
2015	Cincinnati	0-0	DID NOT PLAY*					DID NOT PLAY*					DID NOT PLAY*					
CAREER		1-1	3	37	12.3	14	0	—	—	—	—	—	—	—	—	—	—	—

YEAR	TEAM	SPECIAL TEAMS								KICKOFF RETURNS						PUNT RETURNS					
		ST	AT	TT	FF	FR-YDS	BP	BFG	BXP	NO	YDS	AVG	FC	LG	TD	NO	YDS	AVG	FC	LG	TD
2014	Cincinnati	1	0	1	0	0-0	0	0	0	—	—	—	—	—	—	—	—	—	—	—	—
CAREER		1	0	1	0	0-0	0	0	0	—	—	—	—	—	—	—	—	—	—	—	—

\* NOTE: Hewitt was inactive for one postseason game with Cincinnati in 2015.



2015 REGULAR-SEASON GAME-BY-GAME											
DATE	OPPONENT	RECEIVING					RUSHING				
		NO	YDS	AVG	LG	TD	ATT	YDS	AVG	LG	TD
9-13	at Oakland	0	0	—	—	0	—	—	—	—	—
9-20	SAN DIEGO	0	0	—	—	0	—	—	—	—	—
9-27	at Baltimore	0	0	—	—	0	—	—	—	—	—
10-4	KANSAS CITY	0	0	—	—	0	—	—	—	—	—
10-11	SEATTLE	0	0	—	—	0	—	—	—	—	—
10-18	at Buffalo	1	16	16.0	16	0	—	—	—	—	—
10-25	— BYE —										
11-1	at Pittsburgh	1	22	22.0	22	0	—	—	—	—	—
11-5	CLEVELAND	0	0	—	—	0	—	—	—	—	—
11-16	HOUSTON	1	7	7.0	7	0	—	—	—	—	—
11-22	at Arizona	0	0	—	—	0	—	—	—	—	—
11-29	ST. LOUIS	2	29	14.5	21	0	—	—	—	—	—
12-6	at Cleveland	1	7	7.0	7	0	—	—	—	—	—
12-13	PITTSBURGH	1	9	9.0	9	0	—	—	—	—	—
12-20	at San Francisco	1	9	9.0	9	0	—	—	—	—	—
12-28	at Denver	0	0	—	—	0	—	—	—	—	—
1-3	BALTIMORE			INACTIVE				INACTIVE			
TOTALS		8	99	12.4	22	0	—	—	—	—	—



## HILL, BRONSON

**HB #34****Height:** 5-10**Weight:** 220**College:** Eastern Michigan**Experience:** 1st-year player in 2016**2015 games-starts:** 0-0**Career games-starts:** 0-0**Born:** 1-2-93**Hometown:** Grand Rapids, Mich.**Acquired:** FA'16

*First-year pro joins Bengals as a free agent for 2016, seeking first regular-season action after spending time as a rookie on Bears, Dolphins, and Saints practice squads ... Played with Buffalo in 2015 preseason.*

**Career transactions:** Signed with Buffalo as college free agent on 8-7-15 ... Waived by Bills on 9-4-15 ... Signed to Chicago practice squad on 9-9-15 ... Released from Bears practice squad on 9-21-15 ... Signed to Miami practice squad on 10-15-15 ... Released from Dolphins practice squad on 10-20-15 ... Signed to New Orleans practice squad on 12-9-15 ... Saints practice squad contract expired on 1-11-16 ... Signed with Bengals as free agent on 2-2-16.

**2015 recap:** Entered NFL with Buffalo as college free agent and played in all four Bills preseason games, finishing first on team in rushing attempts (29) and second in rushing yards (92) ... Also had two catches for 12 yards ... Waived in final preseason cuts ... On Chicago practice squad for Games 1-2 ... On Miami

practice squad for Game 5 ... On New Orleans practice squad for Games 13-16.

**College:** Played four seasons (2011-14) at Eastern Michigan, totaling 2359 rushing yards, all of those over last three years ... Biggest year came as junior, when he rushed 196-for-1101 (5.6), including 257-yard game vs. Ohio ... Rushed for 905 as sophomore, including 283 vs. Toledo, and earned team Most Valuable Offensive Player ... Also saw time on EMU track team, as a sprinter.

**Personal:** Hometown is Grand Rapids, Mich. ... Attended Catholic Central High School, where he rushed for a school-record 23 TDs as a senior, earning second-team all-state ... Marketing major at Eastern Michigan.

*NOTE ABOUT NFL EXPERIENCE: Hill did not earn an accrued year of experience toward NFL free agency in 2015 because he was not on a 53-player roster, a Reserve/Injured list or a Reserve/Physically Unable to Perform list for the required minimum of six games.*

### BRONSON HILL'S STATISTICS

			RUSHING					RECEIVING					SCORING					
YEAR	TEAM	G-S	ATT	YDS	AVG	LG	TD	NO	YDS	AVG	LG	TD	TD	TD-R	TD-P	TD-Rt	2-PtC	PTS
2015	Chicago	0-0		DID NOT PLAY*					DID NOT PLAY*					DID NOT PLAY*				
	Miami	0-0		DID NOT PLAY*					DID NOT PLAY*					DID NOT PLAY*				
	New Orleans	0-0		DID NOT PLAY*					DID NOT PLAY*					DID NOT PLAY*				
CAREER		0-0	0	0	—	—	0	—	—	—	—	—	—	—	—	—	—	—

\* NOTE: In 2015, Hill was on practice squads for seven regular-season games with three teams — Chicago (two games), Miami (one game), New Orleans (four games).



## HILL, JEREMY

**HB #32**

**Height:** 6-1  
**Weight:** 235  
**College:** Louisiana State  
**Experience:** 3rd-year player in 2016

**2015 games-starts:** 16-15  
**Career games-starts:** 32-23  
**Born:** 10-20-92  
**Hometown:** Baton Rouge, La.  
**Acquired:** D2'14

*Second-year pro from LSU was second on team in TDs (12) in 2015, despite a slow year in rushing numbers compared to his stellar rookie season ... Posted 11 rushing TDs and one as a receiver, getting most total TDs by a Bengals RB since Rudi Johnson (12) in 2006 ... Also scored a TD in Wild Card playoff ... Finished with 794 rushing yards, well below his (1124) of last season, but picked up the pace in season's second half, rushing for 435 yards and 3.9 average in last seven games after being held to 359 and 3.2 average for first nine games ... In 2014, had most rushing yards (929) in NFL over last nine weeks ... Had four rushing games of 140-plus yards in '14, first Bengal to do that in a season, and became only the third NFL rookie to get four of 140-plus ... At 235 pounds, Hill is the biggest running back the Bengals have drafted above the sixth round since they chose 248-pounder Pete Johnson in the second round in 1997.*

**Career transactions:** Selected by Cincinnati in second round of 2014 NFL Draft (55th overall) ... Signed with Bengals on 5-27-14.

**2015 general:** Played in every game, with 15 starts ... Rushed 223-for-794 (led team), with 15-for-79 receiving ... Had 11 rushing TDs and one receiving TD, and tied for eighth in NFL in total TDs (12).

**2015 game-by-game:** Rushed 19-for-63 with two TDs on Sept. 13 at Oakland, scoring on three-yard run in first quarter and two-yard run in second quarter ... Logged 10 carries for 39 yards on Sept. 20 vs. San Diego, but suffered two lost fumbles ... On Oct. 4 vs. Kansas City, rushed nine-for-40, with TD runs of eight, five and one yards, becoming first Bengal with three rushing TDs in a game since Kenny Watson in 2007 vs. Jets ... On Oct. 18 at Buffalo, rushed 15-for-56 and broke a tackle while tight-roping sideline on 13-yard reception for Cincinnati's first TD ... On Nov. 22 at Arizona, rushed 13-for-45, including TD runs of two yards in second quarter and one yard in fourth quarter ... Led team in scrimmage yards (100) on Nov. 29 vs. St. Louis, rushing 16-for-86 (5.4), with a 14-yard reception ... Led team in rushing Dec. 6 at Cleveland, going for 98 yards on 22 carries, with a one-yard TD ... Held to 31 yards on 19 carries on Dec. 20 at San Francisco, but had a pair of one-yard rushing TDs ... On Dec. 28 at Denver, led team in rushes (19) and rushing yards (63) ... Totaled team high 16-for-96 rushing Jan. 3 vs. Baltimore, with 38-yard TD run (team's longest rush of season), and two catches for 19 yards, for personal season-best 115 yards from scrimmage ... Led team in scrimmage yards (77) in Wild Card playoff on 1-9-16 vs. Pittsburgh, rushing 12-for-50 with one-yard TD and catching two-for-27.

**2014:** Played in Games 1-16, with eight starts (Games 5, 8-10, 11 and 14-16) ... Also started in Wild Card playoff ... Led team in rushing yards (1124),

scrimmage yards (1339) and TDs (nine) ... Named to Pro Football Writers Association All-Rookie team ... Had pair of 150-yard rushing games, joining Paul Robinson (1968) as the only Bengals to record two as rookies ... First Bengals rookie with at least 1000 rushing yards in a season since Corey Dillon in 1997, and finished five yards shy of Dillon's franchise rookie record of 1129 ... In addition to rushing yards, also caught 27-for-215 ... Over the last nine weeks (Weeks 9-17), was the NFL's leading rusher, posting 929 of his 1124 total rushing yards during that span, and the 929 was best by more than 100 yards ... Named NFL's Fed-Ex Ground Player of the Week for Nov. 2 Jacksonville, rushing 24-for-154 (6.4) with two TDs and adding one catch for nine yards ... Second TD vs. Jacksonville came 60-yard rush in fourth quarter, one play after Jaguars had cut Bengals lead to three ... Rushed 27-for-152 and had one catch for 13 yards on Nov. 16 at New Orleans ... Named AFC Offensive Player of the Week for performance Dec. 14 at Cleveland, when he rushed 25-for-148 (5.9) with two TDs ... Rushed 22-for-147 (6.7) on Dec. 22 vs. Denver, and his 85-yard TD run in first quarter helped Bengals recover early from a 7-0 deficit due to a Denver pick-six ... Rushed 23-for-100 on Dec. 28 at Pittsburgh, logging fifth 100-yard rushing game on the season ... Scored Cincinnati's only TD in Wild Card playoff loss at Indianapolis, on a one-yard run.

**College:** Played two seasons at LSU (2012-13), appearing in 23 games with 16 starts ... Rushed 345-for-2156 (6.3) and had 26 receptions for 254 yards (9.8) ... Rushed for 100 or more yards in 11 of his 23 games ... His 6.3 per-rush average ranks third in Southeastern Conference history, behind on Auburn's Bo Jackson (6.62) and Alabama's Bobby Marlow (6.27) ... Helped team to a 20-6 record ... Had six rushes of 50 or more yards in '13 ... Second in LSU history in rushing yards per game played (93.7), and though he started just 16 games, his 28 rushing TDs ranked seventh in school history ... Had only one fumble in 371 career touches, and Tigers recovered it ... His 6.90 per-rush average in '13 established an SEC season record (minimum 200 carries), topping 6.79 by former Bengal Garrison Hearst of Georgia in 1992.

**Personal:** Hometown is Baton Rouge, La. ... Offseason residence is Scottsdale, Ariz. ... Played at Redemptorist High School, where as a senior in 2010, he rushed 302-for-2260 (7.48) with 36 TDs and was named a Parade All-American ... Earned Class 3A All-State honors in both 2009 and '10 ... Sports administration major at LSU ... Is working to establish his own foundation, which will focus on eradicating homelessness and assisting children with special needs, including providing Bengals game experiences to terminally ill children ... Favorite hobby is walking and running his two dogs (Shaq, a pit bull, and Kobe, a Rottweiler).

### JEREMY HILL'S STATISTICS

			RUSHING					RECEIVING					SCORING					
YEAR	TEAM	G-S	ATT	YDS	AVG	LG	TD	NO	YDS	AVG	LG	TD	TD	TD-R	TD-P	TD-Rt	2-PtC	PTS
2014	Cincinnati	16-8	222	1124	5.1	85t	9	27	215	8.0	38	0	9	9	0	0	0	54
2015	Cincinnati	16-15	223	794	3.6	38t	11	15	79	5.3	14	1	12	11	1	0	1	74
CAREER		32-23	445	1918	4.3	85t	20	42	294	7.0	38	1	21	20	1	0	1	128

**CAREER** 32-23 445 1918 4.3 85t 20 42 294 7.0 38 1 21 20 1 0 1 128


**RUSHING SINGLE-GAME HIGHS:** ATTEMPTS—27 (11-16-14 at New Orleans). YARDS—154 (11-2-14 vs. Jacksonville). LONG—85t (12-22-14 vs. Denver). TOUCHDOWNS—3 (10-4-15 vs. Kansas City).

**RECEIVING SINGLE-GAME HIGHS:** RECEPTIONS—4 (three times; most recently on 11-30-14 at Tampa Bay). YARDS—68 (10-5-14 at New England). LONG—38 (10-5-14 at New England). TOUCHDOWNS—1 (10-18-15 at Buffalo).

### POSTSEASON

			RUSHING					RECEIVING					SCORING					
YEAR	TEAM	G-S	ATT	YDS	AVG	LG	TD	NO	YDS	AVG	LG	TD	TD	TD-R	TD-P	TD-Rt	2-PtC	PTS
2014	Cincinnati	1-1	13	47	3.6	18	1	0	0	—	—	0	1	1	0	0	0	6
2015	Cincinnati	1-1	12	50	4.2	38	1	3	27	9.0	13	0	1	1	0	0	0	6
CAREER		2-2	25	97	3.9	38	2	3	27	9.0	13	0	2	2	0	0	0	12

CAREER GAME-BY-GAME											
		RUSHING					RECEIVING				
DATE	OPPONENT	ATT	YDS	AVG	LG	TD	NO	YDS	AVG	LG	TD
2014 / CINCINNATI											
9-7	at Baltimore	4	19	4.8	8	0	0	0	—	—	0
9-14	ATLANTA	15	74	4.9	13	1	2	22	11.0	18	0
9-21	TENNESSEE	7	39	5.6	12	1	0	0	—	—	0
9-28	— BYE —										
10-5	at New England	2	1	0.5	5	0	3	68	22.7	38	0
10-12	CAROLINA	8	22	2.8	5	1	4	13	3.3	7	0
10-19	at Indianapolis	4	15	3.8	11	0	0	0	—	—	0
10-26	BALTIMORE	10	25	2.5	5	0	4	28	7.0	15	0
11-2	JACKSONVILLE	24	154	6.4	60t	2	1	9	9.0	9	0
11-6	CLEVELAND	12	55	4.6	13	0	1	6	6.0	6	0
11-16	at New Orleans	27	152	5.6	62	0	1	13	13.0	13	0
11-23	at Houston	18	87	4.8	30	1	1	9	9.0	9	0
11-30	at Tampa Bay	13	40	3.1	12	0	4	12	3.0	6	0
12-7	PITTSBURGH	8	46	5.8	15	0	3	21	7.0	15	0
12-14	at Cleveland	25	148	5.9	21	2	1	4	4.0	4	0
12-22	DENVER	22	147	6.7	85t	1	0	0	—	—	0
12-28	at Pittsburgh	23	100	4.3	22	0	2	10	5.0	6	0
Postseason											
1-4	at Indianapolis	13	47	3.6	18	1	0	0	—	—	0
2015 / CINCINNATI											
9-13	at Oakland	19	63	3.3	11	2	0	0	—	—	0
9-20	SAN DIEGO	10	39	3.9	9	0	1	2	2.0	2	0
9-27	at Baltimore	12	21	1.8	6	0	0	0	—	—	0
10-4	KANSAS CITY	9	40	4.4	10	3	0	0	—	—	0
10-11	SEATTLE	8	13	1.6	5	0	1	12	12.0	12	0
10-18	at Buffalo	16	56	3.5	10	0	1	13	13.0	13t	1
10-25	— BYE —										
11-1	at Pittsburgh	15	60	4.0	15	0	1	8	8.0	8	0
11-5	CLEVELAND	15	52	3.5	13	0	1	0	0.0	0	0
11-16	HOUSTON	7	15	2.1	6	0	3	5	1.7	5	0
11-22	at Arizona	13	45	3.5	9	2	0	0	—	—	0
11-29	ST. LOUIS	16	86	5.4	15	0	1	14	14.0	14	0
12-6	at Cleveland	22	98	4.5	17	1	0	0	—	—	0
12-13	PITTSBURGH	7	16	2.3	12	0	2	8	4.0	5	0
12-20	at San Francisco	19	31	1.6	9	2	0	0	—	—	0
12-28	at Denver	19	63	3.3	14	0	2	-2	-1.0	2	0
1-3	BALTIMORE	16	96	6.0	38t	1	2	19	9.5	13	0
Postseason											
1-9	PITTSBURGH	12	50	4.2	38	1	3	27	9.0	13	0



## HILLARY, DARIUS

CB #28

Height: 5-11  
Weight: 185  
College: Wisconsin  
Experience: Rookie in 2016

2015 games-starts: 0-0  
Career games-starts: 0-0  
Born: 4-5-93  
Hometown: Cincinnati, Ohio  
Acquired: CFA'16

*College free agent is Cincinnati native and son of former Bengals WR Ira Hillary ... Helped Wisconsin field nationally top-ranked defenses over last three seasons ... Over 2013-15, Badgers ranked No. 1 nationally in total defense (289.2 yards per game), No. 2 in scoring defense (16.9) and No. 2 in pass defense (181.9) ... Tied school record for most career games played (54).*

Career transactions: Signed with Cincinnati as a college free agent on 5-6-16.


More college highlights: Four-year letterman at Wisconsin (2012-15), with a redshirt year in 2011 ... Made 40 starts among his school record-tying 54 games played, and those 40 came consecutively over his last three seasons ... Totaled 138 tackles, 19 passes defended, two fumble recoveries and one INT. **2015**—Started all 13 games at cornerback for team that closed 10-3 season with Holiday Bowl win over USC ... Helped team lead the nation in scoring defense (13.7 points per game) and rank No. 2 nationally in total defense (268.5) ... Logged career-high 44 tackles, with six passes defended

and two fumble recoveries ... Honorable mention All-Big Ten selection by league coaches. **2014**—Started every game for 11-3 team that closed year with Outback Bowl win over Auburn ... Had 41 tackles and broke up five passes ... Contributed to pass defense that ranked No. 4 nationally, allowing 168.0 passing yards per game. **2013**—Started every game for 9-4 team ... Recorded 30 tackles, six passes defended and an interception (at Iowa) ... Recovered a fumble vs. South Carolina in Capital One Bowl. **2012**—Played in all 14 games ... Totaled 23 tackles and two passes defended. **2011**—Redshirted.

High school: Attended Sycamore High School, in Greater Cincinnati ... Named to 2010 Cincinnati Enquirer all-star team and named first-team all-conference and all-district on defense as a senior ... Lettered in football, basketball and track and field ... Two-time team captain.

Personal: Hometown is Cincinnati ... Earned bachelor's degree from Wisconsin in marketing ... Has volunteered at Marvin Lewis Community Fund youth football camp.





# HOCKER, ZACH

K #4

Height: 6-0  
Weight: 191  
College: Arkansas  
Experience: 2nd-year player in 2016

2015 games-starts: 8-0  
Career games-starts: 8-0  
Born: 8-23-91  
Hometown: Russellville, Ark.  
Acquired: FA'16

A second-year NFL player for 2016, Hocker joins Bengals as a free agent ... Spent time with both New Orleans and St. Louis in 2015 ... Opened 2015 as Saints' starting kicker ... Entered NFL as seventh-round draft choice of Washington in 2014 ... Finished 2015 with combined numbers of 10-for-14 on FGs and 12 for-13 on PATs ... Nine of his 12 kickoffs went for touchbacks.

Career transactions: Selected by Washington in seventh round of 2014 NFL Draft (228th overall) ... Signed with Redskins on 5-16-14 ... Waived by Redskins on 8-30-14 ... Signed with Miami as free agent on 1-7-15 ... Waived by Dolphins on 5-5-15 ... Signed with New Orleans as free agent on 5-18-15 ... Waived by Saints on 10-19-15 ... Signed with St. Louis as free agent on 11-28-15 ... Waived by Rams on 12-15-15 ... Signed with Cincinnati as free agent on 1-5-16.

2015 highlights: Opened the league year as a free agent signee with Miami, but was waived in May and signed as free agent on May 18 by New Orleans ... Appeared in three preseason and first six games for New Orleans, and in regular season went nine-of-13 on FG attempts (long of 51) and 11-for-12

on PATs ... Had seven touchbacks on his 10 kickoffs ... Also had one punt, for an inside 20 ... After release by Saints, appeared in two games (Games 12-13) for St. Louis, signed to fill in while No. 1 K Greg Zuerlein rehabbed from an injury ... Converting his only FG attempt (35) for Rams and logged touchbacks on both his kickoffs.

2014: Seventh-round draftee of Washington was two-for-three on FGs in preseason and made all six of his PAT tries.

College: Appeared in 50 career games at Arkansas from 2010-13, exiting with school records for scoring (354 points), FGs (61) and FG percentage (77.2) ... Named AP second-team All-SEC in 2013 ... Three of his field goals ranked among the 15 longest in school history, including a 54-yarder ... In 2011, set Arkansas season record for points (118).

Personal: Hometown is Russellville, Ark. ... Attended Russellville High School; earned All-State honors in 2009 and was named the Defensive Player of the Year by the Arkansas Democrat and Gazette ... Business major at Arkansas.

## ZACH HOCKER'S STATISTICS

SCORING												
YEAR	TEAM	G-S	FG	FGA	FG%	LG	BFG	XP	XPA	XP%	BXP	PTS
2015	New Orleans	6-0	9	13	69.2	51	0	11	12	91.7	1	38
	St. Louis	2-0	1	1	100.0	35	0	1	1	100.0	0	4
CAREER		8-0	10	14	71.4	51	0	12	13	92.3	1	42

FIELD GOALS												
YEAR	TEAM	1-19	PCT	20-29	PCT	30-39	PCT	40-49	PCT	50+	PCT	TOT
2015	New Orleans	0-0	—	3-3	100.0	4-5	80.0	1-3	33.3	1-2	50.0	9-13
	St. Louis	0-0	—	0-0	—	1-1	100.0	0-0	—	0-0	—	1-1
CAREER		0-0	—	3-3	100.0	5-6	83.3	1-3	33.3	1-2	50.0	10-14

SPECIAL TEAMS										PUNTING					
YEAR	TEAM	ST	AT	TT	FF	FR-YDS	BP	BFG	BXP	NO	YDS	AVG	NET	TB	IN-20
2015	New Orleans	0	1	1	0	0-0	0	0	0	1	43	43.0	43.0	0	1
	St. Louis	0	0	0	0	0-0	0	0	0	0	0	—	—	0	0
CAREER		0	1	1	0	0-0	0	0	0	1	43	43.0	43.0	0	1

FIELD GOAL SINGLE-GAME HIGHS: MADE—4 (for New Orleans; 9-13-15 at Arizona). ATTEMPTS—4 (for New Orleans; 9-13-15 at Arizona). MISSED—2 (for New Orleans; 10-15-15 vs. Atlanta). LONG—51 (for New Orleans; 10-4-15 vs. Dallas).


EXTRA POINT SINGLE-GAME HIGHS: MADE—4 (for New Orleans; 10-15-15 vs. Atlanta). ATTEMPTS—4 (for New Orleans; 10-15-15 vs. Atlanta). MISSED—1 (for New Orleans; 9-20-15 vs. Tampa Bay [block]).

## 2015 REGULAR-SEASON GAME-BY-GAME

		SCORING						FIELD GOALS								
DATE	OPPONENT	FG-FGA	BFG	XP-XPA	BXP	PTS		1-19	20-29	30-39	40-49	50+	LG	TOT	FG%	
New Orleans																
9-13	at Arizona	4-4	0	1-1	0	13		0-0	1-1	2-2	1-1	0-0	45	4-4	100.0	
9-20	TAMPA BAY	0-1	0	1-2	1	1		0-0	0-0	0-0	0-1	0-0	—	0-1	0.0	
9-27	at Carolina	1-1	0	1-1	0	4		0-0	0-0	1-1	0-0	0-0	31	1-1	100.0	
10-4	DALLAS	2-3	0	2-2	0	8		0-0	1-1	0-1	0-0	1-1	51	2-3	66.7	
10-11	at Philadelphia	1-1	0	2-2	0	5		0-0	1-1	0-0	0-0	0-0	21	1-1	100.0	
10-15	ATLANTA	1-3	0	4-4	0	7		0-0	0-0	1-1	0-1	0-1	31	1-3	33.3	
10-25	at Indianapolis	NOT WITH AN NFL TEAM						NOT WITH AN NFL TEAM								
11-1	N.Y. GIANTS	NOT WITH AN NFL TEAM						NOT WITH AN NFL TEAM								
11-8	TENNESSEE	NOT WITH AN NFL TEAM						NOT WITH AN NFL TEAM								
11-15	at Washington	NOT WITH AN NFL TEAM						NOT WITH AN NFL TEAM								
11-22	— BYE —															
St. Louis																
11-29	at Cincinnati	0-0	0	1-1	0	1		0-0	0-0	0-0	0-0	0-0	—	0-0	—	
12-6	ARIZONA	1-1	0	0-0	0	3		0-0	0-0	1-1	0-0	0-0	35	1-1	100.0	
12-13	DETROIT	INACTIVE						INACTIVE								
12-17	TAMPA BAY	NOT WITH AN NFL TEAM						NOT WITH AN NFL TEAM								
12-27	at Seattle	NOT WITH AN NFL TEAM						NOT WITH AN NFL TEAM								
1-3	at San Francisco	NOT WITH AN NFL TEAM						NOT WITH AN NFL TEAM								
N.O. TOTALS		9-13	0	11-12	1	38		0-0	3-3	4-5	1-3	1-2	51	9-13	69.2	
STL. TOTALS		1-1	0	1-1	0	4		0-0	0-0	1-1	0-0	0-0	35	1-1	100.0	
2015 TOTALS		10-14	0	12-13	1	42		0-0	3-3	5-6	1-3	1-2	51	10-14	71.4	

PUNTING											
DATE	OPPONENT	NO	YDS	AVG	OPP RET	RET YDS	NET	TB	IN-20	LG	BLK
New Orleans											
9-13	at Arizona	0	0	—	0	0	—	0	0	—	0
9-20	TAMPA BAY	0	0	—	0	0	—	0	0	—	0
9-27	at Carolina	0	0	—	0	0	—	0	0	—	0
10-4	DALLAS	1	43	43.0	0	0	43.0	0	1	43	0
10-11	at Philadelphia	0	0	—	0	0	—	0	0	—	0
10-15	ATLANTA	0	0	—	0	0	—	0	0	—	0
10-25	at Indianapolis	NOT WITH AN NFL TEAM									
11-1	N.Y. GIANTS	NOT WITH AN NFL TEAM									
11-8	TENNESSEE	NOT WITH AN NFL TEAM									
11-15	at Washington	NOT WITH AN NFL TEAM									
11-22	— BYE —										
St. Louis											
11-29	at Cincinnati	0	0	—	0	0	—	0	0	—	0
12-6	ARIZONA	0	0	—	0	0	—	0	0	—	0
12-13	DETROIT	INACTIVE									
12-17	TAMPA BAY	NOT WITH AN NFL TEAM									
12-27	at Seattle	NOT WITH AN NFL TEAM									
1-3	at San Francisco	NOT WITH AN NFL TEAM									
N.O. TOTALS		1	43	43.0	0	0	43.0	0	1	43	0
STL. TOTALS		0	0	—	0	0	—	0	0	—	0
2015 TOTALS		1	43	43.0	0	0	43.0	0	1	43	0

		SPECIAL TEAMS								KICKOFF RETURNS						PUNT RETURNS					
DATE	OPPONENT	ST	AT	TT	FF	FR-YDS	BP	BFG	BXP	NO	YDS	AVG	FC	LG	TD	NO	YDS	AVG	FC	LG	TD
		New Orleans																			
9-13	at Arizona	0	0	0	0	0-0	0	0	0	—	—	—	—	—	—	—	—	—	—	—	—
9-20	TAMPA BAY	0	0	0	0	0-0	0	0	0	—	—	—	—	—	—	—	—	—	—	—	—
9-27	at Carolina	0	0	0	0	0-0	0	0	0	—	—	—	—	—	—	—	—	—	—	—	—
10-4	DALLAS	0	0	0	0	0-0	0	0	0	—	—	—	—	—	—	—	—	—	—	—	—
10-11	at Philadelphia	0	1	1	0	0-0	0	0	0	—	—	—	—	—	—	—	—	—	—	—	—
10-15	ATLANTA	0	0	0	0	0-0	0	0	0	—	—	—	—	—	—	—	—	—	—	—	—
10-25	at Indianapolis	NOT WITH AN NFL TEAM								NOT WITH AN NFL TEAM						NOT WITH AN NFL TEAM					
11-1	N.Y. GIANTS	NOT WITH AN NFL TEAM								NOT WITH AN NFL TEAM						NOT WITH AN NFL TEAM					
11-8	TENNESSEE	NOT WITH AN NFL TEAM								NOT WITH AN NFL TEAM						NOT WITH AN NFL TEAM					
11-15	at Washington	NOT WITH AN NFL TEAM								NOT WITH AN NFL TEAM						NOT WITH AN NFL TEAM					
11-22	— BYE —																				
		St. Louis																			
11-29	at Cincinnati	0	0	0	0	0-0	0	0	0	—	—	—	—	—	—	—	—	—	—	—	—
12-6	ARIZONA	0	0	0	0	0-0	0	0	0	—	—	—	—	—	—	—	—	—	—	—	—
12-13	DETROIT	INACTIVE								INACTIVE						INACTIVE					
12-17	TAMPA BAY	NOT WITH AN NFL TEAM								NOT WITH AN NFL TEAM						NOT WITH AN NFL TEAM					
12-27	at Seattle	NOT WITH AN NFL TEAM								NOT WITH AN NFL TEAM						NOT WITH AN NFL TEAM					
1-3	at San Francisco	NOT WITH AN NFL TEAM								NOT WITH AN NFL TEAM						NOT WITH AN NFL TEAM					
N.O. TOTALS		0	1	1	0	0-0	0	0	0	—	—	—	—	—	—	—	—	—	—	—	—
STL. TOTALS		0	0	0	0	0-0	0	0	0	—	—	—	—	—	—	—	—	—	—	—	—
2015 TOTALS		0	1	1	0	0-0	0	0	0	—	—	—	—	—	—	—	—	—	—	—	—



## HOPKINS, TREY

G #66

**Height:** 6-3  
**Weight:** 310  
**College:** Texas  
**Experience:** 2nd-year player in 2016

**2015 games-starts:** 0-0  
**Career games-starts:** 0-0  
**Born:** 7-6-92  
**Hometown:** Houston, Texas  
**Acquired:** CFA'14

*College free agent signee from 2014 spent '15 season on Bengals practice squad ... As a rookie in 2014, impressed coaches in training camp and preseason before suffering season-ending leg injury ... A two-time All-Big 12 selection at Texas, garnering first-team honors at G in 2013 from Associated Press, Sporting News and ESPN.com ... Starter at ROT as a college sophomore.*

**Career transactions:** Signed with Cincinnati as college free agent on 5-12-14 ... Waived by Bengals on 9-5-15 ... Signed to Bengals practice squad on 9-6-15 ... Signed to Bengals roster on 1-11-16.

**2015 recap:** Missed first two preseason games with leg injury, but played in the last two ... On practice squad for Games 1-16 and Wild Card playoff.

**2014:** Played in three preseason games, with one start at LG ... Suffered leg injury Aug. 24 at Arizona ... Placed on Reserve/Injured list Aug. 30.

**College:** Played four seasons (2010-13) at Texas, appearing in 50 games with 42 starts (28 starts at LG, 14 at ROT) ... Two-time All-Big 12 selection, and earned first-team honors at G in 2013 from Associated Press, Sporting News and ESPN.com ... Started all 13 games in 2013, 12 at LG and one at ROT, and helped offense average 196.2 yards rushing yards per game while allowing just 16 sacks ... Started all 13 games at ROT as a sophomore and helped offense average 202.6 rushing yards and 392.5 yards total offense.

**Personal:** Hometown, and also offseason residence, is Houston, Texas ... Attended North Shore High School, where he was All-American, all-state, all-

area and two-time first-team all-district as a senior ... 2011 Academic All-Big 12 first team selection and named to Big 12 Commissioner's Honor Roll (Spring 2011) ... Plays saxophone and clarinet ... Other hobbies include collecting Harry Potter memorabilia and playing PlayStation ... Returned to University of Texas following 2014 season to work on completing his bachelor's degree.

*NOTE ABOUT NFL EXPERIENCE: Hopkins did not earn an accrued year of experience toward NFL free agency in 2015 because he was not on a 53-player roster, a Reserve/Injured list or a Reserve/Physically Unable to Perform list for the required minimum of six games.*

### TREY HOPKINS' STATISTICS

#### GAMES-STARTS

YEAR	TEAM	GAMES	STARTS
2014	Cincinnati.....		*DID NOT PLAY
2015	Cincinnati.....		*DID NOT PLAY
CAREER		0	0

#### POSTSEASON

#### GAMES-STARTS

YEAR	TEAM	GAMES	STARTS
2014	Cincinnati.....		*DID NOT PLAY
2015	Cincinnati.....		*DID NOT PLAY
CAREER		0	0

\* NOTE: Hopkins was on the Reserve/Injured list for 16 regular-season games and one postseason game with Cincinnati in 2014. In 2015, he was on the practice squad for 16 regular-season games and one postseason with Cincinnati.



## HUBER, KEVIN

P #10

Height: 6-1

Weight: 211

College: Cincinnati

Experience: 8th-year player in 2016

2015 games-starts: 16-0

Career games-starts: 110-0

Born: 7-16-85

Hometown: Cincinnati, Ohio

Acquired: D5'09

*Cincinnati native posted a strong 2015, after the best season of a fine Bengals career in '14 ... Had a 45.8-yard gross average and 40.5 net in '15 ... Had 22 inside-20 kicks against six touchbacks last season, and has Bengals' best career ratio for inside-20s to touchbacks (182-48, 3.79-to-1) ... His '14 season was capped by selection in initial voting for a Pro Bowl berth, and he also earned first-team All-Pro honors from Sporting News ... Has commandeered substantial space in franchise's punting record book, including a '14 re-set of records he already held for season gross (46.8) and net (42.1) averages ... Also holds franchise career marks for gross average (44.8) and net (39.7) ... Shares franchise record for longest punt (75) ... Has been holder on place kicks for his entire Bengals career.*

**Career transactions:** Selected by Cincinnati in fifth round of 2009 NFL Draft (142nd overall) ... Signed with Bengals on 7-16-09 ... Re-signed with Bengals on 3-8-13.

**Pro Bowl participation:** Has played in one game, the 2014 season contest in Glendale, Ariz., helping Team Irvin secure victory with late 56-yard punt that pinned Team Carter at its three-yard line.

**2015 highlights:** Appeared in all 16 games and in Wild Card playoff ... Averaged 53.7 gross and 47.0 net on three punts Sept. 20 vs. San Diego, with two inside-20s and one touchback ... Punted three times and averaged 54.7 gross and 43.0 net Sept. 27 at Baltimore, with one inside-20 and no TBs ... On Oct. 4 vs. Kansas City, had longest punt of season, 67-yarder downed at Chiefs' seven, and in fourth quarter had 42-yarder downed at one ... On Oct. 18 at Buffalo, had three inside-20s and no touchbacks ... On Nov. 1 at Pittsburgh, had three inside-20s (no touchbacks), forcing Pittsburgh drive starts at five-, 17- and eight-yard lines ... Logged season-high eight punts Dec. 20 at San Francisco, averaging 51.6 gross and 41.6 net ... Had seven punts Jan. 3 vs. Baltimore, averaging 43.3 gross and 41.1 net, with two inside-20s and no touchbacks ... Three inside-20s and no TBs in Wild Card playoff 1-9-16 vs. Pittsburgh.

**Previous seasons:** **2009**—First kicking specialist taken in 2009 draft ... Rookie's 43.2-yard gross average tied Bengals' second-best since 1999 ... Had 36.3 net average, and in 10 previous seasons, only once did a Bengals punter better that mark ... Had 24 inside-20 kicks and only 10 touchbacks ... Made regular-season debut Sept. 13 vs. Denver, averaging 39.7 yards on seven punts, with season-best five inside-20 ... Had two key punts in second half of Sept. 20 win at Green Bay, a 48-yarder that went out of bounds at Green Bay four and a 56-yarder to Packers 26 ... Successfully kicked away from AFC punt return leader Joshua Cribbs Nov. 29 vs. Cleveland, denying a return while posting four inside-20s (one touchback). **2010**—Averaged 42.1 yards per punt (38.2 net), with 28 inside-20s and six touchbacks ... Had only one touchback in last 11 games ... Helped Bengals control field position all day in win Sept. 26 at Carolina, as five of his six punts were downed inside-20 (tied career high), including three inside the five ... All three punts on Oct. 3 at Cleveland were inside-20s ... On Nov. 8 vs. Pittsburgh, had punt downed at Steelers' one but also suffered only career blocked punt due to protection breakdown. **2011**—Averaged 44.2 yards on career-high 91 punts, and 39.2 net was second-best for a Bengals season at that time ... Played all 16 games and in Wild Card playoff ... His 4023 total punting yards set Bengals record, surpassing Lee Johnson's 3954 in 1993 ... Had punt downed at two-yard line Oct. 9 at Jacksonville, helping set up field position for offense's game-winning TD drive ... Averaged 45.3 yards on seven punts in key win Dec. 4 at Pittsburgh, along with season-best four inside-

20s and no touchbacks. **2012**—Played in all 16 games and in Wild Card playoff ... Led NFL in punts downed inside five-yard line (11) ... Averaged 46.6 gross yards and 42.0 net on 76 punts, both averages Bengals records at the time ... Had 33 inside-20 kicks and just seven touchbacks, and his plus-26 differential ranked tied for sixth in NFL ... In Bengals' playoff-clinching win Dec. 23 at Pittsburgh, averaged 52.7 yards on six punts (48.3 net), and his four inside-20s included one out of bounds at Steelers two ... In Wild Card playoff on 1-5-13 at Houston, averaged 46.6 yards on five kicks (43.8 net), with three inside-20s and no touchbacks. **2013**—Played in Games 1-14 before missing last two games and Wild Card playoff, due to jaw and neck injuries suffered Dec. 15 at Pittsburgh ... Finished season with gross average of 45.2, and his 40.5 net ranked eighth in NFL ... Had 24 inside-20 kicks, with just four touchbacks ... No touchbacks on Sept. 29 vs. Cleveland, and his three inside-20s forced Browns to start drives from their five, eight and nine-yard lines ... Had crucial play in Oct. 6 win vs. New England, a 57-yard punt into strong winds and heavy rain late in fourth quarter ... Had three inside-20 kicks among his five punts Oct. 13 at Buffalo, including overtime kick that pinned Bills at their seven, helping set up field position for game-winning FG ... On Oct. 20 at Detroit, had 47.0 net on four punts, with one kick downed at Lions six with 1:52 remaining, setting up field position for Bengals game winning FG ... Named AFC Special Teams Player of the Week on Dec. 1 at San Diego, after punting for career-high gross and net averages (both 55.5), with two inside-20s, no touchbacks and no return yards allowed ... Also vs. San Diego, tied Kyle Larson's club record for longest punt (75). **2014**—Played in Games 1-16, and ranked fourth in NFL in gross average (46.8) and fifth in net (42.1), re-setting records he had posted in 2012 ... Selected in initial voting for Pro Bowl, and earned first-team All-Pro honors from Sporting News ... Had 27 inside-20 kicks and six touchbacks ... Also played in Wild Card playoff ... On Sept. 21 vs. Tennessee averaged 49.3 gross and had three inside-20 kicks, downed at the two, 11 and four, two of which helped set up early scores ... Punted 11 times for 558 total yards Oct. 19 at Indianapolis, tying franchise record for punts in a game and setting record for yards ... Four inside-20s and no touchbacks on Nov. 23 at Houston ... In Wild Card playoff on 1-4-15 at Indianapolis, punted eight times for 47.5 gross and 43.1 net, with three inside-20s and no touchbacks.

**Cincinnati all the way:** Huber is only the second player drafted by the Bengals who grew up in Cincinnati and attended both high school and college in the Queen City. He attended McNicholas High School before enrolling at the University of Cincinnati. The first such player was RB Clem Turner, a fourth-round draftee in 1969 who went to Woodward High and then UC. Turner played for the Bengals only in '69, and he also played for Denver from '70-72.

**College:** Played four seasons (2005-08) at Cincinnati, with 117 of his 124 punts coming in his last two campaigns ... Led the nation in net punting average in both 2007 and '08, and as a junior in '07, his 46.9-yard gross average made him the first UC player to win the official national punting title ... Averaged 45.5 gross yards for his career, becoming eighth player in Division I/FBS history to average 45.0 yards or more for his career ... Had 47 inside-20 kicks for his career, with just 14 touchbacks ... Redshirted (did not play) in 2004.

**Personal:** Hometown is Cincinnati ... Attended McNicholas High School, where he was a three-time all-league selection ... Finance major at University of Cincinnati, twice earning Commissioner's Honor Roll when Bearcats played in Conference USA ... Later made the Big East All-Academic team ... Favorite hobby is golf, and also enjoys snow skiing.

## KEVIN HUBER'S STATISTICS

			PUNTING										SPECIAL TEAMS							
YEAR	TEAM	G-S	NO	YDS	AVG	OPP RET	RET YDS	NET	TB	IN-20	LG	BLK	ST	AT	TT	FF	FR- YDS	BP	BFG	BXP
2009	Cincinnati	16-0	86	3713	43.2	39	393	36.3	10	24	61	0	2	0	2	0	0-0	0	0	0
2010	Cincinnati	16-0	71	2992	42.1	26	124	38.2	6	28	72	1	0	0	0	0	0-0	0	0	0
2011	Cincinnati	16-0	91	4023	44.2	38	273	39.2	9	24	71	0	0	0	0	0	0-0	0	0	0
2012	Cincinnati	16-0	76	3540	46.6	27	210	42.0	7	33	69	0	0	0	0	0	0-0	0	0	0
2013	Cincinnati	14-0	66	2982	45.2	25	229	40.5	4	24	75	0	0	0	0	0	0-0	0	0	0
2014	Cincinnati	16-0	73	3419	46.8	30	226	42.1	6	27	69	0	0	0	0	0	0-0	0	0	0
2015	Cincinnati	16-0	68	3116	45.8	32	203	40.5	6	22	67	1	1	0	1	0	0-0	0	0	0
CAREER		110-0	531	23,785	44.8	217	1658	39.7	48	182	75	2	3	0	3	0	0-0	0	0	0

			PASSING							RUSHING					
YEAR	TEAM		ATT	CMP	YDS	TD	INT	LG	SKD-YDS	RAT	ATT	YDS	AVG	LG	TD
2009	Cincinnati		—	—	—	—	—	—	—	—	1	0	0.0	0	0
2012	Cincinnati		—	—	—	—	—	—	—	—	1	-1	-1.0	-1	0
2013	Cincinnati		—	—	—	—	—	—	—	—	1	0	0.0	0	0
CAREER			—	—	—	—	—	—	—	—	3	-1	-0.3	0	0

PUNTING SINGLE-GAME HIGHS: NUMBER—11 (10-19-14 at Indianapolis). YARDS—558 (10-19-14 at Indianapolis). AVERAGE (minimum four punts)—55.5 (12-1-13 at San Diego). NET AVERAGE (minimum four punts)—55.5 (12-1-13 at San Diego). INSIDE-20s—5 (two times; most recently on 9-26-10 at Carolina). LONG—75 (12-1-13 at San Diego).

## POSTSEASON

			PUNTING										SPECIAL TEAMS							
YEAR	TEAM	G-S	NO	YDS	AVG	OPP RET	RET YDS	NET	TB	IN-20	LG	BLK	ST	AT	TT	FF	FR- YDS	BP	BFG	BXP
2009	Cincinnati	1-0	4	192	48.0	2	26	36.5	1	0	56	0	—	—	—	—	—	—	—	—
2011	Cincinnati	1-0	3	145	48.3	3	12	44.3	0	1	55	0	—	—	—	—	—	—	—	—
2012	Cincinnati	1-0	5	233	46.6	2	14	43.8	0	3	53	0	—	—	—	—	—	—	—	—
2013	Cincinnati	0-0	DID NOT PLAY*										DID NOT PLAY*							—
2014	Cincinnati	1-0	8	380	47.5	5	35	43.1	0	3	62	0	—	—	—	—	—	—	—	—
2015	Cincinnati	1-0	6	255	42.5	2	8	41.2	0	3	51	0	—	—	—	—	—	—	—	—
CAREER		5-0	26	1205	46.3	14	95	41.9	1	10	62	0	—	—	—	—	—	—	—	—

\* NOTE: Huber was on the Reserve/Injured list for one postseason game with Cincinnati in 2013.


## CAREER GAME-BY-GAME

		PUNTING									
DATE	OPPONENT	NO	YDS	AVG	OPP RET	RET YDS	NET	TB	IN-20	LG	BLK
2009 / CINCINNATI											
9-13	DENVER	7	278	39.7	3	17	37.3	0	5	55	0
9-20	at Green Bay	4	185	46.3	0	0	41.3	1	2	61	0
9-27	PITTSBURGH	5	204	40.8	0	0	36.8	1	1	54	0
10-4	at Cleveland	9	406	45.1	6	120	31.8	0	2	57	0
10-11	at Baltimore	4	160	40.0	2	1	39.8	0	1	50	0
10-18	HOUSTON	7	335	47.9	5	47	41.1	0	1	58	0
10-25	CHICAGO	1	36	36.0	0	0	36.0	0	0	36	0
11-1	— BYE —										
11-8	BALTIMORE	5	232	46.4	3	12	40.0	1	1	51	0
11-15	at Pittsburgh	4	166	41.5	2	30	34.0	0	1	50	0
11-22	at Oakland	4	199	49.8	3	17	40.5	1	0	54	0
11-29	CLEVELAND	6	252	42.0	0	0	38.7	1	4	52	0
12-6	DETROIT	4	176	44.0	2	21	33.8	1	2	54	0
12-13	at Minnesota	7	287	41.0	5	60	32.4	0	0	48	0
12-20	at San Diego	5	233	46.6	3	5	37.6	2	0	50	0
12-27	KANSAS CITY	7	289	41.3	1	4	35.0	2	2	55	0
1-3	at N.Y. Jets	7	275	39.3	4	59	26.7	0	2	54	0
Postseason											
1-9	vs. N.Y. Jets	4	192	48.0	2	26	36.5	1	0	56	0
2010 / CINCINNATI											
9-12	at New England	3	139	46.3	1	4	38.3	1	0	57	0
9-19	BALTIMORE	8	353	44.1	5	31	37.8	1	0	59	0
9-26	at Carolina	6	249	41.5	0	0	38.2	1	5	51	0
10-3	at Cleveland	3	116	38.7	0	0	38.7	0	3	50	0
10-10	TAMPA BAY	6	308	51.3	2	17	41.8	2	1	72	0
10-17	— BYE —										
10-24	at Atlanta	3	125	41.7	0	0	41.7	0	2	47	0
10-31	MIAMI	9	359	39.9	4	28	36.8	0	3	61	0
11-8	PITTSBURGH	4	166	41.5	1	0	33.2	0	1	50	1
11-14	at Indianapolis	4	161	40.3	2	5	39.0	0	4	52	0
11-21	BUFFALO	2	71	35.5	0	0	35.5	0	0	48	0
11-25	at N.Y. Jets	7	290	41.4	4	10	40.0	0	2	57	0
12-5	NEW ORLEANS	2	113	56.5	1	2	55.5	0	2	58	0
12-12	at Pittsburgh	5	217	43.4	2	1	39.2	1	1	67	0
12-19	CLEVELAND	1	34	34.0	0	0	34.0	0	1	34	0
12-26	SAN DIEGO	4	129	32.3	1	12	29.3	0	2	42	0
1-2	at Baltimore	4	162	40.5	3	14	37.0	0	1	53	0



PUNTING											
DATE	OPPONENT	NO	YDS	AVG	OPP RET	RET YDS	NET	TB	IN-20	LG	BLK
2011 / CINCINNATI											
9-11	at Cleveland	8	382	47.8	6	58	38.0	1	2	60	0
9-18	at Denver	5	205	41.0	0	0	37.0	1	2	48	0
9-25	SAN FRANCISCO	7	317	45.3	3	19	39.7	1	3	59	0
10-2	BUFFALO	5	192	38.4	0	0	38.4	0	2	41	0
10-9	at Jacksonville	7	334	47.7	3	3	44.4	1	1	71	0
10-16	INDIANAPOLIS	5	221	44.2	2	5	43.2	0	1	53	0
10-23	— BYE —										
10-30	at Seattle	5	226	45.2	3	38	37.6	0	1	59	0
11-6	at Tennessee	7	308	44.0	2	8	37.1	2	2	57	0
11-13	PITTSBURGH	6	276	46.0	3	15	40.2	1	1	59	0
11-20	at Baltimore	7	270	38.6	3	6	37.7	0	2	56	0
11-27	CLEVELAND	4	191	47.8	3	18	43.3	0	0	58	0
12-4	at Pittsburgh	7	317	45.3	3	65	36.0	0	4	53	0
12-11	HOUSTON	4	186	46.5	4	30	39.0	0	1	56	0
12-18	at St. Louis	5	169	33.8	0	0	33.8	0	0	43	0
12-24	ARIZONA	5	215	43.0	2	-3	39.6	1	1	51	0
1-1	BALTIMORE	4	214	53.5	1	11	45.8	1	1	65	0
Postseason											
1-7	at Houston	3	145	48.3	3	12	44.3	0	1	55	0
2012 / CINCINNATI											
9-10	at Baltimore	4	183	45.8	2	18	41.3	0	1	57	0
9-16	CLEVELAND	3	126	42.0	1	9	39.0	0	3	58	0
9-23	at Washington	4	165	41.3	1	-1	41.5	0	3	56	0
9-30	at Jacksonville	3	143	47.7	0	0	47.7	0	2	58	0
10-7	MIAMI	6	243	40.5	3	15	38.0	0	2	55	0
10-14	at Cleveland	7	354	50.6	2	60	36.3	2	2	65	0
10-21	PITTSBURGH	6	311	51.8	3	10	46.8	1	1	61	0
10-28	— BYE —										
11-4	DENVER	4	206	51.5	2	2	46.0	1	2	60	0
11-11	N.Y. GIANTS	4	193	48.3	2	28	41.3	0	2	57	0
11-18	at Kansas City	6	322	53.7	3	30	48.7	0	3	69	0
11-25	OAKLAND	5	204	40.8	2	17	37.4	0	0	45	0
12-2	at San Diego	3	114	38.0	0	0	38.0	0	3	45	0
12-9	DALLAS	3	136	45.3	2	4	44.0	0	1	50	0
12-13	at Philadelphia	5	194	38.8	1	6	33.6	1	0	49	0
12-23	at Pittsburgh	6	316	52.7	2	6	48.3	1	4	64	0
12-30	BALTIMORE	7	330	47.1	1	6	43.4	1	4	58	0
Postseason											
1-5	at Houston	5	233	46.6	2	14	43.8	0	3	53	0
2013 / CINCINNATI											
9-8	at Chicago	4	193	48.3	2	1	48.0	0	0	53	0
9-16	PITTSBURGH	7	326	46.6	2	37	38.4	1	3	61	0
9-22	GREEN BAY	3	131	43.7	0	0	43.7	0	1	55	0
9-29	at Cleveland	4	155	38.8	1	7	37.0	0	3	43	0
10-6	NEW ENGLAND	6	275	45.8	4	43	38.7	0	2	57	0
10-13	at Buffalo	5	206	41.2	2	10	39.2	0	3	50	0
10-20	at Detroit	4	189	47.3	2	1	47.0	0	1	50	0
10-27	N.Y. JETS	3	161	53.7	2	10	50.3	0	1	58	0
10-31	at Miami	4	154	38.5	0	0	38.5	0	4	50	0
11-10	at Baltimore	6	223	37.2	3	17	34.3	0	0	49	0
11-17	CLEVELAND	9	408	45.3	3	25	40.3	1	3	66	0
11-24	— BYE —										
12-1	at San Diego	4	222	55.5	1	0	55.5	0	2	75	0
12-8	INDIANAPOLIS	5	253	50.6	1	0	42.6	2	1	70	0
12-15	at Pittsburgh	2	86	43.0	2	78	4.0	0	0	48	0
12-22	MINNESOTA										
12-29	BALTIMORE										
Postseason											
1-5	SAN DIEGO										
2014 / CINCINNATI											
9-7	at Baltimore	4	151	37.8	2	2	37.3	0	3	50	0
9-14	ATLANTA	4	171	42.8	1	7	41.0	0	2	49	0
9-21	TENNESSEE	4	197	49.3	1	1	49.0	0	3	55	0
9-28	— BYE —										
10-5	at New England	4	166	41.5	3	12	38.5	0	0	51	0
10-12	CAROLINA	1	42	42.0	1	5	37.0	0	0	42	0
10-19	at Indianapolis	11	558	50.7	2	13	47.7	1	3	63	0
10-26	BALTIMORE	3	156	52.0	2	17	46.3	0	1	55	0
11-2	JACKSONVILLE	5	252	50.4	2	10	44.4	1	4	58	0
11-6	CLEVELAND	8	398	49.8	2	15	45.4	1	2	69	0
11-16	at New Orleans	2	88	44.0	1	4	42.0	0	1	47	0
11-23	at Houston	4	193	48.3	2	7	46.5	0	4	54	0
11-30	at Tampa Bay	6	289	48.2	3	21	41.3	1	1	59	0
12-7	PITTSBURGH	7	322	46.0	3	14	44.0	0	1	59	0
12-14	at Cleveland	2	77	38.5	0	0	38.5	0	1	47	0
12-22	DENVER	5	211	42.2	3	14	31.4	2	1	51	0
12-28	at Pittsburgh	3	148	49.3	2	84	21.3	0	0	59	0
Postseason											
1-4	at Indianapolis	8	380	47.5	5	35	43.1	0	3	62	0

PUNTING											
DATE	OPPONENT	NO	YDS	AVG	OPP RET	RET YDS	NET	TB	IN-20	LG	BLK
2015 / CINCINNATI											
9-13	at Oakland	5	219	43.8	3	27	38.4	0	1	53	0
9-20	SAN DIEGO	3	161	53.7	1	0	47.0	1	2	58	0
9-27	at Baltimore	3	164	54.7	2	35	43.0	0	1	57	0
10-4	KANSAS CITY	3	143	47.7	0	0	47.7	0	2	67	0
10-11	SEATTLE	6	293	48.8	2	8	44.2	1	3	51	0
10-18	at Buffalo	3	121	40.3	0	0	40.3	0	3	52	0
10-25	— BYE —										
11-1	at Pittsburgh	4	136	34.0	0	0	34.0	0	3	42	0
11-5	CLEVELAND	2	79	39.5	1	0	26.3	0	1	43	1
11-16	HOUSTON	7	288	41.1	1	10	39.7	0	1	59	0
11-22	at Arizona	5	243	48.6	3	23	44.0	0	0	57	0
11-29	ST. LOUIS	4	193	48.3	3	22	42.8	0	1	53	0
12-6	at Cleveland	1	27	27.0	0	0	27.0	0	0	27	0
12-13	PITTSBURGH	2	96	48.0	2	3	46.5	0	0	48	0
12-20	at San Francisco	8	413	51.6	6	40	41.6	2	0	62	0
12-28	at Denver	5	237	47.4	2	20	35.4	2	1	56	0
1-3	BALTIMORE	7	303	43.3	6	15	41.1	0	3	53	0
Postseason											
1-9	PITTSBURGH	6	225	42.5	2	8	41.2	0	3	51	0



## HUNT, MARGUS

DE #99

Height: 6-8

Weight: 295

College: Southern Methodist

Experience: 4th-year player in 2016

2015 games-starts: 7-0

Career games-starts: 29-0

Born: 7-14-87

Hometown: Karksi-Nuia (Estonia)

Acquired: D2b'13

Hunt has played in 27 games and two postseason games since joining Bengals as second-round draft choice in 2013 ... Native of Estonia, in northern Europe, he earned international honors as a track thrower (discus, shot and hammer) before coming to U.S. on an SMU track scholarship ... When SMU track program disbanded, he joined the football team and became an immediate factor, despite lacking any gridiron experience ... Used his superior height and agility to block 17 career place kicks, including an NCAA-record 10 blocked FGs ... Closed college career with 16.5 sacks.

Career transactions: Selected by Cincinnati in second round of 2013 NFL Draft (53rd overall) ... Signed with Bengals on 5-22-13.

2015 recap: Played in seven games (Games 8-9 and 12-16), with two tackles ... Inactive for Games 1-7 and 10-11, and for Wild Card playoff ... One tackle on Dec. 6 at Cleveland ... One tackle Dec. 13 vs. Pittsburgh.

Previous seasons: **2013**—Played in 10 games (Games 5 and 8-16), with four tackles, a shared sack and seven QB pressures ... Inactive for the other six games ... Made NFL debut in Game 5 on Oct. 6 vs. New England, and was credited with two QB pressures ... Had one tackle, the first of his career, on Oct. 27 vs. Jets ... Three QB pressures Dec. 8 vs. Indianapolis ... On Dec. 29 vs. Baltimore, had eight-yard shared sack of Joe Flacco and added two QB pressures ... Played in all four preseason games, recording 10 tackles and one sack. **2014**—Played in line rotation in 12 games (Games 1-10 and 15-16) and also in Wild Card playoff ... Inactive for Games 11-14, due to ankle injury suffered Nov. 16 at New Orleans ... Season totals of six tackles (including one sack), a pass defended and a special teams tackle ... Had first career sack Nov. 2 vs. Jacksonville, dropping Blake Bortles for six-yard loss on game's final

play ... Two tackles (one for-loss) on Nov. 6 vs. Cleveland ... Two tackles, including a shared sack, in Wild Card playoff on 1-4-15 at Indianapolis.

College: Played four seasons (2009-12) at SMU, appearing in 53 games with 27 starts ... In addition to 16.5 sacks, he had 28 tackles-for-loss on rushing plays ... His 17 blocked kicks rank second-most in NCAA history, and his 10 blocks of FG attempts set NCAA mark, surpassing total of eight set by James Ferebee of New Mexico State from 1978-81 ... Key player in SMU's return to football success, playing on bowl teams in all four of his seasons, with three wins ... Started 12 games at DE as a senior and capped his career with MVP honors in Hawaii Bowl ... In 43-10 Hawaii Bowl rout of Fresno State, had two sacks, three tackles-for-loss and two forced fumbles (Mustangs recovered both) ... Led team in sacks (eight) as a senior, nearly doubling the 8.5 total from his first three seasons ... Was a first-team All-Conference USA selection, and played in the Senior Bowl ... As a freshman in 2009, he set an NCAA freshman record with seven blocked kicks, falling just one short of the NCAA season record for blocks by any player.

Track and field accomplishments: In 2006, at age 18, won Estonia's first two gold medals in the World Junior Track and Field Championships, with a discus throw of 67.32 meters and a shot put of 20.53 meters ... First athlete in event's history to win gold medals in both discus and shot ... Qualified four times (2003-06) for World Junior Championships, and in 2005, he won gold medal in European Junior Championships with discus throw of 62.19 meters.

Personal: Hometown is Karksi-Nuia, Estonia ... Business major at SMU ... First name is pronounced "MAR-guss."

### MARGUS HUNT'S STATISTICS

			DEFENSE							INTERCEPTIONS					SCORING				
YEAR	TEAM	G-S	ST	AT	TT	SKS-YDS	PD	FF	FR-YDS	NO	YDS	AVG	LG	TD	TD	TD-IntRt	TD-FRRt	S	PTS
2013	Cincinnati	10-0	2	2	4	0.5-4	0	0	0-0	—	—	—	—	—	—	—	—	—	—
2014	Cincinnati	12-0	4	2	6	1-6	1	0	0-0	—	—	—	—	—	—	—	—	—	—
2015	Cincinnati	7-0	1	1	2	0-0	0	0	0-0	—	—	—	—	—	—	—	—	—	—
CAREER		29-0	7	5	12	1.5-10	1	0	0-0	—	—	—	—	—	—	—	—	—	—


		SPECIAL TEAMS								KICKOFF RETURNS						PUNT RETURNS					
YEAR	TEAM	ST	AT	TT	FF	FR-YDS	BP	BFG	BXP	NO	YDS	AVG	FC	LG	TD	NO	YDS	AVG	FC	LG	TD
2014	Cincinnati	1	0	1	0	0-0	0	0	0	—	—	—	—	—	—	—	—	—	—	—	—
CAREER		1	0	1	0	0-0	0	0	0	—	—	—	—	—	—	—	—	—	—	—	—

### POSTSEASON

			DEFENSE							INTERCEPTIONS					SCORING				
YEAR	TEAM	G-S	ST	AT	TT	SKS-YDS	PD	FF	FR-YDS	NO	YDS	AVG	LG	TD	TD	TD-IntRt	TD-FRRt	S	PTS
2013	Cincinnati	1-0	0	0	0	0-0	0	0	0-0	—	—	—	—	—	—	—	—	—	—
2014	Cincinnati	1-0	0	2	2	0.5-4	0	0	0-0	—	—	—	—	—	—	—	—	—	—
2015	Cincinnati	0-0	DID NOT PLAY*							DID NOT PLAY*					DID NOT PLAY*				
CAREER		2-0	0	2	2	0.5-4	0	0	0-0	—	—	—	—	—	—	—	—	—	—

## 2015 REGULAR-SEASON GAME-BY-GAME

DATE	OPPONENT	DEFENSE								INTERCEPTIONS				
		ST	AT	TT	SKS-YDS	INT-YDS	PD	FF	FR-YDS	NO	YDS	AVG	LG	TD
9-13	at Oakland				INACTIVE						INACTIVE			
9-20	SAN DIEGO				INACTIVE						INACTIVE			
9-27	at Baltimore				INACTIVE						INACTIVE			
10-4	KANSAS CITY				INACTIVE						INACTIVE			
10-11	SEATTLE				INACTIVE						INACTIVE			
10-18	at Buffalo				INACTIVE						INACTIVE			
10-25	— BYE —													
11-1	at Pittsburgh				INACTIVE						INACTIVE			
11-5	CLEVELAND	0	0	0	0-0	0-0	0	0	0-0	—	—	—	—	—
11-16	HOUSTON	0	0	0	0-0	0-0	0	0	0-0	—	—	—	—	—
11-22	at Arizona				INACTIVE						INACTIVE			
11-29	ST. LOUIS				INACTIVE						INACTIVE			
12-6	at Cleveland	1	0	1	0-0	0-0	0	0	0-0	—	—	—	—	—
12-13	PITTSBURGH	0	1	1	0-0	0-0	0	0	0-0	—	—	—	—	—
12-20	at San Francisco	0	0	0	0-0	0-0	0	0	0-0	—	—	—	—	—
12-28	at Denver	0	0	0	0-0	0-0	0	0	0-0	—	—	—	—	—
1-3	BALTIMORE	0	0	0	0-0	0-0	0	0	0-0	—	—	—	—	—
TOTALS		1	1	2	0-0	0-0	0	0	0-0	—	—	—	—	—



## ILOKA, GEORGE

S #43

Height: 6-4

Weight: 225

College: Boise State

Experience: 5th-year player in 2016

2015 games-starts: 12-12

Career games-starts: 51-44

Born: 3-31-90

Hometown: Houston, Texas

Acquired: D5c12

*Iloka in 2015 played his third season as Bengals' starting SS ... Logged 47 tackles and one INT, with four total passes defended ... Made three key plays in win Nov. 29 vs. St. Louis ... Had a fumble recovery in Wild Card playoff ... Tied for second on team in 2014 with three INTs, and ranked fourth in tackles (74) and fourth in passes defended (10) ... Tall DB with top-level range and speed.*

**Career transactions:** Selected by Cincinnati in fifth round of 2012 NFL Draft (167th overall) ... Signed with Bengals on 5-10-12 ... Re-signed with Bengals as unrestricted free agent on 3-10-16.

**2015 highlights:** Played and started 12 games (Games 1-3, 5-11, 13 and 16) at SS ... Missed Game 4 due to ankle injury and Games 12 and 14-15 (groin) ... Two tackles on Sept. 13 at Oakland, but missed second half due to ankle injury ... On Oct. 11 vs. Seattle, logged four tackles, a QB hit, and a pass defended ... Led team in tackles with eight (personal season high) on Nov. 16 vs. Houston ... On Nov. 29 vs. St. Louis, intercepted a Nick Foles deep pass at Bengals 18 in fourth quarter, and his pass break-up in second quarter enabled an INT by S Reggie Nelson ... Also vs. Rams, stopped RB Todd Gurley for three-yard loss on third down on first St. Louis possession, forcing a punt ... In Wild Card playoff on 1-9-16 vs. Pittsburgh, recovered a Markus Wheaton fumble at Bengals 47 in second quarter.

**Previous seasons:** **2012**—Rookie played in seven games (Games 1-4, 7 and 9-10) and in Wild Card playoff ... Inactive for remaining contests ... Had two special teams tackles in regular season, both on Sept. 16 vs. Cleveland. **2013**—Started Games 1-16 and Wild Card playoff at SS ... Had one INT, two forced fumbles, a fumble recovery and eight passes defended ... Made first career start Sept. 8 at Chicago, logging four tackles ... Had big stop in win Sept. 16 vs. Pittsburgh, forcing a punt by stopping RB Isaac Redman for one-yard on third-and-two play ... On Sept. 29 at Cleveland, tied for secondary lead with six tackles and led team in passes defended (two) ... Three tackles Oct. 6 vs. New England, and forced an Aaron Dobson fumble (Patriots recovered) ...

On Dec. 1 at San Diego, recovered an Antonio Gates fumble at Bengals 18 on game's opening drive, and he forced a Keenan Allen fumble that Bengals recovered in fourth quarter ... Had first career INT Dec. 22 vs. Minnesota, catching deflected ball while lying on turf at Bengals' 25 following mid-air battle for pass. **2014**—Started at SS in Games 1-16 and in Wild Card playoff ... Had 74 tackles in regular season (fourth on team), three INTs (tied for second on team) and 10 passes defended (fourth on team) ... On Sept. 14 vs. Atlanta, intercepted two Matt Ryan passes, with 42 return yards, and also had a tackle and an additional pass defended ... Led team with eight tackles Sept. 21 vs. Tennessee, and had a pass defended that led to an INT by DE Robert Geathers ... Tied for team lead with nine tackles on Oct. 5 at New England ... On Oct. 26 at Baltimore, his coverage of Steve Smith Jr. led to key offensive pass interference penalty in final minute, preserving Cincinnati win ... On Nov. 2 vs. Jacksonville, his end-zone INT against Blake Bortles helped seal victory in fourth quarter, ending a Jaguars drive that had reached Cincinnati 14-yard line ... Led secondary and tied for team lead with seven tackles (two for-loss) on Dec. 28 at Pittsburgh.

**College:** Played four seasons (2008-11) at Boise State, seeing action in all 53 possible games and starting every game his last three seasons ... Broncos went 50-3 in his four seasons, and from 2008-11, they finished with AP national rankings of No. 11, No. 4, No. 10 and No. 8 ... Started 11 games at FS and two at CB as senior in 2011 as BSU posted 12-1 record, outscoring foes by an average of 44-19 ... Earned All-Mountain West Conference first-team honors from league coaches as a senior and closed career with berth in Senior Bowl ... In 2008, was youngest player in the WAC at 17, and played in every game with five starts for team that went 12-0 before losing to TCU in Poinsettia Bowl.

**Personal:** Hometown is Houston, Texas ... Attended Kempner High School, where he was an all-league selection and team captain as a senior ... Played primarily WR as a prep junior ... General studies major at Boise State ... Enjoys dining out, movies and internet shopping ... Last name is pronounced "ie(rhymes with 'tie')-LO-kuh."

### GEORGE ILOKA'S STATISTICS

			DEFENSE							INTERCEPTIONS						SCORING				
YEAR	TEAM	G-S	ST	AT	TT	SKS-YDS	PD	FF	FR-YDS	NO	YDS	AVG	LG	TD		TD	TD-IntRt	TD-FRRt	S	PTS
2012	Cincinnati	7-0	0	0	0	0-0	0	0	0-0	0	0	—	—	0		—	—	—	—	—
2013	Cincinnati	16-16	43	24	67	0-0	8	2	1-0	1	-1	-1.0	-1	0		—	—	—	—	—
2014	Cincinnati	16-16	48	26	74	0-0	10	0	0-0	3	58	19.3	28	0		—	—	—	—	—
2015	Cincinnati	12-12	35	12	47	0-0	4	0	0-0	1	0	0.0	0	0		—	—	—	—	—
CAREER		51-44	126	62	188	0-0	22	2	1-0	5	57	11.4	28	0		—	—	—	—	—

		SPECIAL TEAMS									KICKOFF RETURNS						PUNT RETURNS					
YEAR	TEAM	ST	AT	TT	FF	FR-YDS	BP	BFG	BXP	NO	YDS	AVG	FC	LG	TD	NO	YDS	AVG	FC	LG	TD	
2012	Cincinnati	2	0	2	0	0-0	0	0	0	—	—	—	—	—	—	—	—	—	—	—	—	
CAREER		2	0	2	0	0-0	0	0	0	—	—	—	—	—	—	—	—	—	—	—	—	


### POSTSEASON

			DEFENSE							INTERCEPTIONS						SCORING				
YEAR	TEAM	G-S	ST	AT	TT	SKS-YDS	PD	FF	FR-YDS	NO	YDS	AVG	LG	TD		TD	TD-IntRt	TD-FRRt	S	PTS
2012	Cincinnati	1-0	0	0	0	0-0	0	0	0-0	—	—	—	—	—		—	—	—	—	—
2013	Cincinnati	1-1	2	0	2	0-0	0	0	0-0	—	—	—	—	—		—	—	—	—	—
2014	Cincinnati	1-1	2	3	5	0-0	0	0	0-0	—	—	—	—	—		—	—	—	—	—
2015	Cincinnati	1-1	4	1	5	0-0	0	0	1-0	—	—	—	—	—		—	—	—	—	—
CAREER		4-3	8	4	12	0-0	0	0	1-0	—	—	—	—	—		—	—	—	—	—



## 2015 REGULAR-SEASON GAME-BY-GAME

DATE	OPPONENT	DEFENSE								INTERCEPTIONS				
		ST	AT	TT	SKS-YDS	INT-YDS	PD	FF	FR-YDS	NO	YDS	AVG	LG	TD
9-13	at Oakland	1	1	2	0-0	0-0	0	0	0-0	0	0	—	—	0
9-20	SAN DIEGO	5	0	5	0-0	0-0	0	0	0-0	0	0	—	—	0
9-27	at Baltimore	1	1	2	0-0	0-0	0	0	0-0	0	0	—	—	0
10-4	KANSAS CITY	INACTIVE								INACTIVE				
10-11	SEATTLE	3	1	4	0-0	0-0	1	0	0-0	0	0	—	—	0
10-18	at Buffalo	4	2	6	0-0	0-0	0	0	0-0	0	0	—	—	0
10-25	— BYE —													
11-1	at Pittsburgh	4	0	4	0-0	0-0	1	0	0-0	0	0	—	—	0
11-5	CLEVELAND	4	0	4	0-0	0-0	0	0	0-0	0	0	—	—	0
11-16	HOUSTON	3	5	8	0-0	0-0	0	0	0-0	0	0	—	—	0
11-22	at Arizona	4	0	4	0-0	0-0	0	0	0-0	0	0	—	—	0
11-29	ST. LOUIS	3	1	4	0-0	1-0	2	0	0-0	1	0	0.0	0	0
12-6	at Cleveland	INACTIVE								INACTIVE				
12-13	PITTSBURGH	1	0	1	0-0	0-0	0	0	0-0	0	0	—	—	0
12-20	at San Francisco	INACTIVE								INACTIVE				
12-28	at Denver	INACTIVE								INACTIVE				
1-3	BALTIMORE	2	1	3	0-0	0-0	0	0	0-0	0	0	—	—	0
TOTALS		35	12	47	0-0	1-0	4	0	0-0	1	0	0.0	0	0



## JACKSON, WILLIAM

CB #22

Height: 6-0  
Weight: 187  
College: Houston  
Experience: Rookie in 2016

2015 games-starts: 0-0  
Career games-starts: 0-0  
Born: 10-27-92  
Hometown: Houston, Texas  
Acquired: D1'16

*Bengals' top draft pick has ample size and dazzling speed, having clocked a 4.37 in the 40 at the NFL Scouting Combine ... A consistent playmaker, he gets his hands on the ball without drawing interference penalties ... Led the nation in 2015 with a school-record 23 pass breakups and added a career-best five interceptions, also leading nation in total passes defended (28) ... His speed and long arms allow him to get to passes lesser defenders simply could not reach ... Closed his career in style, earning Defensive MVP award in Houston's Chick-fil-A Peach Bowl win over Florida State.*

Career transactions: Selected by Cincinnati in first round of 2016 NFL Draft (24th overall) ... Signed with Bengals on 6-10-16.

Head coach Marvin Lewis says: "We've drafted a number of corners in the first round here, and Will is on the level of some of the best we've had with has athleticism and foot quickness. You've got to have those superior skills to succeed in the NFL at this position. And his ability to play the ball in the air, to not be cumbersome around receivers, is just excellent."

Fast start: In 2013, his first season at Houston, Jackson returned his first major college INT 96 yards for a TD, against Texas-San Antonio. Also in that game, he forced a fumble that a teammate recovered for a TD. Jackson was named Defensive Player of the week in the American Athletic Conference.

More college highlights: Played three seasons (2013-15) at Houston, seeing action in 39 games, with 28 starts ... Played in 2012 at Trinity Valley Community College (Athens, Texas) ... Houston career totals included eight INTs, 48 total passes defended, 115 tackles, three fumble recoveries and two forced fumbles ... Though he played only three seasons, his 40 career pass

breakups rank third in UH history. **2015**—Helped lead Cougars to a 13-1 record, tied for best in school history, and to best national ranking (eighth) since 1979 ... Played in 13 games, with 12 starts ... His five INTs included two returned for TDs ... His Defensive MVP performance in Peach Bowl win over Florida State included two INTs, two additional pass break-ups and a career-high 10 tackles ... Set Houston single-game record in American Athletic Conference championship game win over Temple, logging seven pass breakups ... Had a 35-yard INT return for a TD against Texas State and a 55-yarder for a score vs. Vanderbilt. **2014**—Played 13 games (12 starts) as Cougars finished 8-5, with Armed Forces Bowl win over Pittsburgh ... Logged two INTs, 12 total passes defended, 37 tackles, a fumble recovery and a forced fumble ... His 10 pass breakups ranked second in AAC. **2013**—Played 13 games with four starts in his first UH season, and finished second on team in pass breakups (seven) ... Had first career fumble recovery in BBVAA Compass Bowl vs. Vanderbilt.

Coach Paul Guenther says: "There are a lot of traits we look for in corners, and the more we did the background on this guy and the more we watched him on tape, the more and more impressed we became. He had a visit and showed us he can pick up our defense fairly quickly. And they didn't give him a lot of help down there (at Houston). It was really man-to-man the whole time he was out there."

High school: A two-way standout at Houston's Wheatley High School ... Earned first-team All District honors at DB as a junior and senior, and added 35 receptions for 626 yards and 10 TDs over the two seasons.

Personal: Hometown is Houston, Texas ... Sociology major in college ... Hobbies include horseback riding.



## JOHNSON, MICHAEL

DE #90

Height: 6-7

Weight: 272

College: Georgia Tech

Experience: 8th-year player in 2016

2015 games-starts: 16-15

Career games-starts: 109-73

Born: 2-7-87

Hometown: Selma, Ala.

Acquired: FA'15

*A Bengal for five seasons (2009-13) and the team's franchise player in '13, Johnson returned to Cincinnati as free agent for '15 after spending '14 with Tampa Bay ... Posted 42 tackles, five sacks, three forced fumbles (team lead), a fumble recovery and two passes defended ... Logged 11.5 sacks for Bengals in 2012, and in '13 he led Cincinnati defensive in line tackles (74) and had 33 QB pressures with 3.5 sacks ... Has played in 95 of a possible 96 regular-season games during his Bengals seasons and has also played in all five Cincinnati postseason games in that period.*

**Career transactions:** Selected by Cincinnati in third round of 2009 NFL Draft (70th overall) ... Signed with Bengals on 7-29-09 ... Designated as Bengals franchise player on 3-1-13 ... Re-signed with Bengals as designated franchise player on 3-15-13 ... Signed with Tampa Bay as unrestricted free agent on 3-14-14 ... Contract terminated by Buccaneers on 3-11-15 ... Signed with Cincinnati as free agent on 3-15-15.

**2015 general:** Played in Games 1-16, with starts in Games 2-16 at RDE ... Did not start season opener due to missed time in preseason because of knee injury ... His 13 total QB hits ranked third on team, and was tied for third in total tackles for loss (six) ... Also started Wild Card playoff.

**2015 game-by-game:** On Sept. 13 at Oakland, recovered a Matt McGloin fumble at Oakland 17 in third quarter ... On Sept. 20 vs. San Diego, his three tackles included downing RB Melvin Gordon for an eight-yard loss that backed Chargers up from a first down at the Bengals 23, helping force S.D. to settle for FG ... On Oct. 4 vs. Kansas City, had nine-yard sack of Alex Smith in first quarter and forced a fumble by TE Travis Kelce in third quarter, with S Reggie Nelson recovering and returning to Chiefs five, setting up TD to give Cincinnati a 29-15 lead ... On Nov. 1 at Pittsburgh, his 12-yard sack of Ben Roethlisberger on a third down forced a punt, and he had one additional QB hit ... Six tackles Nov. 22 at Arizona, including six-yard sack of Carson Palmer, a tackle-for-loss on rushing play and a forced fumble (Cardinals recovered) ... Recorded two tackles, a QB hit, and a 10-yard sack of Austin Davis on Dec. 6 at Cleveland ... Logged three tackles and a five-yard sack of Ben Roethlisberger on Dec. 13 vs. Pittsburgh ... On Dec. 28 at Denver, logged six tackles, and forced a fourth-quarter fumble by C.J. Anderson that Bengals recovered at their 25, staving off scoring threat and helping send game to overtime ... Led D-line with five tackles, including one for-loss, in Wild Card playoff on 1-9-16 vs. Pittsburgh.

**Previous seasons:** **2009**—Increased his role as his rookie season progressed and led Bengals D-line in passes defended (five), including key PD in win over Detroit ... Seven special teams tackles ... Had his first entry in sacks column Nov. 8 vs. Baltimore, when he shared a fourth-down, fourth-quarter drop of Joe Flacco to seal victory ... On Dec. 6 vs. Detroit, deflected a Matt Stafford pass that DE Jonathan Fanene intercepted for 45-yard TD, tying score at 7-7 in second quarter ... Also vs. Detroit, had his first solo sack, a nine-yarder against Stafford ... In division-clinching win Dec. 27 vs. Kansas City, had eight-yard sack of Matt Cassel and a fourth-quarter pass defended to force a punt. **2010**—Switched from DE to LB for start of season, but resumed seeing DE action when starters were out with injuries ... Had 10 starts at DE for the year, including the last eight games ... Led Bengals in tackles-for-loss (eight), second in QB pressures (17), and tied for front-seven lead in passes defended (four) ... On Dec. 12 at Pittsburgh, led line with eight tackles, including a sack, and his five QB pressures tied Bengals' individual game high for season. **2011**—Led front-seven in passes defended (six) ... In win Sept. 11 at Cleveland, had team's first INT of season in fourth quarter and tied for team lead in total passes defended (three) ... Had seven tackles on Sept. 18 at Denver, including a sack and forced fumble against Kyle Orton ... Had a nine-yard sack of Curtis Painter on Oct. 16

vs. Indianapolis, and also recovered a first-quarter fumble from Colts TE Dallas Clark ... Seven tackles in key win Dec. 4 at Pittsburgh, including eight-yard sack and two tackles for loss. **2012**—His 11.5 sacks were second-most by a Bengal since 1983, topped only by Geno Atkins' 12.5 (also in '12) ... Second on D-line in tackles (70) and had an INT, a fumble recovery and three passes defended ... Third on team in both QB pressures (25) and tackles-for-loss (seven) ... Named AFC Defensive Player of the Week for his performance Sept. 23 at Washington, when he recorded career-high three sacks (for 17 yards) against Robert Griffin III, had two additional QB pressures and led line with seven total tackles ... His three tackles Sept. 16 vs. Cleveland included a five-yard sack of Brandon Weeden, and he recovered a Chris Ogbonnaya fumble at Browns 43 in second quarter ... On Oct. 14 at Cleveland, intercepted a deflected Brandon Weeden pass in first quarter, setting up a TD ... Personal season-high 10 tackles (led D-line and second on team) in playoff-clinching win on Dec. 23 at Pittsburgh, including an eight-yard sack of Ben Roethlisberger ... Three tackles Dec. 30 vs. Baltimore, including two sacks — one of Joe Flacco and one of Tyrod Taylor ... Five tackles in Wild Card playoff on 1-5-13 at Houston. **2013**—Played in 15 Bengals games, missing only Oct. 6 vs. New England, due to concussion suffered Sept. 29 at Cleveland ... Led defensive line in tackles (74) and ranked third on team ... Had 3.5 sacks, two forced fumbles and an INT ... Second on line with nine passes defended and second on team with 33 QB pressures ... On Sept. 22 vs. Green Bay, initiated game-winning play when he stopped RB Johnathan Franklin for no gain on fourth-and-one play in fourth quarter and forced a fumble that Bengals returned for TD ... Also vs. Green Bay, had a five-yard sack and a shared eight-yard sack of Aaron Rodgers ... Five tackles, including a seven-yard sack of Ryan Tannehill in fourth quarter, on Oct. 31 at Miami ... On Nov. 17 vs. Cleveland, made first key play in comeback win when he deflected a pass that James Harrison intercepted to set up first Bengals TD ... Also vs. Cleveland, had a fourth-quarter INT, a shared sack and forced fumble, and additional pass defended, two QB pressures and five tackles (tied for line lead). **2014**—Played in 14 games for Tampa Bay, starting 13 ... Totaled 27 tackles, including five for-loss, four sacks and two forced fumbles ... In upset win Sept. 28 at Pittsburgh, set up Bucs for an early 7-0 lead when he sacked Ben Roethlisberger at Steelers nine on game's third scrimmage play, forcing a fumble that Tampa Bay recovered at the five ... Also at Pittsburgh, had three-yard sack of Roethlisberger, and helped limit Steelers' top-ranked rushing attack to 27-for-85 ... On Dec. 21 vs. Green Bay, recorded three tackles, one sack, and one forced fumble.

**College:** Played in 49 games over four seasons (2005-08) at Georgia Tech ... Team captain as senior, he broke into starting lineup, and his nine sacks helped him earn first-team All-America honors from American Football Coaches Association ... Though he played only one year as a starter, he finished career as a significant playmaker, with 19 sacks, 10 forced fumbles, three blocked FGs and 30.5 tackles for loss ... Posted 17.5 of his tackles for loss as a senior starter ... Having been 10 classes short of his college degree when he was drafted by the Bengals in 2009, Johnson returned to Georgia Tech to complete those courses in the offseasons of '11, '13 and '15 to earn his bachelor's degree in business administration, which he received in May of '15.

**Personal:** Hometown is Selma, Ala. ... Attended Dallas County High School, playing DE and TE, and as a senior, he caught 42-for-650 with six TDs while adding 92 tackles with 14 sacks ... Also an outstanding prep basketball player, averaging 16 points and 10 rebounds as a junior ... Has a son (Maximus) ... Favorite hobby is listening to music ... Enjoys community work with children's causes, and has started a foundation, the MJ93 Fund ... In March 2015, returned to his hometown to attend the Selma 50th Anniversary Bridge Crossing Jubilee, commemorating the historic 1965 Selma-to-Montgomery civil rights march.

## MICHAEL JOHNSON'S STATISTICS

			DEFENSE							INTERCEPTIONS					SCORING				
YEAR	TEAM	G-S	ST	AT	TT	SKS-YDS	PD	FF	FR-YDS	NO	YDS	AVG	LG	TD	TD	TD-IntRt	TD-FRRt	S	PTS
2009	Cincinnati	16-0	11	5	16	3-26	5	0	0-0	0	0	—	—	0	—	—	—	—	—
2010	Cincinnati	16-10	22	27	49	2.5-10	4	0	0-0	0	0	—	—	0	—	—	—	—	—
2011	Cincinnati	16-5	27	24	51	6-39.5	6	1	1-0	1	0	0.0	0	0	—	—	—	—	—
2012	Cincinnati	16-15	40	30	70	11.5-71	3	0	1-0	1	3	3.0	3	0	—	—	—	—	—
2013	Cincinnati	15-15	42	32	74	3.5-23	9	2	0-0	1	7	7.0	7	0	—	—	—	—	—
2014	Tampa Bay	14-13	20	7	27	4-22	0	2	0-0	0	0	—	—	0	—	—	—	—	—
2015	Cincinnati	16-15	29	13	42	5-42	2	3	1-0	0	0	—	—	0	—	—	—	—	—
CIN. TOTALS		95-60	171	131	302	31.5-211.5	29	6	3-0	3	10	3.3	7	0	—	—	—	—	—
T.B. TOTALS		14-13	20	7	27	4-22	0	2	0-0	0	0	—	—	0	—	—	—	—	—
CAREER		109-73	191	138	329	35.5-233.5	29	8	3-0	3	10	3.3	7	0	—	—	—	—	—

		SPECIAL TEAMS									KICKOFF RETURNS						PUNT RETURNS					
YEAR	TEAM	ST	AT	TT	FF	FR-YDS	BP	BFG	BXP	NO	YDS	AVG	FC	LG	TD	NO	YDS	AVG	FC	LG	TD	
2009	Cincinnati	5	2	7	0	0-0	0	0	0	—	—	—	—	—	—	—	—	—	—	—	—	
2010	Cincinnati	1	0	1	0	1-0	0	0	0	—	—	—	—	—	—	—	—	—	—	—	—	
CAREER		6	2	8	0	1-0	0	0	0	—	—	—	—	—	—	—	—	—	—	—	—	


## POSTSEASON

			DEFENSE							INTERCEPTIONS					SCORING				
YEAR	TEAM	G-S	ST	AT	TT	SKS-YDS	PD	FF	FR-YDS	NO	YDS	AVG	LG	TD	TD	TD-IntRt	TD-FRRt	S	PTS
2009	Cincinnati	1-0	0	1	1	0-0	0	0	0-0	—	—	—	—	—	—	—	—	—	—
2011	Cincinnati	1-0	0	1	1	0-0	0	0	0-0	—	—	—	—	—	—	—	—	—	—
2012	Cincinnati	1-1	2	3	5	0-0	0	0	0-0	—	—	—	—	—	—	—	—	—	—
2013	Cincinnati	1-1	1	2	3	0-0	0	0	0-0	—	—	—	—	—	—	—	—	—	—
2015	Cincinnati	1-1	4	1	5	0-0	0	0	0-0	—	—	—	—	—	—	—	—	—	—
CAREER		5-3	7	8	15	0-0	0	0	0-0	—	—	—	—	—	—	—	—	—	—

		SPECIAL TEAMS									KICKOFF RETURNS							PUNT RETURNS					
YEAR	TEAM	ST	AT	TT	FF	FR-YDS	BP	BFG	BXP	NO	YDS	AVG	FC	LG	TD	NO	YDS	AVG	FC	LG	TD		
2009	Cincinnati	1	1	2	0	0-0	0	0	0	—	—	—	—	—	—	—	—	—	—	—	—		
CAREER		1	1	2	0	0-0	0	0	0	—	—	—	—	—	—	—	—	—	—	—	—		

## 2015 REGULAR-SEASON GAME-BY-GAME

		DEFENSE								INTERCEPTIONS				
DATE	OPPONENT	ST	AT	TT	SKS-YDS	INT-YDS	PD	FF	FR-YDS	NO	YDS	AVG	LG	TD
9-13	at Oakland	1	0	1	0-0	0-0	0	0	1-0	—	—	—	—	—
9-20	SAN DIEGO	2	1	3	0-0	0-0	0	0	0-0	—	—	—	—	—
9-27	at Baltimore	0	1	1	0-0	0-0	0	0	0-0	—	—	—	—	—
10-4	KANSAS CITY	4	0	4	1-9	0-0	1	1	0-0	—	—	—	—	—
10-11	SEATTLE	0	3	3	0-0	0-0	0	0	0-0	—	—	—	—	—
10-18	at Buffalo	4	0	4	0-0	0-0	0	0	0-0	—	—	—	—	—
10-25	— BYE —													
11-1	at Pittsburgh	1	0	1	1-12	0-0	0	0	0-0	—	—	—	—	—
11-5	CLEVELAND	1	0	1	0-0	0-0	0	0	0-0	—	—	—	—	—
11-16	HOUSTON	0	3	3	0-0	0-0	1	0	0-0	—	—	—	—	—
11-22	at Arizona	6	0	6	1-6	0-0	0	1	0-0	—	—	—	—	—
11-29	ST. LOUIS	0	0	0	0-0	0-0	0	0	0-0	—	—	—	—	—
12-6	at Cleveland	2	0	2	1-10	0-0	0	0	0-0	—	—	—	—	—
12-13	PITTSBURGH	2	1	3	1-5	0-0	0	0	0-0	—	—	—	—	—
12-20	at San Francisco	1	1	2	0-0	0-0	0	0	0-0	—	—	—	—	—
12-28	at Denver	5	1	6	0-0	0-0	0	1	0-0	—	—	—	—	—
1-3	BALTIMORE	0	2	2	0-0	0-0	0	0	0-0	—	—	—	—	—
TOTALS		29	13	42	5-42	0-0	2	3	1-0	—	—	—	—	—



## JOHNSON, T.J.

C #60

Height: 6-4

Weight: 300

College: South Carolina

Experience: 3rd-year player in 2016

2015 games-starts: 12-0

Career games-starts: 16-0

Born: 7-17-90

Hometown: Aynor, S.C.

Acquired: D7b'13

*Johnson played in career-high 12 games in 2015 as backup C; also played in Wild Card playoff ... On roster for all of 2014 and played in four games ... At South Carolina, started school-record 53 straight games, playing both G and C.*

Career transactions: Selected by Cincinnati in seventh round of 2013 NFL Draft (251st overall) ... Signed with Bengals on 5-10-13 ... Waived by Bengals on 8-31-13 ... Signed to Bengals practice squad on 9-1-13 ... Signed to Bengals roster on 1-6-14 ... Re-signed with Bengals on 3-7-16.

2015 highlights: Played in Games 5-16 and in Wild Card playoff ... Active-DNP for Games 1-4 ... Had season-high eight snaps with offense on Nov. 5 vs. Cleveland and seven snaps on Dec. 6 at Cleveland.

Previous seasons: **2013**—On practice squad for Games 1-16 and for Wild Card playoff ... Played in all four preseason games. **2014**—Played in four games (Games 3 and 12-14) ... Inactive for Games 1-2 and 16, and active-DNP for Games 4-11, 15 and Wild Card playoff ... Made his NFL debut on Sept. 21 vs. Tennessee ... Played in all four preseason games.

College: Played four seasons (2009-12) at South Carolina, with a redshirt year in '08 ... Started all 53 possible games of college career (a school record) ... Played guard freshman season, before switching to center for final three seasons ... A standout in weight room, he twice earned South Carolina's annual award for outstanding effort ... Helped Gamecocks to 38-15 record, and became only player in school history to start in four wins over archrival Clemson ... Anchored middle of line that paved way for one of SEC's most productive running attacks, which featured All-American HB Marcus Lattimore ... Was 2012 team captain as senior, and named second-team All-SEC by league's coaches.

Personal: Hometown is Aynor, S.C. ... Attended Aynor High School, where he earned Associated Press First-Team All-State honors as a senior ... Graduated from South Carolina with a sport and entertainment management degree ... Was academic All-SEC three times, and posted a 3.82 grade point average.

*NOTE ABOUT NFL EXPERIENCE: Johnson did not earn an accrued year of experience toward NFL free agency in 2013 because he was not on a 53-player roster, a Reserve/Injured list or a Reserve/Physically Unable to Perform list for the required minimum of six games that season.*

### T.J. JOHNSON'S STATISTICS

#### GAMES-STARTS

YEAR	TEAM	GAMES	STARTS
2013	Cincinnati.....	*DID NOT PLAY	
2014	Cincinnati.....	4	0
2015	Cincinnati.....	12	0
CAREER		16	0

#### POSTSEASON

#### GAMES-STARTS

YEAR	TEAM	GAMES	STARTS
2013	Cincinnati.....	*DID NOT PLAY	
2014	Cincinnati.....	*DID NOT PLAY	
2015	Cincinnati.....	1	0
CAREER		1	0

\* NOTE: Johnson was on the practice squad for 16 regular-season games and one postseason game with Cincinnati in 2013. He was active/DNP for one postseason game with Cincinnati in 2014.





## JONES, ADAM

CB #24

**Height:** 5-10  
**Weight:** 180  
**College:** West Virginia  
**Experience:** 10th-year player in 2016

**2015 games-starts:** 14-14  
**Career games-starts:** 114-77  
**Born:** 9-30-83  
**Hometown:** Atlanta, Ga.  
**Acquired:** FA'10

*Jones was Bengals starting RCB in 2015 and earned his first career Pro Bowl berth, added to game as alternate ... Also among NFL's most dangerous kick returners, but his KR role was reduced in '15 due to increased time on defense ... Missed two games and was limited in two other contests with foot sprain, but finished sixth on team in tackles (62), third in passes defended (12) and second in INTs (three)... Also had one sack (third of career) and one FF ... Turned in best KR year in Bengals history in '14, leading NFL in KOR (31.3) and finishing second in punt return (12.0) ... His KOR title was first in team history ... Earned nod as first-team kick returner for '14 on pro football's flagship all-star squad, the Associated Press All-Pro team ... Ranks No. 1 all-time for Bengals in PR average (11.4) ... His 26.9-yard Bengals career KOR average would top team records, but needs three more returns to qualify ... Has five career PRs for TDs, including one for Bengals, tied for second among active players.*

**Career transactions:** Selected by Tennessee in first round of 2005 NFL Draft (sixth overall) ... Signed with Titans on 8-23-05 ... Re-signed with Titans on 4-26-08 ... Traded by Titans to Dallas on 4-27-08 for Cowboys' fourth-round selection in 2008 NFL Draft ... Waived by Cowboys on 2-9-09 ... Signed with Cincinnati as free agent on 5-10-10 ... Re-signed with Bengals as unrestricted free agent on 3-23-11 ... Re-signed with Bengals as unrestricted free agent on 3-25-13 ... Re-signed with Bengals as unrestricted free agent on 3-15-16.

**Pro Bowl participation:** Earned his first Pro Bowl nod for 2015 season game at Honolulu, added to roster as an alternate, and started for victorious Team Irvin, with one tackle.

**2015 highlights:** Played and started 14 games, missing Games 10 and 13 due to foot sprain ... Played key defensive role in season-opening win Sept. 13 at Oakland, as his forced fumble against QB Derek Carr cut short a Raiders comeback bid, and he also had a pass defended and led team with 10 tackles, including several solo stops in the open field ... Logged nine tackles and two passes defended on Sept. 20 vs. San Diego ... On Sept. 27 at Baltimore, jumped the route on a short pass to FB Kyle Juszczyk and got INT to give Bengals possession at Ravens 30, setting up TD for 14-0 lead ... On Oct. 11 vs. Seattle, logged five tackles, including a sack, and one INT ... Also vs. Seattle, his 22.0-yard average on three punt returns included a 35-yarder that helped set up a TD in fourth quarter and a 19-yarder that helped set up winning FG in overtime ... On Oct. 18 at Buffalo, logged five tackles and a pass defended, and also had a KOR for 49 yards, setting up the Bengals first TD drive ... On Nov. 1 at Pittsburgh, logged five tackles and a pass defended, and had two PRs for a 16.5 yard average ... On Nov. 5 vs. Cleveland, had two passes defended, including a third-down PD to force a punt on Browns' first possession ... On Dec. 20 at San Francisco, logged three tackles and his third INT of the season, returning it 14 yards to the Bengals 42 in second quarter ... Two passes defended Jan. 3 vs. Baltimore ... Two tackles in Wild Card playoff on 1-9-16 vs. Pittsburgh.

**Previous seasons:** **2005**—Primary starter for Tennessee at RCB, he led team in passes defended (12) and logged 53 tackles ... Ranked fourth in NFL in KORs (26.2) and fifth in AFC in punt returns (9.4) ... Named to Pro Football Weekly all-rookie team as punt returner ... Had 85-yard KOR on Nov. 20 vs. Jacksonville ... On Dec. 11 vs. Houston, his 52-yard PR was Titans' only TD in 13-10 win, and he was named AFC Special Teams Player of the Week. **2006**—Started 15 games for Tennessee ... His four INTs included 83-yard return for TD on Dec. 17 vs. Jacksonville, and his NFL-leading 12.9-yard PR average included three returns for TDs, tying franchise record ... Second on team in passes defended (14) ... On Oct. 29 vs. Houston, sparked 28-22 win with a 53-yard PR TD in fourth quarter, and logged his first career INT (off Sage Rosenfels) ... On Nov. 19 at Philadelphia, aided 31-13 win with PR of 90 yards for TD, setting a Titans record ... Two INTs off Eli Manning in Nov. 26 comeback vs. N.Y. Giants ... On Dec. 31 vs. New England, had an 81-yard PR for TD and a 47-yard KOR, and his 259 total kick return yards for the game was the NFL's season high ... Saw spot duty on offense for Titans, gaining eight yards on two rushing attempts

and 17 yards on two receptions. **2007**—Suspended indefinitely by NFL (player conduct policy) on April 10, and remained on suspension through entire season. **2008**—Re-signed with Titans on April 26 (while still on suspension), and was traded April 27 to Dallas for fourth-round selection in '08 draft ... Suspension lifted by NFL on Aug. 28, and started for Dallas in Games 1-6 before again being suspended under player conduct policy, missing Games 7-12 ... Reinstated and played in three of the last four games, missing one with neck injury. **2009**—Not with an NFL team. **2010**—Signed as free agent with Bengals in May ... Played in five games, but suffered neck injury Oct. 24 at Atlanta and was placed Oct. 26 on Reserve/Injured list ... In his limited action for Cincinnati, had an INT, a forced fumble and two fumble recoveries, with a fumble return for a TD ... On Oct. 24 at Atlanta, stripped ball from WR Roddy White at Bengals' 41 and ran 59 yards after recovery for a TD to give Bengals a 25-24 third-quarter lead. **2011**—Opened second Bengals season on Reserve/Physically Unable to Perform list, due to rehab from offseason neck surgery ... Made season debut Oct. 30 at Seattle and had 63-yard PR on his first play, but strained a hamstring, did not return and missed next two games ... For the season, played in eight games, with seven starts at RCB in place of injured Leon Hall, and also started at RCB in Wild Card playoff ... His 63-yard PR Oct. 30 at Seattle set up a TD ... Led secondary with six tackles Nov. 20 at Baltimore, including two TD-saving plays — an open-field tackle on WR Torrey Smith, leading to a Nate Clements INT two plays later, and a tackle of RB Ray Rice after 59-yard gain to Bengals six, after which Bengals forced Ravens to settle for FG ... Five tackles and a pass defended in Wild Card playoff on 1-7-12 at Houston. **2012**—Played in all 16 Bengals games and in Wild Card playoff ... Five starts ... Totaled 43 tackles, 11 passes defended (tied for second on team), a sack and a forced fumble ... Made early mark in the return game on Sept. 16 at Cleveland, taking game's opening punt 81 yards for a TD in eventual seven-point win ... Named AFC Special Teams Player of the Week for his Cleveland performance ... On Nov. 11 vs. N.Y. Giants, had a 63-yard PR to set up a TD ... Also vs. Giants, forced a fumble (Bengals recovered) against RB Ahmad Bradshaw in the red zone. **2013**—Played in Games 1-16, with 13 starts, and also started the team's Wild Card playoff ... Assumed starting RCB job after a season-ending injury to Leon Hall in Game 5 ... Tied for team lead with three INTs, and led team with 18 passes defended ... On Oct. 6 vs. New England, and had an acrobatic, game-sealing INT at Cincinnati 3 with 0:16 to play ... Also vs. New England, made end-zone break-up of pass intended for Julian Edelman on third-and-goal from Cincinnati one, leading Pats to settle for FG and eventual final deficit of 13-6 ... On Oct. 27 vs. Jets, scored 60-yard TD on return of an intercepted Geno Smith pass ... Two passes defended Oct. 31 at Miami, and recovered a Lamar Miller fumble two yards deep in end zone, returning 43 yards to Bengals 41 ... On Dec. 15 vs. Pittsburgh, intercepted a Ben Roethlisberger pass at Cincinnati two-yard line, and recorded five tackles (two for loss) ... Led secondary with seven tackles in Wild Card Playoff on 1-5-14 vs. San Diego. **2014**—Played in Games 1-16 (three starts), and started Wild Card playoff as a third CB ... Had 63 tackles, three INTs (tied for second on team), 11 passes defended (third on team) and a fumble recovery ... Turned in best season in Bengals history in overall kick returns, leading NFL in KOR average (31.3) and ranked second in PR average (12.0) ... No previous Bengal had finished in even the top 10 in both categories for a season ... Had a 47-yard PR to set up a Bengals TD on Oct. 5 at New England ... On Oct. 12 vs. Carolina, had a 97-yard KOR to set up TD, longest play in Bengals history not for a TD ... Intercepted a Joe Flacco pass on Oct. 26 vs. Baltimore, with 12-yard return that led to a Bengals FG, and returned three kickoffs for a 31.0 average ... On Dec. 14 at Cleveland, had an INT of Johnny Manziel to halt a Browns drive in Bengals territory late in first half ... Had four tackles and a fourth-quarter INT of Peyton Manning on Dec. 22 vs. Denver, and had an 80-yard KOR in third quarter, setting up TD ... Led secondary in tackles (six) in Wild Card playoff on 1-4-15 at Indianapolis.

**College:** Played three seasons (2002-04) at West Virginia before declaring for NFL Draft after junior year ... Named first-team All-American as junior by College Football News, after leading team in tackles (76) and posting two sacks and three INTs; also named Big East Special Teams Player of the

(Adam Jones, continued)

Year, averaging 14.6 yards with a TD on punt returns and 23.4 yards on KORs ... For his career, played 36 games with 22 starts, with 201 tackles, eight INTs, 30 total passes defended, two sacks, two fumble recoveries and two forced fumbles.

Personal: Hometown is Atlanta, Ga. ... Attended Westlake High School, where as a DB and RB he earned Class 4A All-State honors and was named his conference's player of the year ... Also earned prep All-America honors in

basketball, and ran track ... Special education major at West Virginia, and was a member of Athletic Director's Academic Honor roll ... Has two daughters, Zaniyah Christine and Trinity Alexandria ... Hobbies include dirt bike riding, listening to music, and his dog, Macho.

*NOTE ABOUT NFL EXPERIENCE: Jones did not earn an accrued year of experience toward NFL free agency in 2007 or '09 because he was not on a 53-player roster, a Reserve/Injured list or a Reserve/Physically Unable to Perform list for the required minimum of six games in either season.*

## ADAM JONES' STATISTICS

			DEFENSE							INTERCEPTIONS					SCORING					
YEAR	TEAM	G-S	ST	AT	TT	SKS-YDS	PD	FF	FR-YDS	NO	YDS	AVG	LG	TD	TD	TD-IntRt	TD-FRRt	S	PTS	
2005	Tennessee	15-13	43	10	53	0-0	12	0	0-0	0	0	—	—	0		*1	0	0	0	6
2006	Tennessee	15-15	54	13	67	1-3	14	1	0-0	4	130	32.5	83t	1		*4	1	0	0	24
2007	Tennessee	0-0	DID NOT PLAY**							DID NOT PLAY**					DID NOT PLAY**					
2008	Dallas	9-6	27	6	33	0-0	13	1	1-21	0	0	—	—	0		0	0	0	0	0
2009	—	0-0	DID NOT PLAY**							DID NOT PLAY**					DID NOT PLAY**					
2010	Cincinnati	5-1	10	3	13	0-0	2	1	1-59	1	10	10.0	10	0		1	0	1	0	6
2011	Cincinnati	8-7	24	7	31	0-0	7	0	0-0	0	0	—	—	0		0	0	0	0	0
2012	Cincinnati	16-5	32	11	43	1-6	11	1	0-0	0	0	—	—	0		*1	0	0	0	6
2013	Cincinnati	16-13	44	12	56	0-0	18	1	2-43	3	60	20.0	60t	1		1	1	0	0	6
2014	Cincinnati	16-3	51	12	63	0-0	11	0	1-0	3	23	7.7	12	0		0	0	0	0	0
2015	Cincinnati	14-14	53	9	62	1-1	12	1	0-0	3	14	4.7	14	0		0	0	0	0	0
TENN. TOTALS		30-28	97	23	120	1-3	26	1	0-0	4	130	32.5	83t	1		5	1	0	0	30
DALL. TOTALS		9-6	27	6	33	0-0	13	1	1-21	0	0	—	—	0		0	0	0	0	0
CIN. TOTALS		75-43	214	54	268	2-7	61	4	4-102	10	107	10.7	60t	1		3	1	1	0	18
CAREER		114-77	338	83	421	3-10	100	6	5-123	14	237	16.9	83t	2		8	2	1	0	48

YEAR	TEAM	SPECIAL TEAMS								KICKOFF RETURNS						PUNT RETURNS					
		ST	AT	TT	FF	FR-YDS	BP	BFG	BXP	NO	YDS	AVG	FC	LG	TD	NO	YDS	AVG	FC	LG	TD
2005	Tennessee	1	0	1	0	0-0	0	0	0	43	1127	26.2	0	85	0	29	272	9.4	8	52t	1
2006	Tennessee	0	0	0	0	0-0	0	0	0	20	521	26.1	0	70	0	34	440	12.9	3	90t	3
2008	Dallas	0	0	0	0	0-0	0	0	0	7	155	22.1	0	41	0	21	95	4.5	0	18	0
2010	Cincinnati	0	0	0	0	1-0	0	0	0	7	134	19.1	0	29	0	5	33	6.6	0	27	0
2011	Cincinnati	0	0	0	0	0-0	0	0	0	0	***-12	—	0	-12	0	2	67	33.5	0	63	0
2012	Cincinnati	2	1	3	0	0-0	0	0	0	3	64	21.3	0	31	0	26	301	11.6	0	81t	1
2013	Cincinnati	1	0	1	0	0-0	0	0	0	0	0	—	0	—	0	11	88	8.0	0	27	0
2014	Cincinnati	0	0	0	0	0-0	0	0	0	27	844	31.3	0	97	0	22	265	12.0	1	47	0
2015	Cincinnati	0	0	0	0	0-0	0	0	0	10	235	23.5	0	49	0	16	179	11.2	1	35	0
TENN. TOTALS		1	0	1	0	0-0	0	0	0	63	1648	26.2	0	85	0	63	712	11.3	11	90t	4
DALL. TOTALS		0	0	0	0	0-0	0	0	0	7	155	22.1	0	41	0	21	95	4.5	0	18	0
CIN. TOTALS		3	1	4	0	1-0	0	0	0	47	1265	26.9	0	97	0	82	933	11.4	2	81t	1
CAREER		4	1	5	0	1-0	0	0	0	117	3068	26.2	0	97	0	166	1740	10.5	13	90t	5

PASSING														
YEAR	TEAM	ATT	CMP	CMP%	YDS	YDS/ATT	TD	TD%	INT	INT%	LG	SKD-YDS	RAT	
2005	Tennessee	0	0	—	0	—	0	—	0	—	—	1-13	—	
CAREER		0	0	—	0	—	0	—	0	—	—	1-13	—	

RUSHING							RECEIVING				
YEAR	TEAM	ATT	YDS	AVG	LG	TD	NO	YDS	AVG	LG	TD
2006	Tennessee	2	8	4.0	7	0	2	31	15.5	17	0
CAREER		2	8	4.0	7	0	2	31	15.5	17	0

KICKOFF RETURN SINGLE-GAME HIGHS: RETURNS—7 (for Tennessee; 12-31-06 vs. New England). YARDS—196 (for Tennessee; 11-20-05 vs. Jacksonville). LONG—97 (for Cincinnati; 10-12-14 vs. Carolina). TOUCHDOWNS—(none).

PUNT RETURN SINGLE-GAME HIGHS: RETURNS—8 (for Tennessee; 12-24-05 at Miami). YARDS—101 (for Tennessee; 12-31-06 vs. New England). LONG—90t (for Tennessee; 11-19-06 at Philadelphia). TOUCHDOWNS—1 (five times; most recently for Cincinnati on 9-16-12 vs. Cleveland).

## POSTSEASON

YEAR	TEAM	G-S	DEFENSE							INTERCEPTIONS						SCORING				
			ST	AT	TT	SKS-YDS	PD	FF	FR-YDS	NO	YDS	AVG	LG	TD		TD	TD-IntRt	TD-FRRt	S	PTS
2007	Tennessee	0-0	DID NOT PLAY**							DID NOT PLAY**						DID NOT PLAY**				
2011	Cincinnati	1-1	3	2	5	0-0	1	0	0-0	—	—	—	—	—		—	—	—	—	—
2012	Cincinnati	1-0	1	0	1	0-0	1	0	0-0	—	—	—	—	—		—	—	—	—	—
2013	Cincinnati	1-1	7	0	7	0-0	0	0	0-0	—	—	—	—	—		—	—	—	—	—
2014	Cincinnati	1-1	4	2	6	0-0	0	0	0-0	—	—	—	—	—		—	—	—	—	—
2015	Cincinnati	1-1	1	1	2	0-0	0	0	0-0	—	—	—	—	—		—	—	—	—	—
TENN. TOTALS			0	0	0	0-0	0	0	0-0	—	—	—	—	—		—	—	—	—	—
CIN. TOTALS			16	5	21	0-0	2	0	0-0	—	—	—	—	—		—	—	—	—	—
CAREER			5-4	16	5	21	0-0	2	0	0-0	—	—	—	—		—	—	—	—	—

YEAR	TEAM	SPECIAL TEAMS								KICKOFF RETURNS						PUNT RETURNS					
		ST	AT	TT	FF	FR-YDS	BP	BFG	BXP	NO	YDS	AVG	FC	LG	TD	NO	YDS	AVG	FC	LG	TD
2012	Cincinnati	—	—	—	—	—	—	—	—	4	103	25.8	0	34	0	1	0	0.0	0	0	0
2014	Cincinnati	—	—	—	—	—	—	—	—	3	80	26.7	0	32	0	1	1	1.0	0	1	0
2015	Cincinnati	—	—	—	—	—	—	—	—	2	50	25.0	0	28	0	1	24	24.0	1	24	0
CAREER		—	—	—	—	—	—	—	—	9	233	25.9	0	34	0	3	25	8.3	1	24	0

\* NOTE: Jones scored one TD on a punt return with Tennessee in 2005, three TDs on punt returns with Tennessee in '06, and one TD on a punt return with Cincinnati in '12.

\*\* NOTE: Jones was on the Reserve/Suspended by Commissioner list for 16 regular-season games and one postseason game with Tennessee in 2007. He was not with an NFL team in 2009.

\*\*\* NOTE: Jones received a lateral and lost 12 yards on a kickoff return with Cincinnati in 2011.

## 2015 REGULAR-SEASON GAME-BY-GAME

DATE	OPPONENT	DEFENSE								INTERCEPTIONS				
		ST	AT	TT	SKS-YDS	INT-YDS	PD	FF	FR-YDS	NO	YDS	AVG	LG	TD
9-13	at Oakland	10	0	10	0-0	0-0	1	1	0-0	0	0	—	—	0
9-20	SAN DIEGO	7	2	9	0-0	0-0	2	0	0-0	0	0	—	—	0
9-27	at Baltimore	4	2	6	0-0	1-0	1	0	0-0	1	0	0.0	0	0
10-4	KANSAS CITY	0	1	1	0-0	0-0	0	0	0-0	0	0	—	—	0
10-11	SEATTLE	4	1	5	1-1	1-0	1	0	0-0	1	0	0.0	0	0
10-18	at Buffalo	4	1	5	0-0	0-0	1	0	0-0	0	0	—	—	0
10-25	— BYE —													
11-1	at Pittsburgh	5	0	5	0-0	0-0	1	0	0-0	0	0	—	—	0
11-5	CLEVELAND	1	0	1	0-0	0-0	2	0	0-0	0	0	—	—	0
11-16	HOUSTON	4	1	5	0-0	0-0	0	0	0-0	0	0	—	—	0
11-22	at Arizona				INACTIVE					INACTIVE				
11-29	ST. LOUIS	4	0	4	0-0	0-0	0	0	0-0	0	0	—	—	0
12-6	at Cleveland	3	0	3	0-0	0-0	0	0	0-0	0	0	—	—	0
12-13	PITTSBURGH				INACTIVE					INACTIVE				
12-20	at San Francisco	2	1	3	0-0	1-14	1	0	0-0	1	14	14.0	14	0
12-28	at Denver	5	0	5	0-0	0-0	0	0	0-0	0	0	—	—	0
1-3	BALTIMORE	0	0	0	0-0	0-0	2	0	0-0	0	0	—	—	0
TOTALS		53	9	62	1-1	3-14	12	1	0-0	3	14	4.7	14	0

		SPECIAL TEAMS								KICKOFF RETURNS						PUNT RETURNS					
DATE	OPPONENT	ST	AT	TT	FF	FR-YDS	BP	BFG	BXP	NO	YDS	AVG	FC	LG	TD	NO	YDS	AVG	FC	LG	TD
9-13	at Oakland	—	—	—	—	—	—	—	—	0	0	—	0	—	0	2	23	11.5	0	18	0
9-20	SAN DIEGO	—	—	—	—	—	—	—	—	2	45	22.5	0	29	0	1	0	0.0	0	0	0
9-27	at Baltimore	—	—	—	—	—	—	—	—	1	32	32.0	0	32	0	1	0	0.0	0	0	0
10-4	KANSAS CITY	—	—	—	—	—	—	—	—	2	47	23.5	0	25	0	0	0	—	0	—	0
10-11	SEATTLE	—	—	—	—	—	—	—	—	0	0	—	0	—	0	3	66	22.0	1	35	0
10-18	at Buffalo	—	—	—	—	—	—	—	—	2	69	34.5	0	49	0	3	32	10.7	0	18	0
10-25	— BYE —																				
11-1	at Pittsburgh	—	—	—	—	—	—	—	—	0	0	—	0	—	0	2	33	16.5	0	18	0
11-5	CLEVELAND	—	—	—	—	—	—	—	—	1	13	13.0	0	13	0	1	5	5.0	0	5	0
11-16	HOUSTON	—	—	—	—	—	—	—	—	2	29	14.5	0	18	0	2	16	8.0	0	13	0
11-22	at Arizona					INACTIVE				INACTIVE				INACTIVE							
11-29	ST. LOUIS	—	—	—	—	—	—	—	—	0	0	—	0	—	0	0	0	—	0	—	0
12-6	at Cleveland	—	—	—	—	—	—	—	—	0	0	—	0	—	0	0	0	—	0	—	0
12-13	PITTSBURGH					INACTIVE				INACTIVE				INACTIVE							
12-20	at San Francisco	—	—	—	—	—	—	—	—	0	0	—	0	—	0	1	4	4.0	0	4	0
12-28	at Denver	—	—	—	—	—	—	—	—	0	0	—	0	—	0	0	0	—	0	—	0
1-3	BALTIMORE	—	—	—	—	—	—	—	—	0	0	—	0	—	0	0	0	—	0	—	0
TOTALS		—	—	—	—	—	—	—	—	10	235	23.5	0	49	0	16	179	11.2	1	35	0



# KIRKPATRICK, DRE

CB #27

**Height:** 6-2  
**Weight:** 185  
**College:** Alabama  
**Experience:** 5th-year player in 2016

**2015 games-starts:** 16-15  
**Career games-starts:** 51-20  
**Born:** 10-26-89  
**Hometown:** Gadsden, Ala.  
**Acquired:** D1a'12

*First-round pick from 2012 draft played his first full season as a starter in 2015, leading team in passes defended (16) and logging 69 tackles (fifth on team) ... Has played in 48 consecutive games (including postseason) ... Has two career INTs for TDs ... Earned his 2015 starting nod with strong '14 finish, including AFC Defensive Player of the Week nod for his two-INT, one TD performance in playoff-clinching win that season vs. Denver ... His three INTs in 2013 tied for team lead.*

**Career transactions:** Selected by Cincinnati in first round of 2012 NFL Draft (17th overall) ... Signed with Bengals on 5-18-12 ... Bengals exercised option to extend contract by one year through 2016 on 4-28-15.

**2015 highlights:** Played in Games 1-16, with 15 starts, and started Wild Card playoff ... Seven tackles and one pass defended on Sept. 20 vs. San Diego ... On Oct. 18 at Buffalo, logged six tackles and one pass defended ... On Nov. 5 vs. Cleveland, tied for team high in tackles (five) and recorded a pass defended ... Three tackles and a team-high three passes defended on Nov. 16 vs. Houston ... Led team with career-high 10 tackles Nov. 29 vs. St. Louis, and had team-high three passes defended ... Three tackles and a pass defended Dec. 6 at Cleveland ... Seven tackles and two passes defended Dec. 13 vs. Pittsburgh ... Seven tackles and a pass defended Dec. 28 at Denver ... Two tackles and a pass defended Jan. 3 vs. Baltimore ... Three tackles in Wild Card playoff on 1-9-16 vs. Pittsburgh.

**Previous seasons:** **2012**—Worked his way back from preseason knee injury to make debut in Game 8, Nov. 4 vs. Denver, but a concussion suffered in Game 12 at San Diego, combined with recurrence of knee injury, sidelined him for remainder of season ... Played in five games (Games 8-12), with two tackles on defense and two on special teams. **2013**—Played in 14 games (Games 1-2 and 5-16), with starts at LCB in Games 14-16 and in the team's Wild Card playoff vs. San Diego, in place of injured Terence Newman ... Recorded three INTs (one returned for TD), one sack and five passes defended ... Inactive for Games 3-4 due to hamstring injury ... Had two tackles Nov. 17 vs. Cleveland, including his first career sack, a one-yarder of Jason Campbell ... Won a 50-50 ball from Pro Bowl TE Antonio Gates at the Bengals' 25-yard line in the third quarter on Dec. 1 at San Diego, and the Bengals responded with TD drive to take lead for good at 14-7 ... First career start on Dec. 15 at Pittsburgh, subbing for injured Terence Newman, and logged four tackles ... Started Dec. 29 vs. Baltimore and had nine tackles (led secondary) with two INTs; the second returned 21 yards for TD in fourth quarter ... Two tackles in Wild Card playoff on 1-5-14 vs. San Diego. **2014**—Played in Games 1-16 (two starts), and started at

LCB in Wild Card playoff for Terence Newman, who played as reserve in his first game back after an illness ... His three INTs (one returned for a TD) tied for second on team, and he had seven total passes defended ... Also a special teams standout, he tied for third in special teams tackles (nine) and downed four punts at or inside opponent six-yard line ... On Sept. 14 vs. Atlanta, downed a punt at the four-yard line and teamed with LS Clark Harris to down another at the one ... On Nov. 2 vs. Jacksonville and teamed with WR James Wright to down a Kevin Huber punt at the six-yard line ... On Nov. 6 vs. Cleveland, teamed with James Wright to down a punt at the three ... On Nov. 16 at New Orleans, the first of his two passes defended broke up a play to WR Marques Colston in end zone, the first play of a Bengals goal line stand ... Recorded his first INT of the year on Dec. 14 at Cleveland, picking off Johnny Manziel in second quarter at Browns 35, returning to 33 and setting up a FG ... Earned AFC Defensive Player of the Week for his two-INT, one TD performance in playoff-clinching win Dec. 22 vs. Denver ... Returned first INT off Broncos QB Peyton Manning 30 yards for a TD to give Bengals a 37-28 lead in the fourth quarter, and his second INT vs. Denver came with 1:07 to play, ending Denver threat that had reached Bengals 19 ... Started at LCB in place of injured Newman on Dec. 28 at Pittsburgh and logged three tackles and a pass defended, breaking up a pass in the end zone ... In Wild Card playoff on 1-4-15 at Indianapolis, forced Colts to settle for a FG with a third-down pass defended in end zone.

**College:** Played three seasons (2009-11) at Alabama, helping Tide to 36-4 record that included BCS national championships in '09 (14-0 record) and '11 (13-1 record) ... Entered NFL draft after junior season ... Played in 38 games, with starts in 25 contests (12 as a sophomore and 13 as a junior) ... Totaled 91 tackles, three INTs, 16 passes defended, three forced fumbles, a fumble recovery and a TD on a blocked punt return ... Started all 13 games as a junior for unbeaten BCS national champs ... Had no INTs as a junior (nine passes defended and two forced fumbles), but analysts recognized opponents' reluctance to throw in his area, and he still earned first-team All-America honors from Football Writers Association and Pro Football Weekly, along with second-team nod from Associated Press.

**Personal:** Hometown is Gadsden, Ala. ... Attended Gadsden (Ala.) City High School, where he earned ratings among the elite college CB prospects in the nation ... Earned All-America honors from Parade, USA Today and Super Prep ... Was a general studies major at Alabama ... Has established the 21 Kids Foundation, with goal of creating a healthy environment for the mental health community and assisting youth in academics and athletics ... First name is pronounced "DRAY."

## DRE KIRKPATRICK'S STATISTICS

			DEFENSE							INTERCEPTIONS					SCORING							
YEAR	TEAM	G-S	ST	AT	TT	SKS-YDS	PD	FF	FR-YDS	NO	YDS	AVG	LG	TD	TD	TD-IntRt	TD-FRRt	S	PTS			
2012	Cincinnati	5-0	2	0	2	0-0	0	0	0-0	0	0	—	—	0	0	0	0	0	0			
2013	Cincinnati	14-3	21	9	30	1-1	5	0	0-0	3	21	7.0	21t	1	1	1	0	0	6			
2014	Cincinnati	16-2	12	2	14	0-0	7	0	0-0	3	32	10.7	30t	1	1	1	0	0	6			
2015	Cincinnati	16-15	63	7	70	0-0	16	0	0-0	0	0	—	—	0	0	0	0	0	0			
CAREER		51-20	98	18	116	1-1	28	0	0-0	6	53	8.8	30t	2	2	2	0	0	12			
			SPECIAL TEAMS							KICKOFF RETURNS					PUNT RETURNS							
YEAR	TEAM		ST	AT	TT	FF	FR-YDS	BP	BFG	BXP	NO	YDS	AVG	FC	LG	TD	NO	YDS	AVG	FC	LG	TD
2012	Cincinnati		2	0	2	0	0-0	0	0	0	—	—	—	—	—	—	—	—	—	—	—	—
2013	Cincinnati		3	1	4	0	0-0	0	0	0	—	—	—	—	—	—	—	—	—	—	—	—
2014	Cincinnati		8	1	9	0	0-0	0	0	0	—	—	—	—	—	—	—	—	—	—	—	—
CAREER			13	2	15	0	0-0	0	0	0	—	—	—	—	—	—	—	—	—	—	—	—


POSTSEASON																				
			DEFENSE							INTERCEPTIONS					SCORING					
YEAR	TEAM	G-S	ST	AT	TT	SKS-YDS	PD	FF	FR-YDS	NO	YDS	AVG	LG	TD	TD	TD-IntRt	TD-FRRt	S	PTS	
2012	Cincinnati	0-0	DID NOT PLAY*							DID NOT PLAY*					DID NOT PLAY*					
2013	Cincinnati	1-1	2	0	2	0-0	0	0	0-0	—	—	—	—	—	—	—	—	—	—	
2014	Cincinnati	1-1	2	1	3	0-0	1	0	0-0	—	—	—	—	—	—	—	—	—	—	
2015	Cincinnati	1-1	2	1	3	0-0	0	0	0-0	—	—	—	—	—	—	—	—	—	—	
CAREER		3-3	6	2	8	0-0	1	0	0-0	—	—	—	—	—	—	—	—	—	—	

		SPECIAL TEAMS									KICKOFF RETURNS							PUNT RETURNS						
YEAR	TEAM	ST	AT	TT	FF	FR-YDS	BP	BFG	BXP	NO	YDS	AVG	FC	LG	TD	NO	YDS	AVG	FC	LG	TD			
2014	Cincinnati	1	0	1	0	0-0	0	0	0	—	—	—	—	—	—	—	—	—	—	—	—			
CAREER		1	0	1	0	0-0	0	0	0	—	—	—	—	—	—	—	—	—	—	—	—			

\* NOTE: Kirkpatrick was on the Reserve/Injured list for one postseason game with Cincinnati in 2012.

2015 REGULAR-SEASON GAME-BY-GAME																					
		DEFENSE									INTERCEPTIONS										
DATE	OPPONENT	ST	AT	TT	SKS-YDS	INT-YDS	PD	FF	FR-YDS		NO	YDS	AVG	LG	TD						
9-13	at Oakland	2	0	2	0-0	0-0	0	0	0-0		—	—	—	—	—						
9-20	SAN DIEGO	7	0	7	0-0	0-0	1	0	0-0		—	—	—	—	—						
9-27	at Baltimore	2	2	4	0-0	0-0	1	0	0-0		—	—	—	—	—						
10-4	KANSAS CITY	3	2	5	0-0	0-0	0	0	0-0		—	—	—	—	—						
10-11	SEATTLE	0	0	0	0-0	0-0	1	0	0-0		—	—	—	—	—						
10-18	at Buffalo	6	0	6	0-0	0-0	1	0	0-0		—	—	—	—	—						
10-25	— BYE —																				
11-1	at Pittsburgh	3	0	3	0-0	0-0	0	0	0-0		—	—	—	—	—						
11-5	CLEVELAND	4	0	4	0-0	0-0	1	0	0-0		—	—	—	—	—						
11-16	HOUSTON	2	1	3	0-0	0-0	3	0	0-0		—	—	—	—	—						
11-22	at Arizona	2	0	2	0-0	0-0	0	0	0-0		—	—	—	—	—						
11-29	ST. LOUIS	9	1	10	0-0	0-0	3	0	0-0		—	—	—	—	—						
12-6	at Cleveland	3	0	3	0-0	0-0	1	0	0-0		—	—	—	—	—						
12-13	PITTSBURGH	6	1	7	0-0	0-0	2	0	0-0		—	—	—	—	—						
12-20	at San Francisco	5	0	5	0-0	0-0	0	0	0-0		—	—	—	—	—						
12-28	at Denver	7	0	7	0-0	0-0	1	0	0-0		—	—	—	—	—						
1-3	BALTIMORE	2	0	2	0-0	0-0	1	0	0-0		—	—	—	—	—						
TOTALS		63	7	70	0-0	0-0	16	0	0-0		—	—	—	—	—						





## KROFT, TYLER

TE #81

Height: 6-6  
 Weight: 250  
 College: Rutgers  
 Experience: 2nd-year player in 2016

2015 games-starts: 16-6  
 Career games-starts: 16-6  
 Born: 10-15-92  
 Hometown: Downingtown, Pa.  
 Acquired: D3a'15

*Third-round 2015 draft choice started modestly in No. 2 TE role but battled his way to significant action by season's end ... Started five of the last six games (including Wild Card playoff), three starts coming as replacement for injured Tyler Eifert and two starts coming as part of two-TE formation ... Had 11 catches for the regular season, for 129 yards and one TD, and finished third on team in special teams tackles (10).*

Career transactions: Selected by Cincinnati in third round of 2015 NFL Draft (85th overall) ... Signed with Bengals on 5-28-15.

2015 highlights: Played in Games 1-16 ... Six starts, three in base offense replacing injured Tyler Eifert and three as part of multiple-TE alignment ... Also started Wild Card playoff, as a second TE ... Had first career reception Nov. 29 vs. St. Louis, for four yards ... Made first career start as part of base offense on Dec. 6 at Cleveland, subbing for injured Tyler Eifert, and had a 17-yard reception ... Caught two-for-31 on Dec. 13 vs. Pittsburgh ... Made second start in base offense on Dec. 20 at San Francisco, and he caught three passes for 31 yards, including a 20-yard TD from QB AJ McCarron in the second quarter ... On Dec. 28 at Denver, logged four receptions for 46 yards, including a 15-

yarder on third-and-eight during the Bengals' game-tying drive in the fourth quarter.

College: Played 37 games with 24 starts for Rutgers over three seasons (2012-14), with a redshirt year in 2011 ... Entered NFL Draft following his junior season ... Established his receiving potential as a sophomore, when he led the team in catches (43) and receiving yards (573) ... His totals fell to 24-for-269 as a junior, but Rutgers moved to a run-dominated offensive scheme for 2014, and in adjusting to that switch he improved his NFL stock as a blocker and team player ... Earned Rutgers' 2014 Loyal Knight Award, given to a player "who has displayed great character in sacrificing personal goals for the good of the team ... In 2014, appeared in 13 games (11 starts) as Rutgers went 8-5 in its first Big Ten season, capping year with Quick Lane Bowl victory over North Carolina ... Named First Team All-American Athletic Conference in 2013.

Personal: Hometown is Downingtown, Pa ... Attended Downingtown East High School, where he played at WR as a senior after playing the previous two seasons at TE ... Engaged to married (fiance Alexa Vitale) ... Hobbies include target shooting and video games.

### TYLER KROFT'S STATISTICS

YEAR	TEAM	G-S	RECEIVING					RUSHING					SCORING					
			NO	YDS	AVG	LG	TD	ATT	YDS	AVG	LG	TD	TD	TD-R	TD-P	TD-Rt	2-PtC	PTS
2015	Cincinnati	16-6	11	129	11.7	22	1	—	—	—	—	—	1	0	1	0	0	6
CAREER		16-6	11	129	11.7	22	1	—	—	—	—	—	1	0	1	0	0	6

		SPECIAL TEAMS								KICKOFF RETURNS							PUNT RETURNS						
YEAR	TEAM	ST	AT	TT	FF	FR-YDS	BP	BFG	BXP	NO	YDS	AVG	FC	LG	TD	NO	YDS	AVG	FC	LG	TD		
2015	Cincinnati	4	6	10	0	0-0	0	0	0	—	—	—	—	—	—	—	—	—	—	—	—		
CAREER		4	6	10	0	0-0	0	0	0	—	—	—	—	—	—	—	—	—	—	—	—		

RECEIVING SINGLE-GAME HIGHS: RECEPTIONS—4 (12-28-15 at Denver). YARDS—46 (12-28-15 at Denver). LONG—22 (12-13-15 vs. Pittsburgh). TOUCHDOWNS—1 (12-20-15 at San Francisco).


### POSTSEASON

YEAR	TEAM	G-S	RECEIVING					RUSHING					SCORING					
			NO	YDS	AVG	LG	TD	ATT	YDS	AVG	LG	TD	TD	TD-R	TD-P	TD-Rt	2-PtC	PTS
2015	Cincinnati	1-1	0	0	—	—	0	—	—	—	—	—	—	—	—	—	—	—
CAREER		1-1	0	0	—	—	0	—	—	—	—	—	—	—	—	—	—	—

### 2015 REGULAR-SEASON GAME-BY-GAME

DATE	OPPONENT	RECEIVING					RUSHING				
		NO	YDS	AVG	LG	TD	ATT	YDS	AVG	LG	TD
9-13	at Oakland	0	0	—	—	0	—	—	—	—	—
9-20	SAN DIEGO	0	0	—	—	0	—	—	—	—	—
9-27	at Baltimore	0	0	—	—	0	—	—	—	—	—
10-4	KANSAS CITY	0	0	—	—	0	—	—	—	—	—
10-11	SEATTLE	0	0	—	—	0	—	—	—	—	—
10-18	at Buffalo	0	0	—	—	0	—	—	—	—	—
10-25	— BYE —										
11-1	at Pittsburgh	0	0	—	—	0	—	—	—	—	—
11-5	CLEVELAND	0	0	—	—	0	—	—	—	—	—
11-16	HOUSTON	0	0	—	—	0	—	—	—	—	—
11-22	at Arizona	0	0	—	—	0	—	—	—	—	—
11-29	ST. LOUIS	1	4	4.0	4	0	—	—	—	—	—
12-6	at Cleveland	1	17	17.0	17	0	—	—	—	—	—
12-13	PITTSBURGH	2	31	15.5	22	0	—	—	—	—	—
12-20	at San Francisco	3	31	10.3	20	1	—	—	—	—	—
12-28	at Denver	4	46	11.5	15	0	—	—	—	—	—
1-3	BALTIMORE	0	0	—	—	0	—	—	—	—	—
TOTALS		11	129	11.7	22	1	—	—	—	—	—

DATE	OPPONENT	SPECIAL TEAMS								KICKOFF RETURNS							PUNT RETURNS						
		ST	AT	TT	FF	FR-YDS	BP	BFG	BXP	NO	YDS	AVG	FC	LG	TD		NO	YDS	AVG	FC	LG	TD	
9-13	at Oakland	0	0	0	0	0-0	0	0	0	—	—	—	—	—	—		—	—	—	—	—	—	
9-20	SAN DIEGO	0	0	0	0	0-0	0	0	0	—	—	—	—	—	—		—	—	—	—	—	—	
9-27	at Baltimore	0	0	0	0	0-0	0	0	0	—	—	—	—	—	—		—	—	—	—	—	—	
10-4	KANSAS CITY	0	1	1	0	0-0	0	0	0	—	—	—	—	—	—		—	—	—	—	—	—	
10-11	SEATTLE	1	0	1	0	0-0	0	0	0	—	—	—	—	—	—		—	—	—	—	—	—	
10-18	at Buffalo	0	0	0	0	0-0	0	0	0	—	—	—	—	—	—		—	—	—	—	—	—	
10-25	— BYE —																						
11-1	at Pittsburgh	1	0	1	0	0-0	0	0	0	—	—	—	—	—	—		—	—	—	—	—	—	
11-5	CLEVELAND	0	0	0	0	0-0	0	0	0	—	—	—	—	—	—		—	—	—	—	—	—	
11-16	HOUSTON	1	0	1	0	0-0	0	0	0	—	—	—	—	—	—		—	—	—	—	—	—	
11-22	at Arizona	0	0	0	0	0-0	0	0	0	—	—	—	—	—	—		—	—	—	—	—	—	
11-29	ST. LOUIS	0	3	3	0	0-0	0	0	0	—	—	—	—	—	—		—	—	—	—	—	—	
12-6	at Cleveland	0	0	0	0	0-0	0	0	0	—	—	—	—	—	—		—	—	—	—	—	—	
12-13	PITTSBURGH	1	0	1	0	0-0	0	0	0	—	—	—	—	—	—		—	—	—	—	—	—	
12-20	at San Francisco	0	0	0	0	0-0	0	0	0	—	—	—	—	—	—		—	—	—	—	—	—	
12-28	at Denver	0	0	0	0	0-0	0	0	0	—	—	—	—	—	—		—	—	—	—	—	—	
1-3	BALTIMORE	0	2	2	0	0-0	0	0	0	—	—	—	—	—	—		—	—	—	—	—	—	
TOTALS		4	6	10	0	0-0	0	0	0	—	—	—	—	—	—		—	—	—	—	—	—	



## KUMEROW, JAKE

WR #84

Height: 6-4

Weight: 206

College: Wisconsin-Whitewater

Experience: 1st-year player in 2016

2015 games-starts: 0-0

Career games-starts: 0-0

Born: 2-17-92

Hometown: Bartlett, Ill.

Acquired: CFA'15

*A Bengals college free agent signee for 2015, Kumerow seeks a roster spot after spending last season on practice squad ... Has good combination of size and speed, and was named to NFL.com's "14 in '14" list of small school prospects to watch ... Began career at University of Illinois, transferred to Division-III Wisconsin-Whitewater before the 2012 season ... Was the lone D-III player named to Reese's Senior Bowl 2015 Watch List.*

Career transactions: Signed with Cincinnati as college free agent on 5-8-15 ... Waived by Bengals on 9-5-15 ... Signed to Bengals practice squad on 9-6-15 ... Signed to Bengals roster on 1-11-16.

2015 recap: Appeared in all four preseason games, logging six catches for 65 yards ... On practice squad for Games 1-16 and Wild Card playoff.

College: Played three seasons (2012-14) for Wisconsin Whitewater, after playing as redshirt freshman in '11 at Illinois ... Finished Wisconsin-Whitewater career with 36 total TDs ... Posted 66 receptions for 1116 yards and a team

leading 14 TDs as a senior ... As a junior, registered school records in receiving yards (1,331) and receiving TDs (19) and earned honorable mention All-America honors from D3football.com ... Totaled seven receptions for 103 yards and two TDs to help defeat No. 1 Mount Union (Ohio) 52-14 in 2013 Stagg Bowl national championship game ... As redshirt freshman at Illinois in 2011, caught three passes for 15 yards at Minnesota ... Redshirt year (did not play) in 2010.

Personal: Hometown is Bartlett, Ill. ... Attended South Elgin High School in Bartlett, where he was an all-conference selection ... Also played baseball and competed in track in high school ... Majored in Physical Education at Wisconsin-Whitewater ... Hobbies include fishing, snowboarding and music ... Last name is pronounced "KOO-mer-o."

*NOTE ABOUT NFL EXPERIENCE: Kumerow did not earn an accrued year of experience toward NFL free agency in 2015 because he was not on a 53-player roster, a Reserve/Injured list or a Reserve/Physically Unable to Perform list for the required minimum of six games.*


### JAKE KUMEROW'S STATISTICS

YEAR	TEAM	G-S	RECEIVING					RUSHING					SCORING					
			NO	YDS	AVG	LG	TD	ATT	YDS	AVG	LG	TD	TD	TD-R	TD-P	TD-Rt	2-PtC	PTS
2015	Cincinnati	0-0	DID NOT PLAY*					DID NOT PLAY*					DID NOT PLAY*					
CAREER		0-0	0	0	—	—	0	—	—	—	—	—	—	—	—	—	—	—

### POSTSEASON

YEAR	TEAM	G-S	RECEIVING					RUSHING					SCORING					
			NO	YDS	AVG	LG	TD	ATT	YDS	AVG	LG	TD	TD	TD-R	TD-P	TD-Rt	2-PtC	PTS
2015	Cincinnati	0-0	DID NOT PLAY*					DID NOT PLAY*					DID NOT PLAY*					
CAREER		0-0	0	0	—	—	0	—	—	—	—	—	—	—	—	—	—	—

\* NOTE: Kumerow was on the practice squad for 16 regular-season games and one postseason game in 2015.



## LaFELL, BRANDON

**WR #11****Height:** 6-3**Weight:** 210**College:** Louisiana State**Experience:** 7th-year player in 2016**2015 games-starts:** 11-7**Career games-starts:** 87-56**Born:** 11-4-86**Hometown:** Houston, Texas**Acquired:** FA'16

*A seventh-year pro who caught 74 passes for New England's 2014 Super Bowl winners, LaFell joins Bengals as a free agent for 2016 ... Entered the NFL in 2010 as third-round Carolina draftee and went to New England as unrestricted free agent for 2014-15 ... Missed first five games of last season due to foot injury, but came back to play in the last 11 games, with five starts ... His last three teams each won 12 games, and he said Bengals' 33 wins the last three seasons put Cincinnati atop his free agent shopping list ... Had 13 catches for 119 yards and two TDs in the '14 postseason, including first TD in Super Bowl vs. Seattle.*

**Career transactions:** Selected by Carolina in third round of 2010 NFL Draft (78th overall) ... Signed with Panthers on 7-21-10 ... Signed with New England as unrestricted free agent on 3-17-14 ... Contract terminated by Patriots on 3-2-16 ... Signed with Cincinnati as free agent on 3-31-16.

**2015 highlights:** Opened season on Reserve/PUP due to foot injury, but played for New England in Games 6-16 and both postseason games ... Caught 37-for-515 in regular season ... Caught five for team-leading 102 yards in win Nov. 8 vs. Washington ... Four catches for team-high 88 yards in win Dec. 20 vs. Tennessee ... Personal season-long catch of 54 yards on Nov. 15 vs. Giants.

**Carolina comet:** LaFell holds the Carolina Panthers record for longest scrimmage gain in franchise history, with a 91-yard reception for a TD from Cam Newton vs. Tampa Bay in 2011.

**More from previous seasons:** **2010**—Rookie played 14 games for Carolina and caught 38-for-468 ... Earned starting spot for season opener, Sept. 12 vs. Giants, and first pro reception was eight-yarder from QB Matt Moore ... Scored first TD on 17-yard reception from Moore on Oct. 31 at St. Louis ...

Had a 60-yard rush, still longest of his career, on 1-2-11 at Atlanta. **2011**—Played in all 16 games, with six starts, totaling 36 receptions for 613 yards and three TDs ... Logged his first 100-yard game, three-for-103 with a TD, on Dec. 24 vs. Tampa Bay ... Also had TD catches on Sept. 18 vs. Green Bay and on Oct. 23 vs. Washington. **2012**—Played in 14 games for Carolina with 12 starts, posting 44 receptions for 677 yards and four TDs ... His 14.9-yard career average per catch at season's end qualified as first in Panthers history ... Had 13 catches of 20 or more yards on the season, including TDs of 22 on Sept. 9 at Tampa Bay, 29 on Nov. 18 vs. Tampa Bay and 43 on Nov. 26 at Philadelphia. **2013**—Started 16 games for the first time in his career, for Panthers team that won NFC South with 12-4 record ... Caught 49-for-627, with five TDs ... Had two TD catches Sept. 22 at N.Y. Giants and was four-for-107 with a TD on Oct. 13 at Minnesota ... Caught three-for-34 in his first postseason game, Divisional playoff on 1-12-14 vs. San Francisco. **2014**—Played in all 16 New England regular-season games (13 starts) and started all three postseason games for Super Bowl winners ... Posted career highs with 74 receptions for 953 yards and seven TDs (second on team) ... Posted career highs of 11 catches and 124 yards on Oct. 26 vs. Chicago ... Two TD catches on Nov. 30 at Green Bay ... Caught five-for-62 with a TD in playoff win on 1-10-15 vs. Baltimore.

**College:** Played four seasons (2006-09) at LSU, with 175 receptions for 2517 yards ... Finished career with at least one catch in 41 straight games, and his 25 TD catches ranked second in school history ... Led team in receiving yards in each of his last three seasons ... Redshirt year in 2005.

**Personal:** Hometown is Houston, Texas ... Attended Lamar High School ... Majored in general studies at LSU ... Married (wife Kristen), with a son (Brandon Jr.) and a daughter (Jordin).

### BRANDON LaFELL'S STATISTICS

YEAR	TEAM	G-S	RECEIVING					RUSHING					SCORING					
			NO	YDS	AVG	LG	TD	ATT	YDS	AVG	LG	TD	TD	TD-R	TD-P	TD-Rt	2-PIC	PTS
2010	Carolina	14-2	38	468	12.3	44	1	1	60	60	60	0	1	0	1	0	0	6
2011	Carolina	16-6	36	613	17.0	91t	3	0	0	—	—	0	3	0	3	0	0	18
2012	Carolina	14-12	44	677	15.4	62	4	3	35	11.7	25	0	4	0	4	0	0	24
2013	Carolina	16-16	49	627	12.8	79t	5	2	15	7.5	9	0	5	0	5	0	0	30
2014	New England	16-13	74	953	12.9	56t	7	2	13	6.5	9	0	7	0	7	0	0	42
2015	New England	11-7	37	515	13.9	54	0	2	9	4.5	9	0	0	0	0	0	0	0
CAR. TOTALS		60-36	167	2385	14.3	91t	13	6	110	18.3	60	0	13	0	13	0	0	78
N.E. TOTALS		27-20	111	1468	13.2	56t	7	4	22	5.5	9	0	7	0	7	0	0	42
CAREER		87-56	278	3853	13.9	91t	20	10	132	13.2	60	0	20	0	20	0	0	120

		SPECIAL TEAMS								KICKOFF RETURNS						PUNT RETURNS					
YEAR	TEAM	ST	AT	TT	FF	FR-YDS	BP	BFG	BXP	NO	YDS	AVG	FC	LG	TD	NO	YDS	AVG	FC	LG	TD
2011	Carolina	1	0	1	0	0-0	0	0	0	0	0	—	0	—	0	0	0	—	0	—	0
2013	Carolina	0	0	0	0	0-0	0	0	0	0	0	—	0	—	0	1	0	0.0	0	0	0
2014	New England	1	0	1	0	0-0	0	0	0	1	0	0.0	0	0	0	0	0	—	0	—	0
CAREER		2	0	2	0	0-0	0	0	0	1	0	0.0	0	0	0	1	0	0.0	0	0	0

YEAR	TEAM	PASSING										LG	SKD-YDS	RAT
		ATT	CMP	CMP%	YDS	YDS/ATT	TD	TD%	INT	INT%				
2015	Cincinnati	1	0	—	0	—	0	—	0	—	—	—	0-0	39.6
CAREER		1	0	—	0	—	0	—	0	—	—	—	0-0	39.6

**RECEIVING SINGLE-GAME HIGHS:** RECEPTIONS—11 (for New England; 10-26-14 vs. Chicago). YARDS—124 (for New England; 10-26-14 vs. Chicago). LONG—91t (for Carolina; 12-24-11 vs. Tampa Bay). TOUCHDOWNS—2 (three times; most recently for New England on 11-30-14 at Green Bay).

**RUSHING SINGLE-GAME HIGHS:** ATTEMPTS—2 (for New England; 12-28-14 vs. Buffalo). YARDS—60 (for Carolina; 1-2-11 at Atlanta). LONG—60 (for Carolina; 1-2-11 at Atlanta). TOUCHDOWNS—(none).


### POSTSEASON

YEAR	TEAM	G-S	RECEIVING					RUSHING					SCORING					
			NO	YDS	AVG	LG	TD	ATT	YDS	AVG	LG	TD	TD	TD-R	TD-P	TD-Rt	2-PIC	PTS
2013	Carolina	1-1	4	34	8.5	13	0	1	6	6.0	6	0	0	0	0	0	0	0
2014	New England	3-3	13	119	9.2	23t	2	0	0	—	—	0	2	0	2	0	0	12
2015	New England	2-1	3	6	2.0	9	0	0	0	—	—	0	0	0	0	0	0	0
CAR. TOTALS		1-1	4	34	8.5	13	0	1	6	6.0	6	0	0	0	0	0	0	0
N.E. TOTALS		5-4	16	125	7.8	23t	2	0	0	—	—	0	2	0	2	0	0	12
CAREER		6-5	20	159	8.0	23t	2	1	6	6.0	6	0	2	0	2	0	0	12

## 2015 REGULAR-SEASON GAME-BY-GAME

DATE	OPPONENT	RECEIVING					RUSHING				
		NO	YDS	AVG	LG	TD	ATT	YDS	AVG	LG	TD
9-10	PITTSBURGH	New England									
9-20	at Buffalo	RESERVE / PHYSICALLY UNABLE TO PERFORM							RESERVE / PUP		
9-27	JACKSONVILLE	RESERVE / PHYSICALLY UNABLE TO PERFORM							RESERVE / PUP		
10-4	— BYE —	RESERVE / PHYSICALLY UNABLE TO PERFORM							RESERVE / PUP		
10-11	at Dallas	RESERVE / PHYSICALLY UNABLE TO PERFORM							RESERVE / PUP		
10-18	at Indianapolis	RESERVE / PHYSICALLY UNABLE TO PERFORM							RESERVE / PUP		
10-25	N.Y. JETS	2	25	12.5	19	0	0	0	—	—	0
10-29	MIAMI	4	47	11.8	25	0	0	0	—	—	0
11-8	WASHINGTON	5	102	20.4	48	0	0	0	—	—	0
11-15	at N.Y. Giants	2	66	33.0	54	0	0	0	—	—	0
11-23	BUFFALO	4	66	16.5	27	0	0	0	—	—	0
11-29	at Denver	4	36	9.0	14	0	0	0	—	—	0
12-6	PHILADELPHIA	4	27	6.8	12	0	0	0	—	—	0
12-13	at Houston	5	32	6.4	10	0	0	0	—	—	0
12-20	TENNESSEE	4	88	22.0	31	0	1	0	0.0	0	0
12-27	at N.Y. Jets	1	19	19.0	19	0	1	9	9.0	9	0
1-3	at Miami	2	7	3.5	8	0	0	0	—	—	0
TOTALS		37	515	13.9	54	0	2	9	4.5	9	0





## LENGEL, MATT

TE #88

Height: 6-7  
Weight: 266  
College: Eastern Kentucky  
Experience: 1st-year player in 2016

2015 games-starts: 0-0  
Career games-starts: 0-0  
Born: 12-27-90  
Hometown: Mechanicsburg, Pa.  
Acquired: CFA'15

*A player who battled through exceptionally tough injury problems in college, Lengel signed with Bengals as college free agent in 2015 and spent his rookie season on practice squad ... Re-signed to roster for 2016 ... Played five seasons (2010-14) for Eastern Kentucky ... Made rare injury comeback in '14 after ACL tears in same knee (right) in both '12 and '13 ... Redshirted one year at Northeastern before coming to EKU.*

Career transactions: Signed with Cincinnati as college free agent on 5-8-15 ... Waived by Bengals on 9-5-15 ... Signed to Bengals practice squad on 9-6-15 ... Signed to Bengals roster on 1-11-16.

2015 recap: Played in all four preseason games (no receptions) ... On practice squad for Games 1-16 and for Wild Card playoff.

College: Played in 37 games over five seasons (2010-14) at Eastern Kentucky ... Totaled 33 catches for 361 yards ... Made rare injury comeback in

'14, having suffered ACL tears in same knee (right) in both '12 and '13 ... Played in 12 of 13 games in '14, finishing fifth on the team in catches (16), for 139 yards ... Played in only three games over '12-13, due to knee injuries ... Played in 23 games with 19 starts over '10-11, with 18 receptions ... Transferred to EKU after spending 2009 redshirt year at Northeastern.

Personal: Hometown is Mechanicsburg, Pa. ... Attended Cumberland Valley High School in Mechanicsburg, where he was named to Mid-State Top 100 as a senior ... Varsity starter in prep basketball ... Earned degree in political science from Eastern Kentucky in May 2013 ... Favorite hobby is watching movies ... Last name is pronounced "LENG-guhl" (hard "g" on second syllable).

*NOTE ABOUT NFL EXPERIENCE: Lengel did not earn an accrued year of experience toward NFL free agency in 2015 because he was not on a 53-player roster, a Reserve/Injured list or a Reserve/Physically Unable to Perform list for the required minimum of six games.*

### MATT LENGEL'S STATISTICS

			RECEIVING					RUSHING					SCORING					
YEAR	TEAM	G-S	NO	YDS	AVG	LG	TD	ATT	YDS	AVG	LG	TD	TD	TD-R	TD-P	TD-Rt	2-PtC	PTS
2015	Cincinnati	0-0	DID NOT PLAY*					DID NOT PLAY*					DID NOT PLAY*					
CAREER		0-0	0	0	—	—	0	—	—	—	—	—	—	—	—	—	—	—

### POSTSEASON

			RECEIVING					RUSHING					SCORING					
YEAR	TEAM	G-S	NO	YDS	AVG	LG	TD	ATT	YDS	AVG	LG	TD	TD	TD-R	TD-P	TD-Rt	2-PtC	PTS
2015	Cincinnati	0-0	DID NOT PLAY*					DID NOT PLAY*					DID NOT PLAY*					
CAREER		0-0	0	0	—	—	0	—	—	—	—	—	—	—	—	—	—	—

\* NOTE: Lengel was on the practice squad for 16 regular-season games and one postseason game with Cincinnati in 2015.



# LEWIS-HARRIS, CHRIS

CB #37

Height: 5-10

Weight: 185

College: Tennessee-Chattanooga

Experience: 4th-year player in 2016

2015 games-starts: 7-0

Career games-starts: 19-0

Born: 2-11-89

Hometown: Smyrna, Ga.

Acquired: CFA'12

A third-year player in 2015, Lewis-Harris saw action in seven games, plus Wild Card playoff ... Had six tackles, a pass defended and a special teams tackle over the regular-season finale and playoff game ... Has logged 19 games plus three postseason games for his Bengals career ... Joined Bengals in 2012 as a college free agent.

Career transactions: Signed with Cincinnati as college free agent on 7-26-12 ... Waived by Bengals on 8-31-12 ... Signed to Bengals practice squad on 9-1-12 ... Signed to Bengals roster on 9-29-12 ... Waived by Bengals on 10-2-12 ... Signed to Bengals practice squad on 10-4-12 ... Signed to Bengals roster on 12-28-12 ... Waived by Bengals on 8-31-13 ... Signed to Bengals practice squad on 9-1-13 ... Signed to Bengals roster on 9-21-13 ... Waived by Bengals on 11-16-13 ... Signed to Bengals practice squad on 11-19-13 ... Signed to Bengals roster on 12-12-13 ... Re-signed with Bengals as exclusive rights player on 3-11-15 ... Waived by Bengals on 12-5-15 ... Signed to Bengals practice squad on 12-8-15 ... Re-signed to Bengals roster on 12-24-15.

2015 highlights: Played in seven games (Games 1, 4, 6, 10-11 and 15-16) ... Inactive for Games 2-3, 5, and 7-9 ... Not with team for Game 12, and on practice squad for Games 13-14 ... Three tackles on defense and one on special teams for the season, all coming Jan. 3 vs. Baltimore ... Three tackles and a pass defended in Wild Card playoff on 1-9-16 vs. Pittsburgh ... Worked his way through rib injury that sidelined him Nov. 29 vs. St. Louis.

Previous seasons: 2012—College free agent signee played in two regular-season games and in the Wild Card playoff ... On practice squad for the

other 14 contests ... Made NFL debut Sept. 30 at Jacksonville (no statistics) ... One tackle on Dec. 30 vs. Baltimore. 2013—Played in Games 3-5 and 14-16 on special teams (four tackles) ... Inactive for Games 6-10 ... On practice squad for Games 1-2 and 11-13 ... On Oct. 6 vs. New England, tied for team lead in special teams tackles (two). 2014—Played in four games (Games 8, 10, 14 and 16) ... Active-DNP for Game 9 ... Inactive for Games 3-7, 11-13 and 15, and for Wild Card playoff ... Played in all four preseason games, with a start Aug. 28 vs. Indianapolis ... Suspended by NFL for Games 1-2 (Substance Abuse policy).

College: Played four seasons at Tennessee-Chattanooga (2008-11) posting 183 tackles, five INTs, 23 passes defended, two forced fumbles and two fumble recoveries ... Was redshirted in '07 ... Played in 44 career games (38 starts) ... Was second-team All-Southern Conference as senior, logging career-best 59 tackles with one INT and a forced fumble ... Played both CB and S during career.

Personal: Hometown is Smyrna, Ga. ... Attended Campbell High School, where he was named Associated Press First-Team All-State in Georgia's Class 5A ... Also played WR in high school, and competed in track and field ... Earned degree from Tennessee-Chattanooga in Business and Entrepreneurship in fall of 2011 ... Member of Alpha Phi Alpha fraternity.

NOTE ABOUT NFL EXPERIENCE: Lewis-Harris did not earn an accrued year of experience toward NFL free agency in 2012 because he was not on a 53-player roster, a Reserve/Injured list or a Reserve/Physically Unable to Perform list for the required minimum of six games that season.

## CHRIS LEWIS-HARRIS' STATISTICS

			DEFENSE							INTERCEPTIONS						SCORING				
YEAR	TEAM	G-S	ST	AT	TT	SKS-YDS	PD	FF	FR-YDS	NO	YDS	AVG	LG	TD		TD	TD-IntRt	TD-FRRt	S	PTS
2012	Cincinnati	2-0	1	0	1	0-0	0	0	0-0	0	0	—	—	0		—	—	—	—	—
2013	Cincinnati	6-0	0	0	0	0-0	0	0	0-0	0	0	—	—	0		—	—	—	—	—
2014	Cincinnati	4-0	0	0	0	0-0	0	0	0-0	0	0	—	—	0		—	—	—	—	—
2015	Cincinnati	7-0	3	0	3	0-0	0	0	0-0	0	-1	-1.0	-1	0		—	—	—	—	—
CAREER		19-0	4	0	4	0-0	0	0	0-0	0	-1	-1.0	-1	0		—	—	—	—	—


		SPECIAL TEAMS									KICKOFF RETURNS						PUNT RETURNS					
YEAR	TEAM	ST	AT	TT	FF	FR-YDS	BP	BFG	BXP	NO	YDS	AVG	FC	LG	TD	NO	YDS	AVG	FC	LG	TD	
2013	Cincinnati	4	0	4	0	0-0	0	0	0	—	—	—	—	—	—	—	—	—	—	—	—	
2015	Cincinnati	1	0	1	0	0-0	0	0	0	—	—	—	—	—	—	—	—	—	—	—	—	
CAREER		5	0	5	0	0-0	0	0	0	—	—	—	—	—	—	—	—	—	—	—	—	

## POSTSEASON

			DEFENSE							INTERCEPTIONS						SCORING				
YEAR	TEAM	G-S	ST	AT	TT	SKS-YDS	PD	FF	FR-YDS	NO	YDS	AVG	LG	TD		TD	TD-IntRt	TD-FRRt	S	PTS
2012	Cincinnati	1-0	0	0	0	0-0	0	0	0-0	—	—	—	—	—		—	—	—	—	—
2013	Cincinnati	1-0	0	0	0	0-0	0	0	0-0	—	—	—	—	—		—	—	—	—	—
2014	Cincinnati	0-0	DID NOT PLAY*																	
2015	Cincinnati	1-0	2	1	3	0-0	1	0	0-0	—	—	—	—	—		—	—	—	—	—
CAREER		3-0	2	1	3	0-0	1	0	0-0	—	—	—	—	—		—	—	—	—	—

		SPECIAL TEAMS									KICKOFF RETURNS							PUNT RETURNS						
YEAR	TEAM	ST	AT	TT	FF	FR-YDS	BP	BFG	BXP	NO	YDS	AVG	FC	LG	TD	NO	YDS	AVG	FC	LG	TD			
2015	Cincinnati	0	1	1	0	0-0	0	0	0	—	—	—	—	—	—	—	—	—	—	—	—			
CAREER		0	1	1	0	0-0	0	0	0	—	—	—	—	—	—	—	—	—	—	—	—			

\* NOTE: Lewis-Harris was inactive for one postseason game with Cincinnati in 2014.



LICATA, JOE

QB #8

Height: 6-2  
Weight: 215  
College: Buffalo  
Experience: Rookie in 2016

2015 games-starts: 0-0  
Career games-starts: 0-0  
Born: 11-16-92  
Hometown: Williamsville, N.Y.  
Acquired: CFA'16

*College free agent signee comes to the Bengals after prolific career for Buffalo ... Finished as school record-holder in nine passing categories, including yards (9485) and TD passes (76) ... Held the TD pass record after completing his junior season and padded it by 16 as a senior.*

Career transactions: Signed with Cincinnati as a college free agent on 5-16-16.


Records aplenty: Licata's nine Buffalo school records are: single-game passing yards (497), single-game completions (36), single-game attempts (59), single-season TD passes (29), single-season quarterback rating (150.7), career passing yards (9485), career pass attempts (1359), career TD passes (76) and career 200-yard passing games (23).

More college highlights: Played four seasons for Buffalo (2012-2015), with a redshirt year in 2011 ... Appeared in 45 career games, starting 40 ... Ranks ninth in Mid-American conference history with his 76 TD passes ... Career totals of 823-for-1359 passing (60.6 percent), with less than half as many INTs (37) as TDs (76). **2015**—Started all 12 games, completing 280-of-449 (62.4) for 2969 yards, with 16 TDs and 15 INTs ... Passed for 354 yards vs.

Northern Illinois and 348 vs. Bowling Green. **2014**—Started all 11 games, passing 224-for-345 (64.9) for 2647 yards, 29 TDs and just 11 INTs ... Led MAC in TD passes and set single-season school record ... Only quarterback in MAC to throw a TD pass in every game of his season ... Had three or more TD passes in five games, including five scores at Army. **2013**—Started every game for 8-5 team that reached Famous Idaho Potato Bowl vs. San Diego State ... Passed for three TDs in bowl loss ... Set school single-game records for completions (36) and passing yards (497) vs. Toledo. **2012**—Opened redshirt freshman season in a reserve role, but earned the final four starts of the season and led the team to a 3-1 record in those games ... Played in nine games total ... Threw for 1045 yards and seven TDs. **2011**—Redshirted.

**High School:** Attended Williamsville (N.Y.) South High School, where he was Class A New York State player of the year and Buffalo News Player of the Year as a senior ... Two-time captain led team to 16-3 record over his final two seasons ... Also starred in basketball, a prolific three-point shooter.

**Personal:** Hometown is Williamsville, N.Y., in suburban Buffalo ... Volunteered his time in college to work with special needs children ... Last name is pronounced "lih-KAH-tuh."

**LUC, JEFF****FB #44****Height:** 6-1**Weight:** 260**College:** Cincinnati**Experience:** 1st-year player in 2016**2015 games-starts:** 0-0**Career games-starts:** 0-0**Born:** 2-14-92**Hometown:** Port St. Lucie, Fla.**Acquired:** FA'16

*Luc joins Bengals as a free agent for 2016 after spending time as a rookie last season with Miami and New Orleans ... Finished regular season on Saints practice squad ... Big-time playmaker at the University of Cincinnati over 2013-14 seasons, logging eight sacks, eight forced fumbles and five fumble recoveries ... Previously a LB, Luc will enter 2016 as a FB for the Bengals.*

**Career transactions:** Signed with Miami as college free agent on 5-8-15 ... Waived by Dolphins on 9-5-15 ... Signed to New Orleans practice squad on 12-30-15 ... Saints practice squad contract expired on 1-11-16 ... Signed with Cincinnati as free agent on 1-11-16.

**2015 recap:** Played in all four preseason games for Dolphins, logging five tackles ... On New Orleans practice squad for Game 16.

**College:** Two-year (2013-14) letterman at Cincinnati ... Transferred from

Florida State ... Started 13 games for Bearcats in 2014, recording 65 tackles, 6.5 sacks, six forced fumbles and four fumble recoveries ... As a junior in 2013, had 25 tackles, 1.5 sacks, two forced fumbles and one fumble recovery ... Sat out 2012 season due to NCAA transfer regulations ... Played in 19 games at Florida State over 2010-11, with 23 tackles.

**Personal:** Hometown is Port St. Lucie, Fla. ... Attended Treasure Coast High School, where he registered 228 tackles over his last two seasons ... Earned third-team all-state honors ... Last name is pronounced as "Luke."

*NOTE ABOUT NFL EXPERIENCE: Luc did not earn an accrued year of experience toward NFL free agency in 2015 because he was not on a 53-player roster, a Reserve/Injured list or a Reserve/Physically Unable to Perform list for the required minimum of six games.*

**JEFF LUC'S STATISTICS**

			DEFENSE							INTERCEPTIONS						SCORING				
YEAR	TEAM	G-S	ST	AT	TT	SKS-YDS	PD	FF	FR-YDS	NO	YDS	AVG	LG	TD		TD	TD-IntRt	TD-FRRt	S	PTS
2015	New Orleans	0-0	DID NOT PLAY*							DID NOT PLAY*						DID NOT PLAY*				
CAREER		0-0	0	0	0	0-0	0	0	0-0	—	—	—	—	—		—	—	—	—	—

\* NOTE: Luc was on the practice squad for one regular-season game with New Orleans in 2015.

**MAUALUGA, REY****LB #58**

**Height:** 6-2  
**Weight:** 258  
**College:** Southern California  
**Experience:** 8th-year player in 2016

**2015 games-starts:** 15-14  
**Career games-starts:** 100-98  
**Born:** 1-20-87  
**Hometown:** Eureka, Calif.  
**Acquired:** D2'09

*Second-round pick in 2009 Draft played his seventh Bengals season in 2015 ... Second on team in tackles (75) despite missing nearly two full games due to calf injury, and led team in tackles in Wild Card playoff ... His strong play against the run is a key to Bengals defense ... Helped effect major improvement in run defense in 2014 when he returned for the last seven games after a hamstring injury ... On 3-5-15 he signed new three-year contract, electing to bypass unrestricted free agency.*

**Career transactions:** Selected by Cincinnati in second round of 2009 NFL Draft (38th overall) ... Signed with Bengals on 7-29-09 ... Re-signed with Bengals as unrestricted free agent on 3-18-13 ... Re-signed with Bengals on 3-5-15.

**2015 general:** Played 15 games, with 14 starts, and played in Wild Card playoff ... Played only two snaps before suffering calf strain in Game 7, Nov. 1 at Pittsburgh, and was inactive due to the injury on Nov. 5 vs. Cleveland ... In addition to his 75 tackles, had one INT, three total passes defended and a fumble recovery.

**2015 game-by-game:** On Sept. 13 at Oakland, his four tackles included a key stop in second quarter on RB Latavius Murray, holding Murray to no gain on fourth-and-one ... Led LBs with five tackles on Sept. 20 vs. San Diego ... Eight tackles on Oct. 4 vs. Kansas City ... On Oct. 11 vs. Seattle, second on team with eight tackles, and had a pass defended ... Six tackles Oct. 18 at Buffalo ... On Dec. 6 at Cleveland, his fumble recovery at Browns 33 in second quarter set up a FG ... Seven tackles (one for-loss) on Dec. 13 vs. Pittsburgh ... Logged a team-leading 10 tackles (personal season-high) on Dec. 20 at San Francisco ... On Dec. 28 at Denver, logged four tackles and a pass defended ... His fourth-quarter INT and 15-yard return killed last comeback hope for Baltimore on Jan. 3, and he had six tackles ... Team-leading 10 tackles in Wild Card playoff on 1-9-16 vs. Pittsburgh.

**Previous seasons:** **2009**—Earned No. 1 SLB position as Bengals rookie and ranked fifth on team in tackles (80) ... Led team in total forced fumbles (three), with two on defense and one on special teams ... Suffered left ankle fracture in Game 15, Dec. 27 vs. Kansas City, and was placed Dec. 30 on Reserve/Injured list, missing season finale and Wild Card playoff ... Had key forced fumble against RB Ryan Grant in third quarter Sept. 20 at Green Bay, with Bengals recovering at their 38 and driving 62 yards for TD that put team ahead to stay ... Also at Green Bay, had sack and forced fumble on Aaron Rodgers (Packers recovered) and six total tackles. **2010**—Nine tackles (led LBs) Oct. 10 vs. Tampa Bay, including 10-yard sack of Josh Freeman that helped set up game's first TD drive in first quarter ... Led team with 13 tackles Oct. 31 vs. Miami ... On Nov. 25 at N.Y. Jets, had first pro INT, off Mark Sanchez ... On Dec. 26 vs. San Diego, had key INT against Philip Rivers, returning 47 yards to San Diego 21, setting up TD drive. **2011**—Second on team in tackles (115), despite missing three games with ankle sprain ... Led team in forced fumbles (three) and tied for team lead in combined fumbles forced/recovered (four) ... On Sept. 25 vs. San Francisco, forced fumble by Frank Gore at Bengals 16 in fourth quarter (Bengals recovered) ... Team-leading 10 tackles Oct. 9 at Jacksonville, along with key pass defended as Bengals held Jaguars to second-quarter FG

after Jacksonville returned INT to Cincinnati two ... Had two forced fumbles (both recovered by Cincinnati) Dec. 11 vs. Houston, including second-quarter play on which he stopped RB Ben Tate for two-yard loss on first-and-goal from Bengals one, recovering the fumble himself ... Set up first Bengals score Dec. 24 vs. Arizona, intercepting John Skelton pass with return to Cardinals 23 ... Led team with personal season-high 14 tackles 1-1-12 vs. Baltimore. **2012**—Started all 16 games and Wild Card playoff ... His total of 152 tackles trailed only WLB Vontaze Burfict ... Led front seven in passes defended (five) ... Led team in tackles (12) on Sept. 16 vs. Cleveland, and led Sept. 23 at Washington (13) and Oct. 7 vs. Miami (13) ... Also led on Nov. 4 vs. Denver (10), Nov. 11 vs. N.Y. Giants (13) and Nov. 18 at Kansas City (eight, including one sack) ... Led team with 15 tackles in Wild Card playoff on 1-5-13 at Houston. **2013**—Started 13 games (Games 1-8 and 12-16), and his 110 tackles ranked second on team ... Also had a sack, an INT and three passes defended ... Inactive for Games 9-11 due to a knee injury and a concussion ... Team-leading 12 tackles on Sept. 16 vs. Pittsburgh ... Personal season-high 14 tackles on Sept. 29 at Cleveland ... Intercepted Matt Cassel pass Dec. 22 vs. Minnesota ... Led team with 15 tackles in Wild Card playoff 1-5-14 vs. San Diego. **2014**—Started at MLB in 12 games (Games 1-5 and 10-16) and in Wild Card playoff ... Inactive for Games 6-9 (hamstring) ... Had 59 tackles (five for-loss), an INT and four passes defended in regular season ... On Nov. 16 at New Orleans, put the capper on a goal-line stand, stopping FB Erik Lorig for a loss of one on a pass play on fourth-and-goal from the one ... On Nov. 23 at Houston, his INT and four-yard return to Texans 22 set up a Bengals TD for a 16-3 third-quarter lead ... Also at Houston, was part of defensive push which caused Texans RB Alfred Blue to stumble over backpedaling offensive lineman in the end zone, leading to Blue being tackled for a safety by Geno Atkins ... Ranked second on team with 10 tackles in playoff-clinching win Dec. 22 vs. Denver ... Two tackles and a pass defended in Wild Card playoff on 1-4-15 at Indianapolis, but left game in second quarter with hamstring injury.

**College:** Played 50 games with 34 starts over four seasons (2005-08) at USC ... Earned multiple national honors as senior, and joined Bengals with reputation as one of college ranks' best ever for combination of hard hitting and speed to cover field ... Named freshman All-American in '05, and was first-team All-Pac 10 in final three seasons, topped by consensus All-American honors as senior ... Won '08 Bednarik Award (nation's top defensive player) and was named National Defensive Player of the Year by CBSsports.com ... As senior, was leading tackler (79) on unit that led nation in scoring defense (9.0 points per game) and finished second in fewest yards allowed (221.8) ... Helped lead Trojans to 46-6 record over four seasons.

**Personal:** Parents are native Samoans ... Grew up in a military family ... Born in Oklahoma City, but moved with family as an infant to Honolulu, where he lived until age 12 ... Later lived in Oxnard, Calif., and Eureka, Calif. ... Attended Eureka High School, where he was named first-team All-American as senior by Parade and USA Today ... Spent 2001 prep freshman year at St. Bonaventure High School in Ventura, Calif. ... Majored in sociology at Southern California ... Had supporting role in 2014 Disney motion picture, "Million Dollar Arm" ... Enjoys traveling, and playing piano and ukulele ... First name is pronounced "RAY" and last name is pronounced "mow(rhymes with 'now')-uh-LOO-guh."



## REY MAUALUGA'S STATISTICS

			DEFENSE							INTERCEPTIONS						SCORING						
YEAR	TEAM	G-S	ST	AT	TT	SKS-YDS	PD	FF	FR-YDS	NO	YDS	AVG	LG	TD	TD	TD-IntRt	TD-FRRt	S	PTS			
2009	Cincinnati	15-15	44	36	80	1-8	2	2	0-0	0	0	—	—	0	—	—	—	—	—			
2010	Cincinnati	16-15	50	31	81	1-10	2	0	0-0	2	58	29.0	47	0	—	—	—	—	—			
2011	Cincinnati	13-13	71	44	115	0-0	3	3	1-0	1	2	2.0	2	0	—	—	—	—	—			
2012	Cincinnati	16-16	92	60	152	1-0	5	0	1-0	0	0	—	—	0	—	—	—	—	—			
2013	Cincinnati	13-13	67	43	110	1-0	3	0	0-0	1	14	14.0	14	0	—	—	—	—	—			
2014	Cincinnati	12-12	33	26	59	0-0	4	0	0-0	1	4	4.0	4	0	—	—	—	—	—			
2015	Cincinnati	15-14	43	32	75	0-0	3	0	1-0	1	15	15.0	15	0	—	—	—	—	—			
CAREER		100-98	400	272	672	4-18	22	5	3-0	6	93	15.5	47	0	—	—	—	—	—			
			SPECIAL TEAMS							KICKOFF RETURNS						PUNT RETURNS						
YEAR	TEAM		ST	AT	TT	FF	FR-YDS	BP	BFG	BXP	NO	YDS	AVG	FC	LG	TD	NO	YDS	AVG	FC	LG	TD
2009	Cincinnati		3	0	3	1	0-0	0	0	0	—	—	—	—	—	—	—	—	—	—	—	—
2010	Cincinnati		0	1	1	0	0-0	0	0	0	—	—	—	—	—	—	—	—	—	—	—	—
CAREER			3	1	4	1	0-0	0	0	0	—	—	—	—	—	—	—	—	—	—	—	—

## POSTSEASON

			DEFENSE							INTERCEPTIONS					SCORING				
YEAR	TEAM	G-S	ST	AT	TT	SKS-YDS	PD	FF	FR-YDS	NO	YDS	AVG	LG	TD	TD	TD-IntRt	TD-FRRt	S	PTS
2009	Cincinnati	0-0	DID NOT PLAY*							DID NOT PLAY*					DID NOT PLAY*				
2011	Cincinnati	1-1	1	2	3	0-0	0	0	0-0	—	—	—	—	—	—	—	—	—	—
2012	Cincinnati	1-1	12	3	15	0-0	0	0	0-0	—	—	—	—	—	—	—	—	—	—
2013	Cincinnati	1-1	12	3	15	0-0	0	0	0-0	—	—	—	—	—	—	—	—	—	—
2014	Cincinnati	1-1	2	0	2	0-0	1	0	0-0	—	—	—	—	—	—	—	—	—	—
2015	Cincinnati	1-0	7	3	10	0-0	0	0	0-0	—	—	—	—	—	—	—	—	—	—
CAREER		5-4	34	11	45	0-0	1	0	0-0	—	—	—	—	—	—	—	—	—	—

\* NOTE: Mauluga was on the Reserve/Injured list for one postseason game with Cincinnati in 2009.

## 2015 REGULAR-SEASON GAME-BY-GAME

DATE	OPPONENT	DEFENSE									INTERCEPTIONS					
		ST	AT	TT	SKS-YDS	INT-YDS	PD	FF	FR-YDS	NO	YDS	AVG	LG	TD	TD	TD
9-13	at Oakland	4	3	7	0-0	0-0	0	0	0-0	0	0	—	—	0	—	—
9-20	SAN DIEGO	2	3	5	0-0	0-0	0	0	0-0	0	0	—	—	0	—	—
9-27	at Baltimore	2	3	5	0-0	0-0	0	0	0-0	0	0	—	—	0	—	—
10-4	KANSAS CITY	4	4	8	0-0	0-0	0	0	0-0	0	0	—	—	0	—	—
10-11	SEATTLE	5	3	8	0-0	0-0	1	0	0-0	0	0	—	—	0	—	—
10-18	at Buffalo	2	4	6	0-0	0-0	0	0	0-0	0	0	—	—	0	—	—
10-25	— BYE —															
11-1	at Pittsburgh	0	0	0	0-0	0-0	0	0	0-0	0	0	—	—	0	—	—
11-5	CLEVELAND	INACTIVE									INACTIVE					
11-16	HOUSTON	1	1	2	0-0	0-0	0	0	0-0	0	0	—	—	0	—	—
11-22	at Arizona	1	1	2	0-0	0-0	0	0	0-0	0	0	—	—	0	—	—
11-29	ST. LOUIS	1	1	2	0-0	0-0	0	0	0-0	0	0	—	—	0	—	—
12-6	at Cleveland	3	0	3	0-0	0-0	0	0	1-0	0	0	—	—	0	—	—
12-13	PITTSBURGH	5	2	7	0-0	0-0	0	0	0-0	0	0	—	—	0	—	—
12-20	at San Francisco	7	3	10	0-0	0-0	0	0	0-0	0	0	—	—	0	—	—
12-28	at Denver	3	1	4	0-0	0-0	1	0	0-0	0	0	—	—	0	—	—
1-3	BALTIMORE	3	3	6	0-0	1-15	1	0	0-0	1	15	15.0	15	0	—	—
TOTALS		43	32	75	0-0	1-15	3	0	1-0	1	15	15.0	15	0	—	—



## McCARRON, AJ

QB #5

**Height:** 6-3  
**Weight:** 220  
**College:** Alabama  
**Experience:** 2nd-year player in 2016

**2015 games-starts:** 7-3  
**Career games-starts:** 7-3  
**Born:** 9-13-90  
**Hometown:** Mobile, Ala.  
**Acquired:** D5'14

*One of biggest winners among QBs in college history, McCarron took over No. 1 QB job after Andy Dalton suffered thumb fracture Dec. 13 vs. Pittsburgh ... Confident player who inspires respect from teammates, McCarron took sudden promotion and posted 97.1 season passer rating ... Logged 101.1 rating for three regular-season starts, a figure exceeded by only five qualifiers for NFL passing title ... First QB in Bengals history to have no INTs in first three starts ... In Wild Card playoff vs. Pittsburgh, led Bengals from 15-0 deficit after three quarters to 16-15 lead, only to see Steelers prevail 18-16 on late FG ... Joined 53-player roster late in 2014 after rehab from college shoulder injury ... Posted 36-4 record in three seasons as Crimson Tide starter, leading national championship teams in 2011 and '12 ... Set Alabama records for TD passes (77), passing yards (9019) and completion percentage (66.9), and his INT percentage (1.46) was the lowest in NCAA annals (15 INTs in 1026 attempts) ... Finished second in 2013 Heisman Trophy voting behind Florida State QB Jameis Winston.*

**Career transactions:** Selected by Cincinnati in fifth round of 2014 NFL Draft (164th overall) ... Signed with Bengals on 5-22-14.

**2015 highlights:** Played in Games 8 and 11-16, with starts in place of injured Andy Dalton in Games 14-16, and also started Wild Card playoff ... Active-DNP for the other nine regular-season games ... Passed 79-for-119 for 854-6-2 in regular season ... His first three game appearances were late mop-up roles, but on Dec. 13 vs. Pittsburgh, he played the last three quarters following injury to Andy Dalton and passed 22-for-32 for 280 yards, with two TDs and two INTs ... Had a perfectly thrown 66-yard TD connection with WR A.J. Green in the Pittsburgh game, but also threw a pick-six ... On Dec. 20 at San Francisco, made his first career start, and posted a 115.6 passer rating, completing 15-of-21 (71.4 percent) for 192 yards, one TD and no INTs ... TD pass at San Francisco was 20 yards to TE Tyler Kroft ... On Dec. 28 at Denver, made his second career start and posted a 87.8 passer rating, completing 22-of-35 (62.9 percent) for 200 yards, one TD, and no INTs, but had a lost fumble in overtime that ended the game ... Efficient 17-for-27 for 160 yards and two TDs Jan. 3 vs. Baltimore, good for 103.9 passer rating ... In Wild Card playoff on 1-9-16 vs. Pittsburgh, passed 23-for-41 for 212-1-1, his TD pass going 25 yards to A.J. Green for 16-15 Bengals lead in fourth quarter ... Made NFL debut in Game 8, Nov. 5 vs. Cleveland, taking game's final two snaps with kneel-downs as Bengals ran out

clock ... Played final three Bengals snaps Nov. 29 vs. St. Louis, and completed first NFL pass on only attempt, a three-yarder to HB Rex Burkhead ... Appeared in three preseason games, passing 38-for-60 (63.3 percent) for 465-1-0.

**2014:** Missed entire preseason with shoulder injury that predated start of training camp, and was placed Aug. 30 on Reserve/Non-Football Injury list ... Cleared to practice on Nov. 18, and activated to roster on Dec. 9 ... Was game day Inactive (coaches' decision) for Games 14-16 and for Wild Card playoff.

**College:** A multiple career-record holder at Alabama, played four seasons (2010-13), with a redshirt year in '09 ... Played 53 games with 40 starts ... Posted a 36-4 record in three seasons as a Crimson Tide starter, leading national championship teams in 2011 and '12 ... Only QB to win back-to-back BCS national championships ... Set school records for TD passes (77), passing yards (9019) and completion percentage (66.9), and his INT percentage (1.46) was the lowest in NCAA annals (15 INTs in 1026 attempts) ... In 2013, led Alabama to 11-2 record, and had team in position to reach a third straight BCS title game until Auburn used a 109-yard missed FG return to beat Tide 34-28 on final play of regular-season finale ... Finished second in '13 Heisman Trophy voting behind Florida State QB Jameis Winston ... Also in '13, won the Maxwell Award and Johnny Unitas Golden Arm Award ... Led 2012 Tide to 13-1 record and second straight BCS title, including 42-14 rout of Notre Dame in championship game ... His '12 season INT percentage of 0.96 was the lowest ever for an SEC performer (minimum 200 completions) ... In 2011, won starting QB job as a sophomore and led team to a 12-1 record, with 21-0 conquest of LSU in BCS finale.

**Personal:** Hometown is Mobile, Ala. ... Attended St. Paul's Episcopal School, where he led the team to a 14-1 record and a state championship as a junior ... Business major at Alabama ... Married (wife is model and television personality Katherine Webb).

**NOTE ABOUT NFL EXPERIENCE:** McCarron did not earn an accrued year of experience toward NFL free agency in 2014 because he was not on a 53-player roster, a Reserve/Injured list or a Reserve/Physically Unable to Perform list for the required minimum of six games.

### AJ McCARRON'S STATISTICS

			PASSING											RAT
YEAR	TEAM	G-S	ATT	CMP	CMP%	YDS	YDS/ATT	TD	TD%	INT	INT%	LG	SKD-YDS	
2014	Cincinnati	0-0	DID NOT PLAY*											
2015	Cincinnati	7-3	119	79	66.4	854	7.18	6	5.0	2	1.7	66t	12-63	97.1
CAREER		7-3	119	79	66.4	854	7.18	6	5.0	2	1.7	66t	12-63	97.1

		RUSHING					RECEIVING					SCORING					
YEAR	TEAM	ATT	YDS	AVG	LG	TD	NO	YDS	AVG	LG	TD	TD	TD-R	TD-P	TD-Rt	2-PtC	PTS
2015	Cincinnati	14	31	2.2	16	0	—	—	—	—	—	—	—	—	—	—	—
CAREER		14	31	2.2	16	0	—	—	—	—	—	—	—	—	—	—	—

**PASSING SINGLE-GAME HIGHS:** ATTEMPTS—35 (12-28-15 at Denver). COMPLETIONS—22 (two times; most recently on 12-28-15 at Denver). YARDS—280 (12-13-15 vs. Pittsburgh). TOUCHDOWNS—2 (two times; most recently on 1-3-16 vs. Baltimore). INTERCEPTIONS—2 (12-13-15 vs. Pittsburgh). LONG—66t (12-13-16 vs. Pittsburgh). RATING (minimum 14 attempts)—115.6 (12-20-15 at San Francisco).

**RUSHING SINGLE-GAME HIGHS:** ATTEMPTS—4 (12-28-15 at Denver). YARDS—21 (12-28-15 at Denver). LONG—16 (12-28-15 at Denver). TOUCHDOWNS—(none).

### POSTSEASON

			PASSING											RAT
YEAR	TEAM	G-S	ATT	CMP	CMP%	YDS	YDS/ATT	TD	TD%	INT	INT%	LG	SKD-YDS	
2014	Cincinnati	0-0	DID NOT PLAY*											
2015	Cincinnati	1-1	41	23	56.1	212	5.17	1	2.4	1	2.4	25t	3-24	68.3
CAREER		1-1	41	23	56.1	212	5.17	1	2.4	1	2.4	25t	3-24	68.3

		RUSHING						RECEIVING						SCORING						
YEAR	TEAM	ATT	YDS	AVG	LG	TD	NO	YDS	AVG	LG	TD	TD	TD-R	TD-P	TD-Rt	2-PtC	PTS			
2015	Cincinnati	5	9	1.8	6	0	—	—	—	—	—	—	—	—	—	—	—			
CAREER		5	9	1.8	6	0	—	—	—	—	—	—	—	—	—	—	—			

\* NOTE: McCarron was on the Reserve/Non-Football Injury list for 13 regular-season games and he was active/DNP for three regular-season games and one postseason game with Cincinnati in 2014.

## 2015 REGULAR-SEASON GAME-BY-GAME

DATE	OPPONENT	PASSING								RUSHING				
		ATT	CMP	YDS	SKD-YDS	TD	LG	INT	RAT	ATT	YDS	AVG	LG	TD
9-13	at Oakland				ACTIVE / DNP							ACTIVE / DNP		
9-20	SAN DIEGO				ACTIVE / DNP							ACTIVE / DNP		
9-27	at Baltimore				ACTIVE / DNP							ACTIVE / DNP		
10-4	KANSAS CITY				ACTIVE / DNP							ACTIVE / DNP		
10-11	SEATTLE				ACTIVE / DNP							ACTIVE / DNP		
10-18	at Buffalo				ACTIVE / DNP							ACTIVE / DNP		
10-25	— BYE —													
11-1	at Pittsburgh				ACTIVE / DNP							ACTIVE / DNP		
11-5	CLEVELAND	0	0	0	0-0	0	—	0	—	2	-2	-2.0	-1	0
11-16	HOUSTON				ACTIVE / DNP							ACTIVE / DNP		
11-22	at Arizona				ACTIVE / DNP							ACTIVE / DNP		
11-29	ST. LOUIS	1	1	3	0-0	0	3	0	79.2	0	0	—	—	0
12-6	at Cleveland	3	2	19	0-0	0	15	0	84.0	0	0	—	—	0
12-13	PITTSBURGH	32	22	280	3-18	2	66t	2	90.6	3	8	2.7	5	0
12-20	at San Francisco	21	15	192	4-18	1	47	0	115.6	2	2	1.0	1	0
12-28	at Denver	35	22	200	2-14	1	20	0	87.8	4	21	5.3	16	0
1-3	BALTIMORE	27	17	160	3-13	2	23	0	103.9	3	2	0.7	2	0
TOTALS		119	79	854	12-63	6	66t	2	97.1	14	31	2.2	16	0



## NUGENT, MIKE

K #2

**Height:** 5-10  
**Weight:** 190  
**College:** Ohio State  
**Experience:** 12th-year player in 2016

**2015 games-starts:** 16-0  
**Career games-starts:** 140-0  
**Born:** 3-2-82  
**Hometown:** Centerville, Ohio  
**Acquired:** FA'10

*Nugent in 2015 played his 11th NFL season and his sixth with Bengals ... Finished regular season with 117 points, going 23-for-28 on FGs and 48-for-49 on PATs (one blocked) ... Named AFC Special Teams Player of the Week for Oct. 11 performance vs. Seattle, when his two FGs tied the game on last play of fourth quarter and won it in overtime ... In 2014 Wild Card playoff at Indianapolis, made second-longest FG (57 yards) in NFL postseason history ... Made five FGs in first half in '14 season opener at Baltimore, tying NFL record for most FGs in a half ... His 132 points and 33 FGs in 2011 are Bengals season records, and he shares team mark for longest regular-season FG (55 yards) ... Former Ohio State All-American entered NFL as second-round N.Y. Jets draft pick in 2005.*

**Career transactions:** Selected by N.Y. Jets in second round of 2005 NFL Draft (47th overall) ... Signed with Jets on 7-29-05 ... Signed with Tampa Bay as unrestricted free agent on 3-4-09 ... Released by Buccaneers on 10-6-09 ... Signed with Arizona on 12-16-09 ... Released by Cardinals on 1-1-10 ... Signed with Cincinnati as free agent on 4-23-10 ... Designated as Bengals franchise player on 3-2-12 ... Re-signed with Bengals as designated franchise player on 4-25-12 ... Re-signed with Bengals on 3-10-13 ... Re-signed with Bengals on 3-9-15.

**2015 highlights:** Played in Games 1-16 and in Wild Card playoff ... Put 79 of 89 regular-season kickoffs in the end zone, with 42 of those for touchbacks, and in playoff game, he put all four kickoffs in end zone, with three touchbacks ... On Oct. 11 vs. Seattle, nailed a 31-yard FG as time expired to send the game into overtime, and then made a 42-yarder in OT to win the game, earning AFC Special Teams Player of the Week ... Hit from 44, 45 and 44 yards (one blocked) Nov. 1 at Pittsburgh, the second 44-yarder putting Cincinnati's lead at 16-10 with 1:47 to play, denying Steelers a FG option on their final and unsuccessful drive ... Two-for-two on FGs on Nov. 16 vs. Houston, scoring all Cincinnati's points on kicks of 42 and 39 yards ... Delivered in the clutch on his only FG try Nov. 22 vs. Arizona, making 43-yarder to tie score at 31-31 with 1:03 to play ... Three-for-three on FGs (44, 40, 20) on Dec. 6 at Cleveland ... On Dec. 13 vs. Pittsburgh, hit from 46 and 27 yards after coming up just short on a 54-yard try ... Missed from 45 yards in second quarter Dec. 28 vs. Denver, but came back in fourth quarter with 52-yarder to tie the game ... Nailed a 52-yarder (tied season long) in fourth quarter Jan. 3 vs. Baltimore ... Made his only FG try (36) in Wild Card playoff on 1-9-16 vs. Pittsburgh.

**Longer PATs no problem:** In 2015, the first NFL season of 33-yard PATs, Nugent made 48 of 49, and his only miss was blocked. Only five kickers had a better percentage than Nugent's 97.8, and three of those had fewer than 30 attempts.

**Nugent's game-winners:** Nugent has made eight game-winning FGs in the last two minutes of regulation time or in overtime ... On 10-11-15, his 42-yarder in OT beat visiting Seattle 27-24 ... On 10-20-13 at Detroit, his 54-yarder at final gun secured 27-24 win ... The week before, on 10-13-13, at Buffalo, his 43-yarder in OT produced 27-24 win ... On 11-27-11 vs. Cleveland, hit a 26-yarder with 0:38 left for 23-20 win ... On 10-2-11 vs. Buffalo, converted from 43 yards as time expired for or 23-20 win ... For Jets vs. Kansas City on 12-30-07, had 43-yarder in OT in 13-10 win ... For Jets vs. Pittsburgh on 11-18-07, his 38-yarder in OT produced 19-16 win ... For Jets at Miami on 12-25-06, made 30-yarder in the rain with 10 seconds left for 13-10 win.

**More from previous seasons:** **2005**—Second-round draft pick played in every Jets game and scored 90 points, going 22-for-28 on FGs and 24-for-24 on PATs ... Went four-for-four on FGs in win Dec. 11 vs. Oakland. **2006**—Scored 106 points as Jets went 10-6 to earn Wild Card playoff berth ... Made 24-of-27 FG attempts, setting Jets season accuracy record (88.9 percent) ... Made all three FG attempts in playoff loss at New England. **2007**—Logged second straight 100-point season for Jets (110) ... 50-yard FG on Sept. 16 at Baltimore was his 19th straight, a streak that ranked second in Jets history ... Went four-for-four on FGs in consecutive games Dec. 2 at Miami and Dec. 9 vs. Cleveland. **2008**—Suffered quad injury on a kickoff in Jets opener Sept. 7 at Miami and was

not able to finish game ... Following recovery, Jets chose not to displace Jay Feely as No. 1 kicker, and Nugent remained on roster on game day inactive status through season's end. **2009**—Played Games 1-4 for Tampa Bay after signing as UFA, but released after Week 4 ... Signed with Arizona and played Games 14-15, but released the week of Game 16. **2010**—Joined Bengals as free agent and posted longest streak of consecutive made FGs to open a Cincinnati career, nine-of-nine during Games 1-4 ... Earned AFC Special Teams Player of the Week for Sept. 19 vs. Baltimore, when he went five-for-five on FGs (career high for a game), scoring all of Cincinnati's points in 15-10 win ... AFC Special Teams Player of the Month for September ... Suffered knee injury (ACL tear) on onside kick attempt Nov. 14 at Indianapolis, ending his season. **2011**—Played in all 16 Bengals games and Wild Card playoff ... Scored Bengals-record 132 points in regular season, surpassing Shayne Graham's mark of 131 from 2005, and his 33 FGs also set club mark, passing Graham's 31 in '05 ... Made late game-winning FGs vs. Buffalo and vs. Cleveland (details in previous item, "Nugent's game-winners") ... First in AFC and second in NFL in total FGs ... Had 67 of his 80 kickoffs (83.8 percent) reach end zone and helped Bengals rank first in NFL in average starting field position after kicking off (20.3-yard line). **2012**—Made 19-of-23 FG attempts, but suffered calf injury in practice Dec. 5, causing him to miss last four games and Wild Card playoff ... Made both FG attempts (39, 37) in win Sept. 16 vs. Cleveland ... Two-for-two (both 35-yarders) on Sept. 30 at Jacksonville ... Converted both FG attempts (19 and 24 yards) on Dec. 2 at San Diego. **2013**—Played in Games 1-16, going 18-for-22 on FGs and 52-for-53 on PATs, and also played in Wild Card playoff ... On kickoffs, 57 of his 72 reached end zone, with 30 of those for touchbacks ... Details on Nugent's game-winning FGs on Oct. 13 at Buffalo and on Oct. 20 at Detroit are in previous item ("Nugent's game-winners") ... Went two-for-two FGs on Oct. 31 at Miami, including go-ahead 54-yarder with 1:24 to play, but Dolphins came back to tie and eventually win in OT ... Connected on his lone FG try, from 46 yards, Dec. 1 at San Diego, giving Bengals two-score lead in fourth quarter ... Pressed into emergency punting duties on Dec. 15 at Pittsburgh, following injury to P Kevin Huber, and punted twice for a gross and net average of 40.0 ... Made his only FG attempt (46) in Wild Card playoff on 1-5-14 vs. San Diego. **2014**—Played in Games 1-16 and in Wild Card playoff ... In regular season, made 26-of-33 FG attempts and was 39-for-39 on PATs ... Put 73 of his 78 kickoffs in the end zone, with 37 going for touchbacks ... In Wild Card playoff at Indianapolis, made second-longest FG (57 yards) in NFL postseason history, behind only a 58-yarder by Miami's Pete Stoyanovich in 1990 ... Nugent's 57-yarder broke the Bengals postseason record by 10 yards, eclipsing a 47-yarder by Josh Brown at Houston in 2012 ... Made five FGs in first half Sept. 7 at Baltimore, tying NFL record for most FGs in a half ... Made three-of-four FG attempts on Oct. 12 vs. Carolina, making from 44, 38 and 42 yards before missing from 36 yards as clock expired in overtime ... Made both FG attempts on Nov. 23 at Houston, including 49-yarder late in fourth to make it a two-score game ... Had a pair of key 44-yard FGs in first half Dec. 14 at Cleveland as Bengals moved to commanding lead ... Three-for-three on FGs in playoff-clinching win Dec. 22 vs. Denver, including a 49-yarder, and his 23-yarder in fourth quarter gave Bengals lead for good at 30-28.

**Do-it-yourself Block winner:** Nugent was named in 2011 as the Bengals' recipient of the annual Ed Block Courage Award, which honors players who demonstrate commitment to the values of sportsmanship and courage. Nugent suffered a torn anterior cruciate ligament (ACL) on his kicking leg in Game 9 of 2010, but fully recovered and was ready in time for the start of '11 training camp in late July. The NFL lockout during the '11 offseason complicated an already-difficult rehabilitation process for an ACL injury, and Nugent earned praise for arranging much of his own treatment for recovery.

**College:** Left Ohio State with 22 school records, including most career points (356) ... Won the Lou Groza Award (given annually to the nation's top kicker) as a senior in 2004 and was a consensus All-American ... In OSU's 2002 national title season, he scored school-record 120 points and became first Buckeye kicker to earn first-team All-America honors ... Was 72-for-88 (81.8 percent) on career FGs.

Personal: Hometown is Centerville, Ohio ... Attended Centerville High School, where he was a second-team Division I All-Ohio selection by Associated Press ... Also played QB as a prep senior ... Earned degree from Ohio State's Fisher College of Business ... Married (wife Emily) ... Offseason

residence is Scottsdale, Ariz. ... Active in community service; has worked with United Way, Taste of NFL and Cancer Free Kids ... Father, Dan, played football at Wisconsin and Dayton ... In 2006, Nugent appeared on "The Late Show with David Letterman" and kicked a football through a 12th-floor window at the CBS offices ... Hobbies include golf, trap shooting, traveling and coaching football camps.

### MIKE NUGENT'S STATISTICS

			SCORING									
YEAR	TEAM	G-S	FG	FGA	FG%	LG	BFG	XP	XPA	XP%	BXP	PTS
2005	N.Y. Jets	16-0	22	28	78.6	49	1	24	24	100.0	0	90
2006	N.Y. Jets	16-0	24	27	88.9	54	0	34	35	97.1	0	106
2007	N.Y. Jets	16-0	29	36	80.6	50	0	23	24	95.8	1	110
2008	N.Y. Jets	1-0	0	1	0.0	—	0	2	2	100.0	0	2
2009	Tampa Bay	4-0	2	6	33.3	37	1	6	6	100.0	0	12
	Arizona	2-0	2	2	100.0	48	0	8	8	100.0	0	14
2010	Cincinnati	9-0	15	19	78.9	54	1	17	17	100.0	0	62
2011	Cincinnati	16-0	33	38	86.8	49	1	33	34	97.1	0	132
2012	Cincinnati	12-0	19	23	82.6	55	0	35	35	100.0	0	92
2013	Cincinnati	16-0	18	22	81.8	54	0	52	53	98.1	1	106
2014	Cincinnati	16-0	26	33	78.8	49	1	39	39	100.0	0	117
2015	Cincinnati	16-0	23	28	82.1	52	1	48	49	98.0	1	117
NYJ TOTALS		49-0	75	92	81.5	54	1	83	85	97.6	1	308
T.B. TOTALS		4-0	2	6	33.3	37	1	6	6	100.0	0	12
ARIZ. TOTALS		2-0	2	2	100.0	48	0	8	8	100.0	0	14
CIN. TOTALS		85-0	134	163	82.2	55	4	224	227	98.7	2	626
CAREER		140-0	213	263	81.0	55	6	321	326	98.5	3	960

		FIELD GOALS											
YEAR	TEAM	1-19	PCT	20-29	PCT	30-39	PCT	40-49	PCT	50+	PCT	TOT	FG%
2005	N.Y. Jets	0-0	—	8-9	88.9	7-7	100.0	7-10	70.0	0-2	0.0	22-28	78.6
2006	N.Y. Jets	1-1	100.0	7-7	100.0	10-12	83.3	4-4	100.0	2-3	66.7	24-27	88.9
2007	N.Y. Jets	1-1	100.0	11-11	100.0	10-12	83.3	6-8	75.0	1-4	25.0	29-36	80.6
2008	N.Y. Jets	0-0	—	0-0	—	0-1	0.0	0-0	—	0-0	—	0-1	0.0
2009	Tampa Bay	0-0	—	1-1	100.0	1-2	50.0	0-3	0.0	0-0	—	2-6	33.3
	Arizona	1-1	100.0	0-0	—	0-0	—	1-1	100.0	0-0	—	2-2	100.0
2010	Cincinnati	0-0	—	5-5	100.0	7-7	100.0	1-3	33.3	2-4	50.0	15-19	78.9
2011	Cincinnati	0-0	—	14-14	100.0	5-8	62.5	14-16	87.5	0-0	—	33-38	86.8
2012	Cincinnati	2-2	100.0	5-5	100.0	5-5	100.0	6-9	66.7	1-2	50.0	19-23	82.6
2013	Cincinnati	0-0	—	2-2	100.0	6-7	85.7	7-9	77.8	3-4	75.0	18-22	81.8
2014	Cincinnati	0-0	—	6-6	100.0	10-12	83.3	10-12	83.3	0-3	0.0	26-33	78.8
2015	Cincinnati	0-0	—	6-6	100.0	5-6	83.3	10-13	76.9	2-3	66.7	23-28	82.1
NYJ TOTALS		2-2	100.0	26-27	96.3	27-32	84.4	17-22	77.3	3-9	33.3	75-92	81.5
T.B. TOTALS		0-0	—	1-1	100.0	1-2	50.0	0-3	0.0	0-0	—	2-6	33.3
ARIZ. TOTALS		1-1	100.0	0-0	—	0-0	—	1-1	100.0	0-0	—	2-2	100.0
CIN. TOTALS		2-2	100.0	38-38	100.0	38-45	84.4	48-62	77.4	8-16	50.0	134-163	82.2
CAREER		5-5	100.0	65-66	98.5	66-79	83.5	66-88	75.0	11-25	44.0	213-263	81.0

		SPECIAL TEAMS									PUNTING							
YEAR	TEAM	ST	AT	TT	FF	FR-YDS	BP	BFG	BXP	NO	YDS	AVG	NET	TB	IN-20	LG	BLK	
2005	N.Y. Jets	3	1	4	0	0-0	0	0	0	1	18	18.0	18.0	0	1	18	0	
2006	N.Y. Jets	1	3	4	0	0-0	0	0	0	0	0	—	—	0	0	—	0	
2007	N.Y. Jets	1	0	1	0	0-0	0	0	0	0	0	—	—	0	0	—	0	
2010	Cincinnati	1	1	2	0	0-0	0	0	0	0	0	—	—	0	0	—	0	
2011	Cincinnati	0	1	1	0	0-0	0	0	0	0	0	—	—	0	0	—	0	
2012	Cincinnati	1	1	2	0	0-0	0	0	0	0	0	—	—	0	0	—	0	
2013	Cincinnati	3	0	3	0	0-0	0	0	0	2	80	40.0	40.0	0	0	43	0	
2014	Cincinnati	1	1	2	0	0-0	0	0	0	0	0	—	—	0	0	—	0	
2015	Cincinnati	1	0	1	0	0-0	0	0	0	0	0	—	—	0	0	—	0	
NYJ TOTALS		5	4	9	0	0-0	0	0	0	1	18	18.0	18.0	0	1	18	0	
CIN. TOTALS		7	4	11	0	0-0	0	0	0	2	80	40.0	40.0	0	0	43	0	
CAREER		12	8	20	0	0-0	0	0	0	3	98	32.7	32.7	0	1	43	0	

FIELD GOAL SINGLE-GAME HIGHS: MADE—5 (two times; most recently for Cincinnati on 9-7-14 at Baltimore). ATTEMPTS—6 (for Cincinnati; 9-7-14 at Baltimore). MISSED—3 (for Cincinnati; 9-14-14 vs. Atlanta). LONG—55 (for Cincinnati; 11-25-12 vs. Oakland).

EXTRA POINT SINGLE-GAME HIGHS: MADE—7 (for Cincinnati; 10-27-13 vs. N.Y. Jets). ATTEMPTS—7 (for Cincinnati; 10-27-13 vs. N.Y. Jets). MISSED—1 (five times; most recently for Cincinnati on 9-13-15 at Oakland [attempt was blocked]).



## POSTSEASON

			SCORING									
YEAR	TEAM	G-S	FG	FGA	FG%	LG	BFG	XP	XPA	XP%	BXP	PTS
2006	N.Y. Jets	1-0	3	3	100.0	37	0	1	1	100.0	0	10
2011	Cincinnati	1-0	1	2	50.0	37	0	1	1	100.0	0	4
2012	Cincinnati	0-0					DID NOT PLAY*					
2013	Cincinnati	1-0	1	1	100.0	46	0	1	1	100.0	0	4
2014	Cincinnati	1-0	1	1	100.0	57	0	1	1	100.0	0	4
2015	Cincinnati	1-0	1	1	100.0	36	0	1	1	100.0	0	4
NYJ TOTALS		1-0	3	3	100.0	37	0	1	1	100.0	0	10
CIN. TOTALS		4-0	4	5	80.0	57	0	4	4	100.0	0	16
CAREER		5-0	7	8	87.5	57	0	5	5	100.0	0	26

\* NOTE: Nugent was on the Reserve/Injured list for one postseason game with Cincinnati in 2012.


## CAREER GAME-BY-GAME

		SCORING					FIELD GOALS							
DATE	OPPONENT	FG-FGA	BFG	XP-XPA	BXP	PTS	1-19	20-29	30-39	40-49	50+	LG	TOT	FG%
2005 / N.Y. JETS														
9-11	at Kansas City	0-1	1	1-1	0	1	0-0	0-1	0-0	0-0	0-0	—	0-1	0.0
9-18	MIAMI	1-1	0	2-2	0	5	0-0	0-0	0-0	1-1	0-0	41	1-1	100.0
9-25	JACKSONVILLE	2-2	0	2-2	0	8	0-0	1-1	1-1	0-0	0-0	35	2-2	100.0
10-2	at Baltimore	1-1	0	0-0	0	3	0-0	1-1	0-0	0-0	0-0	21	1-1	100.0
10-9	TAMPA BAY	0-2	0	2-2	0	2	0-0	0-0	0-0	0-2	0-0	—	0-2	0.0
10-16	at Buffalo	1-1	0	2-2	0	5	0-0	0-0	0-0	1-1	0-0	44	1-1	100.0
10-24	at Atlanta	0-0	0	2-2	0	2	0-0	0-0	0-0	0-0	0-0	—	0-0	—
10-30	— BYE —													
11-6	SAN DIEGO	2-3	0	2-2	0	8	0-0	1-1	1-1	0-0	0-1	35	2-3	66.7
11-13	at Carolina	1-1	0	0-0	0	3	0-0	1-1	0-0	0-0	0-0	22	1-1	100.0
11-20	at Denver	0-0	0	0-0	0	0	0-0	0-0	0-0	0-0	0-0	—	0-0	—
11-27	NEW ORLEANS	4-5	0	1-1	0	13	0-0	1-1	1-1	2-2	0-1	45	4-5	80.0
12-4	at New England	1-1	0	0-0	0	3	0-0	0-0	1-1	0-0	0-0	38	1-1	100.0
12-11	OAKLAND	4-4	0	2-2	0	14	0-0	2-2	2-2	0-0	0-0	35	4-4	100.0
12-18	at Miami	2-2	0	2-2	0	8	0-0	0-0	0-0	2-2	0-0	42	2-2	100.0
12-26	NEW ENGLAND	0-0	0	3-3	0	3	0-0	0-0	0-0	0-0	0-0	—	0-0	—
1-1	BUFFALO	3-4	0	3-3	0	12	0-0	1-1	1-1	1-2	0-0	49	3-4	75.0
2006 / N.Y. JETS														
9-10	at Tennessee	1-3	0	2-3	0	5	1-1	0-0	0-2	0-0	0-0	18	1-3	33.3
9-17	NEW ENGLAND	1-1	0	2-2	0	5	0-0	0-0	0-0	1-1	0-0	42	1-1	100.0
9-24	at Buffalo	0-0	0	4-4	0	4	0-0	0-0	0-0	0-0	0-0	—	0-0	—
10-1	INDIANAPOLIS	0-0	0	4-4	0	4	0-0	0-0	0-0	0-0	0-0	—	0-0	—
10-8	at Jacksonville	0-0	0	0-0	0	0	0-0	0-0	0-0	0-0	0-0	—	0-0	—
10-15	MIAMI	2-2	0	2-2	0	8	0-0	0-0	2-2	0-0	0-0	33	2-2	100.0
10-22	DETROIT	1-1	0	4-4	0	7	0-0	0-0	1-1	0-0	0-0	33	1-1	100.0
10-29	at Cleveland	2-3	0	1-1	0	7	0-0	1-1	0-0	1-1	0-1	47	2-3	66.7
11-5	— BYE —													
11-12	at New England	1-1	0	2-2	0	5	0-0	0-0	1-1	0-0	0-0	34	1-1	100.0
11-19	CHICAGO	0-0	0	0-0	0	0	0-0	0-0	0-0	0-0	0-0	—	0-0	—
11-26	HOUSTON	4-4	0	2-2	0	14	0-0	1-1	1-1	1-1	1-1	54	4-4	100.0
12-3	at Green Bay	1-1	0	5-5	0	8	0-0	1-1	0-0	0-0	0-0	24	1-1	100.0
12-10	BUFFALO	2-2	0	1-1	0	7	0-0	0-0	2-2	0-0	0-0	38	2-2	100.0
12-17	at Minnesota	4-4	0	2-2	0	14	0-0	2-2	0-0	1-1	1-1	52	4-4	100.0
12-25	at Miami	2-2	0	1-1	0	7	0-0	1-1	1-1	0-0	0-0	30	2-2	100.0
12-31	OAKLAND	3-3	0	2-2	0	11	0-0	1-1	2-2	0-0	0-0	35	3-3	100.0
Postseason														
1-7	at New England	3-3	0	1-1	0	10	0-0	2-2	1-1	0-0	0-0	37	3-3	100.0

		SCORING					FIELD GOALS								
DATE	OPPONENT	FG-FGA	BFG	XP-XPA	BXP	PTS	1-19	20-29	30-39	40-49	50+	LG	TOT	FG%	
2007 / N.Y. JETS															
9-9	NEW ENGLAND	0-0	0	2-2	0	2	0-0	0-0	0-0	0-0	0-0	—	0-0	—	
9-16	at Baltimore	2-3	0	1-1	0	7	0-0	1-1	0-0	0-0	1-2	50	2-3	66.7	
9-23	MIAMI	1-1	0	4-4	0	7	0-0	1-1	0-0	0-0	0-0	21	1-1	100.0	
9-30	at Buffalo	0-1	0	2-2	0	2	0-0	0-0	0-1	0-0	0-0	—	0-1	0.0	
10-7	at N.Y. Giants	1-2	0	3-3	0	6	0-0	0-0	0-0	1-2	0-0	47	1-2	50.0	
10-14	PHILADELPHIA	3-4	0	0-0	0	9	0-0	1-1	2-2	0-1	0-0	30	3-4	75.0	
10-21	at Cincinnati	3-3	0	2-2	0	11	0-0	1-1	1-1	1-1	0-0	43	3-3	100.0	
10-28	BUFFALO	1-1	0	0-0	0	3	0-0	1-1	0-0	0-0	0-0	27	1-1	100.0	
11-4	WASHINGTON	2-3	0	2-2	0	8	0-0	1-1	1-1	0-0	0-1	30	2-3	66.7	
11-11	— BYE —														
11-18	PITTSBURGH	4-4	0	1-1	0	13	1-1	2-2	1-1	0-0	0-0	38	4-4	100.0	
11-22	at Dallas	1-1	0	0-0	0	3	0-0	0-0	0-0	1-1	0-0	40	1-1	100.0	
12-2	at Miami	4-4	0	4-4	0	16	0-0	2-2	1-1	1-1	0-0	40	4-4	100.0	
12-9	CLEVELAND	4-4	0	0-0	0	12	0-0	0-0	3-3	1-1	0-0	41	4-4	100.0	
12-16	at New England	1-2	0	1-1	0	4	0-0	0-0	1-2	0-0	0-0	33	1-2	50.0	
12-23	at Tennessee	0-1	0	0-1	1	0	0-0	0-0	0-0	0-0	0-1	—	0-1	0.0	
12-30	KANSAS CITY	2-2	0	1-1	0	7	0-0	1-1	0-0	1-1	0-0	43	2-2	100.0	
2008 / N.Y. JETS															
9-7	at Miami	0-1	0	2-2	0	2	0-0	0-0	0-1	0-0	0-0	—	0-1	0.0	
9-14	NEW ENGLAND			INACTIVE						INACTIVE					
9-22	at San Diego			INACTIVE						INACTIVE					
9-28	ARIZONA			INACTIVE						INACTIVE					
10-5	— BYE —														
10-12	CINCINNATI			INACTIVE						INACTIVE					
10-19	at Oakland			INACTIVE						INACTIVE					
10-26	KANSAS CITY			INACTIVE						INACTIVE					
11-2	at Buffalo			INACTIVE						INACTIVE					
11-9	ST. LOUIS			INACTIVE						INACTIVE					
11-13	at New England			INACTIVE						INACTIVE					
11-23	at Tennessee			INACTIVE						INACTIVE					
11-30	DENVER			INACTIVE						INACTIVE					
12-7	at San Francisco			INACTIVE						INACTIVE					
12-14	BUFFALO			INACTIVE						INACTIVE					
12-21	at Seattle			INACTIVE						INACTIVE					
12-28	MIAMI			INACTIVE						INACTIVE					
2009 / TAMPA BAY and ARIZONA															
Tampa Bay															
9-13	DALLAS	0-2	1	3-3	0	3	0-0	0-0	0-1	0-1	0-0	—	0-2	0.0	
9-20	at Buffalo	0-0	0	2-2	0	2	0-0	0-0	0-0	0-0	0-0	—	0-0	—	
9-27	N.Y. GIANTS	0-0	0	0-0	0	0	0-0	0-0	0-0	0-0	0-0	—	0-0	—	
10-4	at Washington	2-4	0	1-1	0	7	0-0	1-1	1-1	0-2	0-0	37	2-4	50.0	
10-11	at Philadelphia			NOT WITH AN NFL TEAM						NOT WITH AN NFL TEAM					
10-18	CAROLINA			NOT WITH AN NFL TEAM						NOT WITH AN NFL TEAM					
10-25	NEW ENGLAND			NOT WITH AN NFL TEAM						NOT WITH AN NFL TEAM					
11-1	— BYE —														
11-8	GREEN BAY			NOT WITH AN NFL TEAM						NOT WITH AN NFL TEAM					
11-15	at Miami			NOT WITH AN NFL TEAM						NOT WITH AN NFL TEAM					
11-22	NEW ORLEANS			NOT WITH AN NFL TEAM						NOT WITH AN NFL TEAM					
11-29	at Atlanta			NOT WITH AN NFL TEAM						NOT WITH AN NFL TEAM					
12-6	at Carolina			NOT WITH AN NFL TEAM						NOT WITH AN NFL TEAM					
12-13	N.Y. JETS			NOT WITH AN NFL TEAM						NOT WITH AN NFL TEAM					
Arizona															
12-20	at Detroit	1-1	0	4-4	0	7	0-0	0-0	0-0	1-1	0-0	48	1-1	100.0	
12-27	ST. LOUIS	1-1	0	4-4	0	7	1-1	0-0	0-0	0-0	0-0	19	1-1	100.0	
1-3	GREEN BAY			NOT WITH AN NFL TEAM						NOT WITH AN NFL TEAM					
2010 / CINCINNATI															
9-12	at New England	1-1	0	3-3	0	6	0-0	0-0	0-0	0-0	1-1	54	1-1	100.0	
9-19	BALTIMORE	5-5	0	0-0	0	15	0-0	1-1	3-3	1-1	0-0	46	5-5	100.0	
9-26	at Carolina	2-2	0	2-2	0	8	0-0	0-0	1-1	0-0	1-1	50	2-2	100.0	
10-3	at Cleveland	2-3	1	2-2	0	8	0-0	2-2	0-0	0-1	0-0	25	2-3	66.7	
10-10	TAMPA BAY	2-2	0	1-1	0	7	0-0	0-0	2-2	0-0	0-0	35	2-2	100.0	
10-17	— BYE —														
10-24	at Atlanta	2-3	0	2-2	0	8	0-0	1-1	1-1	0-0	0-1	33	2-3	66.7	
10-31	MIAMI	0-0	0	2-2	0	2	0-0	0-0	0-0	0-0	0-0	—	0-0	—	
11-8	PITTSBURGH	0-2	0	3-3	0	3	0-0	0-0	0-0	0-1	0-1	—	0-2	0.0	
11-14	at Indianapolis	1-1	0	2-2	0	5	0-0	1-1	0-0	0-0	0-0	27	1-1	100.0	
11-21	BUFFALO			RESERVE / INJURED						RESERVE / INJURED					
11-25	at N.Y. Jets			RESERVE / INJURED						RESERVE / INJURED					
12-5	NEW ORLEANS			RESERVE / INJURED						RESERVE / INJURED					
12-12	at Pittsburgh			RESERVE / INJURED						RESERVE / INJURED					
12-19	CLEVELAND			RESERVE / INJURED						RESERVE / INJURED					
12-26	SAN DIEGO			RESERVE / INJURED						RESERVE / INJURED					
1-2	at Baltimore			RESERVE / INJURED						RESERVE / INJURED					

		SCORING					FIELD GOALS							
DATE	OPPONENT	FG-FGA	BFG	XP-XPA	BXP	PTS	1-19	20-29	30-39	40-49	50+	LG	TOT	FG%
<b>2011 / CINCINNATI</b>														
9-11	at Cleveland	2-2	0	3-3	0	9	0-0	1-1	0-0	1-1	0-0	47	2-2	100.0
9-18	at Denver	3-3	0	1-1	0	10	0-0	1-1	1-1	1-1	0-0	45	3-3	100.0
9-25	SAN FRANCISCO	2-2	0	0-0	0	6	0-0	2-2	0-0	0-0	0-0	23	2-2	100.0
10-2	BUFFALO	3-3	0	2-2	0	11	0-0	1-1	1-1	1-1	0-0	43	3-3	100.0
10-9	at Jacksonville	1-1	0	3-4	0	6	0-0	0-0	0-0	1-1	0-0	47	1-1	100.0
10-16	INDIANAPOLIS	2-3	0	3-3	0	9	0-0	1-1	0-0	1-2	0-0	43	2-3	66.7
10-23	— BYE —													
10-30	at Seattle	2-2	0	4-4	0	10	0-0	0-0	1-1	1-1	0-0	48	2-2	100.0
11-6	at Tennessee	1-1	0	3-3	0	6	0-0	0-0	1-1	0-0	0-0	36	1-1	100.0
11-13	PITTSBURGH	1-1	0	2-2	0	5	0-0	0-0	0-0	1-1	0-0	43	1-1	100.0
11-20	at Baltimore	1-1	0	3-3	0	6	0-0	1-1	0-0	0-0	0-0	27	1-1	100.0
11-27	CLEVELAND	3-3	0	2-2	0	11	0-0	2-2	0-0	1-1	0-0	40	3-3	100.0
12-4	at Pittsburgh	0-1	1	1-1	0	1	0-0	0-0	0-1	0-0	0-0	—	0-1	0.0
12-11	HOUSTON	4-4	0	1-1	0	13	0-0	2-2	0-0	2-2	0-0	49	4-4	100.0
12-18	at St. Louis	2-2	0	2-2	0	8	0-0	1-1	0-0	1-1	0-0	41	2-2	100.0
12-24	ARIZONA	3-5	0	2-2	0	11	0-0	1-1	1-2	1-2	0-0	41	3-5	60.0
1-1	BALTIMORE	3-4	0	1-1	0	10	0-0	1-1	0-1	2-2	0-0	46	3-4	75.0
<b>Postseason</b>														
1-7	at Houston	1-2	0	1-1	0	4	0-0	0-0	1-1	0-0	0-1	37	1-2	50.0
<b>2012 / CINCINNATI</b>														
9-10	at Baltimore	2-2	0	1-1	0	7	1-1	0-0	1-1	0-0	0-0	34	2-2	100.0
9-16	CLEVELAND	2-2	0	4-4	0	10	0-0	0-0	2-2	0-0	0-0	39	2-2	100.0
9-23	at Washington	1-1	0	5-5	0	8	0-0	0-0	0-0	1-1	0-0	47	1-1	100.0
9-30	at Jacksonville	2-2	0	3-3	0	9	0-0	0-0	2-2	0-0	0-0	35	2-2	100.0
10-7	MIAMI	2-3	0	1-1	0	7	0-0	1-1	0-0	1-2	0-0	42	2-3	66.7
10-14	at Cleveland	1-1	0	3-3	0	6	0-0	0-0	0-0	1-1	0-0	44	1-1	100.0
10-21	PITTSBURGH	1-1	0	2-2	0	5	0-0	0-0	0-0	1-1	0-0	48	1-1	100.0
10-28	— BYE —													
11-4	DENVER	3-4	0	2-2	0	11	0-0	1-1	0-0	2-3	0-0	49	3-4	75.0
11-11	N.Y. GIANTS	1-1	0	4-4	0	7	0-0	1-1	0-0	0-0	0-0	28	1-1	100.0
11-18	at Kansas City	0-1	0	4-4	0	4	0-0	0-0	0-0	0-0	0-1	—	0-1	0.0
11-25	OAKLAND	2-3	0	4-4	0	10	0-0	1-1	0-0	0-1	1-1	55	2-3	66.7
12-2	at San Diego	2-2	0	2-2	0	8	1-1	1-1	0-0	0-0	0-0	24	2-2	100.0
12-9	DALLAS													
12-13	at Philadelphia													
12-23	at Pittsburgh													
12-30	BALTIMORE													
<b>Postseason</b>														
1-5	at Houston													
<b>2013 / CINCINNATI</b>														
9-8	at Chicago	0-0	0	3-3	0	3	0-0	0-0	0-0	0-0	0-0	—	0-0	—
9-16	PITTSBURGH	2-2	0	2-2	0	8	0-0	1-1	0-0	1-1	0-0	41	2-2	100.0
9-22	GREEN BAY	0-1	0	4-5	1	4	0-0	0-0	0-0	0-0	0-1	—	0-1	0.0
9-29	at Cleveland	2-2	0	0-0	0	6	0-0	1-1	0-0	1-1	0-0	43	2-2	100.0
10-6	NEW ENGLAND	2-2	0	1-1	0	7	0-0	0-0	1-1	0-0	1-1	50	2-2	100.0
10-13	at Buffalo	2-3	0	3-3	0	9	0-0	0-0	0-1	2-2	0-0	46	2-3	66.7
10-20	at Detroit	2-3	0	3-3	0	9	0-0	0-0	0-0	1-2	1-1	54	2-3	66.7
10-27	N.Y. JETS	0-0	0	7-7	0	7	0-0	0-0	0-0	0-0	0-0	—	0-0	—
10-31	at Miami	2-2	0	2-2	0	8	0-0	0-0	1-1	0-0	1-1	54	2-2	100.0
11-10	at Baltimore	1-2	0	2-2	0	5	0-0	0-0	1-1	0-1	0-0	32	1-2	50.0
11-17	CLEVELAND	2-2	0	5-5	0	11	0-0	0-0	1-1	1-1	0-0	41	2-2	100.0
11-24	— BYE —													
12-1	at San Diego	1-1	0	2-2	0	5	0-0	0-0	0-0	1-1	0-0	46	1-1	100.0
12-8	INDIANAPOLIS	0-0	0	6-6	0	6	0-0	0-0	0-0	0-0	0-0	—	0-0	—
12-15	at Pittsburgh	0-0	0	2-2	0	2	0-0	0-0	0-0	0-0	0-0	—	0-0	—
12-22	MINNESOTA	0-0	0	6-6	0	6	0-0	0-0	0-0	0-0	0-0	—	0-0	—
12-29	BALTIMORE	2-2	0	4-4	0	10	0-0	0-0	2-2	0-0	0-0	39	2-2	100.0
<b>Postseason</b>														
1-5	SAN DIEGO	1-1	0	1-1	0	4	0-0	0-0	0-0	1-1	0-0	46	1-1	100.0
<b>2014 / CINCINNATI</b>														
9-7	at Baltimore	5-6	1	0-0	0	15	0-0	2-2	1-1	2-3	0-0	49	5-6	83.3
9-14	ATLANTA	1-4	0	3-3	0	6	0-0	0-0	1-2	0-1	0-1	31	1-4	25.0
9-21	TENNESSEE	1-1	0	4-4	0	7	0-0	1-1	0-0	0-0	0-0	29	1-1	100.0
9-28	— BYE —													
10-5	at New England	1-2	0	2-2	0	5	0-0	1-1	0-0	0-0	0-1	23	1-2	50.0
10-12	CAROLINA	3-4	0	4-4	0	13	0-0	0-0	1-2	2-2	0-0	44	3-4	75.0
10-19	at Indianapolis	0-0	0	0-0	0	0	0-0	0-0	0-0	0-0	0-0	—	0-0	—
10-26	BALTIMORE	2-2	0	3-3	0	9	0-0	0-0	2-2	0-0	0-0	33	2-2	100.0
11-2	JACKSONVILLE	1-1	0	4-4	0	7	0-0	0-0	1-1	0-0	0-0	31	1-1	100.0
11-6	CLEVELAND	1-1	0	0-0	0	3	0-0	0-0	0-0	1-1	0-0	43	1-1	100.0
11-16	at New Orleans	2-2	0	3-3	0	9	0-0	1-1	0-0	1-1	0-0	42	2-2	100.0
11-23	at Houston	2-2	0	2-2	0	8	0-0	0-0	1-1	1-1	0-0	49	2-2	100.0
11-30	at Tampa Bay	0-0	0	2-2	0	2	0-0	0-0	0-0	0-0	0-0	—	0-0	—
12-7	PITTSBURGH	0-0	0	3-3	0	3	0-0	0-0	0-0	0-0	0-0	—	0-0	—
12-14	at Cleveland	3-3	0	3-3	0	12	0-0	0-0	1-1	2-2	0-0	44	3-3	100.0
12-22	DENVER	3-3	0	4-4	0	13	0-0	1-1	1-1	1-1	0-0	49	3-3	100.0
12-28	at Pittsburgh	1-2	0	2-2	0	5	0-0	0-0	1-1	0-0	0-1	39	1-2	50.0
<b>Postseason</b>														
1-4	at Indianapolis	1-1	0	1-1	0	4	0-0	0-0	0-0	0-0	1-1	57	1-1	100.0

		SCORING					FIELD GOALS								
DATE	OPPONENT	FG-FGA	BFG	XP-XPA	BXP	PTS	1-19	20-29	30-39	40-49	50+	LG	TOT	FG%	
2015 / CINCINNATI															
9-13	at Oakland	2-2	0	3-4	1	9	0-0	0-0	2-2	0-0	0-0	35	2-2	100.0	
9-20	SAN DIEGO	1-2	0	3-3	0	6	0-0	1-1	0-1	0-0	0-0	21	1-2	50.0	
9-27	at Baltimore	0-0	0	4-4	0	4	0-0	0-0	0-0	0-0	0-0	—	0-0	—	
10-4	KANSAS CITY	0-1	0	4-4	0	4	0-0	0-0	0-0	0-1	0-0	—	0-1	0.0	
10-11	SEATTLE	2-2	0	3-3	0	9	0-0	0-0	1-1	1-1	0-0	42	2-2	100.0	
10-18	at Buffalo	2-2	0	4-4	0	10	0-0	0-0	1-1	1-1	0-0	47	2-2	100.0	
10-25	— BYE —														
11-1	at Pittsburgh	3-4	1	1-1	0	10	0-0	0-0	0-0	3-4	0-0	45	3-4	75.0	
11-5	CLEVELAND	1-1	0	4-4	0	7	0-0	1-1	0-0	0-0	0-0	28	1-1	100.0	
11-16	HOUSTON	2-2	0	0-0	0	6	0-0	0-0	1-1	1-1	0-0	42	2-2	100.0	
11-22	at Arizona	1-1	0	4-4	0	7	0-0	0-0	0-0	1-1	0-0	43	1-1	100.0	
11-29	ST. LOUIS	1-1	0	4-4	0	7	0-0	1-1	0-0	0-0	0-0	21	1-1	100.0	
12-6	at Cleveland	3-3	0	4-4	0	13	0-0	1-1	0-0	2-2	0-0	44	3-3	100.0	
12-13	PITTSBURGH	2-3	0	2-2	0	8	0-0	1-1	0-0	1-1	0-1	46	2-3	66.7	
12-20	at San Francisco	1-1	0	3-3	0	6	0-0	1-1	0-0	0-0	0-0	22	1-1	100.0	
12-28	at Denver	1-2	0	2-2	0	5	0-0	0-0	0-0	0-1	1-1	52	1-2	50.0	
1-3	BALTIMORE	1-1	0	3-3	0	6	0-0	0-0	0-0	0-0	1-1	52	1-1	100.0	
Postseason															
1-9	PITTSBURGH	1-1	0	1-1	0	4	0-0	0-0	1-1	0-0	0-0	36	1-1	100.0	



## OGBUEHI, CEDRIC

OT #70

**Height:** 6-5  
**Weight:** 310  
**College:** Texas A&M  
**Experience:** 2nd-year player in 2016

**2015 games-starts:** 5-0  
**Career games-starts:** 5-0  
**Born:** 4-25-92  
**Hometown:** Allen, Texas  
**Acquired:** D1'15

*Bengals top 2015 draft choice is an exceptionally gifted athlete on the offensive line, and he made his NFL debut in season's last five games and the Wild Card playoff, after completing rehab from knee injury (ACL tear) suffered in December 2014 while playing for Texas A&M ... Was cleared after Week 9 to begin practicing, was added to roster for Week 12 and made debut in Week 13 at Cleveland ... Projects as a pro as prime contender for crucial pass protection position of LOT, where he played as a senior at Texas A&M ... Was seen as a possible top-five pick in the first round of draft before he suffered knee injury Aggies' Liberty Bowl game, and Bengals were willing to await his recovery, taking him with 21st overall selection.*

**Career transactions:** Selected by Cincinnati in first round of 2015 NFL Draft (21st overall) ... Signed with Bengals on 6-11-15.

**2015 recap:** Did not play or practice in preseason ... On Reserve/Non-Football Injury list for Games 1-10 ... Cleared Nov. 10 to begin practicing, and was activated to roster prior to Nov. 29 game vs. St. Louis ... Game-day inactive against the Rams, and played in Games 12-16 and Wild Card playoff ... In his NFL debut Dec. 6 at Cleveland, on his first snap, was in lineup as an extra blocker for a one-yard TD run by Jeremy Hill in third quarter ... Saw action as "big tight end," an extra blocker and eligible receiver, on selected plays.

**Athletic, but tough, too:** In his final college game, the 2014 Liberty Bowl, Ogbuehi played approximately two full quarters after suffering a major knee injury (ACL tear). "Yeah, I finished the game off," he recalls. "They thought it was a sprained MCL, so I kept playing. Then I got an MRI and it showed the torn ACL."

**More college highlights:** Played four seasons (2011-14) at Texas A&M, with a redshirt year in 2010 ... Played in 47 games, with 43 starts ... Played G and both OT positions during career ... Aggies went 35-17 during his career,

with a 4-0 record in bowls ... As a senior, provided protection for passing attack that led SEC in passing yards and TDs, and team ranked No. 5 nationally in scoring and total offense ... Excelled against some of college football's top pass rushers in the rugged SEC, and earned first-team All-America nod from Walter Camp Foundation, in his first year switching from ROT to LOT ... In 2013, blocked for offense that ranked in Top 10 nationally in in scoring, passing and total yards, and Aggies led SEC in scoring, passing and total offense for second straight season ... Started all 13 games at G for 11-2 team in 2012, providing protection for Heisman Trophy QB Johnny Manziel ... 2012 team finished with No. 5 national ranking after 41-13 Cotton Bowl win over Oklahoma.

**High school:** Attended Allen (Texas) High School, where as a senior he earned second-team all-state and U.S. Army All-American ... Helped offense average more than 466 yards per game and allow only one sack ... Was Associated Press First-Team All-State selection as a junior.

**Personal:** Hometown is Allen, Texas, 30 miles north of Dallas ... Earned bachelor's degree from Texas A&M in August 2014 in recreation, parks and tourism sciences ... Last name is pronounced "o-BWAY-hee."

### CEDRIC OGBUEHI'S STATISTICS

#### GAMES-STARTS


YEAR	TEAM	GAMES	STARTS
2015	Cincinnati.....	5	0
CAREER		5	0

#### POSTSEASON

#### GAMES-STARTS

YEAR	TEAM	GAMES	STARTS
2015	Cincinnati.....	1	0
CAREER		1	0





## PEERMAN, CEDRIC

**HB #30****Height:** 5-10**Weight:** 212**College:** Virginia**Experience:** 7th-year player in 2016**2015 games-starts:** 16-0**Career games-starts:** 86-1**Born:** 10-10-86**Hometown:** Gladys, Va.**Acquired:** W(Det.)'10

*A sixth-year NFL player in 2015, Peerman was again a special teams standout and earned his first Pro Bowl selection, added to roster for the game after being voted a first alternate ... Led Bengals by six in special teams tackles (17), leading team for second straight season, and his 13 solo tackles led Bengals to a No. 3 NFL ranking in opponents' average drive start on kickoffs (20.2 yard-line) ... Has 69 career special teams stops for Cincinnati ... Also has been productive on offense when opportunity has come his way ... In 2012, he averaged 7.2 yards on 36 rushes ... Entered NFL in 2009 as Baltimore draftee, and played briefly in '09 for Detroit.*

**Career transactions:** Selected by Baltimore in sixth round of 2009 NFL Draft (185th overall) ... Signed with Ravens on 6-17-09 ... Waived by Ravens on 9-5-09 ... Acquired on waivers by Cleveland on 9-6-09 ... Waived by Browns on 9-26-09 ... Signed to Browns practice squad on 9-29-09 ... Released from Browns practice squad on 10-27-09 ... Signed to Detroit practice squad on 10-30-09 ... Signed to Lions roster on 12-15-09 ... Waived by Lions on 4-25-10 ... Acquired on waivers by Cincinnati on 4-27-10 ... Re-signed with Bengals as exclusive rights player on 7-29-11 ... Re-signed with Bengals as exclusive rights player on 3-12-12 ... Re-signed with Bengals on 3-7-13 ... Re-signed with Bengals as unrestricted free agent on 4-9-15.

**Pro Bowl participation:** Earned his first Pro Bowl nod for 2015 season game in Honolulu, added to roster as special teamer after finishing as first alternate in initial voting ... Played for Team Rice (no statistics).

**2015 highlights:** Played in Games 1-16 and in Wild Card playoff (no offensive touches) ... His 17 special teams tackles led team by six, and he posted two tackles on defense, from a stop and forced fumble defending a fake punt ... Two special teams tackles Sept. 13 at Oakland ... On Sept. 27 at Baltimore, forced a fumble on a fake punt run by Anthony Levine Sr., but Levine recovered for a first down ... Two special teams tackles on Oct. 18 at Buffalo ... On Nov. 1 at Pittsburgh, recorded two special teams tackles, nailing kickoff returners with solo tackles at the 10 and 15-yard lines ... Two special teams stops Nov. 29 vs. St. Louis ... Returned kickoff 20 yards to Bengals 20 on Dec. 6 at Cleveland ... Season-best four special teams stops Jan. 3 vs. Baltimore.

**Previous seasons:** **2009**—In preseason for Baltimore, rushed 14-for-40 with a TD and had four receptions for 42 yards ... Joined Cleveland at start of regular season, and was inactive for Browns for Games 1-2 ... Spent time on Browns and Lions practice squads before playing (no statistics) in Games 14-15 for Detroit. **2010**—Acquired by Bengals on waivers from Detroit on April 27 ... On Bengals roster for full season, playing in seven games ... In preseason, led Bengals in rushing yards (201) and yards per carry (6.5), and his 93-yard TD sprint on Sept. 2 at Indianapolis was NFL's longest 2010 preseason scrimmage gain. **2011**—Played in 15 Bengals games plus Wild Card playoff, seeing brief action on offense and tying for second on team in special teams tackles (13) ... Two special teams tackles Oct. 16 vs. Indianapolis, and had key block on 33-

yard Brandon Tate punt return that set up TD ... Team-leading three special teams tackles Nov. 13 vs. Pittsburgh. **2012**—Played in 14 games (Games 1-12 and 15-16), and in Wild Card playoff ... Inactive for Games 13-14, due to ankle injury ... Rushed 36-for-258 (including two-for-80 on fake punts), with one TD ... Also had career highs of nine receptions and 85 yards ... Fourth on team in special teams tackles (nine) ... On Sept. 30 at Jacksonville, took direct snap as an upback on a fake punt and ran 48 yards to Jaguars 18, setting up a Bengals TD ... On Oct. 14 at Cleveland, logged team-leading eight receptions for 76 yards (second on team), with one rush for seven yards ... Only rush Oct. 21 vs. Pittsburgh was a five-yard TD, his first career score ... On Nov. 18 at Kansas City, his 32-yard run on a fake punt extended first-quarter TD drive for a 7-3 lead, and he finished game with career-best 75 rushing yards (on eight carries) ... Rushed eight-for-61 (7.6) on Nov. 25 vs. Oakland, including a 31-yarder to Raiders five that set up TD. **2013**—Played in Games 1-16 and in Wild Card playoff ... Ranked fourth on team in special teams tackles (10) for the regular season, and rushed eight-for-17 ... Four KORs, for 16.5 average ... On Sept. 22 vs. Green Bay, preserved a Bengals possession with recovery of Brandon Tate fumble on KOR in third quarter ... On Oct. 6 vs. New England, dropped Leon Washington with a solo tackle at the New England 13 on game's opening kickoff ... Had a 23-yard KOR in Wild Card playoff on 1-5-14 vs. San Diego. **2014**—Played in Games 1-16 and in Wild Card playoff ... Led team with 15 special teams tackles ... Rushed 15-for-43 and had three catches for 27 yards ... Rushed five-for-15 and had two special teams tackles on Sept. 21 vs. Tennessee, and downed a punt at Titans two, leading to a safety for Bengals ... Rushed five-for-nine, caught two-for-22 and had two special teams tackles on Nov. 2 vs. Jacksonville ... Rushed two-for-21 on Nov. 16 at New Orleans and had a special teams tackle ... Led team with three special teams tackles on Dec. 14 at Cleveland, highest single-game total for a Bengals player on the season ... Suffered concussion in first quarter on Dec. 28 at Pittsburgh, but was cleared for Wild Card playoff on 1-4-15 at Indianapolis and had two special teams tackles.

**College:** Played four seasons (2005-08) at Virginia, posting 10th-best all-purpose yards total (3349) in Cavaliers history ... Played 41 games with 18 starts ... Totaled 1749 career rushing yards, with 4.6 average, and scored 15 TDs ... Was 67-for-344 receiving (5.1) with a TD, and averaged 25.1 yards on 50 KORs ... Redshirted (did not play) in 2004.

**Personal:** Born in Lynchburg, Va. ... Attended William Campbell High School in Gladys, Va., where he scored a state-record 708 points, including 112 TDs ... Named Virginia prep player of the year as a senior ... Won state titles in track in the 100 meters as a prep junior and senior ... Is licensed as a minister ... enjoys fishing, hunting and working on cars.

**NOTE ABOUT NFL EXPERIENCE:** Peerman did not earn an accrued year of experience toward NFL free agency in 2009 because he was not on a 53-player roster, a Reserve/Injured list or a Reserve/Physically Unable to Perform list for the required minimum of six games that season.

### CEDRIC PEERMAN'S STATISTICS

YEAR	TEAM	G-S	RUSHING					RECEIVING					SCORING					
			ATT	YDS	AVG	LG	TD	NO	YDS	AVG	LG	TD	TD	TD-R	TD-P	TD-Rt	2-PtC	PTS
2009	Cleveland	0-0	DID NOT PLAY*					DID NOT PLAY*					DID NOT PLAY*					
	Detroit	2-0	0	0	—	—	0	0	0	—	—	0	0	0	0	0	0	0
2010	Cincinnati	7-0	2	1	0.5	1	0	1	11	11.0	11	0	0	0	0	0	0	0
2011	Cincinnati	15-0	3	15	5.0	11	0	0	0	—	—	0	0	0	0	0	0	0
2012	Cincinnati	14-1	36	258	7.2	48	1	9	85	9.4	16	0	1	1	0	0	0	6
2013	Cincinnati	16-0	8	17	2.1	5	0	0	0	—	—	0	0	0	0	0	0	0
2014	Cincinnati	16-0	15	43	2.9	21	0	3	27	9.0	17	0	0	0	0	0	0	0
2015	Cincinnati	16-0	0	0	—	—	0	0	0	—	—	0	0	0	0	0	0	0
CLE. TOTALS			0	0	—	—	0	0	0	—	—	0	0	0	0	0	0	0
DET. TOTALS			0	0	—	—	0	0	0	—	—	0	0	0	0	0	0	0
CIN. TOTALS			64	334	5.2	48	1	13	123	9.5	17	0	1	1	0	0	0	6
CAREER			86-1	64	334	5.2	48	1	13	123	9.5	17	1	1	0	0	0	6

YEAR	TEAM	SPECIAL TEAMS								KICKOFF RETURNS						PUNT RETURNS					
		ST	AT	TT	FF	FR-YDS	BP	BFG	BXP	NO	YDS	AVG	FC	LG	TD	NO	YDS	AVG	FC	LG	TD
2010	Cincinnati	4	1	5	0	0-0	0	0	0	0	0	—	0	—	0	—	—	—	—	—	—
2011	Cincinnati	12	1	13	0	0-0	0	0	0	1	10	10.0	0	10	0	—	—	—	—	—	—
2012	Cincinnati	8	1	9	0	0-0	0	0	0	2	37	18.5	0	19	0	—	—	—	—	—	—
2013	Cincinnati	8	2	10	0	0-0	0	0	0	4	66	16.5	1	26	0	—	—	—	—	—	—
2014	Cincinnati	14	1	15	0	0-0	0	0	0	0	0	—	0	—	0	—	—	—	—	—	—
2015	Cincinnati	13	4	17	0	0-0	0	0	0	4	44	11.0	0	20	0	—	—	—	—	—	—
CAREER		59	10	69	0	0-0	0	0	0	11	157	14.3	1	26	0	—	—	—	—	—	—

ADDITIONAL STATISTICS: In 2015, Peerman recorded a forced fumble and two tackles on a single play (one of the tackles was credited for the forced fumble itself, and the other for tackling the fumble recoverer during his return). The opponent had lined up in a fake punt formation on the play, but since the opponent did not actually punt, Peerman's forced fumble and two tackles were scored as defensive statistics rather than special teams statistics.

RUSHING SINGLE-GAME HIGHS: ATTEMPTS—8 (two times; most recently for Cincinnati on 11-25-12 vs. Oakland). YARDS—75 (for Cincinnati; 11-18-12 at Kansas City). LONG—48 (for Cincinnati; 9-30-12 at Jacksonville). TOUCHDOWNS—1 (for Cincinnati; 10-21-12 vs. Pittsburgh).

RECEIVING SINGLE-GAME HIGHS: RECEPTIONS—8 (for Cincinnati; 10-14-12 at Cleveland). YARDS—76 (for Cincinnati; 10-14-12 at Cleveland). LONG—17 (for Cincinnati; 11-2-14 vs. Jacksonville). TOUCHDOWNS—(none).

KICKOFF RETURN SINGLE-GAME HIGHS: RETURNS—1 (eleven times; most recently for Cincinnati on 1-3-16 vs. Baltimore). YARDS—26 (for Cincinnati; 12-29-13 vs. Baltimore). LONG—26 (for Cincinnati; 12-29-13 vs. Baltimore). TOUCHDOWNS—(none).

## POSTSEASON

			RUSHING					RECEIVING					SCORING					
YEAR	TEAM	G-S	ATT	YDS	AVG	LG	TD	NO	YDS	AVG	LG	TD	TD	TD-R	TD-P	TD-Rt	2-PtC	PTS
2011	Cincinnati	1-0	0	0	—	—	0	—	—	—	—	—	—	—	—	—	—	—
2012	Cincinnati	1-0	0	0	—	—	0	—	—	—	—	—	—	—	—	—	—	—
2013	Cincinnati	1-0	0	0	—	—	0	—	—	—	—	—	—	—	—	—	—	—
2014	Cincinnati	1-0	0	0	—	—	0	—	—	—	—	—	—	—	—	—	—	—
2015	Cincinnati	1-0	0	0	—	—	0	—	—	—	—	—	—	—	—	—	—	—
CAREER		5-0	0	0	—	—	0	—	—	—	—	—	—	—	—	—	—	—

YEAR	TEAM	SPECIAL TEAMS								KICKOFF RETURNS						PUNT RETURNS					
		ST	AT	TT	FF	FR-YDS	BP	BFG	BXP	NO	YDS	AVG	FC	LG	TD	NO	YDS	AVG	FC	LG	TD
2012	Cincinnati	1	0	1	0	0-0	0	0	0	1	10	10.0	0	10	0	—	—	—	—	—	—
2013	Cincinnati	0	0	0	0	0-0	0	0	0	1	23	23.0	0	23	0	—	—	—	—	—	—
2014	Cincinnati	0	2	2	0	0-0	0	0	0	0	0	—	0	—	0	—	—	—	—	—	—
CAREER		1	2	3	0	0-0	0	0	0	2	33	16.5	0	23	0	—	—	—	—	—	—

\* NOTE: Peerman was inactive for two regular-season games and on the practice squad for four regular-season games with Cleveland in 2009.

## 2015 REGULAR-SEASON GAME-BY-GAME

DATE	OPPONENT	RUSHING					RECEIVING				
		ATT	YDS	AVG	LG	TD	NO	YDS	AVG	LG	TD
9-13	at Oakland	0	0	—	—	0	—	—	—	—	—
9-20	SAN DIEGO	0	0	—	—	0	—	—	—	—	—
9-27	at Baltimore	0	0	—	—	0	—	—	—	—	—
10-4	KANSAS CITY	0	0	—	—	0	—	—	—	—	—
10-11	SEATTLE	0	0	—	—	0	—	—	—	—	—
10-18	at Buffalo	0	0	—	—	0	—	—	—	—	—
10-25	— BYE —										
11-1	at Pittsburgh	0	0	—	—	0	—	—	—	—	—
11-5	CLEVELAND	0	0	—	—	0	—	—	—	—	—
11-16	HOUSTON	0	0	—	—	0	—	—	—	—	—
11-22	at Arizona	0	0	—	—	0	—	—	—	—	—
11-29	ST. LOUIS	0	0	—	—	0	—	—	—	—	—
12-6	at Cleveland	0	0	—	—	0	—	—	—	—	—
12-13	PITTSBURGH	0	0	—	—	0	—	—	—	—	—
12-20	at San Francisco	0	0	—	—	0	—	—	—	—	—
12-28	at Denver	0	0	—	—	0	—	—	—	—	—
1-3	BALTIMORE	0	0	—	—	0	—	—	—	—	—
TOTALS		0	0	—	—	0	—	—	—	—	—

DATE	OPPONENT	SPECIAL TEAMS								KICKOFF RETURNS						PUNT RETURNS					
		ST	AT	TT	FF	FR-YDS	BP	BFG	BXP	NO	YDS	AVG	FC	LG	TD	NO	YDS	AVG	FC	LG	TD
9-13	at Oakland	2	0	2	0	0-0	0	0	0	0	0	—	0	—	0	—	—	—	—	—	—
9-20	SAN DIEGO	0	1	1	0	0-0	0	0	0	0	0	—	0	—	0	—	—	—	—	—	—
9-27	at Baltimore	0	0	0	0	0-0	0	0	0	0	0	—	0	—	0	—	—	—	—	—	—
10-4	KANSAS CITY	1	0	1	0	0-0	0	0	0	0	0	—	0	—	0	—	—	—	—	—	—
10-11	SEATTLE	0	0	0	0	0-0	0	0	0	0	0	—	0	—	0	—	—	—	—	—	—
10-18	at Buffalo	2	0	2	0	0-0	0	0	0	1	7	7.0	0	7	0	—	—	—	—	—	—
10-25	— BYE —																				
11-1	at Pittsburgh	2	0	2	0	0-0	0	0	0	0	0	—	0	—	0	—	—	—	—	—	—
11-5	CLEVELAND	1	0	1	0	0-0	0	0	0	0	0	—	0	—	0	—	—	—	—	—	—
11-16	HOUSTON	0	0	0	0	0-0	0	0	0	0	0	—	0	—	0	—	—	—	—	—	—
11-22	at Arizona	1	0	1	0	0-0	0	0	0	0	0	—	0	—	0	—	—	—	—	—	—
11-29	ST. LOUIS	1	1	2	0	0-0	0	0	0	0	0	—	0	—	0	—	—	—	—	—	—
12-6	at Cleveland	0	0	0	0	0-0	0	0	0	1	20	20.0	0	20	0	—	—	—	—	—	—
12-13	PITTSBURGH	0	0	0	0	0-0	0	0	0	0	0	—	0	—	0	—	—	—	—	—	—
12-20	at San Francisco	0	0	0	0	0-0	0	0	0	0	0	—	0	—	0	—	—	—	—	—	—
12-28	at Denver	1	0	1	0	0-0	0	0	0	1	5	5.0	0	5	0	—	—	—	—	—	—
1-3	BALTIMORE	2	2	4	0	0-0	0	0	0	1	12	12.0	0	12	0	—	—	—	—	—	—
TOTALS		13	4	17	0	0-0	0	0	0	4	44	11.0	0	20	0	—	—	—	—	—	—



# PEKO, DOMATA

DT #94

**Height:** 6-3  
**Weight:** 325  
**College:** Michigan State  
**Experience:** 11th-year player in 2016

**2015 games-starts:** 16-16  
**Career games-starts:** 155-140  
**Born:** 11-27-84  
**Hometown:** Pago Pago (American Samoa)  
**Acquired:** D4'06

*A Bengals team leader on and off field, Peko has played all 10 of his NFL seasons with Cincinnati ... Known throughout his career as a strong run-stopper, and in 2015 he posted a career-high for sacks (five) ... Has played in 102 consecutive Bengals games (including postseason), longest streak on current roster for an offensive or defensive player ... Had 101 consecutive starts through the end of the 2015 regular season, but that streak was snapped when Wild Card playoff game vs. Pittsburgh saw him on sidelines for first play, as defense opened in a nickel front ... Has led line in tackles in four seasons ... Occasionally utilized on offense as lead blocker out of backfield on short-yardage plays.*

**Career transactions:** Selected by Cincinnati in fourth round of 2006 NFL Draft (123rd overall) ... Signed with Bengals on 7-28-06 ... Signed contract extension with Bengals on 6-12-08 ... Signed contract extension with Bengals on 3-27-14.

**2015 highlights:** Started Games 1-16, with 35 tackles, five sacks and one pass defended ... Played but did not start in Wild Card playoff ... On Sept. 13 at Oakland, his push helped LB Rey Maualuga stop HB Latavius Murray for no gain on fourth-and-one from the Oakland 45 in the second quarter ... On Oct. 4 vs. Kansas City, sacked Alex Smith twice, for losses of three and eight yards in the second quarter, the second two-sack game of his career ... His three tackles Nov. 16 vs. Houston included two-yard sack of Brian Hoyer in third quarter ... Had a 10-yard sack of Austin Davis in third quarter Dec. 6 at Cleveland ... Had a nine-yard sack of Blaine Gabbert among his three tackles Dec. 20 at San Francisco ... Two tackles Dec. 28 at Denver ... Two tackles Jan. 3 vs. Baltimore.

**Previous seasons:** **2006**—Played in every game in D-line rotation as a rookie, and made one start, Nov. 30 vs. Baltimore, subbing for injured John Thornton ... On Oct. 29 vs. Atlanta, had a season-high seven tackles that included a shared sack of Michael Vick ... Had his biggest impact game Dec. 24 at Denver, as his six tackles included two sacks, and he added a forced fumble that Bengals recovered, setting up TD drive. **2007**—Started every game at LDT ... On Oct. 21 vs. N.Y. Jets, his fumble recovery on an aborted shotgun snap gave Bengals possession at midfield in fourth quarter, setting up TD drive that helped secure win ... Had a season-high eight tackles Dec. 15 at San Francisco, including shared sack against Shaun Hill. **2008**—Led line with career-best 108 tackles, ranked third on team ... Led team in tackles-for-loss (six) ... Line-leading nine stops in shutout win Dec. 21 at Cleveland. **2009**—Started Games 1-11 at LDT, battling knee injuries in several games ... Injuries eventually sidelined him for last five games, but he came back to start in Wild Card playoff on 1-9-10 vs. N.Y. Jets ... Voted by team as one of two defensive captains ... On offense Oct. 25 vs. Chicago, provided key block on Cedric Benson one-yard TD run in fourth quarter. **2010**—Voted by teammates as one of two defensive captains, and started every game at NT ... Four tackles Oct. 8 vs. Pittsburgh, including one for loss, and was lead blocker on one-yard TD run by Cedric Benson. **2011**—

Credited with major leadership role in helping keep together during long lockout that preceded training camp ... His 91 regular-season tackles ranked fourth on team, and he had 2.5 sacks ... On Sept. 18 at Denver, had seven tackles and recovered a Kyle Orton fumble at Broncos 14, setting up a FG ... Led line with eight tackles Dec. 4 at Pittsburgh, and had his first solo sack of season, dropping Ben Roethlisberger for five-yard loss ... In offensive role Dec. 18 at St. Louis, helped clear way for a four-yard Cedric Benson TD in fourth quarter ... Led line and tied for team lead Dec. 24 vs. Arizona with six tackles, including an 11-yard sack of John Skelton ... Had line-leading eight tackles (second on team) in Wild Card playoff 1-7-12 at Houston. **2012**—In addition to line-leading 80 tackles (fourth on team), had two sacks, three passes defended and a fumble recovery ... Logged five QB pressures and four tackles-for-loss ... Five tackles Sept. 30 at Jacksonville, including a sack of Blaine Gabbert on game's first play from scrimmage ... On Oct. 14 at Cleveland, had nine tackles, season-high by a D-lineman (breaking his mark of eight set previous week) ... On Nov. 25 vs. Oakland, his pressure on QB Carson Palmer helped lead to an INT by teammate Chris Crocker ... On Dec. 13 at Philadelphia, recovered a fumble on Eagles' first drive, setting up a Bengals TD drive ... Led line in tackles (nine) in Wild Card playoff on 1-5-13 at Houston. **2013**—Started at NT in Games 1-16 and in Wild Card playoff, with 72 tackles (second on line), three sacks (career-high) and five QB pressures ... His three tackles Sept. 22 vs. Green Bay included six-yard sack of Aaron Rodgers during Bengals' comeback in fourth quarter ... Recorded four tackles, including a seven-yard sack of Thad Lewis, Oct. 13 at Buffalo ... Led line with seven tackles and had one QB pressure Dec. 1 at San Diego ... Led line with personal season-high nine tackles Dec. 29 vs. Baltimore. **2014**—Started at DT in Games 1-16 and Wild Card playoff ... Ranked third on line in regular season with 46 tackles (two for loss), including one sack ... Sacked Andrew Luck on Oct. 19 at Indianapolis ... On Nov. 23 at Houston, was major part of defensive line push which caused Texans RB Alfred Blue to trip over a backpedaling offensive lineman in the end zone and be tackled by DT Geno Atkins for a safety.

**College:** Played at Michigan State in 2004 and '05, after spending '02-03 at College of the Canyons (Santa Clarita, Calif.) ... Played as a reserve for Michigan State in '04, and broke out as a senior, starting every game at LDT ... Posted 53 tackles as a senior, with a sack, two fumble recoveries, a forced fumble and a blocked PAT ... Had one of '05 college season's most publicized plays, a 74-yard fumble return for a TD vs. Michigan that tied score in fourth quarter before Michigan pulled out 34-31 OT win.


**Personal:** Hometown is Pago Pago, American Samoa ... Played both offensive and defensive line at Samoana High School ... Married (wife Anna), with two sons, Domata Jr. and Joseph ... Brother, Tupe, played OL at Michigan State and played in NFL with Indianapolis Colts ... Sociology major at Michigan State ... Enjoys Reggae music and playing the guitar ... First name is pronounced "DOE-mah-tah" and last name is pronounced "PECK-o."

## DOMATA PEKO'S STATISTICS

YEAR	TEAM	G-S	DEFENSE							INTERCEPTIONS					SCORING				
			ST	AT	TT	SKS-YDS	PD	FF	FR-YDS	NO	YDS	AVG	LG	TD	TD	TD-IntRt	TD-FRRt	S	PTS
2006	Cincinnati	16-1	23	26	49	2.5-19	0	1	0-0	—	—	—	—	—	—	—	—	—	—
2007	Cincinnati	16-16	37	28	65	1.5-3.5	1	0	1-0	—	—	—	—	—	—	—	—	—	—
2008	Cincinnati	16-16	48	60	108	0.5-0.5	3	0	0-0	—	—	—	—	—	—	—	—	—	—
2009	Cincinnati	11-11	11	20	31	0-0	0	0	0-0	—	—	—	—	—	—	—	—	—	—
2010	Cincinnati	16-16	29	42	71	0.5-4	1	0	0-0	—	—	—	—	—	—	—	—	—	—
2011	Cincinnati	16-16	49	42	91	2.5-19	1	1	1-0	—	—	—	—	—	—	—	—	—	—
2012	Cincinnati	16-16	32	48	80	2-14	3	0	1-0	—	—	—	—	—	—	—	—	—	—
2013	Cincinnati	16-16	33	39	72	3-16.5	0	0	0-0	—	—	—	—	—	—	—	—	—	—
2014	Cincinnati	16-16	26	20	46	1-0	0	0	0-0	—	—	—	—	—	—	—	—	—	—
2015	Cincinnati	16-16	17	18	35	5-32	1	0	0-0	—	—	—	—	—	—	—	—	—	—
CAREER		155-140	305	343	648	18.5-108.5	10	2	3-0	—	—	—	—	—	—	—	—	—	—

POSTSEASON																			
			DEFENSE							INTERCEPTIONS					SCORING				
YEAR	TEAM	G-S	ST	AT	TT	SKS-YDS	PD	FF	FR-YDS	NO	YDS	AVG	LG	TD	TD	TD-IntRt	TD-FRRt	S	PTS
2009	Cincinnati	1-1	3	3	6	0-0	0	0	0-0	—	—	—	—	—	—	—	—	—	—
2011	Cincinnati	1-1	5	3	8	0-0	0	0	0-0	—	—	—	—	—	—	—	—	—	—
2012	Cincinnati	1-1	1	8	9	0-0	0	0	0-0	—	—	—	—	—	—	—	—	—	—
2013	Cincinnati	1-1	4	2	6	0-0	0	0	0-0	—	—	—	—	—	—	—	—	—	—
2014	Cincinnati	1-1	1	2	3	0-0	0	0	0-0	—	—	—	—	—	—	—	—	—	—
2015	Cincinnati	1-0	0	0	0	0-0	0	0	0-0	—	—	—	—	—	—	—	—	—	—
CAREER		6-5	14	18	32	0-0	0	0	0-0	—	—	—	—	—	—	—	—	—	—

2015 REGULAR-SEASON GAME-BY-GAME																
		DEFENSE									INTERCEPTIONS					
DATE	OPPONENT	ST	AT	TT	SKS-YDS	INT-YDS	PD	FF	FR-YDS		NO	YDS	AVG	LG	TD	
9-13	at Oakland	0	0	0	0-0	0-0	0	0	0-0		—	—	—	—	—	
9-20	SAN DIEGO	0	2	2	0-0	0-0	0	0	0-0		—	—	—	—	—	
9-27	at Baltimore	1	2	3	0-0	0-0	1	0	0-0		—	—	—	—	—	
10-4	KANSAS CITY	2	0	2	2-11	0-0	0	0	0-0		—	—	—	—	—	
10-11	SEATTLE	2	2	4	0-0	0-0	0	0	0-0		—	—	—	—	—	
10-18	at Buffalo	0	3	3	0-0	0-0	0	0	0-0		—	—	—	—	—	
10-25	— BYE —															
11-1	at Pittsburgh	2	0	2	0-0	0-0	0	0	0-0		—	—	—	—	—	
11-5	CLEVELAND	1	1	2	0-0	0-0	0	0	0-0		—	—	—	—	—	
11-16	HOUSTON	1	2	3	1-2	0-0	0	0	0-0		—	—	—	—	—	
11-22	at Arizona	0	0	0	0-0	0-0	0	0	0-0		—	—	—	—	—	
11-29	ST. LOUIS	2	1	3	0-0	0-0	0	0	0-0		—	—	—	—	—	
12-6	at Cleveland	2	0	2	1-10	0-0	0	0	0-0		—	—	—	—	—	
12-13	PITTSBURGH	1	1	2	0-0	0-0	0	0	0-0		—	—	—	—	—	
12-20	at San Francisco	1	2	3	1-9	0-0	0	0	0-0		—	—	—	—	—	
12-28	at Denver	2	0	2	0-0	0-0	0	0	0-0		—	—	—	—	—	
1-3	BALTIMORE	0	2	2	0-0	0-0	0	0	0-0		—	—	—	—	—	
TOTALS		17	18	35	5-32	0-0	1	0	0-0		—	—	—	—	—	



## PETERS, JOHN

TE #48

Height: 6-8

Weight: 261

College: Mount St. Joseph

Experience: 1st-year player in 2016

2015 games-starts: 0-0

Career games-starts: 0-0

Born: 4-29-92

Hometown: West Chester, Ohio

Acquired: FA'16

*Peters rejoins Bengals for 2016 after spending time with Cincinnati in '15 preseason ... In '15, he became first player from Cincinnati's Mount St. Joseph University (NCAA Division III) to sign an NFL contract, after participating on a tryout basis in Bengals rookie minicamp ... Though pegged as TE for his NFL bid, he played WR for MSJ and caught 21 TD passes in 23 games over three seasons ... Was a QB in high school.*

Career transactions: Signed with Cincinnati as college free agent on 5-10-15 ... Waived by Bengals on 8-31-15 ... Re-signed with Cincinnati as free agent on 2-3-16.

2015 recap: Played in two Bengals preseason games (no receptions) ... Waived prior to preseason finale ... Not with an NFL team during regular season.

College: Played three seasons (2012-14) at Mount St. Joseph after '11 redshirt year at Urbana ... Totaled 67 catches for 1145 yards and 21 TDs ... Major contributor 8-2 season in '14, logging 24 catches for 424 yards and career-best nine TDs ... Career-best 32 catches in '13, for 529 yards and eight TDs.

Personal: Hometown is West Chester, Ohio, in Greater Cincinnati ... Attended Lakota West High School in Greater Cincinnati, where he played quarterback and led team to a 9-2 record as a senior ... Majored in sport management at Mount St. Joseph.

*NOTE ABOUT NFL EXPERIENCE: Peters did not earn an accrued year of experience toward NFL free agency in 2015 because he was not on a 53-player roster, a Reserve/Injured list or a Reserve/Physically Unable to Perform list for the required minimum of six games.*

### JOHN PETERS' STATISTICS

			RECEIVING					RUSHING					SCORING					
YEAR	TEAM	G-S	NO	YDS	AVG	LG	TD	ATT	YDS	AVG	LG	TD	TD	TD-R	TD-P	TD-Rt	2-PtC	PTS
2015	—	0-0	DID NOT PLAY*					DID NOT PLAY*					DID NOT PLAY*					
CAREER		0-0	0	0	—	—	0	—	—	—	—	—	—	—	—	—	—	—

\* NOTE: Peters was not with an NFL team in 2015.





## RAVEN, FLOYD

S #41

Height: 6-0  
Weight: 210  
College: Texas A&M  
Experience: 1st-year player in 2016

2015 games-starts: 0-0  
Career games-starts: 0-0  
Born: 12-31-92  
Hometown: Kenner, La.  
Acquired: FA'16

*First-year pro is back with Bengals for 2016 after being on roster for rookie preseason, when he had one INT ... Had stint during 2015 regular season on Patriots practice squad ... Appeared in 45 games over his career at Texas A&M.*

Career transactions: Signed with Cincinnati as college free agent on 5-8-15 ... Waived by Bengals on 9-5-15 ... Signed to New England practice squad on 10-28-15 ... Released from Patriots practice squad on 11-10-15 ... Signed with Cincinnati as free agent on 1-5-16.

2015 recap: College free agent played in all four Bengals preseason games ... Had a nine-yard INT on Sept. 3 at Indianapolis, and totaled four tackles and one tackle on special teams for the preseason ... Signed to New England practice squad for Games 7-8 ... Signed after the season to Bengals 2016 roster.

College: Played four seasons (2011-14) at Texas A&M, helping Aggies

to 35-17 record that included 4-0 mark in bowl games ... As a sophomore in 2012, in A&M's signature win at No. 1 Alabama, made Aggies' unofficial "defensive play of the season" when he intercepted an AJ McCarron fourth-and-goal pass with 1:36 remaining ... Helped lead another big win as a senior, contributing a fumble recovery and six tackles at No. 3 Auburn ... Four-year teammate of OT Cedric Ogbuehi, Bengals' top 2015 draft pick.


Personal: Hometown is Kenner, La., in Greater New Orleans ... University studies major in the Mays Business School at Texas A&M ... Has a son, Floyd Raven Jr.

*NOTE ABOUT NFL EXPERIENCE: Raven did not earn an accrued year of experience toward NFL free agency in 2015 because he was not on a 53-player roster, a Reserve/Injured list or a Reserve/Physically Unable to Perform list for the required minimum of six games.*

### FLOYD RAVEN'S STATISTICS

YEAR	TEAM	G-S	DEFENSE							INTERCEPTIONS					SCORING				
			ST	AT	TT	SKS-YDS	PD	FF	FR-YDS	NO	YDS	AVG	LG	TD	TD	TD-IntRt	TD-FRRt	S	PTS
2015	New England	0-0	DID NOT PLAY*							DID NOT PLAY*					DID NOT PLAY*				
CAREER		0-0	0	0	0	0-0	0	0	0-0	—	—	—	—	—	—	—	—	—	—

\* NOTE: Raven was on the practice squad for two regular-season games with New England in 2015.



## REDMOND, ALEX

G/C #62

**Height:** 6-5  
**Weight:** 310  
**College:** UCLA  
**Experience:** Rookie in 2016

**2015 games-starts:** 0-0  
**Career games-starts:** 0-0  
**Born:** 1-18-95  
**Hometown:** Cerritos, Calif.  
**Acquired:** CFA'16

*College free agent signee showed good quickness and pulling ability during three seasons at UCLA, seeing action at guard and center ... Helped lead Bruins to three bowl appearances and a pair of 10-win seasons ... Credited by analysts with a "nasty attitude" on the field.*


**Career transactions:** Signed with Cincinnati as a college free agent on 5-6-16.

**More college highlights:** Played three seasons for UCLA (2013-2015), seeing action in 33 games (31 starts) ... His three seasons coincided with those of RB Paul Perkins, whose 3488 rushing yards (5.6 average) in just three seasons ranks third in school history. **2015**—Saw action in 12 games with 10 starts ... A pass protection leader as team surrendered just 14 sacks, second-lowest total in school history ... Blocked for 1343 rushing yards by Paul Perkins.

**2014**—Starter in eight games at G, missing five due to injury ... Supported RB Perkins for UCLA-record 1572 rushing yards, with 6.3-yard average ... Helped Bruins finish 10-3 with Alamo Bowl victory over Kansas State ... Honorable mention All-Pac 12 selection by league coaches. **2013**—Started all 13 games at RG, matching school record for true freshman position player ... Helped team finish 10-3 with Sun Bowl win over Virginia Tech ... Named Freshman All-American by Sporting News, Football Writers Association and Athlon.

**High School:** Attended Los Alamitos (Calif.) High School, where he was team captain for a pair of league championship teams and also a team captain in wrestling ... Rated a four-star recruit by Rivals.com and Scout.com ... Named as school's Male Athlete of the Year as a senior.

**Personal:** Hometown is Cerritos, Calif. ... Enjoys paintball and poetry.



## REY, VINCENT

LB #57

**Height:** 6-0  
**Weight:** 250  
**College:** Duke  
**Experience:** 6th-year player in 2016

**2015 games-starts:** 16-8  
**Career games-starts:** 82-25  
**Born:** 9-6-87  
**Hometown:** Far Rockaway, N.Y.  
**Acquired:** CFA'10

*Entering his sixth Bengals season in 2016, Rey has made big strides since signing with Bengals in '10 as a college free agent ... Led 2015 team in tackles by a margin of 20 ... Made leaping INT to seal Game 2 win vs. San Diego ... Led 2014 team in tackles (121) by a margin of 30 ... Only player in Bengals history to log three sacks and one INT in a game ... Has played in every Bengals game since start of 2011 season.*

**Career transactions:** Signed with Cincinnati as college free agent on 4-30-10 ... Waived by Bengals on 9-4-10 ... Signed to Bengals practice squad on 9-5-10 ... Signed to Bengals roster on 12-8-10 ... Re-signed with Bengals on 3-12-12 ... Re-signed with Bengals as exclusive-rights player on 4-3-13 ... Re-signed with Bengals as restricted free agent on 3-15-14 ... Re-signed with Bengals as unrestricted free agent on 3-10-16.

**2015 highlights:** Played in Games 1-16, with eight starts ... His 95 tackles led team by 20 ... Also recorded one INT, one sack, two special teams tackles, and five total passes defended (tied for front-seven lead) ... Nine tackles (led front seven) on Sept. 13 at Oakland ... Had the game-clinching INT on Sept. 20 vs. San Diego, out-leaping Chargers WR Malcolm Floyd late in the fourth quarter, and also had four tackles ... Team-best eight tackles on Sept. 27 at Baltimore ... Led team with 15 tackles (team season-high) on Oct. 4 vs. Kansas City ... Continued his strong play Oct. 11 vs. Seattle, recording a team-high 13 tackles and a pass defended ... On Oct. 18 at Buffalo, left game in third quarter with ankle strain but still finished second on team in tackles (eight) ... On Nov. 1 at Pittsburgh led team in tackles (eight) and had a pass defended ... On Nov. 5 vs. Cleveland, tied for team lead in tackles (five) and added a pass defended ... Four tackles Nov. 16 vs Houston, including an eight-yard sack of T.J. Yates in fourth quarter ... Six tackles Nov. 29 vs. St. Louis ... Five tackles Dec. 13 vs. Pittsburgh ... Two tackles and a pass defended in Wild Card playoff on 1-9-16 vs. Pittsburgh.

**The only one:** In the Bengals' franchise total of 740 regular-season games and 19 postseason contests, Rey is the only Cincinnati player to log an INT and as many as three sacks in a game. He did it on Nov. 10, 2013 at Baltimore. In the second quarter, at the Cincinnati 31-yard line, he corralled a Joe Flacco pass and returned four yards to the 35. Later in the quarter, he had sacks against Flacco of one and 11 yards. And in the third quarter, he dropped Flacco for seven yards. All three sacks led directly to Baltimore punts, the first and third of them coming on third-down plays. For the game, Rey had 13 tackles on defense and two on special teams.

**More from previous seasons:** **2010**—Opened rookie season on practice squad, and signed to roster the week of Game 13 ... Inactive for Games 13-14, and played in Games 15-16 ... Made NFL debut Dec. 26 vs. San Diego, recording two special teams tackles. **2011**—Finished fifth on special

teams with nine tackles ... Had two special teams tackles Sept. 11 at Cleveland, Oct. 16 vs. Indianapolis and Oct. 30 at Seattle. **2012**—Made one start and had 18 tackles, one sack and one pass defended for season ... His 12 special teams tackles ranked third on team ... Started Sept. 16 vs. Cleveland at WLB, replacing injured Thomas Howard, and finished second on team in tackles (nine) ... Led special teams with three tackles on both Dec. 30 vs. Baltimore and in Wild Card playoff on 1-5-13 at Houston. **2013**—Played Games 1-16 and Wild Card playoff, starting Games 9-11, replacing injured MLB Rey Mauluga ... Had 54 tackles on defense, after entering year with just 18 in career ... Third on team in special teams tackles (11) ... Had four sacks, two INTs (one returned for TD), a forced fumble, four passes defended, and tied for second on team in tackles-for-loss (seven) ... Oct. 6 vs. New England, stopped RB LeGarrette Blount for no gain on first-and-goal play from one in fourth quarter, and defense went on to hold Patriots to FG ... Had two tackles on the four plays of a goal-line stand Oct. 13 at Buffalo ... Details on his three-sack, one-INT performance Nov. 10 at Baltimore are in previous item ("The only one") ... Set up game's first score Dec. 22 vs. Minnesota, with a sack-and-strip of Matt Cassel, and returned second quarter INT 25 yards for his first career TD. **2014**—Played every game, and started Games 3-4, 8-16 and the Wild Card playoff as replacement for injured Vontaze Burfitt ... Started Games 6-7 in place of injured Rey Mauluga ... Led team in tackles (121) by a margin of 30 ... Led team or tied for team lead in tackles in each of last seven games ... Had team's three highest single-game tackle totals ... Started at MLB on Oct. 19 at Indianapolis and posted team season-high in tackles (16) ... Led team with 12 tackles on Nov. 16 at New Orleans, and with 10 on Nov. 23 at Houston ... Led team with 15 tackles Dec. 7 vs. Pittsburgh, and also had a pass defended ... Led team with 11 tackles in playoff-clinching win Dec. 22 vs. Denver ... Led team with 11 tackles in Wild Card playoff on 1-4-15 at Indianapolis, and had a forced fumble against RB Dan Herron (Colts recovered).

**College:** Played four seasons (2006-09) at Duke, seeing action in 48 games, with 35 starts ... A two-year team captain, he left Blue Devils ranked ninth in program history in tackles (330) ... Averaged 106 tackles per year over his last three seasons ... Set school record with three fumble returns for TDs, and also had 28 tackles for loss, 5.5 sacks and three INTs.

**Personal:** Hometown is Far Rockaway, N.Y. ... Attended Bayside High School, and later spent one season at Mercersburg (Pa.) Academy ... In 2009, earned a University Scholar Athlete award from the National Football Foundation and College Hall of Fame ... Enjoys bowling and movies ... Last name is pronounced "RAY."


**NOTE ABOUT NFL EXPERIENCE:** Rey did not earn an accrued year of experience toward NFL free agency in 2010 because he was not on a 53-player roster, a Reserve/Injured list or a Reserve/Physically Unable to Perform list for the required minimum of six games that season.

### VINCENT REY'S STATISTICS

			DEFENSE							INTERCEPTIONS					SCORING						
YEAR	TEAM	G-S	ST	AT	TT	SKS-YDS	PD	FF	FR-YDS	NO	YDS	AVG	LG	TD	TD	TD-IntRt	TD-FRRt	S	PTS		
2010	Cincinnati	2-0	0	0	0	0-0	0	0	0-0	0	0	—	—	0	0	0	0	0	0		
2011	Cincinnati	16-0	0	0	0	0-0	0	0	0-0	0	0	—	—	0	0	0	0	0	0		
2012	Cincinnati	16-1	10	8	18	1-8	1	0	0-0	0	0	—	—	0	0	0	0	0	0		
2013	Cincinnati	16-3	42	12	54	4-28	4	1	1-0	2	29	14.5	25t	1	1	1	0	0	6		
2014	Cincinnati	16-13	61	60	121	0-0	5	0	0-0	0	0	—	—	0	0	0	0	0	0		
2015	Cincinnati	16-8	62	33	95	1-8	5	0	0-0	1	0	0.0	0	0	0	0	0	0	0		
CAREER		82-25	175	113	288	6-44	15	1	1-0	3	29	14.5	25t	1	1	1	0	0	6		
		SPECIAL TEAMS								KICKOFF RETURNS						PUNT RETURNS					
YEAR	TEAM	ST	AT	TT	FF	FR-YDS	BP	BFG	BXP	NO	YDS	AVG	FC	LG	TD	NO	YDS	AVG	FC	LG	TD
2010	Cincinnati	1	1	2	0	0-0	0	0	0	—	—	—	—	—	—	—	—	—	—	—	—
2011	Cincinnati	5	4	9	0	0-0	0	0	0	—	—	—	—	—	—	—	—	—	—	—	—
2012	Cincinnati	8	4	12	0	0-0	0	0	0	—	—	—	—	—	—	—	—	—	—	—	—
2013	Cincinnati	10	1	11	0	0-0	0	0	0	—	—	—	—	—	—	—	—	—	—	—	—
2015	Cincinnati	2	1	3	0	0-0	0	0	0	—	—	—	—	—	—	—	—	—	—	—	—
CAREER		26	11	37	0	0-0	0	0	0	—	—	—	—	—	—	—	—	—	—	—	—

POSTSEASON																						
			DEFENSE							INTERCEPTIONS					SCORING							
YEAR	TEAM	G-S	ST	AT	TT	SKS-YDS	PD	FF	FR-YDS	NO	YDS	AVG	LG	TD	TD	TD-IntRt	TD-FRRt	S	PTS			
2011	Cincinnati	1-0	0	0	0	0-0	0	0	0-0	—	—	—	—	—	—	—	—	—	—			
2012	Cincinnati	1-0	0	0	0	0-0	0	0	0-0	—	—	—	—	—	—	—	—	—	—			
2013	Cincinnati	1-0	0	0	0	0-0	0	0	0-0	—	—	—	—	—	—	—	—	—	—			
2014	Cincinnati	1-1	5	6	11	0-0	0	1	0-0	—	—	—	—	—	—	—	—	—	—			
2015	Cincinnati	1-1	1	1	2	0-0	1	0	0-0	—	—	—	—	—	—	—	—	—	—			
CAREER		5-2	6	7	13	0-0	1	1	0-0	—	—	—	—	—	—	—	—	—	—			
			SPECIAL TEAMS							KICKOFF RETURNS					PUNT RETURNS							
YEAR	TEAM		ST	AT	TT	FF	FR-YDS	BP	BFG	BXP	NO	YDS	AVG	FC	LG	TD	NO	YDS	AVG	FC	LG	TD
2013	Cincinnati		1	0	1	0	0-0	0	0	0	—	—	—	—	—	—	—	—	—	—	—	—
CAREER			1	0	1	0	0-0	0	0	0	—	—	—	—	—	—	—	—	—	—	—	—

2015 REGULAR-SEASON GAME-BY-GAME																					
		DEFENSE									INTERCEPTIONS										
DATE	OPPONENT	ST	AT	TT		SKS-YDS	INT-YDS	PD	FF	FR-YDS	NO	YDS	AVG	LG	TD						
9-13	at Oakland	6	3	9		0-0	0-0	0	0	0-0	0	0	—	—	0		0	0	—	—	0
9-20	SAN DIEGO	2	2	4		0-0	1-0	1	0	0-0	1	0	0.0	0	0		1	0	—	—	0
9-27	at Baltimore	4	4	8		0-0	0-0	0	0	0-0	0	0	—	—	0		0	0	—	—	0
10-4	KANSAS CITY	10	5	15		0-0	0-0	0	0	0-0	0	0	—	—	0		0	0	—	—	0
10-11	SEATTLE	6	7	13		0-0	0-0	1	0	0-0	0	0	—	—	0		0	0	—	—	0
10-18	at Buffalo	7	1	8		0-0	0-0	0	0	0-0	0	0	—	—	0		0	0	—	—	0
10-25	— BYE —																				
11-1	at Pittsburgh	5	3	8		0-0	0-0	1	0	0-0	0	0	—	—	0		0	0	—	—	0
11-5	CLEVELAND	5	0	5		0-0	0-0	1	0	0-0	0	0	—	—	0		0	0	—	—	0
11-16	HOUSTON	2	2	4		1-8	0-0	0	0	0-0	0	0	—	—	0		0	0	—	—	0
11-22	at Arizona	2	0	2		0-0	0-0	1	0	0-0	0	0	—	—	0		0	0	—	—	0
11-29	ST. LOUIS	3	3	6		0-0	0-0	0	0	0-0	0	0	—	—	0		0	0	—	—	0
12-6	at Cleveland	4	0	4		0-0	0-0	0	0	0-0	0	0	—	—	0		0	0	—	—	0
12-13	PITTSBURGH	3	2	5		0-0	0-0	0	0	0-0	0	0	—	—	0		0	0	—	—	0
12-20	at San Francisco	0	0	0		0-0	0-0	0	0	0-0	0	0	—	—	0		0	0	—	—	0
12-28	at Denver	1	0	1		0-0	0-0	0	0	0-0	0	0	—	—	0		0	0	—	—	0
1-3	BALTIMORE	2	1	3		0-0	0-0	0	0	0-0	0	0	—	—	0		0	0	—	—	0
TOTALS			62	33	95		1-8	1-0	5	0	0-0						1	0	0.0	0	0
		SPECIAL TEAMS							KICKOFF RETURNS					PUNT RETURNS							
DATE	OPPONENT	ST	AT	TT	FF	FR-YDS	BP	BFG	BXP	NO	YDS	AVG	FC	LG	TD	NO	YDS	AVG	FC	LG	TD
9-13	at Oakland	0	0	0	0	0-0	0	0	0	—	—	—	—	—	—	—	—	—	—	—	—
9-20	SAN DIEGO	0	0	0	0	0-0	0	0	0	—	—	—	—	—	—	—	—	—	—	—	—
9-27	at Baltimore	0	0	0	0	0-0	0	0	0	—	—	—	—	—	—	—	—	—	—	—	—
10-4	KANSAS CITY	0	0	0	0	0-0	0	0	0	—	—	—	—	—	—	—	—	—	—	—	—
10-11	SEATTLE	0	0	0	0	0-0	0	0	0	—	—	—	—	—	—	—	—	—	—	—	—
10-18	at Buffalo	0	0	0	0	0-0	0	0	0	—	—	—	—	—	—	—	—	—	—	—	—
10-25	— BYE —																				
11-1	at Pittsburgh	0	0	0	0	0-0	0	0	0	—	—	—	—	—	—	—	—	—	—	—	—
11-5	CLEVELAND	0	0	0	0	0-0	0	0	0	—	—	—	—	—	—	—	—	—	—	—	—
11-16	HOUSTON	0	0	0	0	0-0	0	0	0	—	—	—	—	—	—	—	—	—	—	—	—
11-22	at Arizona	1	0	1	0	0-0	0	0	0	—	—	—	—	—	—	—	—	—	—	—	—
11-29	ST. LOUIS	0	0	0	0	0-0	0	0	0	—	—	—	—	—	—	—	—	—	—	—	—
12-6	at Cleveland	1	0	1	0	0-0	0	0	0	—	—	—	—	—	—	—	—	—	—	—	—
12-13	PITTSBURGH	0	0	0	0	0-0	0	0	0	—	—	—	—	—	—	—	—	—	—	—	—
12-20	at San Francisco	0	0	0	0	0-0	0	0	0	—	—	—	—	—	—	—	—	—	—	—	—
12-28	at Denver	0	0	0	0	0-0	0	0	0	—	—	—	—	—	—	—	—	—	—	—	—
1-3	BALTIMORE	0	1	1	0	0-0	0	0	0	—	—	—	—	—	—	—	—	—	—	—	—
TOTALS		2	1	3	0	0-0	0	0	0	—	—	—	—	—	—	—	—	—	—	—	—



## ROACH, TREVOR

LB #52

Height: 6-2  
Weight: 247  
College: Nebraska  
Experience: 1st-year player in 2016

2015 games-starts: 0-0  
Career games-starts: 0-0  
Born: 3-6-92  
Hometown: Elkhorn, Neb.  
Acquired: CFA'15

*Roach spent his rookie regular season on Bengals practice squad but played in the Wild Card playoff, signed to roster as replacement for injured Emmanuel Lamur ... Played in all four Bengals preseason games ... Had scholarship offers from smaller schools, but chose to walk on at Nebraska ... Appeared in every Cornhuskers regular-season game as a senior and started the final six before missing Holiday Bowl with a foot injury.*

Career transactions: Signed with Cincinnati as college free agent on 5-8-15 ... Waived by Bengals on 9-5-15 ... Signed to Bengals practice squad on 9-6-15 ... Signed to Bengals roster on 1-4-16.

2015 recap: On practice squad for Games 1-16 ... Signed to active roster on Jan. 4 and had a special teams tackle in Wild Card playoff on 1-9-16 vs. Pittsburgh ... Played in all four preseason games (one start), ranking fifth on team in tackles (12).

College: Played three seasons (2011-12 and '14) at Nebraska ... Redshirted in 2010, and missed '13 due to foot injury that required surgery ... Recorded 75 career tackles ... Logged 63 tackles in 2014, including 32 solos

and seven tackles for-loss ... Recorded team's season-high, single-game tackle total (18) on Oct. 4 at Michigan State, and also had team season-best four tackles for-loss ... Forced a fumble against Miami (Fla.) that Huskers returned for a TD.

Personal: Hometown is Elkhorn, Neb. ... Attended Elkhorn High School, with one of state's top football programs, and as a two-way senior he recorded 100 tackles and rushed for 1042 yards and 17 TDs ... Named first-team All-Nebraska by Omaha World-Herald and was a Second-Team Super State selection by Lincoln Journal Star ... Earned degree from Nebraska in finance/management, with three straight seasons of Academic All-Big Ten honors and seven straight semesters on NU Scholar-Athlete honor roll ... Earned an NU Student-Athlete HERO Leadership Award as a senior ... Married (wife Stephanie) ... Hobbies include traveling, hunting and fishing.

*NOTE ABOUT NFL EXPERIENCE: Roach did not earn an accrued year of experience toward NFL free agency in 2015 because he was not on a 53-player roster, a Reserve/Injured list or a Reserve/Physically Unable to Perform list for the required minimum of six games.*

### TREVOR ROACH'S STATISTICS

			DEFENSE							INTERCEPTIONS					SCORING				
YEAR	TEAM	G-S	ST	AT	TT	SKS-YDS	PD	FF	FR-YDS	NO	YDS	AVG	LG	TD	TD	TD-IntRt	TD-FRRt	S	PTS
2015	Cincinnati	0-0	DID NOT PLAY*							DID NOT PLAY*					DID NOT PLAY*				
CAREER		0-0	0	0	0	0-0	0	0	0-0	—	—	—	—	—	—	—	—	—	—


### POSTSEASON

			DEFENSE						INTERCEPTIONS						SCORING				
YEAR	TEAM	G-S	ST	AT	TT	SKS-YDS	PD	FF	FR-YDS	NO	YDS	AVG	LG	TD	TD	TD-IntRt	TD-FRRt	S	PTS
2015	Cincinnati	1-0	0	0	0	0-0	0	0	0-0	—	—	—	—	—	—	—	—	—	—
CAREER		1-0	0	0	0	0-0	0	0	0-0	—	—	—	—	—	—	—	—	—	—

		SPECIAL TEAMS									KICKOFF RETURNS							PUNT RETURNS						
YEAR	TEAM	ST	AT	TT	FF	FR-YDS	BP	BFG	BXP	NO	YDS	AVG	FC	LG	TD	NO	YDS	AVG	FC	LG	TD			
2015	Cincinnati	0	1	1	0	0-0	0	0	0	—	—	—	—	—	—	—	—	—	—	—	—			
CAREER		0	1	1	0	0-0	0	0	0	—	—	—	—	—	—	—	—	—	—	—	—			

\* NOTE: Roach was on the practice squad for 16 regular-season games with Cincinnati in 2015.





## RUSSELL, ALONZO

WR #17

Height: 6-4  
Weight: 206  
College: Toledo  
Experience: Rookie in 2016

2015 games-starts: 0-0  
Career games-starts: 0-0  
Born: 9-29-92  
Hometown: Washington, D.C.  
Acquired: CFA'16

*College free agent signee is a physically impressive receiver who starred at Toledo after originally joining team as a walk-on ... Was an All-Mid American Conference selection by league coaches in all four of his seasons ... Good route-runner who showed ability to make tough catches over the middle.*

Career transactions: Signed with Cincinnati as a college free agent on 5-6-16.

More college highlights: Played four seasons (2012-15) for Toledo, appearing in 50 games ... Totaled 202 receptions for 3076 yards (15.2), with 24 TDs. **2015**—Played in all 12 games for 10-2 team that closed season with Boca Raton Bowl win over Temple ... Caught 36-for-618, with five TDs. **2014**—Led 9-4 team in receiving TDs (eight) while ranking second in catches (51) and receiving yards (770) ... Caught game-winning 22-yard TD in overtime

vs. Western Michigan ... Two TD catches at Cincinnati. **2013**—Second on team in catches (59), receiving yards (728) and receiving TDs (six) ... His two TDs vs. Bowling Green included 11-yard game-winner with 1:22 to play ... Earned an ESPN SportsCenter "Play of the Day" with a one-handed TD catch vs. Central Michigan. **2012**—Freshman ranked second on team in catches (56) and receiving yards (960) ... Had a 59-yard TD at Arizona. **2011**—Redshirted.

High school: Attended Woodson High School in Washington, D.C., and then spent one prep season at Milford Academy (New Berlin, N.Y.) ... Was an All-Metro D.C. selection in senior season at Woodson, with 52 receptions for 1153 yards and 14 TDs ... Also played basketball and ran track at Woodson.

Personal: Hometown is Washington, D.C. ... Majored at Toledo in individualized studies.



## SHAW, JOSH

**CB #26**

**Height:** 6-1  
**Weight:** 200  
**College:** Southern California  
**Experience:** 2nd-year player in 2016

**2015 games-starts:** 15-1  
**Career games-starts:** 15-1  
**Born:** 3-27-92  
**Hometown:** Palmdale, Calif.  
**Acquired:** D4a'15

*Fourth-round draft choice earned increased playing time as the 2015 season progressed ... Has big upside, based on athleticism, versatility, and a high football IQ ... Started at both CB and FS during his USC career, and was rated as the high-profile program's most versatile and reliable DB ... Has the body size and strength to physically battle NFL receivers.*

**Career transactions:** Selected by Cincinnati in fourth round of 2015 NFL Draft (120th overall) ... Signed with Bengals on 5-18-15.

**2015 highlights:** Played in Games 2-16, with 15 tackles, a pass defended and eight special teams tackles (tied for third on team) ... Also played in Wild Card playoff ... Inactive for Game 1 ... Made NFL debut Sept. 20 vs. San Diego, with one special teams tackle ... Logged his first tackle on defense Nov. 22 at Arizona ... Two tackles on defense and a pass defended Nov. 29 vs. St. Louis ... Four tackles, plus a pass defended, on Dec. 6 at Cleveland ... Had a personal season-high seven tackles, plus a special teams stop, on Dec. 13 vs. Pittsburgh ... One tackle and one special teams tackle Dec. 28 at Denver ... Played in all four preseason games, tying for second in tackles (14).

**College:** Played three seasons (2012-14) for USC ... Previously played two seasons (2010-11) at Florida, but '10 was counted as a redshirt year after he suffered knee injury in his first game ... Granted a hardship waiver by NCAA that allowed him to transfer from Florida to USC without sitting out a season ... Played in 30 games (23 starts) for USC and in 11 games (one start) for Florida ... Full career totals of 130 tackles, six INTs and 14 passes defended ... Missed USC's first 10 games on team suspension in 2014, but still earned invitations to play in East-West Shrine and Senior Bowl games ... Led team in tackles (nine) in 2014 season Holiday Bowl win vs. Nebraska ... Started all 14 games as a USC junior and was All Pac-12 honorable mention, recording 67 tackles, four INTs (one returned for a TD) and seven passes defended.

**Personal:** Hometown is Palmdale, Calif. ... Attended Palmdale High School, where he was named a 2009 first-team All-American by Parade, Under Armour, SuperPrep and PrepStar ... Played CB, RB, QB and WR during his prep career ... Earned degree from USC in sociology, and was chosen to speak at school's 2014 Student-Athlete Graduation Ceremony ... Spent five days with USC teammates in Haiti in the spring of 2012, building homes and assisting those in need.

### JOSH SHAW'S STATISTICS

			DEFENSE							INTERCEPTIONS					SCORING							
YEAR	TEAM	G-S	ST	AT	TT	SKS-YDS	PD	FF	FR-YDS	NO	YDS	AVG	LG	TD	TD	TD-IntRt	TD-FRRt	S	PTS			
2015	Cincinnati	15-1	13	2	15	0-0	1	0	0-0	—	—	—	—	—	—	—	—	—	—			
CAREER		15-1	13	2	15	0-0	1	0	0-0	—	—	—	—	—	—	—	—	—	—			
			SPECIAL TEAMS							KICKOFF RETURNS					PUNT RETURNS							
YEAR	TEAM		ST	AT	TT	FF	FR-YDS	BP	BFG	BXP	NO	YDS	AVG	FC	LG	TD	NO	YDS	AVG	FC	LG	TD
2015	Cincinnati		4	4	8	0	0-0	0	0	0	—	—	—	—	—	—	—	—	—	—	—	—
CAREER			4	4	8	0	0-0	0	0	0	—	—	—	—	—	—	—	—	—	—	—	—

### POSTSEASON

			DEFENSE							INTERCEPTIONS					SCORING							
YEAR	TEAM	G-S	ST	AT	TT	SKS-YDS	PD	FF	FR-YDS	NO	YDS	AVG	LG	TD	TD	TD-IntRt	TD-FRRt	S	PTS			
2015	Cincinnati	1-0	0	0	0	0-0	0	0	0-0	—	—	—	—	—	—	—	—	—	—			
CAREER		1-0	0	0	0	0-0	0	0	0-0	—	—	—	—	—	—	—	—	—	—			
			SPECIAL TEAMS							KICKOFF RETURNS					PUNT RETURNS							
YEAR	TEAM		ST	AT	TT	FF	FR-YDS	BP	BFG	BXP	NO	YDS	AVG	FC	LG	TD	NO	YDS	AVG	FC	LG	TD
2015	Cincinnati		0	1	1	0	0-0	0	0	0	—	—	—	—	—	—	—	—	—	—	—	—
CAREER			0	1	1	0	0-0	0	0	0	—	—	—	—	—	—	—	—	—	—	—	—

### 2015 REGULAR-SEASON GAME-BY-GAME

		DEFENSE									INTERCEPTIONS				
DATE	OPPONENT	ST	AT	TT	SKS-YDS	INT-YDS	PD	FF	FR-YDS		NO	YDS	AVG	LG	TD
9-13	at Oakland														
9-20	SAN DIEGO	0	0	0	0-0	0-0	0	0	0-0		—	—	—	—	—
9-27	at Baltimore	0	0	0	0-0	0-0	0	0	0-0		—	—	—	—	—
10-4	KANSAS CITY	0	0	0	0-0	0-0	0	0	0-0		—	—	—	—	—
10-11	SEATTLE	0	0	0	0-0	0-0	0	0	0-0		—	—	—	—	—
10-18	at Buffalo	0	0	0	0-0	0-0	0	0	0-0		—	—	—	—	—
10-25	— BYE —														
11-1	at Pittsburgh	0	0	0	0-0	0-0	0	0	0-0		—	—	—	—	—
11-5	CLEVELAND	0	0	0	0-0	0-0	0	0	0-0		—	—	—	—	—
11-16	HOUSTON	0	0	0	0-0	0-0	0	0	0-0		—	—	—	—	—
11-22	at Arizona	1	0	1	0-0	0-0	0	0	0-0		—	—	—	—	—
11-29	ST. LOUIS	2	0	2	0-0	0-0	1	0	0-0		—	—	—	—	—
12-6	at Cleveland	4	0	4	0-0	0-0	0	0	0-0		—	—	—	—	—
12-13	PITTSBURGH	5	2	7	0-0	0-0	0	0	0-0		—	—	—	—	—
12-20	at San Francisco	0	0	0	0-0	0-0	0	0	0-0		—	—	—	—	—
12-28	at Denver	1	0	1	0-0	0-0	0	0	0-0		—	—	—	—	—
1-3	BALTIMORE	0	0	0	0-0	0-0	0	0	0-0		—	—	—	—	—
TOTALS		13	2	15	0-0	0-0	1	0	0-0		—	—	—	—	—

DATE	OPPONENT	SPECIAL TEAMS								KICKOFF RETURNS							PUNT RETURNS						
		ST	AT	TT	FF	FR-YDS	BP	BFG	BXP	NO	YDS	AVG	FC	LG	TD		NO	YDS	AVG	FC	LG	TD	
9-13	at Oakland	INACTIVE								INACTIVE							INACTIVE						
9-20	SAN DIEGO	0	1	1	0	0-0	0	0	0	—	—	—	—	—	—		—	—	—	—	—	—	
9-27	at Baltimore	1	0	1	0	0-0	0	0	0	—	—	—	—	—	—		—	—	—	—	—	—	
10-4	KANSAS CITY	0	1	1	0	0-0	0	0	0	—	—	—	—	—	—		—	—	—	—	—	—	
10-11	SEATTLE	0	0	0	0	0-0	0	0	0	—	—	—	—	—	—		—	—	—	—	—	—	
10-18	at Buffalo	0	0	0	0	0-0	0	0	0	—	—	—	—	—	—		—	—	—	—	—	—	
10-25	— BYE —																						
11-1	at Pittsburgh	0	0	0	0	0-0	0	0	0	—	—	—	—	—	—		—	—	—	—	—	—	
11-5	CLEVELAND	0	0	0	0	0-0	0	0	0	—	—	—	—	—	—		—	—	—	—	—	—	
11-16	HOUSTON	0	0	0	0	0-0	0	0	0	—	—	—	—	—	—		—	—	—	—	—	—	
11-22	at Arizona	1	0	1	0	0-0	0	0	0	—	—	—	—	—	—		—	—	—	—	—	—	
11-29	ST. LOUIS	0	0	0	0	0-0	0	0	0	—	—	—	—	—	—		—	—	—	—	—	—	
12-6	at Cleveland	1	0	1	0	0-0	0	0	0	—	—	—	—	—	—		—	—	—	—	—	—	
12-13	PITTSBURGH	1	0	1	0	0-0	0	0	0	—	—	—	—	—	—		—	—	—	—	—	—	
12-20	at San Francisco	0	0	0	0	0-0	0	0	0	—	—	—	—	—	—		—	—	—	—	—	—	
12-28	at Denver	0	1	1	0	0-0	0	0	0	—	—	—	—	—	—		—	—	—	—	—	—	
1-3	BALTIMORE	0	1	1	0	0-0	0	0	0	—	—	—	—	—	—		—	—	—	—	—	—	
TOTALS		4	4	8	0	0-0	0	0	0	—	—	—	—	—	—		—	—	—	—	—	—	



## SIMONISE, RASHAUN

WR #13

Height: 6-5

Weight: 200

College: Calgary (Canada)

Experience: Rookie in 2016

2015 games-starts: 0-0

Career games-starts: 0-0

Born: 5-31-95

Hometown: Vancouver, British Columbia (Canada)

Acquired: CFA'16


*Standout Canadian college performer joins Bengals as a college free agent for 2016 ... Picked up additional experience early this year in five games for Chicago Eagles of Champions Indoor Football League, catching 11 passes for 105 yards with two TDs ... Also this year, practiced but did not play with Jacksonville Sharks of Arena Football ... NFL interest level in him led University of Calgary to host a Pro Day for him in July ... Excellent speed for his size, has been clocked in 4.48 for 40-yard dash.*

Career transactions: Signed with Cincinnati as college free agent on 7-26-16.

College highlights: Played three seasons (2013-15) at the

University of Calgary, seeing action in 31 total games, including eight playoff contests ... Totaled 133 receptions for 2490 yards, an average of 18.7 yards per catch ... Recorded 17 career TDs ... Caught 65 passes for 1306 yards with 11 TDs in 2015, earning first-team All-Canada honors ... Had more than 100 receiving yards in eight of his 10 games played in '15, including a 272-yard effort vs. Alberta.

Personal: Hometown is Vancouver, British Columbia ... Attended Vancouver College high school, where he had nine TDs and eight INTs as a two-way senior ... Earned coaches' rating in 2012 as top WR prospect in Canada ... First name is pronounced "ruh-SHAWN" and last name is pronounced "SIE(rhymes with "tie)-monn-ize."



## SIMS, PAT

DT #92

Height: 6-2

Weight: 330

College: Auburn

Experience: 9th-year player in 2016

2015 games-starts: 8-0

Career games-starts: 100-41

Born: 11-29-85

Hometown: Fort Lauderdale, Fla.

Acquired: UFA(Oak.)'15

*A Bengal for five seasons (2008-12), Sims returned to Cincinnati as an unrestricted free agent in '15 after spending two seasons with Oakland ... A third-round draft selection by Cincinnati in '08, he played on his fourth Bengals playoff team ... Helped club to No. 2 NFL ranking and No. 1 AFC rank in fewest points allowed (17.4 per game).*

**Career transactions:** Selected by Cincinnati in third round of 2008 NFL Draft (77th overall) ... Signed with Bengals on 7-27-08 ... Re-signed with Bengals as an unrestricted free agent on 3-24-12 ... Signed with Oakland as unrestricted free agent on 3-12-13 ... Re-signed with Raiders as unrestricted free agent on 3-31-14 ... Signed with Cincinnati as unrestricted free agent on 3-26-15 ... Re-signed with Bengals as unrestricted free agent on 3-16-16.

**2015 highlights:** Played in eight games (Games 1-2, 4, 7, 9, 12-13 and 15), and in Wild Card playoff ... Totaled 16 tackles and two QB hits in regular season ... Inactive for the other eight games ... Four tackles Nov. 1 at Pittsburgh ... Personal season high of six tackles Nov. 16 vs. Houston ... Three tackles Dec. 28 at Denver ... In Wild Card playoff on 1-9-16 vs. Pittsburgh, teamed with Carlos Dunlap on 11-yard sack of Ben Roethlisberger during Cincinnati's fourth-quarter comeback from 15-0 deficit to 16-15 lead.

**Previous seasons:** **2008**—Played in Bengals' last 11 games as a rookie and started six of the last seven as injuries depleted line depth ... Had 50 tackles, including three for losses, with one sack and five QB pressures ... Made NFL debut Oct. 12 at N.Y. Jets and posted seven tackles, including one for loss ... On Nov. 2 vs. Jacksonville, logged first NFL sack when he dropped David Garrard for two-yard loss. **2009**—Played every regular-season game (eight starts) as Bengals claimed AFC North title, but was placed on Reserve/Injured for Wild Card playoff vs. Jets, due to right forearm fracture suffered in regular-season finale at Jets ... On Sept. 20 at Green Bay, recovered fumble by HB Ryan Grant at Bengals' 38 in third quarter, returning ball to offense for TD drive that put Bengals ahead to stay at 28-21 ... On Sept. 27 vs. Pittsburgh, had a shared sack of Ben Roethlisberger in fourth quarter that forced Steelers to punt prior to offense's game-winning TD drive. **2010**—Played in 14 Bengals games (eight starts) and had 44 tackles, 2.5 sacks, a pass defended and nine pressures ... In win Sept. 19 vs. Baltimore, had fourth-quarter pass deflection that resulted in an INT by LB Brandon Johnson ... Five tackles Dec. 12 at Pittsburgh, including

eight-yard sack of Ben Roethlisberger ... Four tackles Dec. 19 vs. Cleveland, including eight-yard sack of Colt McCoy. **2011**—Played in Games 1-11 for Bengals, including a start Oct. 16 vs. Indianapolis ... Logged 28 tackles with one sack ... Missed last five games and Wild Card playoff due to ankle injuries ... Five-yard sack of Blaine Gabbert on Oct. 9 at Jacksonville ... Line-leading four tackles Nov. 6 at Tennessee ... On Nov. 20 at Baltimore, made third-down stop of RB Ray Rice for no gain in fourth quarter, forcing a punt. **2012**—Played last eight Bengals games and Wild Card playoff after opening season on Reserve/PUP, due to hamstring injury that predated training camp ... Played in Games 9-16, logging 21 tackles, one INT and one forced fumble ... His return to active status coincided with start of Bengals' 7-1 run over final eight games ... Made season debut on Nov. 11 vs. N.Y. Giants and had an INT of Eli Manning at the Giants 18, setting up a Bengals TD ... Personal season-high six tackles in playoff-clinching win Dec. 23 at Pittsburgh ... Four tackles in his NFL postseason debut, Wild Card playoff on 1-5-13 at Houston. **2013**—In first season with Oakland, started 16 games for first time in his career and led Raiders interior linemen in tackles (49) ... Recorded first of his two sacks Dec. 15 at Kansas City, dropping Alex Smith for nine-yard loss ... On Dec. 22 at San Diego, logged career high 13 tackles, including five-yard sack of Philip Rivers. **2014**—Played in all 16 games for Oakland, starting two ... Had 36 tackles and one pass defended ... On Oct. 26 at Cleveland, part of a line that helped limit the NFL's sixth-ranked rushing offense to just 1.6 yards per carry ... On Dec. 21 vs. Buffalo, helped limit Bills to 13 rushing yards, third-lowest opponent total in Raiders history.

**College:** Played three seasons (2004 and '06-07) at Auburn, entering the NFL draft after junior season ... First team All-SEC choice by Associated Press in 2007, despite playing most of the year with cast to protect left hand fracture ... Key force inside for '07 club that ranked sixth nationally in fewest points allowed (16.9) and average net yards allowed (197.9) ... Had 4.5 sacks as junior ... Missed the 2005 season, absent from the team due to family obligations ... Majored in public administration.

**Personal:** Hometown is Fort Lauderdale, Fla. ... Earned Florida 5A All-State honors as senior at Dillard High School, where he was a PrepStar All-American as senior ... Also played prep basketball and helped lead team to state championship as a junior ... Youngest among 10 children in his family.

## PAT SIMS' STATISTICS

			DEFENSE							INTERCEPTIONS					SCORING				
YEAR	TEAM	G-S	ST	AT	TT	SKS-YDS	PD	FF	FR-YDS	NO	YDS	AVG	LG	TD	TD	TD-IntRt	TD-FRRt	S	PTS
2008	Cincinnati	11-6	31	19	50	1-2	0	0	0-0	0	0	—	—	0	—	—	—	—	—
2009	Cincinnati	16-8	20	16	36	0.5-2.5	0	0	1-0	0	0	—	—	0	—	—	—	—	—
2010	Cincinnati	14-8	19	25	44	2.5-20	1	0	0-0	0	0	—	—	0	—	—	—	—	—
2011	Cincinnati	11-1	13	15	28	1-5	0	0	0-0	0	0	—	—	0	—	—	—	—	—
2012	Cincinnati	8-0	15	6	21	0-0	1	1	0-0	1	3	3.0	3	0	—	—	—	—	—
2013	Oakland	16-16	31	18	49	2-14	0	0	0-0	0	0	—	—	0	—	—	—	—	—
2014	Oakland	16-2	16	20	36	0-0	1	0	0-0	0	0	—	—	0	—	—	—	—	—
2015	Cincinnati	8-0	4	12	16	0-0	0	0	0-0	0	0	—	—	0	—	—	—	—	—
CIN. TOTALS		68-23	102	93	195	5-29.5	2	1	1-0	1	3	3.0	3	0	—	—	—	—	—
OAK. TOTALS		32-18	47	38	85	2-14	1	0	0-0	0	0	—	—	0	—	—	—	—	—
CAREER		100-41	149	131	280	7-43.5	3	1	1-0	1	3	3.0	3	0	—	—	—	—	—

## POSTSEASON


			DEFENSE							INTERCEPTIONS					SCORING				
YEAR	TEAM	G-S	ST	AT	TT	SKS-YDS	PD	FF	FR-YDS	NO	YDS	AVG	LG	TD	TD	TD-IntRt	TD-FRRt	S	PTS
2009	Cincinnati	0-0				DID NOT PLAY*					DID NOT PLAY*					DID NOT PLAY*			
2011	Cincinnati	0-0				DID NOT PLAY*					DID NOT PLAY*					DID NOT PLAY*			
2012	Cincinnati	1-0	3	1	4	0-0	0	0	0-0	—	—	—	—	—	—	—	—	—	—
2015	Cincinnati	1-0	0	1	1	0.5-5.5	1	0	0-0	—	—	—	—	—	—	—	—	—	—
CAREER		2-0	3	2	5	0.5-5.5	1	0	0-0	—	—	—	—	—	—	—	—	—	—

\* NOTE: Sims was on the Reserve/Injured list for one postseason game with Cincinnati in 2009. He was on the Reserve/Injured list for one postseason game with Cincinnati in 2011.



## 2015 REGULAR-SEASON GAME-BY-GAME

DATE	OPPONENT	DEFENSE								INTERCEPTIONS				
		ST	AT	TT	SKS-YDS	INT-YDS	PD	FF	FR-YDS	NO	YDS	AVG	LG	TD
9-13	at Oakland	0	1	1	0-0	0-0	0	0	0-0	—	—	—	—	—
9-20	SAN DIEGO	0	0	0	0-0	0-0	0	0	0-0	—	—	—	—	—
9-27	at Baltimore				INACTIVE						INACTIVE			
10-4	KANSAS CITY	0	1	1	0-0	0-0	0	0	0-0	—	—	—	—	—
10-11	SEATTLE				INACTIVE						INACTIVE			
10-18	at Buffalo				INACTIVE						INACTIVE			
10-25	— BYE —													
11-1	at Pittsburgh	2	2	4	0-0	0-0	0	0	0-0	—	—	—	—	—
11-5	CLEVELAND				INACTIVE						INACTIVE			
11-16	HOUSTON	1	5	6	0-0	0-0	0	0	0-0	—	—	—	—	—
11-22	at Arizona				INACTIVE						INACTIVE			
11-29	ST. LOUIS				INACTIVE						INACTIVE			
12-6	at Cleveland	0	1	1	0-0	0-0	0	0	0-0	—	—	—	—	—
12-13	PITTSBURGH	0	0	0	0-0	0-0	0	0	0-0	—	—	—	—	—
12-20	at San Francisco				INACTIVE						INACTIVE			
12-28	at Denver	1	2	3	0-0	0-0	0	0	0-0	—	—	—	—	—
1-3	BALTIMORE				INACTIVE						INACTIVE			
TOTALS		4	12	16	0-0	0-0	0	0	0-0	—	—	—	—	—



## SMITH, DERRON

**S #31****Height:** 5-10**Weight:** 200**College:** Fresno State**Experience:** 2nd-year player in 2016**2015 games-starts:** 16-0**Career games-starts:** 16-0**Born:** 2-4-92**Hometown:** Banning, Calif.**Acquired:** D6'15

*Sixth-round draft choice played in every game his rookie season, seeing action primarily on special teams ... Played in 56 games and had 44 starts over five years at Fresno State (2010-14) ... One of only six players in school history to record more than 300 career tackles.*

**Career transactions:** Selected by Cincinnati in sixth round of 2015 NFL Draft (197th overall) ... Signed with Bengals on 5-12-15.

**2015 highlights:** Played in Games 1-16, with four special teams tackles ... Saw his most significant action on defense in Wild Card playoff on 1-9-16 vs. Pittsburgh, when he had three tackles ... Played in all four preseason games, logging eight tackles on defense and two on special teams.

**College:** Played four seasons at Fresno State (2010 and '12-14), with a medical hardship waiver in '11 ... Came back from shortened '11 season (due to broken arm) to earn three straight first-team All-Mountain West honors ... One of

11 players in school history to earn first-team All-Mountain West three times in a career) ... Started 14 games as a senior in 2014, with season-high 11 tackles on Aug. 30 at No. 15 USC ... Invited to play in 2015 Senior Bowl but did not participate due to injury (sports hernia) ... As the 2014 season ended, his 15 career INTs ranked second among active FBS players ... Started 13 games in 2013, helping lead Bulldogs to an 11-2 record, and finished second in the nation with seven INTs ... MVP of the Mountain West Championship game, helping Bulldogs defeat Utah State with a sack, an INT, a pass defended in end zone and seven total tackles ... Logged 18 tackles, including an INT returned 41 yards for a TD in the Las Vegas Bowl vs. USC.

**Personal:** Hometown is Banning, Calif. ... Attended Banning High School, where he played quarterback, safety and punter ... As two-way senior, rushed for 1579 yards and 13 TDs while also logging 109 tackles ... Also starred on high school basketball team, averaging 17 points per game ... Earned degree in Communications at Fresno State ... First name is pronounced "duh-RONN."

### DERRON SMITH'S STATISTICS

			DEFENSE							INTERCEPTIONS					SCORING				
YEAR	TEAM	G-S	ST	AT	TT	SKS-YDS	PD	FF	FR-YDS	NO	YDS	AVG	LG	TD	TD	TD-IntRt	TD-FRRt	S	PTS
2015	Cincinnati	16-0	0	0	0	0-0	0	0	0-0	—	—	—	—	—	—	—	—	—	—
CAREER		16-0	0	0	0	0-0	0	0	0-0	—	—	—	—	—	—	—	—	—	—

		SPECIAL TEAMS									KICKOFF RETURNS					PUNT RETURNS					
YEAR	TEAM	ST	AT	TT	FF	FR-YDS	BP	BFG	BXP	NO	YDS	AVG	FC	LG	TD	NO	YDS	AVG	FC	LG	TD
2015	Cincinnati	0	4	4	0	0-0	0	0	0	—	—	—	—	—	—	—	—	—	—	—	—
CAREER		0	4	4	0	0-0	0	0	0	—	—	—	—	—	—	—	—	—	—	—	—


### POSTSEASON

			DEFENSE							INTERCEPTIONS					SCORING				
YEAR	TEAM	G-S	ST	AT	TT	SKS-YDS	PD	FF	FR-YDS	NO	YDS	AVG	LG	TD	TD	TD-IntRt	TD-FRRt	S	PTS
2015	Cincinnati	1-0	3	0	3	0-0	0	0	0-0	—	—	—	—	—	—	—	—	—	—
CAREER		1-0	3	0	3	0-0	0	0	0-0	—	—	—	—	—	—	—	—	—	—

### DERRON SMITH'S 2015 GAME-BY-GAME STATISTICS

		DEFENSE								INTERCEPTIONS				
DATE	OPPONENT	ST	AT	TT	SKS-YDS	INT-YDS	PD	FF	FR-YDS	NO	YDS	AVG	LG	TD
9-13	at Oakland	0	0	0	0-0	0-0	0	0	0-0	—	—	—	—	—
9-20	SAN DIEGO	0	0	0	0-0	0-0	0	0	0-0	—	—	—	—	—
9-27	at Baltimore	0	0	0	0-0	0-0	0	0	0-0	—	—	—	—	—
10-4	KANSAS CITY	0	0	0	0-0	0-0	0	0	0-0	—	—	—	—	—
10-11	SEATTLE	0	0	0	0-0	0-0	0	0	0-0	—	—	—	—	—
10-18	at Buffalo	0	0	0	0-0	0-0	0	0	0-0	—	—	—	—	—
10-25	— BYE —													
11-1	at Pittsburgh	0	0	0	0-0	0-0	0	0	0-0	—	—	—	—	—
11-5	CLEVELAND	0	0	0	0-0	0-0	0	0	0-0	—	—	—	—	—
11-16	HOUSTON	0	0	0	0-0	0-0	0	0	0-0	—	—	—	—	—
11-22	at Arizona	0	0	0	0-0	0-0	0	0	0-0	—	—	—	—	—
11-29	ST. LOUIS	0	0	0	0-0	0-0	0	0	0-0	—	—	—	—	—
12-6	at Cleveland	0	0	0	0-0	0-0	0	0	0-0	—	—	—	—	—
12-13	PITTSBURGH	0	0	0	0-0	0-0	0	0	0-0	—	—	—	—	—
12-20	at San Francisco	0	0	0	0-0	0-0	0	0	0-0	—	—	—	—	—
12-28	at Denver	0	0	0	0-0	0-0	0	0	0-0	—	—	—	—	—
1-3	BALTIMORE	0	0	0	0-0	0-0	0	0	0-0	—	—	—	—	—
TOTALS		0	0	0	0-0	0-0	0	0	0-0	—	—	—	—	—

DATE	OPPONENT	SPECIAL TEAMS								KICKOFF RETURNS							PUNT RETURNS						
		ST	AT	TT	FF	FR-YDS	BP	BFG	BXP	NO	YDS	AVG	FC	LG	TD		NO	YDS	AVG	FC	LG	TD	
9-13	at Oakland	0	0	0	0	0-0	0	0	0	—	—	—	—	—	—		—	—	—	—	—	—	
9-20	SAN DIEGO	0	1	1	0	0-0	0	0	0	—	—	—	—	—	—		—	—	—	—	—	—	
9-27	at Baltimore	0	0	0	0	0-0	0	0	0	—	—	—	—	—	—		—	—	—	—	—	—	
10-4	KANSAS CITY	0	0	0	0	0-0	0	0	0	—	—	—	—	—	—		—	—	—	—	—	—	
10-11	SEATTLE	0	0	0	0	0-0	0	0	0	—	—	—	—	—	—		—	—	—	—	—	—	
10-18	at Buffalo	0	0	0	0	0-0	0	0	0	—	—	—	—	—	—		—	—	—	—	—	—	
10-25	— BYE —																						
11-1	at Pittsburgh	0	0	0	0	0-0	0	0	0	—	—	—	—	—	—		—	—	—	—	—	—	
11-5	CLEVELAND	0	1	1	0	0-0	0	0	0	—	—	—	—	—	—		—	—	—	—	—	—	
11-16	HOUSTON	0	0	0	0	0-0	0	0	0	—	—	—	—	—	—		—	—	—	—	—	—	
11-22	at Arizona	0	0	0	0	0-0	0	0	0	—	—	—	—	—	—		—	—	—	—	—	—	
11-29	ST. LOUIS	0	0	0	0	0-0	0	0	0	—	—	—	—	—	—		—	—	—	—	—	—	
12-6	at Cleveland	0	0	0	0	0-0	0	0	0	—	—	—	—	—	—		—	—	—	—	—	—	
12-13	PITTSBURGH	0	0	0	0	0-0	0	0	0	—	—	—	—	—	—		—	—	—	—	—	—	
12-20	at San Francisco	0	0	0	0	0-0	0	0	0	—	—	—	—	—	—		—	—	—	—	—	—	
12-28	at Denver	0	0	0	0	0-0	0	0	0	—	—	—	—	—	—		—	—	—	—	—	—	
1-3	BALTIMORE	0	2	2	0	0-0	0	0	0	—	—	—	—	—	—		—	—	—	—	—	—	
TOTALS		0	4	4	0	0-0	0	0	0	—	—	—	—	—	—		—	—	—	—	—	—	



## TATE, BRANDON

WR #19

**Height:** 6-1  
**Weight:** 195  
**College:** North Carolina  
**Experience:** 8th-year player in 2016

**2015 games-starts:** 16-0  
**Career games-starts:** 98-18  
**Born:** 10-5-87  
**Hometown:** Burlington, N.C.  
**Acquired:** W(N.E.)'11

*A seventh-year NFL player in 2015, Tate has contributed in various roles for Bengals, primarily as kickoff and punt returner, but also on offense ... Has moved into Bengals all-time leads for punt returns (149) and PR yards (1403) ... Provides great ball security as punt returner and has 9.2-yard career average ... Has played all 16 games in each of last six seasons (one with New England, five with Cincinnati) and has active streak of 102 consecutive NFL games played (including postseason).*

**Career transactions:** Selected by New England in third round of 2009 NFL Draft (83rd overall) ... Signed with Patriots on 7-23-09 ... Waived by Patriots on 9-3-11 ... Acquired on waivers by Cincinnati on 9-4-11 ... Re-signed with Bengals as unrestricted free agent on 3-25-13 ... Re-signed with Bengals on 3-11-14 ... Re-signed with Bengals as unrestricted free agent on 4-1-15 ... Re-signed with Bengals on 3-4-16.

**Tate takes over:** With 27 punt returns for 171 yards in 2015, Tate moved ahead of Mike Martin into Bengals all-time leads for PRs (153) and PR yards (1411). Martin (played 1983-89) had held the records at 140 returns and 1381 yards entering the season. Tate has averaged 9.2 yards per return.

**More 2015 highlights:** Played in Games 1-16 and in Wild Card playoff ... Logged two receptions for 59 yards, including a 55-yard TD, 21 punt returns for 8.0 average and 15 KORs for 22.5 average ... On Sept. 20 vs. San Diego, his 17-yard PR to Chargers 38 set up a TD drive for a 24-13 lead ... On Oct. 4 vs. Kansas City, made stellar 55-yard TD catch, with leaping grab near five-yard line and scramble into end zone after falling untouched to the turf ... Also vs. Kansas City, downed a punt at Chiefs one-yard line ... One catch for four yards Nov. 5 vs. Cleveland ... Had a 58-yard KOR, longest by Bengals of the season, on Nov. 22 at Arizona, helping set up TD drive in fourth quarter.

**Previous seasons:** **2009**—Third-round Patriots draft pick was limited by injuries to two games ... Played his first game Oct. 25 against Tampa Bay, at London, England's Wembley Stadium, and he had an 11-yard rush plus two KOR for 22.0 average ... Placed on Reserve/Injured list Nov. 14. **2010**—Led New England with 18.0-yard reception average, catching 24 for 432 yards and three TDs ... Third in AFC and sixth in NFL in KORs, with 25.8-yard average on 41 attempts ... Returned second-half kickoff 97 yards for TD Sept. 12 vs. Bengals ... Returned second-half kickoff 103 yards for TD Oct. 4 at Miami, second-longest KOR in Patriots history ... Had three catches for 101 yards (career yardage high) on Oct. 31 vs. Minnesota, including 65-yard TD that was Patriots' longest

scrimmage play of season ... Two TD receptions in regular-season finale 1-2-11 vs. Miami, for 40 and 42 yards. **2011**—Played in all 16 Bengals games, plus Wild Card playoff ... Saw action primarily on special teams, averaging 10.6 yards on 51 punt returns (eighth in AFC), with one TD, and 23.8 yards (seventh in AFC) on 42 KORs ... Named AFC Special teams Player of the Week for performance Oct. 30 at Seattle, when his 186 total return yards included 56-yard PR for TD ... On Dec. 18 at St. Louis, his 56-yard PR in third quarter set up a Cincinnati TD for a 13-6 lead. **2012**—Played in every Bengals game, logging 13 catches for 211 yards and one TD ... Also played in Wild Card playoff ... His 16.2-yard per-catch average led the team ... Averaged 8.9 yards on 21 PRs and 24.8 yards on 32 KORs ... Three-for-71 receiving in win Sept. 16 vs. Cleveland, including a 44-yard TD in third quarter ... On Oct. 14 at Cleveland, had 32-yard PR that set up a TD ... In playoff-clinching win on Dec. 23 at Pittsburgh, had a 23-yard gain to the Pittsburgh 24-yard line on a shovel pass in the second quarter, setting up a Cincinnati FG. **2013**—Played in every game ... Saw brief action on offense and had one catch for six yards ... Averaged 26.1 yards on 35 KORs and 9.3 yards on 36 PRs ... In overtime on Oct. 13 at Buffalo, set up offense at Bills 33 with a 29-yard PR, and three plays later, Mike Nugent kicked game-winning 43-yard FG ... On Oct. 27 vs. N.Y. Jets, his 71-yard KOR to Jets 29 set up a TD ... Averaged 25.6 yards on five KORs in Wild Card playoff on 1-5-14 vs. San Diego. **2014**—Played in Games 1-16, and in Wild Card playoff ... Caught 17-for-193 with a TD, and also had three rushes for 21 yards ... Averaged 22.1 yards on 18 KORs and 9.7 yards on 18 PRs ... Started Games 5-7 at WR in place of injured A.J. Green ... One catch for 50 yards, on pass from WR Mohamed Sanu, on Sept. 14 vs. Atlanta ... Started at WR and caught four-for-38 with a five-yard TD on Oct. 12 vs. Carolina, and had one rush for nine yards ... On Dec. 14 at Cleveland, his 30-yard PR in second quarter set up a 36-yard TD drive ... In playoff-clinching win Dec. 22 vs. Denver, his 49-yard PR to Broncos 22 in fourth quarter set up FG that put Bengals ahead to stay at 30-28.

**College:** Left North Carolina with NCAA record for combined career punt and KOR yards (3523), despite missing final seven games of 2008 senior season ... Set Atlantic Coast Conference records for both career KORs (109) and career KOR yards (2688) ... In 2006 vs. Duke, became ninth player in NCAA history to return a kickoff and a punt for TDs in same game.

**Personal:** Hometown is Burlington, N.C. ... Attended Cummings High School, where he was a three-year starter in both football and basketball ... Helped lead prep basketball team to a state title as a junior, playing guard ... Communications major at North Carolina.

### BRANDON TATE'S STATISTICS

			RECEIVING					RUSHING					SCORING						
YEAR	TEAM	G-S	NO	YDS	AVG	LG	TD	ATT	YDS	AVG	LG	TD	TD	TD-R	TD-P	TD-Rt	2-PtC	PTS	
2009	New England	2-1	0	0	—	—	0	1	11	11.0	11	0	0	0	0	0	0	0	
2010	New England	16-10	24	432	18.0	65t	3	5	62	12.4	22	0	5	0	3	*2	0	30	
2011	Cincinnati	16-0	0	0	—	—	0	0	0	—	—	0	1	0	0	*1	0	6	
2012	Cincinnati	16-3	13	211	16.2	44t	1	1	0	0.0	0	0	1	0	1	0	0	6	
2013	Cincinnati	16-0	1	6	6.0	6	0	0	0	—	—	0	0	0	0	0	0	0	
2014	Cincinnati	16-4	17	193	11.4	50	1	3	21	7.0	12	0	1	0	1	0	0	6	
2015	Cincinnati	16-0	2	59	29.5	55t	1	0	0	—	—	0	1	0	1	0	0	6	
N.E. TOTALS		18-11	24	432	18.0	65t	3	6	73	12.2	22	0	5	0	3	2	0	30	
CIN. TOTALS		80-7	33	469	14.2	55t	3	4	21	5.3	12	0	4	0	3	1	0	24	
CAREER		98-18	57	901	15.8	65t	6	10	94	9.4	22	0	9	0	6	3	0	54	

		SPECIAL TEAMS									KICKOFF RETURNS						PUNT RETURNS					
YEAR	TEAM	ST	AT	TT	FF	FR-YDS	BP	BFG	BXP	NO	YDS	AVG	FC	LG	TD	NO	YDS	AVG	FC	LG	TD	
2009	New England	0	0	0	0	0-0	0	0	0	4	106	26.5	0	34	0	0	0	—	0	—	0	
2010	New England	0	0	0	0	0-0	0	0	0	41	1057	25.8	0	103t	2	1	4	4.0	0	4	0	
2011	Cincinnati	0	0	0	0	0-0	0	0	0	42	998	23.8	0	45	0	51	543	10.6	17	56t	1	
2012	Cincinnati	0	0	0	0	0-0	0	0	0	32	795	24.8	0	45	0	21	187	8.9	11	32	0	
2013	Cincinnati	0	0	0	0	0-0	0	0	0	35	914	26.1	0	71	0	36	336	9.3	16	43	0	
2014	Cincinnati	0	0	0	0	0-0	0	0	0	18	397	22.1	0	31	0	18	174	9.7	14	49	0	
2015	Cincinnati	0	1	1	0	0-0	0	0	0	18	413	22.9	0	58	0	27	171	6.3	11	18	0	
N.E. TOTALS		0	0	0	0	0-0	0	0	0	45	1163	25.8	0	103t	2	1	4	4.0	0	4	0	
CIN. TOTALS		0	1	1	0	0-0	0	0	0	145	3517	24.3	0	71	0	153	1411	9.2	69	56t	1	
CAREER		0	1	1	0	0-0	0	0	0	190	4680	24.6	0	103t	2	154	1415	9.2	69	56t	1	

RECEIVING SINGLE-GAME HIGHS: RECEPTIONS—4 (four times; most recently for Cincinnati on 10-12-14 vs. Carolina). YARDS—101 (for New England; 10-31-10 vs. Minnesota). LONG—65t (for New England; 10-31-10 vs. Minnesota). TOUCHDOWNS—1 (six times; most recently for Cincinnati on 10-4-15 vs. Kansas City).

RUSHING SINGLE-GAME HIGHS: ATTEMPTS—1 (nine times; most recently for Cincinnati on 10-12-14 vs. Carolina). YARDS—22 (for New England; 10-17-10 vs. Baltimore). LONG—22 (for New England; 10-17-10 vs. Baltimore). TOUCHDOWNS—(none).

KICKOFF RETURN SINGLE-GAME HIGHS: RETURNS—7 (for Cincinnati; 10-5-14 at New England). YARDS—184 (for New England; 9-12-10 vs. Cincinnati). LONG—103t (for New England; 10-4-10 at Miami). TOUCHDOWNS—1 (two times; most recently for New England on 10-4-10 at Miami).

PUNT RETURN SINGLE-GAME HIGHS: RETURNS—7 (for Cincinnati; 10-2-11 vs. Buffalo). YARDS—73 (two times; most recently for Cincinnati on 12-8-13 vs. Indianapolis). LONG—56 (two times; most recently for Cincinnati on 12-18-11 at St. Louis ... [NOTE: Tate's first 56-yarder — on 10-30-11 at Seattle — went for a TD while his most recent one did not]). TOUCHDOWNS—1 (for Cincinnati; 10-30-11 at Seattle).

### POSTSEASON

YEAR	TEAM	G-S	RECEIVING					RUSHING					SCORING					
			NO	YDS	AVG	LG	TD	ATT	YDS	AVG	LG	TD	TD	TD-R	TD-P	TD-Rt	2-PTC	PTS
2009	New England	0-0	DID NOT PLAY**					DID NOT PLAY**					DID NOT PLAY**					
2010	New England	1-1	0	0	—	—	0	1	11	11.0	11	0	—	—	—	—	—	—
2011	Cincinnati	1-0	0	0	—	—	0	0	0	—	—	0	—	—	—	—	—	—
2012	Cincinnati	1-0	0	0	—	—	0	0	0	—	—	0	—	—	—	—	—	—
2013	Cincinnati	1-0	0	0	—	—	0	0	0	—	—	0	—	—	—	—	—	—
2014	Cincinnati	1-0	0	0	—	—	0	0	0	—	—	0	—	—	—	—	—	—
2015	Cincinnati	1-0	0	0	—	—	0	0	0	—	—	0	—	—	—	—	—	—
N.E. TOTALS		1-1	0	0	—	—	0	1	11	11.0	11	0	—	—	—	—	—	—
CIN. TOTALS		5-0	0	0	—	—	0	0	0	—	—	0	—	—	—	—	—	—
CAREER		6-1	0	0	—	—	0	1	11	11.0	11	0	—	—	—	—	—	—

YEAR	TEAM	SPECIAL TEAMS								KICKOFF RETURNS						PUNT RETURNS					
		ST	AT	TT	FF	FR-YDS	BP	BFG	BXP	NO	YDS	AVG	FC	LG	TD	NO	YDS	AVG	FC	LG	TD
2010	New England	—	—	—	—	—	—	—	—	5	108	21.6	0	33	0	0	0	—	0	—	0
2011	Cincinnati	—	—	—	—	—	—	—	—	1	22	22.0	0	22	0	3	20	6.7	1	8	0
2012	Cincinnati	—	—	—	—	—	—	—	—	1	43	43.0	0	43	0	2	12	6.0	0	12	0
2013	Cincinnati	—	—	—	—	—	—	—	—	5	128	25.6	0	33	0	3	6	2.0	3	12	0
2014	Cincinnati	—	—	—	—	—	—	—	—	0	0	—	0	—	0	1	19	19.0	0	19	0
2015	Cincinnati	—	—	—	—	—	—	—	—	0	0	—	0	—	0	1	10	10.0	2	10	0
N.E. TOTALS		—	—	—	—	—	—	—	—	5	108	21.6	0	33	0	0	0	—	0	—	0
CIN. TOTALS		—	—	—	—	—	—	—	—	7	193	27.6	0	43	0	10	67	6.7	6	19	0
CAREER		—	—	—	—	—	—	—	—	12	301	25.1	0	43	0	10	67	6.7	6	19	0


\* NOTE: Tate scored two TDs on kickoff returns with New England in 2010. In 2011, scored a TD on punt return with Cincinnati.

\*\* NOTE: Tate was on the Reserve/Injured list for one postseason game with New England in 2009.

### 2015 REGULAR-SEASON GAME-BY-GAME

DATE	OPPONENT	RECEIVING						RUSHING					
		NO	YDS	AVG	LG	TD		ATT	YDS	AVG	LG	TD	
9-13	at Oakland	0	0	—	—	0		—	—	—	—	—	
9-20	SAN DIEGO	0	0	—	—	0		—	—	—	—	—	
9-27	at Baltimore	0	0	—	—	0		—	—	—	—	—	
10-4	KANSAS CITY	1	55	55.0	55t	1		—	—	—	—	—	
10-11	SEATTLE	0	0	—	—	0		—	—	—	—	—	
10-18	at Buffalo	0	0	—	—	0		—	—	—	—	—	
10-25	— BYE —												
11-1	at Pittsburgh	0	0	—	—	0		—	—	—	—	—	
11-5	CLEVELAND	1	4	4.0	4	0		—	—	—	—	—	
11-16	HOUSTON	0	0	—	—	0		—	—	—	—	—	
11-22	at Arizona	0	0	—	—	0		—	—	—	—	—	
11-29	ST. LOUIS	0	0	—	—	0		—	—	—	—	—	
12-6	at Cleveland	0	0	—	—	0		—	—	—	—	—	
12-13	PITTSBURGH	0	0	—	—	0		—	—	—	—	—	
12-20	at San Francisco	0	0	—	—	0		—	—	—	—	—	
12-28	at Denver	0	0	—	—	0		—	—	—	—	—	
1-3	BALTIMORE	0	0	—	—	0		—	—	—	—	—	
TOTALS		2	59	29.5	55t	1		—	—	—	—	—	

DATE	OPPONENT	SPECIAL TEAMS								KICKOFF RETURNS						PUNT RETURNS					
		ST	AT	TT	FF	FR-YDS	BP	BFG	BXP	NO	YDS	AVG	FC	LG	TD	NO	YDS	AVG	FC	LG	TD
9-13	at Oakland	0	0	0	0	0-0	0	0	0	2	14	7.0	0	8	0	0	0	—	3	—	0
9-20	SAN DIEGO	0	0	0	0	0-0	0	0	0	1	29	29.0	0	29	0	2	29	14.5	0	17	0
9-27	at Baltimore	0	0	0	0	0-0	0	0	0	0	0	—	0	—	0	3	25	8.3	0	18	0
10-4	KANSAS CITY	0	0	0	0	0-0	0	0	0	0	0	—	0	—	0	1	7	7.0	0	7	0
10-11	SEATTLE	0	0	0	0	0-0	0	0	0	4	87	21.8	0	26	0	2	27	13.5	0	17	0
10-18	at Buffalo	0	0	0	0	0-0	0	0	0	1	8	8.0	0	8	0	1	5	5.0	0	5	0
10-25	— BYE —																				
11-1	at Pittsburgh	0	0	0	0	0-0	0	0	0	2	52	26.0	0	27	0	1	5	5.0	1	5	0
11-5	CLEVELAND	0	0	0	0	0-0	0	0	0	0	0	—	0	—	0	2	4	2.0	0	3	0
11-16	HOUSTON	0	0	0	0	0-0	0	0	0	1	22	22.0	0	22	0	3	27	9.0	1	11	0
11-22	at Arizona	0	0	0	0	0-0	0	0	0	1	58	58.0	0	58	0	2	5	2.5	2	5	0
11-29	ST. LOUIS	0	1	1	0	0-0	0	0	0	0	0	—	0	—	0	2	16	8.0	1	13	0
12-6	at Cleveland	0	0	0	0	0-0	0	0	0	0	0	—	0	—	0	2	18	9.0	0	12	0
12-13	PITTSBURGH	0	0	0	0	0-0	0	0	0	3	68	22.7	0	27	0	0	0	—	0	—	0
12-20	at San Francisco	0	0	0	0	0-0	0	0	0	2	46	23.0	0	24	0	2	-5	-2.5	3	-2	0
12-28	at Denver	0	0	0	0	0-0	0	0	0	1	29	29.0	0	29	0	4	8	2.0	0	7	0
1-3	BALTIMORE	0	0	0	0	0-0	0	0	0	0	0	—	0	—	0	0	0	—	0	—	0
TOTALS		0	1	1	0	0-0	0	0	0	18	413	22.9	0	58	0	27	171	6.3	11	18	0



# THOMPSON, BRANDON

DT #98

Height: 6-2

Weight: 310

College: Clemson

Experience: 5th-year player in 2016

2015 games-starts: 9-0

Career games-starts: 39-7

Born: 10-19-89

Hometown: Thomasville, Ga.

Acquired: D3b'12

*A fourth-year NFL and Bengals player for 2015, Thompson played in nine games ... Had key stop in win Nov. 5 vs. Cleveland ... Held starting DT job in 2013 for last seven games and Wild Card playoff, replacing injured Geno Atkins.*

**Career transactions:** Selected by Cincinnati in third round of 2012 NFL Draft (93rd overall) ... Signed with Bengals on 7-25-12 ... Re-signed with Bengals as unrestricted free agent on 3-25-16.

**2015 highlights:** Played in Games 3, 5, 6, 8, 10-11 and 14-16 ... Inactive for the other seven games, and on Reserve/Injured list for Wild Card playoff, due to knee injury suffered Jan. 3 vs. Baltimore ... Had a shared sack among his eight tackles, three for losses ... Logged two tackles, including one for a loss, in his season debut on Sept. 27 at Baltimore ... On Oct. 11 vs. Seattle, logged two tackles, including one for loss against RB Thomas Rawls ... On Oct. 18 at Buffalo, logged one tackle, a shared sack that dropped E.J. Manuel for no gain in second quarter ... On Nov. 5 vs. Cleveland, dropped RB Duke Johnson for five-yard loss on first-and-goal from Cincinnati four in first quarter, key play in forcing Browns to settle for FG and 7-3 deficit ... One tackle and two QB hits Jan. 3 vs. Baltimore, prior to suffering knee injury.

**Previous seasons:** **2012**—Played in three games as a rookie (Games 1-2 and 4), and recorded two tackles ... Inactive for Games 3 and 5-16 ... One tackle Sept. 10 at Baltimore and Sept. 16 vs. Cleveland. **2013**—Played in every game, and started last seven, plus Wild Card playoff, as replacement for injured Geno Atkins ... Had 48 tackles in regular season, with 1.5 sacks ... Two

tackles, with a seven-yard shared sack of Thad Lewis, on Oct. 13 at Buffalo ... Six tackles Oct. 27 vs. N.Y. Jets, with first career solo sack, nine-yarder against Geno Smith ... Led line in tackles (seven) on Oct. 31 at Miami ... Tied for line lead in tackles (seven) on Nov. 10 at Baltimore ... Tied for line lead with six tackles on Dec. 15 at Pittsburgh ... Led the line and finished second on the team with eight tackles in Wild Card Playoff on 1-5-14 vs. San Diego. **2014**—Played in 11 games (Games 1-2 and 8-16) and in Wild Card playoff ... Had 21 tackles, including one sack ... Inactive (knee) for Games 3-7 ... Led line with six tackles on Nov. 6 vs. Cleveland ... On Dec. 14 at Cleveland, his nine-yard sack of Johnny Manziel helped force Browns punt in third quarter ... Led line with four tackles (one for-loss) in Wild Card playoff on 1-4-15 at Indianapolis.

**College:** Played four seasons (2008-11) at Clemson ... Durable performer saw action in 53 games, and 37 of his 38 starts came in his last three seasons ... Finished with 208 total tackles, including 4.5 sacks and 22.5 tackles-for-loss ... Had two forced fumbles and three fumble recoveries ... Was a team captain for 10-4 club as a senior and was named honorable mention All-America by Pro Football Weekly ... Had one of the dominant weightlifting performances at 2012 NFL Combine, with 35 bench presses (225 pounds).

**Personal:** Hometown is Thomasville, Ga. ... Attended Thomasville (Ga.) High School, where he was a four-year starter as a two-way lineman ... Earned all-state honors as both a junior and a senior ... As a senior at Thomasville, he was named the state's Defensive Player of the Year by the Atlanta Journal-Constitution newspaper ... Management major at Clemson.

## BRANDON THOMPSON'S STATISTICS

YEAR	TEAM	G-S	DEFENSE							INTERCEPTIONS					SCORING				
			ST	AT	TT	SKS-YDS	PD	FF	FR-YDS	NO	YDS	AVG	LG	TD	TD	TD-IntRt	TD-FRRt	S	PTS
2012	Cincinnati	3-0	1	1	2	0-0	0	0	0-0	—	—	—	—	—	—	—	—	—	—
2013	Cincinnati	16-7	20	28	48	1.5-12.5	0	0	0-0	—	—	—	—	—	—	—	—	—	—
2014	Cincinnati	11-0	10	11	21	1-9	0	0	0-0	—	—	—	—	—	—	—	—	—	—
2015	Cincinnati	9-0	4	4	8	0.5-0	0	0	0-0	—	—	—	—	—	—	—	—	—	—
CAREER		39-7	35	44	79	3-21.5	0	0	0-0	—	—	—	—	—	—	—	—	—	—

## POSTSEASON

YEAR	TEAM	G-S	DEFENSE							INTERCEPTIONS					SCORING				
			ST	AT	TT	SKS-YDS	PD	FF	FR-YDS	NO	YDS	AVG	LG	TD	TD	TD-IntRt	TD-FRRt	S	PTS
2012	Cincinnati	0-0	DID NOT PLAY*							DID NOT PLAY*					DID NOT PLAY*				
2013	Cincinnati	1-1	5	3	8	0-0	0	0	0-0	—	—	—	—	—	—	—	—	—	—
2014	Cincinnati	1-0	2	2	4	0-0	0	0	0-0	—	—	—	—	—	—	—	—	—	—
2015	Cincinnati	0-0	DID NOT PLAY*							DID NOT PLAY*					DID NOT PLAY*				
CAREER		2-1	7	5	12	0-0	0	0	0-0	—	—	—	—	—	—	—	—	—	—

\* NOTE: Thompson was inactive for one postseason game with Cincinnati in 2012. He was on the Reserve/Injured list for one postseason game with Cincinnati in 2015.

## 2015 REGULAR-SEASON GAME-BY-GAME

		DEFENSE								INTERCEPTIONS				
DATE	OPPONENT	ST	AT	TT	SKS-YDS	INT-YDS	PD	FF	FR-YDS	NO	YDS	AVG	LG	TD
9-13	at Oakland					INACTIVE								
9-20	SAN DIEGO					INACTIVE								
9-27	at Baltimore	1	1	2	0-0	0-0	0	0	0-0	—	—	—	—	—
10-4	KANSAS CITY					INACTIVE								
10-11	SEATTLE	1	1	2	0-0	0-0	0	0	0-0	—	—	—	—	—
10-18	at Buffalo	0	1	1	0.5-0	0-0	0	0	0-0	—	—	—	—	—
10-25	— BYE —													
11-1	at Pittsburgh					INACTIVE								
11-5	CLEVELAND	1	0	1	0-0	0-0	0	0	0-0	—	—	—	—	—
11-16	HOUSTON					INACTIVE								
11-22	at Arizona	0	0	0	0-0	0-0	0	0	0-0	—	—	—	—	—
11-29	ST. LOUIS	0	1	1	0-0	0-0	0	0	0-0	—	—	—	—	—
12-6	at Cleveland					INACTIVE								
12-13	PITTSBURGH					INACTIVE								
12-20	at San Francisco	0	0	0	0-0	0-0	0	0	0-0	—	—	—	—	—
12-28	at Denver	0	0	0	0-0	0-0	0	0	0-0	—	—	—	—	—
1-3	BALTIMORE	1	0	1	0-0	0-0	0	0	0-0	—	—	—	—	—
TOTALS		4	4	8	0.5-0	0-0	0	0	0-0	—	—	—	—	—





## THURMAN, TRIP

G/C #67

Height: 6-5  
Weight: 315  
College: Florida  
Experience: Rookie in 2016

2015 games-starts: 0-0  
Career games-starts: 0-0  
Born: 10-20-92  
Hometown: Dover, Del.  
Acquired: CFA'16

*College free agent signee was rated among Florida's best leaders and most inspirational players, overcoming serious 2013 shoulder injury to have successful final two seasons ... Played both G positions, as well as C ... Signed with Bengals after promising work as tryout player in team's rookie minicamp.*


Career transactions: Signed with Cincinnati as a college free agent on 5-8-16.

More college highlights: Played four seasons (2012-15) for Florida, and saw action in one game in a redshirt season in 2011 ... Saw action in 42 games, with 24 starts. **2015**—Only offensive player to start every game for a 10-4 team that reached Citrus Bowl vs. Michigan ... Voted a team captain ...

Started six games at LG, five at RG and three at C ... Helped pave way for 1035 rushing yards by Kelvin Taylor. **2014**—Played in all 12 games, with 10 starts ... Aided pass protection that allowed only 17 sacks. **2013**—Played in all 12 games in reserve role. **2012**—Saw action in three games. **2011**—Played in one game on special teams, but was credited with a redshirt year.

High school: Attended Dover (Del.) High School, where he was rated by Rivals.com as a four-star recruit, including top player overall in Delaware ... Earned first-team all-conference honors on both sides of the ball.

Personal: Hometown is Dover, Del. ... At Florida, named to SEC First-Year Academic Honor Roll.



## UZOMAH, C.J.

TE #87

Height: 6-6  
 Weight: 265  
 College: Auburn  
 Experience: 2nd-year player in 2016

2015 games-starts: 5-0  
 Career games-starts: 5-0  
 Born: 1-14-93  
 Hometown: Suwanee, Ga.  
 Acquired: D5'15

*A 2015 fifth-round draft choice prized by Bengals coaches for his potential, Uzomah earned first playing time in December and January ... Has fine speed and athleticism for his size, creating potential mismatches in coverage, and has long arms to aid blocking efforts ... Seven of 29 career Auburn catches were for TDs, including big plays in 2013 as Auburn went 12-2, missing national title with three-point loss to Florida State in BCS Championship game.*

Career transactions: Selected by Cincinnati in fifth round of 2015 NFL Draft (157th overall) ... Signed with Bengals on 5-14-15.

2015 highlights: Played in Games 12-16, after being on roster but inactive for Games 1-11 ... Also played in Wild Card playoff ... Logged one reception for four yards and a special teams tackle ... Made NFL debut Dec. 6 at Cleveland, and had a four-yard reception from Andy Dalton to Cleveland 21 on a fourth-and-two play in fourth quarter, helping set up a FG ... Had 11 offensive snaps and 15 on special teams on Dec. 20 at San Francisco ... Played 24 offensive snaps and 19 on special teams Dec. 28 at Denver, seeing extra action on offense due to injuries to Tyler Eifert and Ryan Hewitt ... One special teams tackle Jan. 3 vs. Baltimore.

College: Played four seasons (2011-14) at Auburn, seeing action in 49 games with 13 starts ... Played in 13 games with five starts as a senior, recording 11 receptions for 145 yards and three TDs ... Caught a 20-yard TD pass on 1-1-15 in the Outback Bowl vs. Wisconsin ... As a junior, played in 13 games with five starts for BCS National Championship Game qualifiers ... Recorded 11 receptions for 154 yards and three TDs ... On Nov. 30, 2013 vs. Alabama, he kept playing after suffering a separated shoulder, and had a 13-yard TD catch in 34-28 win ... Had a game-winning 11-yard TD catch with 0:10 remaining on Sept. 14, 2013 vs. Mississippi State ... Earned '13 second-team All-Southeastern Conference honors from Associated Press ... As a freshman, threw a four-yard TD pass to fellow TE Philip Lutzenkirchen on a trick play Nov. 12 at Georgia.

Personal: Hometown is Suwanee, Ga. ... Attended North Gwinnett High School (Sugar Hill, Ga.), where he was listed as nation's No. 8 tight end by Scout.com, and he also saw action at QB and WR ... Led North Gwinnett to 11-1 record as a junior, passing for 1750 yards and 15 TDs while also rushing for 800 yards and 10 more TDs ... Marketing major at Auburn ... Last name is pronounced "yew-ZAH-mah."

### C.J. UZOMAH'S STATISTICS


YEAR	TEAM	G-S	RECEIVING					RUSHING					SCORING					
			NO	YDS	AVG	LG	TD	ATT	YDS	AVG	LG	TD	TD	TD-R	TD-P	TD-Rt	2-PtC	PTS
2015	Cincinnati	5-0	1	4	4.0	4	0	—	—	—	—	—	—	—	—	—	—	—
CAREER		5-0	1	4	4.0	4	0	—	—	—	—	—	—	—	—	—	—	—

YEAR	TEAM	SPECIAL TEAMS								KICKOFF RETURNS						PUNT RETURNS					
		ST	AT	TT	FF	FR-YDS	BP	BFG	BXP	NO	YDS	AVG	FC	LG	TD	NO	YDS	AVG	FC	LG	TD
2015	Cincinnati	1	1	2	0	0-0	0	0	0	—	—	—	—	—	—	—	—	—	—	—	—
CAREER		1	1	2	0	0-0	0	0	0	—	—	—	—	—	—	—	—	—	—	—	—

### POSTSEASON

YEAR	TEAM	G-S	RECEIVING					RUSHING					SCORING					
			NO	YDS	AVG	LG	TD	ATT	YDS	AVG	LG	TD	TD	TD-R	TD-P	TD-Rt	2-PtC	PTS
2015	Cincinnati	1-0	0	0	—	—	0	—	—	—	—	—	—	—	—	—	—	—
CAREER		1-0	0	0	—	—	0	—	—	—	—	—	—	—	—	—	—	—



## VIGIL, NICK

LB #59

**Height:** 6-2  
**Weight:** 239  
**College:** Utah State  
**Experience:** Rookie in 2016

**2015 games-starts:** 0-0  
**Career games-starts:** 0-0  
**Born:** 8-20-93  
**Hometown:** Plain City, Utah  
**Acquired:** D3'16

*Vigil had a highly productive career at Utah State, playing in a scheme similar to Cincinnati's, and he's seen as a prospect who can contribute quickly at the NFL level ... Prized for his speed, range and coverage skills, and he led the Mountain West in tackles last season (11.1 per game, 144 total) and finished sixth in the nation ... Opted for the draft following his junior season, and in just three campaigns, logged third-most tackles-for-loss (38.5) in program history ... His mix of skills lead to confidence he can develop into a three-down player.*

**Career transactions:** Selected by Cincinnati in third round of 2016 NFL Draft (87th overall) ... Signed with Bengals on 5-10-16.

**Head coach Marvin Lewis says:** "Nick was an inside, downhill linebacker at Utah State, in the middle of the defense, scraping, playing over-the-top and through blocks, and he did a great job. He's a smart kid. You can tell he understands the passing game, playing in passing lanes, and he has been productive there. He's a good fit for us. His speed will help us on special teams right away, and he brings playmaking ability and all the things you want from a young linebacker as he comes into the National Football League."

**Singular national achievements:** Vigil was the only FBS player in the nation last season to be credited with at least nine tackles in every game. In 2014, against Brigham Young, he started on both offense (RB) and defense (LB) and was the only player in the nation to lead his team in rushing yards (57) and tackles (nine) in the same game.


**More college highlights:** Played three seasons (2013-15) at Utah State, with 30 starts among his 40 games played ... Redshirt year in 2012 ... Totaled 324 tackles, ranked 13th in school history, and had 15.5 sacks ... Also used as a situational rusher in his last two seasons, gaining 169 yards on 47

carries (3.6), with four TDs ... Named first-team All-Mountain West in each of his last two seasons. **2015**—Started all 13 games ... His conference-leading 144 tackles included three sacks, 13.5 tackles-for-loss, two forced fumbles and two fumble recoveries ... Excelled in meeting with then-No. 25 Boise State, logging 14 tackles, two sacks, 2.5 tackles-for-loss, a forced fumble and a fumble recovery ... Career-best 20 tackles vs. Air Force. **2014**—Second in tackles (123) and tackles-for-loss (16.5) on 10-4 team that capped its season with New Mexico Bowl win over UTEP ... Led team in forced fumbles (five) and had career-best seven sacks ... Rushed 41-for-152 (3.7), with three TDs, including a TD in New Mexico Bowl. **2013**—Played in 13 games (four starts) as a redshirt freshman, helping team to 9-5 record, with Poinsettia Bowl victory over Northern Illinois ... Logged team-leading 5.5 sacks while totaling 57 tackles (8.5 TFL) ... Had 3.5 sacks vs. Wyoming.

**Coach Paul Guenther says:** "There are certain players where you say, 'Eh, it may take this guy a year.' But this guy's done it. It's on tape. The evidence is there. It's the same front that we play. So I would say, yes, he's going to come in and pick it up fairly quick."

**High school:** Attended Fremont High School in Plain City, Utah, where he was named the state's Class 5A Most Valuable Player as a two-way senior ... Also all-state as a junior ... As team advanced to runner-up state finish, he rushed for 1309 yards (6.2 average) with 13 TDs and also had 300 receiving yards plus 61 tackles and an INT ... Scored 45 career TDs, with 3653 all-purpose yards ... Also lettered in basketball.

**Personal:** Hometown is Plain City, Utah (near Ogden) ... Earned Utah State degree in sociology, and earned academic All-Mountain West honors ... Brother, Zach, was an All-America LB at Utah State and is entering third season with Miami Dolphins.



## WEIDENAAR, JOHN

OT #79

**Height:** 6-7  
**Weight:** 300  
**College:** Montana State  
**Experience:** Rookie in 2016

**2015 games-starts:** 0-0  
**Career games-starts:** 0-0  
**Born:** 9-15-92  
**Hometown:** Manhattan, Mont.  
**Acquired:** CFA'16

*College free agent signee started all 49 games of his Montana State career, a program record for non-kickers ... Physically dominant player in the FCS ranks, and has the frame to further develop at the pro level.*

**Career transactions:** Signed with Cincinnati as a college free agent on 5-6-16.

**More college highlights:** Played four seasons (2012-15) for Montana State, with a redshirt year in 2011. **2015**—Started at LOT for the top-scoring team (41.9 per game) in school history ... Team averaged 519.7 net yards per game (215.9 rushing and 303.8 passing) ... Earned first-team All-Big Sky Conference honors. **2014**—Earned third-team All-Big Sky as a junior,

starting at LOT. **2013**—Starting LOT for 11-2 team ... Sophomore earned honorable mention All-Big Sky honors. **2012**—One of only two freshmen among Top 25 FCS teams to start every game on the offensive line ... Named FCS National Freshman of the Week on Oct. 15 for his effort against Eastern Washington. **2011**—Redshirted.

**High School:** Attended Manhattan (Mont.) High School, where he was a first-team All-State player as an offensive and defensive lineman and punter ... Chosen for the Montana Shrine game.

**Personal:** Hometown is Manhattan, Mont. ... Earned agriculture business degree from Montana State ... Last name is pronounced "WIDE-nar."



## WENNING, KEITH

QB #3

Height: 6-3  
Weight: 225  
College: Ball State  
Experience: 1st-year player in 2016

2015 games-starts: 0-0  
Career games-starts: 0-0  
Born: 2-14-91  
Hometown: Coldwater, Ohio  
Acquired: FA'15

*A sixth-round Baltimore selection in the 2014 draft, Wenning opened 2015 regular season on Bengals practice squad and was signed to roster prior to Game 14 ... Was active-DNP in No. 2 QB role for the last three games and the Wild Card playoff ... Spent 2014 on Baltimore practice squad ... Developed a reputation for engineering comeback victories in college.*

**Career transactions:** Selected by Baltimore in sixth round of 2014 NFL Draft (194th overall) ... Signed with Ravens on 5-14-14 ... Waived by Ravens on 8-30-14 ... Signed to Ravens practice squad on 9-1-14 ... Signed to Ravens roster on 1-12-15 ... Waived by Ravens on 5-12-15 ... Signed with Cincinnati as free agent on 6-24-15 ... Waived by Bengals on 9-5-15 ... Signed to Bengals practice squad on 9-6-15 ... Signed to Bengals roster on 12-16-15.

**2015 highlights:** On Bengals practice squad for Games 1-13 ... Signed to roster after Andy Dalton injury created a QB roster opening, and was active-DNP in No. 2 role behind AJ McCarron for Games 14-16 and Wild Card playoff ... Played in three preseason games, passing six-for-13 for 44 yards, with no TDs and one INT.

**2014:** On Ravens practice squad for all 16 games and both postseason games ... Saw action in three of four Ravens preseason games, passing 10-for-

17 for 140 yards with no TDs or INTs (rating of 85.4).

**College:** Played four seasons (2010-13) at Ball State ... A second-team All-Mid-American Conference selection in both 2012 and '13 ... As a senior, led team to 10-3 record, passing for 4100 yards and 35 TDs ... Owns Ball State career records for TD passes (92), passing yards (11,402), completions (1035) and pass attempts (1642) ... Finished career with fourth-most TD passes, passing attempts, and completions in Mid-American Conference history ... Two-time team captain who engineered 10 fourth-quarter comeback victories during his career.

**Personal:** Hometown is Coldwater, Ohio (73 miles northwest of Dayton) ... Attended Coldwater High School, where he earned all-state honors at QB as senior ... Also earned all-conference honors in baseball and basketball as junior ... Married (wife Katie) ... Hobbies include golf, listening to music and spending time with his dog.

*NOTE ABOUT NFL EXPERIENCE: Wenning did not earn an accrued year of experience toward NFL free agency in 2014 or '15 because he was not on a 53-player roster, a Reserve/Injured list or a Reserve/Physically Unable to Perform list for the required minimum of six games in either season.*

### KEITH WENNING'S STATISTICS

YEAR	TEAM	G-S	PASSING										LG	SKD-YDS	RAT
			ATT	CMP	CMP%	YDS	YDS/ATT	TD	TD%	INT	INT%				
2014	Baltimore	0-0	DID NOT PLAY*												
2015	Cincinnati	0-0	DID NOT PLAY*												
BALT. TOTALS			0	0	—	0	—	0	—	0	—	—		0-0	—
CIN. TOTALS			0	0	—	0	—	0	—	0	—	—		0-0	—
CAREER			0	0	—	0	—	0	—	0	—	—		0-0	—

### POSTSEASON

YEAR	TEAM	G-S	PASSING										LG	SKD-YDS	RAT
			ATT	CMP	CMP%	YDS	YDS/ATT	TD	TD%	INT	INT%				
2014	Baltimore	0-0	DID NOT PLAY*												
2015	Cincinnati	0-0	DID NOT PLAY*												
BALT. TOTALS			0	0	—	0	—	0	—	0	—	—		0-0	—
CIN. TOTALS			0	0	—	0	—	0	—	0	—	—		0-0	—
CAREER			0	0	—	0	—	0	—	0	—	—		0-0	—

\* NOTE: Wenning was on the practice squad for 16 regular-season games and two postseason games with Baltimore in 2014. In 2015, he was on the practice squad for 13 regular-season games and active/DNP for three regular-season games and one postseason game with Cincinnati.



## WESTERMAN, CHRISTIAN

G #63

Height: 6-3  
Weight: 300  
College: Arizona State  
Experience: Rookie in 2016

2015 games-starts: 0-0  
Career games-starts: 0-0  
Born: 2-23-93  
Hometown: Chandler, Ariz.  
Acquired: D5'16

*Dubbed "the toughest kid in the draft" by Bengals OL coach Paul Alexander, Westerman excelled the last two seasons as Arizona State's starting LG ... Blocked for 1000-yard rushers in each of his two seasons as starter ... A prolific performer in weight room; named to annual list of college football "athletic freaks" compiled by Bruce Feldman of Fox Sports.*

**Career transactions:** Selected by Cincinnati in fifth round of 2016 NFL Draft (161st overall) ... Signed with Bengals on 5-17-16.

**Coach Paul Alexander says:** "I'm always on the lookout for the player I feel is the toughest kid in the draft. I watch film of course, but my best thing is, I shake the kid's hand and look him in the eye, and I judge the percentage that he would kick my butt. The more I think he would really destroy me, the more I like him. And that's the way it was with this guy."

**College highlights:** Played three seasons (2013-15) at Arizona State, after two years ('11-12) in Auburn program ... Played 26 games for ASU, with 25 starts. **2015**—Started all 13 games and earned All-Pac 12 second-team honors, as well as team's Randall McDaniel Outstanding Offensive Lineman Award ... Supported rushing attack that averaged 207.2 gross yards per game, including 1104-yard season and 5.3 per-carry average for RB Demario Foster. **2014**—Started 12 games at LG for 10-3 team that closed with Sun Bowl win over Duke ... Supported 196.3 gross yards rushing per game, including 1081-yard season and 5.6 average for RB D.J. Foster ... Helped offense average 36.9 points per game, ranked No. 16 nationally. **2013**—Joined ASU program as


sophomore and spent regular season on scout team ... Earned first of three letters and made playing debut in Sun Bowl vs. Texas Tech. **2012**—Limited by injuries at Auburn; played in two games with one start at LG. **2011**—Redshirt year at Auburn, did not play.

**A true heavyweight:** At 235 pounds as a seventh-grader, Westerman was ineligible for football due to weight limits. At that point his father helped steer him into youth boxing. "It helped get me focused on my footwork and hand speed; something that helped me at the game of football," Westerman says. "For me, it was essential to get into some kind of contact sport until I could play football again (in eighth grade). I was pretty good. I won eight or nine fights, maybe. But once I finally got to put (football) pads on again, that was my dream, and it was time to go to work. All other sports were set aside."

**High school:** Attended Hamilton High School in Chandler, Ariz., where he was rated the No. 1 guard prospect in the nation by Scout.com and the No. 2 OT prospect nationally by ESPN.com ... As a junior and senior, helped lead team to back-to-back undefeated seasons (29-0 record) ... Named a USA Today first-team All-American as a senior, made Associated Press "Top 25 Players in the West" and played in Under Armour All-American game.

**Personal:** Hometown is Chandler, Ariz. ... Father, Chris, was a three-year offensive line starter at California ... Mother, Jodie, is a dancer and fitness expert and a former Miami Dolphins cheerleader.





## WHITWORTH, ANDREW

OT #77

**Height:** 6-7  
**Weight:** 330  
**College:** Louisiana State  
**Experience:** 11th-year player in 2016

**2015 games-starts:** 16-16  
**Career games-starts:** 152-148  
**Born:** 12-12-81  
**Hometown:** West Monroe, La.  
**Acquired:** D2'06

*A 10th-year Bengal in 2015, Whitworth was a first-temer on prestigious Associated Press All-Pro team ... Team captain also was selected in initial vote for Pro Bowl ... In 2014, was named 2014 first-team All-Pro by Peter King's Monday Morning QB and second-team All-Pro by AP ... His 158 Bengals games and 154 starts (including postseason) are most on the current roster.*

**Career transactions:** Selected by Cincinnati in second round of 2006 NFL Draft (55th overall) ... Signed with Bengals on 7-29-06 ... Signed contract extension with Bengals on 7-27-08 ... Signed contract extension with Bengals on 8-31-11 ... Signed contract extension with Bengals on 9-23-15.

**Pro Bowl participation:** Has played in two Pro Bowls ... In 2012 season, played for AFC at Honolulu, added as first alternate ... In 2015 season, selected in initial voting and started for victorious Team Irvin at Honolulu.

**2015 highlights:** Started at LOT in Games 1-16 and in Wild Card playoff ... Supported second straight sack-free game Sept. 20 vs. San Diego, with 175-yard rushing output ... Led pass protection that helped QB Andy Dalton pass for a career-high 383 yards on Sept. 27 at Baltimore ... On Oct. 4 vs. Kansas City, helped team allow no sacks and helped Bengals post first game in franchise history with more than 300 net passing yards (321) and four rushing TDs ... In 27-24 OT win Oct. 11 vs. Seattle, helped lead rally from 24-7 fourth-quarter deficit as Bengals became first team since Week 15 of 2010 to win after trailing by 17 or more in final period ... On Nov 5 vs. Cleveland, helped Dalton post 139.8 passer rating, with three TDs and no INTs ... Supported season-high Dalton passer rating (146.8) on Dec. 6 at Cleveland ... On Dec. 20 at San Francisco, supported 115.6 passer rating for AJ McCarron in QB's NFL starting debut.

**He scores:** Whitworth had his only career pass reception on 12-12-10 at Pittsburgh — a one-yard TD after lining up as an eligible receiver. He became the first Bengals offensive lineman to score a TD since OT Melvin Tuten vs. Jacksonville in 1995, and no Bengals OL has scored a TD since.

**More from previous seasons:** **2006**—Veterans' injuries opened the door for rookie to make 12 starts among his 16 games played ... Made 10 of his 12 starts at LOT, replacing Levi Jones ... Made first pro start in his second game, Sept. 17 vs. Cleveland, opening at LG. **2007**—Played 1041 of team's 1047 offensive snaps (99.4 percent) as Bengals set club record for fewest sacks allowed (17) ... Started at LOT in Games 1-3 and at LG in Games 4-16. **2008**—Started Games 1-10 at LG, but suffered season-ending ankle injury Game 10 vs. Philadelphia. **2009**—Voted by teammates as a team captain ... Helped team to season record of eight games with a 100-yard rusher, including individual club mark of six by Cedric Benson ... On Oct. 11 at Baltimore, helped Benson (27-for-120) become first player in 40 games to rush for 100 yards against Baltimore ... Supported Benson's career-high 189 rushing yards Oct. 25 vs. Chicago, while also aiding a sack-free performance up front ... Supported Benson for Bengals postseason-record 169 rushing yards in Wild Card playoff on 1-9-10 vs. N.Y. Jets. **2010**—Started all 16 games at LOT ... Helped Cincinnati offense rank second in AFC and sixth in NFL in fewest sacks allowed per passing play (one every 22.07 passing plays). **2011**—Started at LOT in every game, including Wild Card playoff, as Bengals defied forecasts of a losing season ... Credited with major leadership role in helping keep together during long lockout that preceded training camp. **2012**—Helped HB BenJarvus Green-Ellis post NFL-leading 14 conversions on third-and-one rushing plays, with only one failure to convert ... Part of run-blocking effort for Green-Ellis to gain at least 100 yards four times in a five-game stretch, only second instance of a Bengals back getting four 100-yarders in five games. **2013**—Started 14 games (Games 2-8 and 10-16) ... Started at LOT for Games 2-8 and 10-12 ... Switched to LG early in Game 12, as part of a line shuffle to replace injured LG Clint Boling, and started at LG in Games 13-16 and in Wild Card playoff ... Missed all four preseason games and season opener due to rehab from offseason knee surgery ... Missed Game 9 due to knee strain ... Supported rushing totals of 164 and 155 yards in his first two games at LG, Dec. 1 at San Diego and Dec. 8 vs. Indianapolis ... Contributed to

pass protection Oct. 27 vs. N.Y. Jets allowing only one sack as Andy Dalton threw career-best five TD passes ... Aided 439-yard offensive output in Wild Card playoff on 1-5-14 vs. San Diego. **2014**—Started Games 1-16 and Wild Card playoff at LOT ... Named first-team All-Pro by Peter King's Monday Morning QB and second-team All-Pro by Associated Press ... Part of protection that allowed no sacks in Game 1-3 for first time in franchise history ... Helped lead '14 pass protection that had Bengals ranked third in NFL in fewest sacks allowed (23) and least sack yardage allowed (130), and supported rushing attack that ranked sixth in league (134.2 yards per game) ... Helped power the way for three one-yard TD runs in goal line situations on Oct. 26 vs. Baltimore, including game winning TD by Andy Dalton on fourth-and-one play late in fourth quarter ... On Nov. 16 at New Orleans, supported protection allowing only one sack for one yard as Andy Dalton posted 143.9 passer rating (his career best at the time), and helped pave way for 186 rushing yards ... Helped power offense to 244 rushing yards on Dec. 14 at Cleveland, highest rushing yardage total for the Bengals since Nov. 28, 2004 vs. Cleveland (253 yards) ... In playoff-clinching win Dec. 22 vs. Denver, helped pave way for 207 rushing yards and was part of pass protection that allowed no sacks.

**College:** A pillar of the LSU line from 2002-05, Whitworth never missed a game or a practice due to injury ... Closed career with the second-most starts (52) in NCAA Division I annals ... Played primarily LOT and was credited with no sacks allowed as a senior and only one as a junior ... Earned All-SEC first-team honors as both a junior and senior, including consensus nod as a senior ... Started every game as a sophomore in 2003 as LSU won BCS national championship with 13-1 mark ... Spent five years at LSU, including 2001 redshirt.

**Personal:** Hometown is West Monroe, La. ... Led West Monroe High School to three Class 5A state football titles, as a freshman, sophomore and senior ... Graduated from LSU in December 2005 with degree in general studies ... Former junior tennis champion in Louisiana, and is also an excellent golfer ... Married (wife Melissa), with three children (twins Sarah and Drew, and Michael), and a fourth child due during the 2014 season ... A Bengals leader in community service, working through his BigWhit 77 Foundation ... Hosts a fund-raising golf tournament in Louisiana, and enjoys serving as a motivational speaker to youth groups, and is known for having personally reached out to families in need.

### ANDREW WHITWORTH'S STATISTICS

#### GAMES-STARTS

YEAR	TEAM	GAMES	STARTS
2006	Cincinnati.....	16	12
2007	Cincinnati.....	16	16
2008	Cincinnati.....	10	10
2009	Cincinnati.....	16	16
2010	Cincinnati.....	16	16
2011	Cincinnati.....	16	16
2012	Cincinnati.....	16	16
2013	Cincinnati.....	14	14
2014	Cincinnati.....	16	16
2015	Cincinnati.....	16	16
CAREER		152	148

#### RECEIVING

YEAR	TEAM	NO	YDS	AVG	LG	TD
2010	Cincinnati.....	1	1	1.0	1t	1
CAREER		1	1	1.0	1t	1

#### POSTSEASON

#### GAMES-STARTS

YEAR	TEAM	GAMES	STARTS
2009	Cincinnati.....	1	1
2011	Cincinnati.....	1	1
2012	Cincinnati.....	1	1
2013	Cincinnati.....	1	1
2014	Cincinnati.....	1	1
2015	Cincinnati.....	1	1
CAREER		6	6



# WILLIAMS, DeSHAWN

DT #69

**Height:** 6-1  
**Weight:** 295  
**College:** Clemson  
**Experience:** 1st-year player in 2016

**2015 games-starts:** 0-0  
**Career games-starts:** 0-0  
**Born:** 12-29-92  
**Hometown:** Central, S.C.  
**Acquired:** CFA'15

*College free agent spent his first regular season on Bengals practice squad, and he was added to roster for Wild Card playoff (inactive) ... Had two sacks in preseason ... Appeared in 53 games with 17 starts during his four-year career at Clemson ... Tied for fourth in Clemson history in games played ... Credited by analysts with active hands and the ability to shed blockers.*

**Career transactions:** Signed with Cincinnati as college free agent on 5-8-15 ... Waived by Bengals on 9-5-15 ... Signed to Bengals practice squad on 9-6-15 ... Signed to Bengals roster on 1-6-16.

**2015 recap:** Played in all four preseason games, with a pair of sacks among his four tackles ... On Bengals practice squad for Games 1-16 ... Signed to roster for Wild Card playoff, replacing injured DT Brandon Thompson, and was inactive for the game.

**College:** Played four seasons (2011-14) at Clemson ... Emerged as a co-

starter in 2013 and '14 ... Logged 161 tackles, including 16.5 for loss and five sacks, during his career ... Appeared in 13 games (seven starts) as a senior, with a fourth-down pass breakup to ice win vs. Louisville ... Earned invite after senior season to NFLPA Collegiate Bowl all-star game ... Blocked a PAT in 2013 season Orange Bowl win against No. 6 Ohio State.

**Personal:** Hometown is Central, S.C. ... Attended Daniel (S.C.) High School, where he logged 106 tackles as a senior, including 26 for-loss and seven sacks ... Helped lead Daniel to 13-1 records as both a sophomore and junior ... Third in state in shot put as a prep junior ... Earned sociology degree from Clemson ... Father, Ronald, rushed for 1824 yards at Clemson from 1990-92.

*NOTE ABOUT NFL EXPERIENCE: Williams did not earn an accrued year of experience toward NFL free agency in 2015 because he was not on a 53-player roster, a Reserve/Injured list or a Reserve/Physically Unable to Perform list for the required minimum of six games.*

## DeSHAWN WILLIAMS' STATISTICS

			DEFENSE						INTERCEPTIONS						SCORING				
YEAR	TEAM	G-S	ST	AT	TT	SKS-YDS	PD	FF	FR-YDS	NO	YDS	AVG	LG	TD	TD	TD-IntRt	TD-FRRt	S	PTS
2015	Cincinnati	0-0	DID NOT PLAY*						DID NOT PLAY*						DID NOT PLAY*				
CAREER		0-0	0	0	0	0-0	0	0	0-0	—	—	—	—	—	—	—	—	—	—

## POSTSEASON

			DEFENSE						INTERCEPTIONS						SCORING				
YEAR	TEAM	G-S	ST	AT	TT	SKS-YDS	PD	FF	FR-YDS	NO	YDS	AVG	LG	TD	TD	TD-IntRt	TD-FRRt	S	PTS
2015	Cincinnati	0-0	DID NOT PLAY*						DID NOT PLAY*						DID NOT PLAY*				
CAREER		0-0	0	0	0	0-0	0	0	0-0	—	—	—	—	—	—	—	—	—	—

\* NOTE: Williams was on the practice squad for 16 regular-season games and inactive for one postseason game with Cincinnati in 2015.



## WILLIAMS, SHAWN

**S #36****Height:** 6-0**Weight:** 210**College:** Georgia**Experience:** 4th-year player in 2016**2015 games-starts:** 16-4**Career games-starts:** 48-4**Born:** 5-13-91**Hometown:** Damascus, Ga.**Acquired:** D3'13

*Third-round pick in 2013 NFL Draft played primarily on special teams in 2014 and saw more defensive time in 2015, with a key INT in victory Nov. 1 at Pittsburgh ... Also had a pick on Dec. 20 at San Francisco and saw significant action in Wild Card playoff ... Led team in special teams tackles as a rookie ... Has played all 51 possible regular-season and postseason games in his Bengals career.*

**Career transactions:** Selected by Cincinnati in third round of 2013 NFL Draft (84th overall) ... Signed with Bengals on 5-24-13 ... Signed contract extension with Bengals on 5-17-16.

**2015 highlights:** Played in Games 1-16 and in Wild Card playoff ... Started Game 7, Nov. 1 at Pittsburgh, as part of a three-safety alignment, and started at SS in place of injured George Iloka on Dec. 6 at Cleveland, Dec. 20 at San Francisco and Dec. 28 at Denver ... In regular season, had 28 tackles, two INTs, five total passes defended and four special teams tackles ... On Sept. 27 at Baltimore, logged three tackles on defense, and had good pass coverage on Baltimore's final attempt that fell incomplete and essentially ended the game ... On Oct. 4 vs. Kansas City, had six tackles, seeing action in place of injured George Iloka ... Made game-changing play with his first pro INT on Nov. 1 at Pittsburgh, snagging Ben Roethlisberger pass with diving catch at Pittsburgh 45 in fourth quarter, setting up Bengals' game-deciding TD drive ... On Dec. 20 at San Francisco, ended a 49ers threat in fourth quarter with INT of Blaine Gabbert pass at Bengals one ... Four tackles and a pass defended Dec. 28 at Denver ... Five tackles (one for a loss) Jan. 3 vs. Baltimore ... Five tackles (tied for third on team) and a pass defended in Wild Card playoff on 1-9-16 vs. Pittsburgh.

**Previous seasons:** **2013**—Had seven of his team-leading 14 special teams tackles over the final six games ... Tied for team lead with two special

teams tackles Oct. 13 at Buffalo ... Two tackles on defense Oct. 27 vs. N.Y. Jets ... Tipped a Spencer Lanning punt Nov. 17 vs. Cleveland, with ball traveling only nine yards, and offense responded with 38-yard TD drive for 14-13 lead ... Also had two special teams tackles vs. Cleveland ... Two special teams tackles on Dec. 1 at San Diego, and again had two on Dec. 8 vs. Indianapolis ... One special teams stop in Wild Card playoff 1-5-14 vs. San Diego. **2014**—Played in Games 1-16 and in Wild Card playoff, seeing action primarily on special teams ... Ranked tied for third in special teams tackles (nine), and also had a special teams fumble recovery ... On Nov. 6 vs. Cleveland, had one special teams tackle and a recovery of a Jim Leonhard fumble on a punt return ... On Nov. 16 at New Orleans, teamed with LB Rey Maualuga in stopping Saints FB Erik Lorig on fourth-and-goal play from the one-yard line ... One special teams tackle in Wild Card playoff on 1-4-15 at Indianapolis.

**College:** Played four seasons (2009-12) at Georgia ... Rose to team captain status and was known as "quarterback" of the defense ... Played 13 or 14 games each season, and 27 of his 30 starts came in his last two campaigns ... Totaled 209 career tackles, including 170 over last two seasons, and had 23 special teams stops ... His run-stuffing ability was such that coaches started him at inside LB for one game as junior ... Ranked second on team with 98 tackles as senior, helping lead Bulldogs to 12-2 season and Capital One Bowl victory over Nebraska ... Allowed only 16 completions in 62 passes into his area as senior ... Twice voted team's True Grit Award at conclusion of spring practice.

**Personal:** Hometown is Damascus, Ga. ... Attended Early County High School in Blakely, Ga., where he played S, WR and LB ... Earned First-Team Class AA All-State honors from Atlanta Journal-Constitution as a senior, despite playing on a team that struggled to a 1-9 record ... Lettered in prep basketball as a power forward and center ... Consumer Economics major at Georgia.

### SHAWN WILLIAMS' STATISTICS

YEAR	TEAM	G-S	DEFENSE							INTERCEPTIONS					SCORING				
			ST	AT	TT	SKS-YDS	PD	FF	FR-YDS	NO	YDS	AVG	LG	TD	TD	TD-IntRt	TD-FRRt	S	PTS
2013	Cincinnati	16-0	1	1	2	0-0	0	0	0-0	0	0	—	—	0	—	—	—	—	—
2014	Cincinnati	16-0	0	1	1	0-0	0	0	0-0	0	0	—	—	0	—	—	—	—	—
2015	Cincinnati	16-4	22	6	28	0-0	5	0	0-0	2	14	7.0	14	0	—	—	—	—	—
CAREER		48-4	23	8	31	0-0	5	0	0-0	2	14	7.0	14	0	—	—	—	—	—

YEAR	TEAM	SPECIAL TEAMS									KICKOFF RETURNS						PUNT RETURNS					
		ST	AT	TT	FF	FR-YDS	BP	BFG	BXP		NO	YDS	AVG	FC	LG	TD	NO	YDS	AVG	FC	LG	TD
2013	Cincinnati	8	6	14	0	0-0	0	0	0	0	—	—	—	—	—	—	—	—	—	—	—	—
2014	Cincinnati	6	3	9	0	1-0	0	0	0	0	—	—	—	—	—	—	—	—	—	—	—	—
2015	Cincinnati	3	1	4	0	0-0	0	0	0	0	—	—	—	—	—	—	—	—	—	—	—	—
CAREER		17	10	27	0	1-0	0	0	0	0	—	—	—	—	—	—	—	—	—	—	—	—

### POSTSEASON

YEAR	TEAM	G-S	DEFENSE							INTERCEPTIONS					SCORING				
			ST	AT	TT	SKS-YDS	PD	FF	FR-YDS	NO	YDS	AVG	LG	TD	TD	TD-IntRt	TD-FRRt	S	PTS
2013	Cincinnati	1-0	0	0	0	0-0	0	0	0-0	—	—	—	—	—	—	—	—	—	—
2014	Cincinnati	1-0	0	0	0	0-0	0	0	0-0	—	—	—	—	—	—	—	—	—	—
2015	Cincinnati	1-0	5	0	5	0-0	0	1	0-0	—	—	—	—	—	—	—	—	—	—
CAREER		3-0	5	0	5	0-0	0	1	0-0	—	—	—	—	—	—	—	—	—	—

YEAR	TEAM	SPECIAL TEAMS									KICKOFF RETURNS						PUNT RETURNS					
		ST	AT	TT	FF	FR-YDS	BP	BFG	BXP		NO	YDS	AVG	FC	LG	TD	NO	YDS	AVG	FC	LG	TD
2013	Cincinnati	0	1	1	0	0-0	0	0	0	0	—	—	—	—	—	—	—	—	—	—	—	—
2014	Cincinnati	0	1	1	0	0-0	0	0	0	0	—	—	—	—	—	—	—	—	—	—	—	—
CAREER		0	2	2	0	0-0	0	0	0	0	—	—	—	—	—	—	—	—	—	—	—	—

## 2015 REGULAR-SEASON GAME-BY-GAME

		DEFENSE								INTERCEPTIONS				
DATE	OPPONENT	ST	AT	TT	SKS-YDS	INT-YDS	PD	FF	FR-YDS	NO	YDS	AVG	LG	TD
9-13	at Oakland	2	0	2	0-0	0-0	0	0	0-0	0	0	—	—	0
9-20	SAN DIEGO	0	0	0	0-0	0-0	0	0	0-0	0	0	—	—	0
9-27	at Baltimore	3	0	3	0-0	0-0	0	0	0-0	0	0	—	—	0
10-4	KANSAS CITY	3	3	6	0-0	0-0	0	0	0-0	0	0	—	—	0
10-11	SEATTLE	0	0	0	0-0	0-0	0	0	0-0	0	0	—	—	0
10-18	at Buffalo	0	0	0	0-0	0-0	0	0	0-0	0	0	—	—	0
10-25	— BYE —													
11-1	at Pittsburgh	1	0	1	0-0	1-0	1	0	0-0	1	0	0.0	0	0
11-5	CLEVELAND	0	0	0	0-0	0-0	0	0	0-0	0	0	—	—	0
11-16	HOUSTON	0	0	0	0-0	0-0	0	0	0-0	0	0	—	—	0
11-22	at Arizona	0	0	0	0-0	0-0	0	0	0-0	0	0	—	—	0
11-29	ST. LOUIS	1	0	1	0-0	0-0	0	0	0-0	0	0	—	—	0
12-6	at Cleveland	0	1	1	0-0	0-0	1	0	0-0	0	0	—	—	0
12-13	PITTSBURGH	1	0	1	0-0	0-0	1	0	0-0	0	0	—	—	0
12-20	at San Francisco	3	1	4	0-0	1-14	1	0	0-0	1	14	14.0	14	0
12-28	at Denver	4	0	4	0-0	0-0	1	0	0-0	0	0	—	—	0
1-3	BALTIMORE	4	1	5	0-0	0-0	0	0	0-0	0	0	—	—	0
TOTALS		22	6	28	0-0	2-14	5	0	0-0	2	14	7.0	14	0

		SPECIAL TEAMS							KICKOFF RETURNS							PUNT RETURNS					
DATE	OPPONENT	ST	AT	TT	FF	FR-YDS	BP	BFG	BXP	NO	YDS	AVG	FC	LG	TD	NO	YDS	AVG	FC	LG	TD
9-13	at Oakland	0	0	0	0	0-0	0	0	0	—	—	—	—	—	—	—	—	—	—	—	—
9-20	SAN DIEGO	0	1	1	0	0-0	0	0	0	—	—	—	—	—	—	—	—	—	—	—	—
9-27	at Baltimore	0	0	0	0	0-0	0	0	0	—	—	—	—	—	—	—	—	—	—	—	—
10-4	KANSAS CITY	0	0	0	0	0-0	0	0	0	—	—	—	—	—	—	—	—	—	—	—	—
10-11	SEATTLE	0	0	0	0	0-0	0	0	0	—	—	—	—	—	—	—	—	—	—	—	—
10-18	at Buffalo	1	0	1	0	0-0	0	0	0	—	—	—	—	—	—	—	—	—	—	—	—
10-25	— BYE —																				
11-1	at Pittsburgh	0	0	0	0	0-0	0	0	0	—	—	—	—	—	—	—	—	—	—	—	—
11-5	CLEVELAND	0	0	0	0	0-0	0	0	0	—	—	—	—	—	—	—	—	—	—	—	—
11-16	HOUSTON	0	0	0	0	0-0	0	0	0	—	—	—	—	—	—	—	—	—	—	—	—
11-22	at Arizona	1	0	1	0	0-0	0	0	0	—	—	—	—	—	—	—	—	—	—	—	—
11-29	ST. LOUIS	1	0	1	0	0-0	0	0	0	—	—	—	—	—	—	—	—	—	—	—	—
12-6	at Cleveland	0	0	0	0	0-0	0	0	0	—	—	—	—	—	—	—	—	—	—	—	—
12-13	PITTSBURGH	0	0	0	0	0-0	0	0	0	—	—	—	—	—	—	—	—	—	—	—	—
12-20	at San Francisco	0	0	0	0	0-0	0	0	0	—	—	—	—	—	—	—	—	—	—	—	—
12-28	at Denver	0	0	0	0	0-0	0	0	0	—	—	—	—	—	—	—	—	—	—	—	—
1-3	BALTIMORE	0	0	0	0	0-0	0	0	0	—	—	—	—	—	—	—	—	—	—	—	—
TOTALS		3	1	4	0	0-0	0	0	0	—	—	—	—	—	—	—	—	—	—	—	—



## WILSON, JIMMY

S #38

Height: 5-11

Weight: 205

College: Montana

Experience: 6th-year player in 2016

2015 games-starts: 13-6

Career games-starts: 73-27

Born: 7-30-86

Hometown: San Diego, Calif.

Acquired: FA'16

*Sixth-year NFL player with 73 games' NFL experience signed with Bengals as free agent as 2016 training camp began ... Spent four seasons with Miami before playing for San Diego in 2015 ... A special teams standout in addition to his defensive work, he tied Dolphins career record for blocked punts (three) ... Was with Kansas City for a portion of 2016 offseason.*

**Career transactions:** Selected by Miami in seventh round of 2011 NFL Draft (235th overall) ... Signed with Dolphins on 7-28-11 ... Signed with San Diego as unrestricted free agent on 3-14-15 ... Waived by Chargers on 12-15-15 ... Signed with Kansas City as free agent on 4-4-16 ... Contract terminated by Chiefs on 5-3-16 ... Signed with Cincinnati on 7-28-16.

**2015 highlights:** Played in 13 games, with six starts, for San Diego ... Totaled 42 tackles, one INT, one sack and one fumble recovery ... Had seven tackles, his season high, on Sept. 20 at Bengals, and also had a fumble recovery ... Five tackles in win Oct. 4 vs. Cleveland ... Intercepted a Michael Vick pass in Monday night game Oct. 12 vs. Pittsburgh ... Had 10-yard sack of Blake Bortles in win Nov. 29 at Jacksonville.

**Previous seasons:** **2011**—Rookie played in 15 games, with one start, for Miami ... Had first career INT, off Colt McCoy, on Sept. 25 at Cleveland ... Had the first of his three career blocked punts, off Chas Henry, on Dec. 11 vs.

Philadelphia, setting up a 15-yard TD drive. **2012**—Played 15 games for Dolphins, with four starts ... On Oct. 8 vs. N.Y. Jets, contributed to a win by blocking Robert Malone punt that Dolphins recovered in end zone for 10-0 lead ... First career sack (Jake Locker) on Nov. 11 vs. Tennessee. **2013**—Played in every game for Miami, with three starts ... Clinched 27-23 win Sept. 22 vs. Atlanta with INT against Matt Ryan at 0:26 mark ... Intercepted Mike Glennon pass Nov. 11 at Tampa Bay ... Aided win Dec. 8 vs. Pittsburgh with block of Matt McBriar punt, tying Dolphins' blocked-punt record with third of his career. **2014**—Played in 14 Dolphins' games, with career-best 13 starts ... Had 31-yard INT return of Matt McGloin pass in win over Oakland on Sept. 28 in London ... Hit personal season-high tackles total of seven in four games.

**College:** Played four seasons (2004-06 and 2010) at Montana ... Earned second-team All-Big Sky honors as a junior and was co-recipient of team's Golden Helmet award (for hardest hitter) ... Honorable mention All-Big Sky as a senior and sophomore ... Career totals of 190 tackles, eight INTs, 17 passes defended, 4.5 sacks and five forced fumbles ... Also had two career TDs, one an INT return and one on a blocked FG return.

**Personal:** Hometown is San Diego, Calif. ... Attended Point Loma High School, where he was football MVP as a senior and basketball MVP as a junior and senior ... Business major at Montana.

### JIMMY WILSON'S STATISTICS

			DEFENSE							INTERCEPTIONS					SCORING				
YEAR	TEAM	G-S	ST	AT	TT	SKS-YDS	PD	FF	FR-YDS	NO	YDS	AVG	LG	TD	TD	TD-IntRt	TD-FRRt	S	PTS
2011	Miami	15-1	7	2	9	0-0	5	0	0-0	1	5	5.0	5	0	—	—	—	—	—
2012	Miami	15-4	29	6	35	2-14	1	0	0-0	0	0	—	—	0	—	—	—	—	—
2013	Miami	16-3	36	1	37	0-0	5	1	0-0	2	21	10.5	23	0	—	—	—	—	—
2014	Miami	14-13	46	11	57	0-0	2	0	0-0	1	31	31.0	31	0	—	—	—	—	—
2015	San Diego	13-6	30	12	42	1-10	2	0	1-0	1	0	0.0	0	0	—	—	—	—	—
MIA. TOTALS		60-21	118	20	138	2-14	13	1	0-0	4	57	14.3	31	0	—	—	—	—	—
S.D. TOTALS		13-6	30	12	42	1-10	2	0	1-0	1	0	0.0	0	0	—	—	—	—	—
CAREER		73-27	148	32	180	3-24	15	1	1-0	5	57	11.4	31	0	—	—	—	—	—

YEAR	TEAM	SPECIAL TEAMS					KICKOFF RETURNS					PUNT RETURNS				
		ST	AT	TT	FF	FR-YDS	BP	BFG	BXP	NO	YDS	AVG	FC	LG	TD	TD
2011	Miami	7	1	8	1	0-0	1	0	0	—	—	—	—	—	—	—
2012	Miami	5	0	5	1	0-0	1	0	0	—	—	—	—	—	—	—
2013	Miami	2	0	2	0	0-0	1	0	0	—	—	—	—	—	—	—
2014	Miami	2	0	2	0	0-0	0	0	0	—	—	—	—	—	—	—
2015	San Diego	1	1	2	0	0-0	0	0	0	—	—	—	—	—	—	—
MIA. TOTALS		16	1	17	2	0-0	3	0	0	—	—	—	—	—	—	—
S.D. TOTALS		1	1	2	0	0-0	0	0	0	—	—	—	—	—	—	—
CAREER		17	2	19	2	0-0	3	0	0	—	—	—	—	—	—	—

### 2015 REGULAR-SEASON GAME-BY-GAME

		DEFENSE								INTERCEPTIONS				
DATE	OPPONENT	ST	AT	TT	SKS-YDS	INT-YDS	PD	FF	FR-YDS	NO	YDS	AVG	LG	TD
		San Diego												
9-13	DETROIT	3	0	3	0-0	0-0	0	0	0-0	0	0	—	—	0
9-20	at Cincinnati	3	4	7	0-0	0-0	0	0	1-0	0	0	—	—	0
9-27	at Minnesota	3	2	5	0-0	0-0	0	0	0-0	0	0	—	—	0
10-4	CLEVELAND	3	2	5	0-0	0-0	0	0	0-0	0	0	—	—	0
10-12	PITTSBURGH	2	1	3	0-0	1-0	2	0	0-0	1	0	0.0	0	0
10-18	at Green Bay	5	0	5	0-0	0-0	0	0	0-0	0	0	—	—	0
10-25	OAKLAND	3	0	3	0-0	0-0	0	0	0-0	0	0	—	—	0
11-1	at Baltimore	2	2	4	0-0	0-0	0	0	0-0	0	0	—	—	0
11-9	CHICAGO	2	0	2	0-0	0-0	0	0	0-0	0	0	—	—	0
11-15	— BYE —													
11-22	KANSAS CITY	2	1	3	0-0	0-0	0	0	0-0	0	0	—	—	0
11-29	at Jacksonville	1	0	1	1-10	0-0	0	0	0-0	0	0	—	—	0
12-6	DENVER	0	0	0	0-0	0-0	0	0	0-0	0	0	—	—	0
12-13	at Kansas City	1	0	1	0-0	0-0	0	0	0-0	0	0	—	—	0
12-20	MIAMI				NOT WITH AN NFL TEAM					NOT WITH AN NFL TEAM				
12-24	at Oakland				NOT WITH AN NFL TEAM					NOT WITH AN NFL TEAM				
1-3	at Denver				NOT WITH AN NFL TEAM					NOT WITH AN NFL TEAM				
TOTALS		30	12	42	1-10	1-0	2	0	1-0	1	0	0.0	0	

DATE	OPPONENT	SPECIAL TEAMS								KICKOFF RETURNS							PUNT RETURNS						
		ST	AT	TT	FF	FR-YDS	BP	BFG	BXP	NO	YDS	AVG	FC	LG	TD		NO	YDS	AVG	FC	LG	TD	
		San Diego																					
9-13	DETROIT	1	1	2	0	0-0	0	0	0	—	—	—	—	—	—		—	—	—	—	—	—	
9-20	at Cincinnati	0	0	0	0	0-0	0	0	0	—	—	—	—	—	—		—	—	—	—	—	—	
9-27	at Minnesota	0	0	0	0	0-0	0	0	0	—	—	—	—	—	—		—	—	—	—	—	—	
10-4	CLEVELAND	0	0	0	0	0-0	0	0	0	—	—	—	—	—	—		—	—	—	—	—	—	
10-12	PITTSBURGH	0	0	0	0	0-0	0	0	0	—	—	—	—	—	—		—	—	—	—	—	—	
10-18	at Green Bay	0	0	0	0	0-0	0	0	0	—	—	—	—	—	—		—	—	—	—	—	—	
10-25	OAKLAND	0	0	0	0	0-0	0	0	0	—	—	—	—	—	—		—	—	—	—	—	—	
11-1	at Baltimore	0	0	0	0	0-0	0	0	0	—	—	—	—	—	—		—	—	—	—	—	—	
11-9	CHICAGO	0	0	0	0	0-0	0	0	0	—	—	—	—	—	—		—	—	—	—	—	—	
11-15	— BYE —																						
11-22	KANSAS CITY	0	0	0	0	0-0	0	0	0	—	—	—	—	—	—		—	—	—	—	—	—	
11-29	at Jacksonville	0	0	0	0	0-0	0	0	0	—	—	—	—	—	—		—	—	—	—	—	—	
12-6	DENVER	0	0	0	0	0-0	0	0	0	—	—	—	—	—	—		—	—	—	—	—	—	
12-13	at Kansas City	0	0	0	0	0-0	0	0	0	—	—	—	—	—	—		—	—	—	—	—	—	
12-20	MIAMI				NOT WITH AN NFL TEAM					NOT WITH AN NFL TEAM							NOT WITH AN NFL TEAM						
12-24	at Oakland				NOT WITH AN NFL TEAM					NOT WITH AN NFL TEAM							NOT WITH AN NFL TEAM						
1-3	at Denver				NOT WITH AN NFL TEAM					NOT WITH AN NFL TEAM							NOT WITH AN NFL TEAM						
TOTALS		1	1	2	0	0-0	0	0	0	—	—	—	—	—	—		—	—	—	—	—	—	





## WINSTON, ERIC

G #73

**Height:** 6-7  
**Weight:** 310  
**College:** Miami (Fla.)  
**Experience:** 10th-year player in 2016

**2015 games-starts:** 13-2  
**Career games-starts:** 141-123  
**Born:** 11-17-83  
**Hometown:** Midland, Texas  
**Acquired:** FA'14

*A ninth-year pro in 2015, Winston played in 13 games, with two starts ... Contributed to offense ranking seventh in NFL in scoring (26.2) ... Has 126 career NFL starts (including postseason) ... Signed with Bengals as free agent prior to Game 13 of 2014 and finished that season as a starter, replacing injured Andre Smith at ROT ... Started 16 games at ROT in every NFL season from 2007-13 while with Houston, Kansas City and Arizona.*

**Career transactions:** Selected by Houston in third round of 2006 NFL Draft (66th overall) ... Signed with Texans on 7-24-06 ... Signed contract extension with Texans on 9-6-08 ... Contract terminated by Texans on 3-13-12 ... Signed with Kansas City as free agent on 3-18-12 ... Contract terminated by Chiefs on 3-7-13 ... Signed with Arizona as free agent on 7-26-13 ... Signed with Seattle as free agent on 7-29-14 ... Contract terminated by Seahawks on 8-30-14 ... Signed with Cincinnati as free agent on 12-2-14 ... Re-signed with Bengals as unrestricted free agent on 3-11-15 ... Re-signed with Bengals as unrestricted free agent on 3-10-16.

**2015 highlights:** Played in 13 games (Games 1-11 and 13-14), with starts at ROT in Games 8-9 as injury replacement for Andre Smith ... Inactive for Games 12, 15-16 and Wild Card playoff ... In addition to his two starts, played ROT on Bengals' game-deciding TD drive in Game 7, Nov. 1 at Pittsburgh, replacing Smith ... In start Nov. 5 vs. Cleveland, helped offense accumulate 371 net yards as Andy Dalton posted 139.8 passer rating, his best of the season to that point ... On Dec. 13 vs. Pittsburgh and Dec. 20 at San Francisco, had snaps at "big tight end," an eligible receiver, but was not targeted.

**Previous seasons:** **2006**—Played in 12 games as a rookie with Houston, starting last seven at ROT ... Made NFL debut in reserve role Oct. 15 at Dallas ... Moved into starting lineup Nov. 19 vs. Buffalo and helped power 188 rushing yards ... Helped Texans top 100 rushing yards in four of the final five games, including team's 191 and 153 for RB Ron Dayne on Dec. 24 vs. Indianapolis. **2007**—With Houston, he began his streak of seven straight seasons starting 16 games ... Key cog as offense allowed only 21 sacks, down from 43 the previous year. **2008**—Helped Texans to 382.1-yards per game in net offense, ranked third in NFL ... Helped Steve Slaton to franchise rookie record of 1282 rushing yards, including three straight games over 100. **2009**—For Texans on Nov. 1 at Buffalo, helped RB Ryan Moats rush for 126 yards and three TDs ... Blocked for RB Arian Foster's first 100-yard rushing game, 119 yards on 1-3-10 vs. New England. **2010**—Helped Texans RB Arian Foster earn his first Pro Bowl berth, with 1616 rushing yards and 16 TDs ... Helped Foster log franchise-record 231 rushing yards in season opener Sept. 12 vs. Indianapolis ... In season finale on 1-2-11 vs. Jacksonville, helped power 244 rushing yards, including 180 and two TDs by Foster. **2011**—Named to SI.com's All-Pro team as Houston earned franchise's first playoff berth with 10-6 record for AFC South title ... In Wild Card win over Bengals on 1-7-12, contributed to 188 rushing yards, including 153 by Arian Foster ... Supported net rushing of 150-plus yards in last five regular-season games. **2012**—Moved to Kansas City as a free agent and helped Chiefs lead NFL in rushing (149.7) ... Supported 1509 rushing yards by RB Jamaal Charles ... Part of 352-yard rushing effort Dec. 23 vs. Indianapolis. **2013**—Played in all 16 games at ROT for Arizona, his seventh consecutive season starting

every regular-season game, and helped the Cardinals post a 10-6 record ... Helped Cardinals rush for season-high 201 yards Oct. 27 vs. Atlanta ... Aided rushing output of 145 yards and two TDs Dec. 15 at Tennessee ... His Arizona contract expired after season. **2014**—Was with Seattle in preseason ... Seahawks released him on Aug. 30 ... Signed as free agent by Bengals prior to Game 13 ... Played in Games 13-14, and promoted to starting ROT for playoff-clinching win Dec. 22 vs. Denver ... Also started Dec. 28 at Pittsburgh and in Wild Card playoff on 1-4-15 at Indianapolis.

**College:** Played in 42 games with 29 starts at Miami (Fla.), earning All-America honors as senior ... Started career as TE before switching to offensive line after freshman season ... Started 12 games at LOT as senior, coming back from knee injury that ended his junior season after four games.

**Personal:** Hometown is Midland, Texas ... Attended Midland Lee High School, where as a TE he helped team win three straight Class 5A state titles ... Graduated from Miami with a degree in International Finance and Marketing, and has pursued a second degree, in political science ... Has served since 2014 as president of NFL Players Association ... Hobbies include reading and golf.

*NOTE ABOUT NFL EXPERIENCE: Winston did not earn an accrued year of experience toward NFL free agency in 2014 because he was not on a 53-player roster, a Reserve/Injured list or a Reserve/Physically Unable to Perform list for the required minimum of six games.*

### ERIC WINSTON'S STATISTICS

GAMES-STARTS			
YEAR	TEAM	GAMES	STARTS
2006	Houston .....	12	7
2007	Houston .....	16	16
2008	Houston .....	16	16
2009	Houston .....	16	16
2010	Houston .....	16	16
2011	Houston .....	16	16
2012	Kansas City .....	16	16
2013	Arizona .....	16	16
2014	Cincinnati .....	4	2
2015	Cincinnati .....	13	2
HOU. TOTALS		92	87
K.C. TOTALS		16	16
ARIZ. TOTALS		16	16
CIN. TOTALS		17	4
CAREER		141	123

### POSTSEASON

GAMES-STARTS			
YEAR	TEAM	GAMES	STARTS
2011	Houston .....	2	2
2014	Cincinnati .....	1	1
2015	Cincinnati .....	DID NOT PLAY	
CAREER		3	3

\* NOTE: Winston was inactive for one postseason game with Cincinnati in 2015.



## WRIGHT, JAMES

**WR #86****Height:** 6-1**Weight:** 201**College:** Louisiana State**Experience:** 3rd-year player in 2016**2015 games-starts:** 0-0**Career games-starts:** 11-0**Born:** 12-31-91**Hometown:** Buras, La.**Acquired:** D7a'14

*A 2014 seventh-round draft selection, Wright showed promise as a rookie and hopes in '16 to pick up where he left off ... Was on Bengals Reserve/Injured list for 2015, due to continued rehab from knee injury suffered in '14 ... Played in 11 games as a rookie before his season was cut short by the knee injury, on Nov. 30 at Tampa Bay ... Made key plays in win at Tampa Bay before suffering injury.*

**Career transactions:** Selected by Cincinnati in seventh round of 2014 NFL Draft (239th overall) ... Signed with Bengals on 5-21-14 ... Waived (injured) by Bengals on 7-28-15 ... Reverted to Bengals (Reserve/Injured list) after clearing waivers on 7-29-15.

**2015 highlights:** Waived/injured by Bengals as training camp began, and reverted to Reserve/Injured list, where he remained for the preseason, regular season and postseason.

**2014:** Wright earned spot on Bengals season-opening roster after strong play in training camp and preseason ... Played in Games 2-12 and had five catches for 91 yards, three rushes for 30 yards, five special teams tackles and a forced fumble on punt coverage ... Inactive for Game 1 (concussion) and Games 13-16 (knee) ... Made NFL debut Sept. 14 vs. Atlanta, with one special teams tackle ... Had first career reception late in overtime on Oct. 12 vs. Carolina, a 24-yarder to Panthers 31, putting the Bengals in FG range, but the attempt was missed ... Had an 11-yard rush on a reverse play and one special teams tackle

on Nov. 2 vs. Jacksonville, and teamed with CB Dre Kirkpatrick to down a Kevin Huber punt at the Jacksonville six ... On Nov. 6 vs. Cleveland, had a 13-yard rush on a reverse play and forced a fumble by Jim Leonhard on kickoff coverage, with Bengals recovering ... Also vs. Cleveland, teamed with Dre Kirkpatrick to down a punt at the Cleveland three-yard line ... Had one catch for eight yards, converting a third-and-eight play, on Nov. 16 at New Orleans ... Prior to suffering knee injury Nov. 30 at Tampa Bay, produced his best game as a pro, leading team in receiving yards (59 on three receptions), including acrobatic 30-yard catch on third down in the fourth quarter to keep clock moving.

**College:** Played four seasons (2010-13) at LSU, seeing action in 11 or more games each season and helping Tigers to a 44-9 record ... Made only six starts among his 50 games played, but showed NFL potential ... Had 25 career receptions, for 304 yards (12.2) ... Special teams captain as a senior, when he played in every game for 10-3 team and won team's "Wild Tiger" trophy for accumulating team's highest total of special teams "production points" ... Career-best receiving totals (18-for-242) as a junior ... As a sophomore, played in all 14 games for team that was unbeaten before falling to Alabama in national title game.

**Personal:** Hometown is Buras, La. ... Attended Belle Chasse High School, in Greater New Orleans, where he earned Class 4A All-State honors as a senior in 2009 and had 39 career TD catches ... Business administration major at LSU, with concentration in management.

### JAMES WRIGHT'S STATISTICS

			RECEIVING					RUSHING					SCORING					
YEAR	TEAM	G-S	NO	YDS	AVG	LG	TD	ATT	YDS	AVG	LG	TD	TD	TD-R	TD-P	TD-Rt	2-PTC	PTS
2014	Cincinnati	11-0	5	91	18.2	30	0	3	30	10.0	13	0	—	—	—	—	—	—
2015	Cincinnati	0-0	DID NOT PLAY*					DID NOT PLAY*					DID NOT PLAY*					
CAREER		11-0	5	91	18.2	30	0	3	30	10.0	13	0	—	—	—	—	—	—

		SPECIAL TEAMS								KICKOFF RETURNS						PUNT RETURNS					
YEAR	TEAM	ST	AT	TT	FF	FR-YDS	BP	BFG	BXP	NO	YDS	AVG	FC	LG	TD	NO	YDS	AVG	FC	LG	TD
2014	Cincinnati	5	0	5	1	0-0	0	0	0	—	—	—	—	—	—	—	—	—	—	—	—
CAREER		5	0	5	1	0-0	0	0	0	—	—	—	—	—	—	—	—	—	—	—	—


**RECEIVING SINGLE-GAME HIGHS:** RECEPTIONS—3 (11-30-14 at Tampa Bay). YARDS—59 (11-30-14 at Tampa Bay). LONG—30 (11-30-14 at Tampa Bay). TOUCHDOWNS—(none).

**RUSHING SINGLE-GAME HIGHS:** ATTEMPTS—1 (three times; most recently on 11-30-14 at Tampa Bay). YARDS—13 (11-6-14 vs. Cleveland). LONG—13 (11-6-14 vs. Cleveland). TOUCHDOWNS—(none).

### POSTSEASON

YEAR	TEAM	G-S	RECEIVING					RUSHING					SCORING					
			NO	YDS	AVG	LG	TD	ATT	YDS	AVG	LG	TD	TD	TD-R	TD-P	TD-Rt	2-PTC	PTS
2014	Cincinnati	0-0	DID NOT PLAY*					DID NOT PLAY*					DID NOT PLAY*					
2015	Cincinnati	0-0	DID NOT PLAY*					DID NOT PLAY*					DID NOT PLAY*					
CAREER		0-0	0	0	—	—	0	—	—	—	—	—	—	—	—	—	—	—

\* NOTE: Wright was inactive for one postseason game with Cincinnati in 2014. In 2015, he was on the Reserve/Injured list for 16 regular-season games and one postseason game with Cincinnati.



## ZEITLER, KEVIN

G #68

Height: 6-4

Weight: 320

College: Wisconsin

Experience: 5th-year player in 2016

2015 games-starts: 16-16

Career games-starts: 56-55

Born: 3-8-90

Hometown: Waukesha, Wis.

Acquired: D1b'12

*A fifth-year NFL player for 2016, Zeitler has been the Bengals' starting RG since joining the team as a 2012 first-round draft choice ... Contributed last season to offense ranking seventh in NFL in scoring (26.2) and seventh in yards per play (5.7) ... Veteran Bengals OL boss Paul Alexander calls Zeitler "the hardest-working guy I've ever coached."*

**Career transactions:** Selected by Cincinnati in first round of 2012 NFL Draft (27th overall) ... Signed with Bengals on 5-25-12 ... Bengals exercised option to extend contract by one year through 2016 on 4-28-15.

**2015 highlights:** Started at RG in Games 1-16 and in Wild Card playoff ... On Sept. 13 at Oakland, aided pass protection that allowed no sacks and supported 396 yards net offense ... Supported a second straight sack-free game Sept. 20 vs. San Diego, with 175-yard rushing output ... Led pass protection that helped QB Andy Dalton pass for a career-high 383 yards on Sept. 27 at Baltimore ... Provided a key block for 13-yard TD run by RB Giovani Bernard on Oct. 4 vs. Kansas City, and helped allow no sacks as Bengals posted first game in franchise history with more than 300 net passing yards (321) and four rushing TDs ... In 27-24 OT win Oct. 11 vs. Seattle, helped lead rally from 24-7 fourth-quarter deficit as Bengals became first team since Week 15 of 2010 to win after trailing by 17 or more in final period ... On Oct. 18 at Buffalo, helped allow no sacks as Andy Dalton posted 118.6 passer rating, with three TDs and no INTs ... On Nov. 5 vs. Cleveland, helped offense accumulate 371 net yards, and helped Andy Dalton post a 139.8 passer rating, with three TDs and no INTs ... Contributed to 376 yards offense Nov. 29 vs. St. Louis, with no sacks allowed to Rams' highly rated pass rush ... Supported career-high Andy Dalton passer rating (146.8) on Dec. 6 at Cleveland ... Supported 115.6 passer rating by AJ McCarron in QB's NFL starting debut Dec. 20 at San Francisco ... Helped Bengals rush for 145 yards (5.4 per carry) in Jan. 3 win over Baltimore.

**Previous seasons:** **2012**—Rookie started every game, including Wild Card playoff ... Part of run-blocking effort for HB BenJarvus Green-Ellis to gain at least 100 yards four times in a five-game stretch (Games 10-12 and 14), only second Bengal to get four in five games ... Team averaged 168.2 rushing yards over the five games ... For the season, helped Green-Ellis lead NFL in third-and-one rushing conversions (14), with only one failed try ... Supported 189 team rushing yards Nov. 18 at Kansas City ... Supported season-best 221 rushing yards (6.5 average) Nov. 25 vs. Oakland. **2013**—Started at RG in Games 1-10 and 16 for AFC North champs, and in Wild Card playoff ... Inactive for Games 11-12 and active-DNP for Games 13-14, due to foot injury suffered in Game 10 at Baltimore ... Contributed to Bengals NFL rankings of tied for sixth in scoring and 10th in net offense ... On Oct. 27 vs. N.Y. Jets, contributed to pass protection allowing only one sack for two yards as Andy Dalton threw career-best five TD passes ... On Dec. 22 vs. Minnesota, helped offense to 429 yards as Dalton posted 136.5 passer rating. **2014**—Started at RG in 12 games, and in Wild Card playoff ... Inactive for Games 3-5 and 8, due to calf injuries ... Helped

team rank third in NFL in fewest sacks allowed (23), third in least sack yardage allowed (130) and sixth in rushing yards (134.2 per game) ... Helped Bengals allow no sacks in Games 1-3 for first time in franchise history ... On Nov. 16 at New Orleans, supported pass protection allowing only one sack for one yard as Andy Dalton posted 143.9 passer rating, and helped pave way for 186 rushing yards ... Helped power offense to 244 rushing yards on Dec. 14 at Cleveland, highest rushing yardage total for Bengals since Nov. 28, 2004 vs. Cleveland (253 yards) ... On Dec. 22 vs. Denver, helped pave way for 207 rushing yards and was part of pass protection that allowed no sacks.

**College:** Played four seasons (2008-11) at Wisconsin, starting 37 games over his final three seasons ... Rated in film studies with no sacks allowed during his career ... Capped his senior season with All-America first-team honors from the American Football Coaches Association, Pro Football Weekly and the NFL Draft Report ... As a junior and as a senior, helped Badgers capture Big Ten championships and Rose Bowl berths ... Wisconsin went 32-8 record in his last three campaigns ... Credited with 68 TD-producing blocks, and had 23 games of blocking grades at 90 percent or higher ... As a senior, ranked as FBS leader in TD-resulting blocks (33).

**Personal:** Hometown is Waukesha, Wis. (in Greater Milwaukee) ... Attended Wisconsin Lutheran High School in Milwaukee, where he started for two 13-1 teams and was named Little Ten Conference Lineman of the Year as a senior ... Also as a senior, was ranked as No. 4 college prospect in the state by Scout.com ... National Honor Society student in high school, and was an Academic All-Big Ten first-team choice as a senior, after also placing on the team as a junior ... Married (wife Sara) ... Majored at Wisconsin in kinesiology ... Hobbies include reading and training ... Last name is pronounced "ZITE-ler."

### KEVIN ZEITLER'S STATISTICS

#### GAMES-STARTS


YEAR	TEAM	GAMES	STARTS
2012	Cincinnati.....	16	16
2013	Cincinnati.....	12	11
2014	Cincinnati.....	12	12
2015	Cincinnati.....	16	16
CAREER		56	55

#### POSTSEASON

#### GAMES-STARTS

YEAR	TEAM	GAMES	STARTS
2012	Cincinnati.....	1	1
2013	Cincinnati.....	1	1
2014	Cincinnati.....	1	1
2015	Cincinnati.....	1	1
CAREER		4	4





**TYLER EIFERT**  
**TIGHT END**

# **2015 REVIEW**



## 2015 STANDINGS

### AMERICAN FOOTBALL CONFERENCE

EAST DIVISION	W	L	T	PCT.	PF	PA
New England Patriots .....	12	4	0	.750	465	315
New York Jets.....	10	6	0	.625	387	314
Buffalo Bills.....	8	8	0	.500	379	359
Miami Dolphins .....	6	10	0	.375	310	389
NORTH DIVISION	W	L	T	PCT.	PF	PA
Cincinnati Bengals.....	12	4	0	.750	419	279
*-Pittsburgh Steelers.....	10	6	0	.625	423	319
Baltimore Ravens .....	5	11	0	.313	328	401
Cleveland Browns.....	3	13	0	.188	278	432
SOUTH DIVISION	W	L	T	PCT.	PF	PA
Houston Texans.....	9	7	0	.563	339	313
Indianapolis Colts .....	8	8	0	.500	333	408
Jacksonville Jaguars .....	5	11	0	.313	376	448
Tennessee Titans .....	3	13	0	.188	299	423
WEST DIVISION	W	L	T	PCT.	PF	PA
#-Denver Broncos.....	12	4	0	.750	355	296
*-Kansas City Chiefs.....	11	5	0	.688	405	287
Oakland Raiders .....	7	9	0	.438	359	399
San Diego Chargers .....	4	12	0	.250	320	398

### NATIONAL FOOTBALL CONFERENCE

EAST DIVISION	W	L	T	PCT.	PF	PA
Washington Redskins .....	9	7	0	.563	388	379
Philadelphia Eagles .....	7	9	0	.438	377	430
New York Giants .....	6	10	0	.375	420	442
Dallas Cowboys .....	4	12	0	.250	275	374
NORTH DIVISION	W	L	T	PCT.	PF	PA
Minnesota Vikings.....	11	5	0	.688	365	302
*-Green Bay Packers .....	10	6	0	.625	368	323
Detroit Lions.....	7	9	0	.438	358	400
Chicago Bears .....	6	10	0	.375	335	397
SOUTH DIVISION	W	L	T	PCT.	PF	PA
#-Carolina Panthers.....	15	1	0	.938	500	308
Atlanta Falcons .....	8	8	0	.500	339	345
New Orleans Saints .....	7	9	0	.438	408	476
Tampa Bay Buccaneers .....	6	10	0	.375	342	417
WEST DIVISION	W	L	T	PCT.	PF	PA
Arizona Cardinals .....	13	3	0	.813	489	313
*-Seattle Seahawks .....	10	6	0	.625	423	277
St. Louis Rams.....	7	9	0	.438	280	330
San Francisco 49ers.....	5	11	0	.313	238	387

\*-Wild Card qualifier; #-Clinched home-field advantage throughout playoffs.

#### NOTES:

- Denver was seeded ahead of New England and Cincinnati based on head-to-head sweep.
- New England was seeded ahead of Cincinnati based on better record against common opponents (Patriots' 4-1 to Bengals' 2-3).
- Pittsburgh was seeded ahead of the N.Y. Jets based on better record against common opponents (Steelers' 4-1 to Jets' 3-2).
- Green Bay was seeded ahead of Seattle based on head-to-head victory.

#### PLAYOFF SEEDINGS:

##### AFC

1. Denver
2. New England
3. Cincinnati
4. Houston
5. Kansas City
6. Pittsburgh

##### NFC

1. Carolina
2. Arizona
3. Minnesota
4. Washington
5. Green Bay
6. Seattle

#### POSTSEASON AT A GLANCE

Home team in CAPS.

##### AFC Wild Card Playoff Games

Kansas City 30, HOUSTON 0  
Pittsburgh 18, CINCINNATI 16

##### AFC Divisional Playoff Games

NEW ENGLAND 27, Kansas City 20  
DENVER 23, Pittsburgh 16

##### AFC Championship Game

DENVER 20, New England 18

##### NFC Wild Card Playoff Games

Seattle 10, MINNESOTA 9  
Green Bay 35, WASHINGTON 18

##### NFC Divisional Playoff Games

ARIZONA 26, Green Bay 20 (OT)  
CAROLINA 31, Seattle 24

##### NFC Championship Game

CAROLINA 49, Arizona 15

Super Bowl 50 at Levi's Stadium, Santa Clara, Calif.

DENVER 24, Carolina 10

# 2015 REGULAR-SEASON STATISTICS

RECORD: 12-4

DATE	W-L	SCORE	OPPONENT	ATTENDANCE
9-13	W	33-13	at Oakland	54,500
9-20	W	24-19	SAN DIEGO	57,579
9-27	W	28-24	at Baltimore	70,970
10-4	W	36-21	KANSAS CITY	57,498
10-11	W	27-24 (OT)	SEATTLE	65,004
10-18	W	34-21	at Buffalo	69,593
10-25			— BYE —	
11-1	W	16-10	at Pittsburgh	64,750
11-5	W	31-10	CLEVELAND	65,816
11-16	L	6-10	HOUSTON	61,381
11-22	L	31-34	at Arizona	64,745
11-29	W	31-7	ST. LOUIS	61,022
12-6	W	37-3	at Cleveland	64,775
12-13	L	20-33	PITTSBURGH	65,564
12-20	W	24-14	at San Francisco	70,799
12-28	L	17-20 (OT)	at Denver	76,868
1-3	W	24-16	BALTIMORE	57,254

TEAM STATISTICS	BENGALS	OPPONENTS
TOTAL FIRST DOWNS.....	324	307
Rushing.....	99	74
Passing.....	191	202
Penalty.....	34	31
3rd Down: Made-Att.....	81-201	86-218
3rd Down Pct.....	40.3	39.4
4th Down: Made-Att.....	7-12	9-20
4th Down Pct.....	58.3	45.0
POSSESSION AVG.....	30:41	29:19
TOTAL NET YARDS.....	5728	5453
Avg. Per Game.....	358.0	340.8
Total Plays.....	1004	1032
Avg. Per Play.....	5.7	5.3
NET YARDS RUSHING.....	1805	1477
Avg. Per Game.....	112.8	92.3
Total Rushes.....	467	344
NET YARDS PASSING.....	3923	3976
Avg. Per Game.....	245.2	248.5
Sacked-Yards Lost.....	32-181	42-288
Gross Yards.....	4104	4264
Att.-Completions.....	505-334	646-415
Completion Pct.....	66.1	64.2
Had Intercepted.....	9	21
PUNTS-AVG.....	69-45.2	77-44.8
Net Punting Avg.....	69-40.5	77-38.9
PENALTIES-YARDS.....	111-917	116-1063
FUMBLES-BALLS LOST.....	18-8	11-7
TOUCHDOWNS.....	29	29
Rushing.....	18	8
Passing.....	31	18
Returns.....	1	3

SCORE BY PERIODS	1	2	3	4	OT	PTS
BENGALS.....	90	126	92	108	3	419
OPPONENTS.....	37	70	76	93	3	279

SCORING	TD	TD-R	TD-P	TD-Rt	K-PAT	FG	S	PTS
Mike Nugent.....	0	0	0	0	48-49	23-28	0	117
Tyler Eifert.....	13	0	13	0	—	—	0	78
Jeremy Hill.....	12	11	1	0	—	—	0	74
A.J. Green.....	10	0	10	0	—	—	0	60
Marvin Jones.....	4	0	4	0	—	—	0	24
Andy Dalton.....	3	3	0	0	—	—	0	18
Giovani Bernard.....	2	2	0	0	—	—	0	12
Mohamed Sanu.....	2	2	0	0	—	—	0	12
Rex Burkhead.....	1	0	1	0	—	—	0	6
Leon Hall.....	1	0	0	1	—	—	0	6
Tyler Kroft.....	1	0	1	0	—	—	0	6
Brandon Tate.....	1	0	1	0	—	—	0	6
BENGALS.....	50	18	31	1	48-49	23-28	0	419
OPPONENTS.....	29	8	18	3	27-27	26-31	0	279

Two-point conversions: Jeremy Hill 1 (1 R). BENGALS 1-1 (1-1 R, 0-0 P). OPPONENTS 0-2 (0-0 R, 0-2 P).

Fumbles-Lost: Andy Dalton 5-2, Jeremy Hill 3-3, Giovani Bernard 2-0, Russell Bodine 2-0, Mohamed Sanu 2-0, Rex Burkhead 1-1, A.J. Green 1-1, AJ McCarron 1-1, Brandon Tate 1-0. BENGALS 18-8, OPPONENTS 11-7.

PASSING	ATT	CMP	YDS	CMP%	YDS/ATT	TD	TD%	INT	INT%	LG	SKD-YDS	RAT
Andy Dalton.....	386	255	3250	66.1	8.42	25	6.5	7	1.8	80t	20-118	106.3
AJ McCarron.....	119	79	854	66.4	7.18	6	5.0	2	1.7	66t	12-63	97.1
BENGALS.....	505	334	4104	66.1	8.13	31	6.1	9	1.8	80t	32-181	104.1
OPPONENTS.....	646	415	4264	64.2	6.60	18	2.8	21	3.3	64t	42-288	78.9

RUSHING	ATT	YDS	AVG	LG	TD
Jeremy Hill.....	223	794	3.6	38t	11
Giovani Bernard.....	154	730	4.7	28	2
Andy Dalton.....	57	142	2.5	12	3
Mohamed Sanu.....	10	71	7.1	25t	2
Marvin Jones.....	5	33	6.6	30	0
AJ McCarron.....	14	31	2.2	16	0
Rex Burkhead.....	4	4	1.0	2	0
BENGALS.....	467	1805	3.9	38t	18
OPPONENTS.....	344	1477	4.3	69t	8

RECEIVING	REC	YDS	AVG	LG	TD
A.J. Green.....	86	1297	15.1	80t	10
Marvin Jones.....	65	816	12.6	47	4
Tyler Eifert.....	52	615	11.8	31	13
Giovani Bernard.....	49	472	9.6	45	0
Mohamed Sanu.....	33	394	11.9	52	0
Jeremy Hill.....	15	79	5.3	14	1
Tyler Kroft.....	11	129	11.7	22	1
Rex Burkhead.....	10	94	9.4	27	1
Ryan Hewitt.....	8	99	12.4	22	0
Brandon Tate.....	2	59	29.5	55t	1
Jake Fisher.....	1	31	31.0	31	0
Mario Alford.....	1	15	15.0	15	0
C.J. Uzomah.....	1	4	4.0	4	0
BENGALS.....	334	4104	12.3	80t	31
OPPONENTS.....	415	4264	10.3	64t	18

INTERCEPTIONS	NO	YDS	AVG	LG	TD
Reggie Nelson.....	8	115	14.4	37	0
Adam Jones.....	3	14	4.7	14	0
Leon Hall.....	2	19	9.5	19t	1
Vontaze Burfict.....	2	16	8.0	16	0
Shawn Williams.....	2	14	7.0	14	0
Rey Mauluga.....	1	15	15.0	15	0
Darqueze Dennard.....	1	10	10.0	10	0
George Iloka.....	1	0	0.0	0	0
Vincent Rey.....	1	0	0.0	0	0
Chris Lewis-Harris.....	0	^1	—	-1	0
BENGALS.....	21	202	9.6	37	1
OPPONENTS.....	9	136	15.1	42	1

PUNTING	NO	YDS	AVG	NET	TB	IN-20	LG	BLK.
Kevin Huber.....	68	3116	45.8	40.5	6	22	67	1
BENGALS.....	69	3116	45.2	40.5	6	22	67	1
OPPONENTS.....	77	3449	44.8	38.9	5	25	64	0

PUNT RETURNS	NO	FC	YDS	AVG	LG	TD
Brandon Tate.....	27	11	171	6.3	18	0
Adam Jones.....	16	1	179	11.2	35	0
BENGALS.....	43	12	350	8.1	35	0
OPPONENTS.....	32	15	203	6.3	21	0

KICKOFF RETURNS	NO	YDS	AVG	LG	TD
Brandon Tate.....	18	413	22.9	58	0
Adam Jones.....	10	235	23.5	49	0
Cedric Peerman.....	4	44	11.0	20	0
Giovani Bernard.....	1	6	6.0	6	0
Mohamed Sanu.....	1	2	2.0	2	0
BENGALS.....	34	700	20.6	58	0
OPPONENTS.....	46	1041	22.6	35	0

FIELD GOALS	1-19	20-29	30-39	40-49	50+
Mike Nugent.....	0-0	6-6	5-6	10-13	2-3
BENGALS.....	0-0	6-6	5-6	10-13	2-3
OPPONENTS.....	0-0	9-9	6-6	8-12	3-4

Mike Nugent: (32G, 35G), (36WR, 21G), (—), (44LU), (31G, 42G), (47G, 39G), (44G, 45G, 42B, 44G), (28G), (42G, 39G), (43G), (21G), (44G, 40G, 20G), (54SH, 46G, 27G), (22G), (45WR, 52G), (52G).

Opponents: (—), (40G, 32G, 47WL), (50WR, 21G), (22G, 40G, 51G, 34G, 40G, 29G, 51G), (24G), (—), (32G), (27G), (22G), (24G, 32G), (—), (47G, 47B), (42G, 47G, 45G, 31G), (41B), (23G, 45WL, 37G), (28G, 50G, 49G).

DEFENSE*	ST	AT	TT	SKS-YDS	INT-YDS	PD	FF	FR-YDS
Vincent Rey.....	62	33	95	1-8	1-0	5	0	0-0
Rey Mauluga.....	43	32	75	0-0	1-15	3	0	1-0
Vontaze Burfict.....	57	17	74	1-10	2-16	5	0	0-0
Reggie Nelson.....	50	22	72	0-0	8-115	14	0	2-25
Dre Kirkpatrick.....	63	7	70	0-0	0-0	16	0	0-0
Adam Jones.....	53	9	62	1-1	3-14	12	1	0-0
Leon Hall.....	44	11	55	0-0	2-19	9	0	0-0
Carlos Dunlap.....	37	18	55	13.5-91.5	0-0	1	2	1-21
George Iloka.....	35	12	47	0-0	1-0	4	0	0-0
Geno Atkins.....	31	11	42	11-86	0-0	0	1	0-0
Michael Johnson.....	29	13	42	5-42	0-0	2	3	1-0
Domata Peko.....	17	18	35	5-32	0-0	1	0	0-0
Emmanuel Lamur.....	20	12	32	0.5-4	0-0	3	1	0-0
Shawn Williams.....	22	6	28	0-0	2-14	5	0	0-0
A.J. Hawk.....	16	8	24	1-8	0-0	0	0	0-0
Wallace Gilberry.....	16	7	23	2-4	0-0	1	1	0-0
Darqueze Dennard.....	12	4	16	0-0	1-10	3	0	0-0
Pat Sims.....	4	12	16	0-0	0-0	0	0	0-0
Josh Shaw.....	13	2	15	0-0	0-0	1	0	0-0
Brandon Thompson.....	4	4	8	0.5-0	0-0	0	0	0-0
Chris Carter.....	4	2	6	0-0	0-0	0	0	1-0
P.J. Dawson.....	3	2	5	0-0	0-0	1	0	0-0
Will Clarke.....	3	1	4	0.5-1.5	0-0	1	0	0-0
Chris Lewis-Harris.....	3	0	3	0-0	0-(-1)	0	0	0-0
Troy Hill.....	2	1	3	0-0	0-0	0	0	0-0
Cedric Peerman.....	2	0	2	0-0	0-0	0	1	0-0
Margus Hunt.....	1	1	2	0-0	0-0	0	0	0-0

SPECIAL TEAMS*	ST	AT	TT	FF	FR-YDS	BP	BFG	BXP
Cedric Peerman.....	13	4	17	0	0-0	0	0	0
Rex Burkhead.....	6	5	11	0	0-0	0	0	0
Tyler Kroft.....	4	6	10	0	0-0	0	0	0
Emmanuel Lamur.....	7	1	8	0	1-0	0	0	0
Josh Shaw.....	4	4	8	0	0-0	0	0	0
P.J. Dawson.....	4	3	7	0	0-0	0	0	0
Clark Harris.....	4	1	5	0	0-0	0	0	0
Reggie Nelson.....	2	3	5	0	0-0	0	0	0
Chris Carter.....	3	1	4	0	0-0	0	0	0
Shawn Williams.....	3	1	4	0	0-0	0	0	0
Darqueze Dennard.....	2	2	4	0	0-0	0	0	0
Derron Smith.....	0	4	4	0	0-0	0	0	0
Troy Hill.....	3	0	3	0	0-0	0	0	0
Vincent Rey.....	2	1	3	0	0-0	0	0	0
C.J. Uzomah.....	1	1	2	0	0-0	0	0	0
Kevin Huber.....	1	0	1	0	0-0	0	0	0
Mike Nugent.....	1	0	1	0	0-0	0	0	0
Chris Lewis-Harris.....	1	0	1	0	0-0	0	0	0
Brandon Tate.....	0	1	1	0	0-0	0	0	0
Carlos Dunlap.....	0	0	0	0	0-0	0	2	0

\* NOTE: All defensive statistics above are press box statistics produced at the games.



# 2015 POSTSEASON STATISTICS

RECORD: 0-1

DATE	W-L	SCORE	OPPONENT	ATTENDANCE
1-9-16*	L	16-18	PITTSBURGH	63,257

\* AFC Wild Card Playoff

TEAM STATISTICS	BENGALS	OPPONENTS
-----------------	---------	-----------

TOTAL FIRST DOWNS.....	19	21
Rushing.....	5	6
Passing.....	11	10
Penalty.....	3	5
3rd Down: Made-Att.....	5-15	2-13
3rd Down Pct.....	33.3	15.4
4th Down: Made-Att.....	1-1	1-1
4th Down Pct.....	100.0	100.0
POSSESSION AVG.....	29:23	30:37
TOTAL NET YARDS.....	279	369
Avg. Per Game.....	279.0	369.0
Total Plays.....	68	69
Avg. Per Play.....	4.1	5.3
NET YARDS RUSHING.....	91	167
Avg. Per Game.....	91.0	167.0
Total Rushes.....	24	29
NET YARDS PASSING.....	188	202
Avg. Per Game.....	188.0	202.0
Sacked-Yards Lost.....	3-24	4-38
Gross Yards.....	212	240
Att.-Completions.....	41-23	36-20
Completion Pct.....	56.1	55.6
Had Intercepted.....	1	1
PUNTS-AVG.....	6-42.5	7-41.9
Net Punting Avg.....	6-41.2	7-37.0
PENALTIES-YARDS.....	8-79	10-142
FUMBLES-BALLS LOST.....	5-3	2-1
TOUCHDOWNS.....	2	1
Rushing.....	1	0
Passing.....	1	1
Returns.....	0	0

SCORE BY PERIODS	1	2	3	4	OT	PTS
BENGALS.....	0	0	0	16	0	16
OPPONENTS.....	0	6	9	3	0	18

SCORING	TD	TD-R	TD-P	TD-RT	K-PAT	FG	S	PTS
A.J. Green.....	1	0	1	0	—	—	0	6
Jeremy Hill.....	1	1	0	0	—	—	0	6
Mike Nugent.....	0	0	0	0	1-1	1-1	0	4
BENGALS.....	2	1	1	0	1-1	1-1	0	16
OPPONENTS.....	1	0	1	0	0-0	4-4	0	18

Two-point conversions: None. BENGALS 0-1 (0-1 R, 0-0 P), OPPONENTS 0-1 (0-0 R, 0-1 P).

Sacks-yards: Vontaze Burfict 1-12, Reggie Nelson 1-10, Geno Atkins 1-5, Carlos Dunlap 0.5-5.5, Pat Sims 0.5-5.5. BENGALS 4-38, OPPONENTS 3-24.

Fumbles-lost: AJ McCarron 3-1, Giovani Bernard 1-1, Jeremy Hill 1-1. BENGALS 5-3 OPPONENTS 2-1.

PASSING	ATT	CMP	YDS	CMP%	YDS/ATT	TD	TD%	INT	INT%	LG	SKD-YDS	RAT
AJ McCarron.....	41	23	212	56.1	5.17	1	2.4	1	2.4	25t	3-24	68.3
BENGALS.....	41	23	212	56.1	5.17	1	2.4	1	2.4	25t	3-24	68.3
OPPONENTS.....	36	20	240	55.6	6.67	1	2.8	1	2.8	60	4-38	73.8

RUSHING	ATT	YDS	AVG	LG	TD
Jeremy Hill.....	12	50	4.2	38	1
Giovani Bernard.....	6	28	4.7	14	0
AJ McCarron.....	5	9	1.8	6	0
Rex Burkhead.....	1	4	4.0	4	0
BENGALS.....	24	91	3.8	38	1
OPPONENTS.....	29	167	5.8	44	0

RECEIVING	REC	YDS	AVG	LG	TD
A.J. Green.....	5	71	14.2	25t	1
Tyler Eifert.....	5	58	11.6	18	0
Marvin Jones.....	4	32	8.0	13	0
Jeremy Hill.....	3	27	9.0	13	0
Mohamed Sanu.....	3	17	5.7	8	0
Giovani Bernard.....	2	2	1.0	4	0
Rex Burkhead.....	1	5	5.0	5	0
BENGALS.....	23	212	9.2	25t	1
OPPONENTS.....	20	240	12.0	60	1

INTERCEPTIONS	NO	YDS	AVG	LG	TD
Vontaze Burfict.....	1	0	0.0	0	0
BENGALS.....	1	0	0.0	0	0
OPPONENTS.....	1	35	35.0	35	0

PUNTING	NO	YDS	AVG	NET	TB	IN-20	LG	BLK.
Kevin Huber.....	6	255	42.5	41.2	0	3	51	0
BENGALS.....	6	255	42.5	41.2	0	3	51	0
OPPONENTS.....	7	293	41.9	37.0	0	3	47	0

PUNT RETURNS	NO	FC	YDS	AVG	LG	TD
Adam Jones.....	1	1	24	24.0	24	0
Brandon Tate.....	1	2	10	10.0	10	0
BENGALS.....	2	3	34	17.0	24	0
OPPONENTS.....	2	2	8	4.0	6	0

KICKOFF RETURNS	NO	YDS	AVG	LG	TD
Adam Jones.....	2	50	25.0	28	0
BENGALS.....	2	50	25.0	28	0
OPPONENTS.....	1	16	16.0	16	0

FIELD GOALS	1-19	20-29	30-39	40-49	50+
Mike Nugent.....	0-0	0-0	1-1	0-0	0-0
BENGALS.....	0-0	0-0	1-1	0-0	0-0
OPPONENTS.....	0-0	0-0	4-4	0-0	0-0

Mike Nugent: (36G).

Opponents: (39G, 30G, 34G, 35G).

DEFENSE*	ST	AT	TT	SKS-YDS	INT-YDS	PD	FF	FR-YDS
Rey Mauluga.....	7	3	10	0-0	0-0	0	0	0-0
Vontaze Burfict.....	5	1	6	1-12	1-0	1	1	0-0
Shawn Williams.....	5	0	5	0-0	0-0	0	1	0-0
George Iloka.....	4	1	5	0-0	0-0	0	0	1-0
Michael Johnson.....	4	1	5	0-0	0-0	0	0	0-0
Geno Atkins.....	3	0	3	1-5	0-0	0	0	0-0
Reggie Nelson.....	3	0	3	1-10	0-0	0	0	0-0
Derron Smith.....	3	0	3	0-0	0-0	0	0	0-0
Dre Kirkpatrick.....	2	1	3	0-0	0-0	0	0	0-0
Chris Lewis-Harris.....	2	1	3	0-0	0-0	1	0	0-0
Carlos Dunlap.....	1	2	3	0.5-5.5	0-0	1	0	0-0
Leon Hall.....	2	0	2	0-0	0-0	1	0	0-0
Adam Jones.....	1	1	2	0-0	0-0	0	0	0-0
Vincent Rey.....	1	1	2	0-0	0-0	1	0	0-0
Will Clarke.....	1	0	1	0-0	0-0	0	0	0-0
A.J. Hawk.....	1	0	1	0-0	0-0	0	0	0-0
Wallace Gilberry.....	0	1	1	0-0	0-0	0	0	0-0
Pat Sims.....	0	1	1	0.5-5.5	0-0	1	0	0-0

SPECIAL TEAMS*	ST	AT	TT	FF	FR-YDS	BP	BFG	BXP
P.J. Dawson.....	1	0	1	0	0-0	0	0	0
Rex Burkhead.....	0	1	1	0	0-0	0	0	0
Chris Lewis-Harris.....	0	1	1	0	0-0	0	0	0
Trevor Roach.....	0	1	1	0	0-0	0	0	0
Josh Shaw.....	0	1	1	0	0-0	0	0	0

\* NOTE: All defensive statistics above are press box statistics produced at the games.

# 2015 GAME-BY-GAME TEAM STATISTICS

## OFFENSE

DATE	OPPONENT	YDS	RUSH-YDS	PASS YDS	COMP-ATT	TD-P/INT	SKD-YDS	1D	3D-CONV	F-FL	POSS
Sept. 13	at Oakland	396	31-127	269	25-34	2/0	0-0	22	4-13	0-0	32:32
Sept. 20	SAN DIEGO	389	36-175	214	16-26	3/0	0-0	20	4-10	2-2	29:51
Sept. 27	at Baltimore	458	31-86	372	20-32	3/1	2-11	23	8-15	1-1	30:08
Oct. 4	KANSAS CITY	445	26-124	321	17-24	1/0	0-0	18	6-10	1-0	23:07
Oct. 11	SEATTLE	419	31-109	310	30-44	2/1	4-21	27	6-15	1-1	40:49
Oct. 18	at Buffalo	355	28-112	243	22-33	3/0	0-0	21	7-12	1-0	30:00
Oct. 25	— BYE —										
Nov. 1	at Pittsburgh	296	23-78	218	23-38	1/2	3-13	16	4-15	2-0	29:51
Nov. 5	CLEVELAND	371	37-152	219	21-27	3/0	2-15	23	8-14	0-0	36:03
Nov. 16	HOUSTON	256	20-74	182	22-38	0/1	4-15	16	4-14	2-1	31:26
Nov. 22	at Arizona	377	28-99	278	22-39	2/0	4-37	24	5-13	3-1	31:15
Nov. 29	ST. LOUIS	376	31-140	236	21-28	3/1	0-0	19	3-10	1-0	30:07
Dec. 6	at Cleveland	377	33-144	233	16-22	2/0	1-6	20	5-12	0-0	30:58
Dec. 13	PITTSBURGH	385	16-64	321	25-37	2/3	3-18	22	3-8	0-0	24:13
Dec. 20	at San Francisco	242	36-68	174	15-21	1/0	4-18	14	4-14	1-1	30:59
Dec. 28	at Denver	294	33-108	186	22-35	1/0	2-14	22	10-17	1-1	37:28
Jan. 3	BALTIMORE	292	27-145	147	17-27	2/0	3-13	17	0-9	1-0	30:44
2015 REG. SEASON TOTALS		5728	467-1805	3923	334-505	31/9	32-181	324	81-201	17-8	30:41
Jan. 9	PITTSBURGH	279	24-91	188	23-41	1/1	3-24	19	5-15	5-3	29:23
2015 POSTSEASON TOTALS		279	24-91	188	23-41	1/1	3-24	19	5-15	5-3	29:23

## DEFENSE

DATE	OPPONENT	YDS	RUSH-YDS	PASS YDS	COMP-ATT	TD-P/INT	SKD-YDS	1D	3D-CONV	F-FL	POSS
Sept. 13	at Oakland	246	16-63	183	30-43	2/1	2-20	16	3-12	2-1	27:28
Sept. 20	SAN DIEGO	354	25-131	223	21-27	2/1	4-18	19	4-11	2-2	30:09
Sept. 27	at Baltimore	398	18-36	362	32-49	2/1	0-0	19	7-16	1-0	29:52
Oct. 4	KANSAS CITY	461	23-113	348	31-45	0/0	5-38	24	7-16	1-1	36:53
Oct. 11	SEATTLE	397	30-200	197	15-23	1/1	4-16	16	5-13	0-0	30:35
Oct. 18	at Buffalo	368	23-112	256	28-42	1/1	2-7	22	5-13	0-0	30:00
Oct. 25	— BYE —										
Nov. 1	at Pittsburgh	356	19-116	240	28-45	1/3	3-22	21	3-11	0-0	30:09
Nov. 5	CLEVELAND	213	17-69	144	15-33	1/0	3-24	13	4-13	0-0	23:57
Nov. 16	HOUSTON	256	25-82	174	17-33	1/1	3-18	16	5-15	0-0	28:34
Nov. 22	at Arizona	383	25-82	301	20-31	4/2	2-16	21	5-11	2-0	28:45
Nov. 29	ST. LOUIS	345	17-94	251	36-53	0/3	1-8	19	6-15	0-0	29:53
Dec. 6	at Cleveland	273	19-68	205	25-38	0/1	3-25	18	6-13	1-1	29:02
Dec. 13	PITTSBURGH	354	28-84	270	30-39	0/1	2-12	22	8-14	0-0	35:47
Dec. 20	at San Francisco	318	17-55	263	30-50	1/3	4-32	17	2-14	1-1	29:01
Dec. 28	at Denver	390	21-113	277	27-39	1/0	3-22	22	4-11	1-1	27:50
Jan. 3	BALTIMORE	341	21-59	282	30-56	1/2	1-10	22	12-20	0-0	29:16
2015 REG. SEASON TOTALS		5453	344-1477	3976	415-646	18/21	42-288	307	86-218	11-7	29:19
Jan. 9	PITTSBURGH	369	29-167	202	20-36	1/1	4-38	21	2-13	2-1	30:37
2015 POSTSEASON TOTALS		369	29-167	202	20-36	1/1	4-38	21	2-13	2-1	30:37

# 2015 BEST PERFORMANCES

## REGULAR SEASON

### RUSHING YARDS

123 — Giovani Bernard, Sept. 20 vs. San Diego  
 98 — Jeremy Hill, Dec. 6 at Cleveland  
 96 — Jeremy Hill, Jan. 3 vs. Baltimore

### RUSHING ATTEMPTS

22 — Jeremy Hill, Dec. 6 at Cleveland  
 20 — Giovani Bernard, Sept. 20 vs. San Diego  
 19 — (three times)

### LONGEST RUSHES

38 — Jeremy Hill, Jan. 3 vs. Baltimore (TD)  
 30 — Marvin Jones, Nov. 29 vs. St. Louis  
 28 — Giovani Bernard, Sept. 13 at Oakland

### RECEPTIONS

11 — A.J. Green, Nov. 1 at Pittsburgh  
 10 — A.J. Green, Sept. 27 at Baltimore  
 9 — (two times)

### RECEIVING YARDS

227 — A.J. Green, Sept. 27 at Baltimore  
 132 — A.J. Green, Dec. 13 vs. Pittsburgh  
 128 — (two times)

### PASSING YARDS

383 — Andy Dalton, Sept. 27 at Baltimore  
 331 — Andy Dalton, Oct. 11 vs. Seattle  
 321 — Andy Dalton, Oct. 4 vs. Kansas City

### PASS ATTEMPTS

44 — Andy Dalton, Oct. 11 vs. Seattle  
 39 — Andy Dalton, Nov. 22 at Arizona  
 38 — (two times)

### PASS COMPLETIONS

30 — Andy Dalton, Oct. 11 vs. Seattle  
 25 — Andy Dalton, Sept. 13 at Oakland  
 23 — Andy Dalton, Nov. 1 at Pittsburgh

### LONGEST PASSES

80 — Andy Dalton to A.J. Green, Sept. 27 at Baltimore (TD)  
 66 — AJ McCarron to A.J. Green, Dec. 13 vs. Pittsburgh (TD)  
 57 — Andy Dalton to A.J. Green, Dec. 6 at Cleveland

### YARDS FROM SCRIMMAGE

227 — A.J. Green, Sept. 27 at Baltimore  
 146 — Giovani Bernard, Nov. 22 at Arizona  
 139 — Giovani Bernard, Sept. 20 vs. San Diego

### LONGEST KICKOFF RETURNS

58 — Brandon Tate, Nov. 22 at Arizona  
 49 — Adam Jones, Oct. 18 at Buffalo  
 32 — Adam Jones, Sept. 27 at Baltimore

### LONGEST PUNT RETURNS

35 — Adam Jones, Oct. 11 vs. Seattle  
 19 — Adam Jones, Oct. 11 vs. Seattle  
 18 — (four times)

### TOTAL TACKLES\*

15 — Vincent Rey, Oct. 4 vs. Kansas City  
 13 — Vincent Rey, Oct. 11 vs. Seattle  
 12 — Vontaze Burfict, Jan. 3 vs. Baltimore

### SOLO TACKLES\*

11 — Vontaze Burfict, Dec. 13 vs. Pittsburgh  
 10 — Adam Jones, Sept. 13 at Oakland  
 10 — Vincent Rey, Oct. 4 vs. Kansas City

\*NOTE: The defensive statistics above are press box statistics produced at the games.

# 2015 STARTING LINEUPS

## OFFENSE

DATE	OPPONENT	WR	LOT	LG	C	RG	ROT	TE	H-B	WR	QB	HB
Sept. 13	at Oakland	Green	Whitworth	Boling	Bodine	Zeitler	A.Smith	Eifert	Hewitt	Sanu	Dalton	Hill
Sept. 20	SAN DIEGO	Green	Whitworth	Boling	Bodine	Zeitler	A.Smith	Eifert	Hewitt	M.Jones	Dalton	Hill
Sept. 27	at Baltimore	Green	Whitworth	Boling	Bodine	Zeitler	A.Smith	Eifert	Hewitt	M.Jones	Dalton	Hill
Oct. 4	KANSAS CITY	Green	Whitworth	Boling	Bodine	Zeitler	A.Smith	Eifert	M.Jones(3rdWR)	Sanu	Dalton	Hill
Oct. 11	SEATTLE	Green	Whitworth	Boling	Bodine	Zeitler	A.Smith	Eifert	Hewitt	Kroft(3rdTE)	Dalton	Hill
Oct. 18	at Buffalo	Green	Whitworth	Boling	Bodine	Zeitler	A.Smith	Eifert	Hewitt	M.Jones	Dalton	Hill
Oct. 25	— BYE —											
Nov. 1	at Pittsburgh	Green	Whitworth	Boling	Bodine	Zeitler	A.Smith	Eifert	M.Jones(3rdWR)	Sanu	Dalton	Hill
Nov. 5	CLEVELAND	Green	Whitworth	Boling	Bodine	Zeitler	Winston	Eifert	Hewitt	M.Jones	Dalton	Hill
Nov. 16	HOUSTON	Green	Whitworth	Boling	Bodine	Zeitler	Winston	Fisher	Hewitt	M.Jones	Dalton	Hill
Nov. 22	at Arizona	Green	Whitworth	Boling	Bodine	Zeitler	A.Smith	Eifert	Hewitt	M.Jones	Dalton	Hill
Nov. 29	ST. LOUIS	Green	Whitworth	Boling	Bodine	Zeitler	A.Smith	Eifert	Hewitt	Kroft(2ndTE)	Dalton	Hill
Dec. 6	at Cleveland	Green	Whitworth	Boling	Bodine	Zeitler	A.Smith	Kroft	Hewitt	M.Jones	Dalton	Hill
Dec. 13	PITTSBURGH	Green	Whitworth	Boling	Bodine	Zeitler	A.Smith	Eifert	Hewitt	M.Jones	Dalton	Hill
Dec. 20	at San Francisco	Green	Whitworth	Boling	Bodine	Zeitler	A.Smith	Kroft	Sanu(3rdWR)	M.Jones	McCarron	Hill
Dec. 28	at Denver	Green	Whitworth	Boling	Bodine	Zeitler	A.Smith	Kroft	Hewitt	M.Jones	McCarron	Hill
Jan. 3	BALTIMORE	Green	Whitworth	Boling	Bodine	Zeitler	A.Smith	Eifert	Kroft(2ndTE)	M.Jones	McCarron	Hill
Jan. 9	PITTSBURGH	Green	Whitworth	Boling	Bodine	Zeitler	A.Smith	Eifert	Kroft(2ndTE)	M.Jones	McCarron	Hill

## DEFENSE

DATE	OPPONENT	LDE	NT	DT	RDE	SLB	MLB	WLB	LCB	RCB	SS	FS
Sept. 13	at Oakland	Dunlap	Peko	Atkins	Gilberry	Hawk	Mauluga	Rey	Kirkpatrick	A.Jones	Iloka	Nelson
Sept. 20	SAN DIEGO	Dunlap	Peko	Atkins	M.Johnson	Hall(nickel)	Mauluga(LB)	Rey(LB)	Kirkpatrick	A.Jones	Iloka	Nelson
Sept. 27	at Baltimore	Dunlap	Peko	Atkins	M.Johnson	Hawk	Mauluga	Rey	Kirkpatrick	A.Jones	Iloka	Nelson
Oct. 4	KANSAS CITY	Dunlap	Peko	Atkins	M.Johnson	Lamur	Mauluga	Rey	Kirkpatrick	A.Jones	Hall	Nelson
Oct. 11	SEATTLE	Dunlap	Peko	Atkins	M.Johnson	Hawk	Mauluga	Rey	Kirkpatrick	A.Jones	Iloka	Nelson
Oct. 18	at Buffalo	Dunlap	Peko	Atkins	M.Johnson	Lamur	Mauluga	Rey	Kirkpatrick	A.Jones	Iloka	Nelson
Oct. 25	— BYE —											
Nov. 1	at Pittsburgh	Dunlap	Peko	Atkins	M.Johnson	Hawk	Mauluga	Burfict	Williams(3rdS)	A.Jones(CB)	Iloka	Nelson
Nov. 5	CLEVELAND	Dunlap	Peko	Atkins	M.Johnson	Hawk	Rey	Burfict	Kirkpatrick	A.Jones	Iloka	Nelson
Nov. 16	HOUSTON	Dunlap	Peko	Atkins	M.Johnson	Hall(nickel)	Mauluga(LB)	Burfict(LB)	Kirkpatrick	A.Jones	Iloka	Nelson
Nov. 22	at Arizona	Dunlap	Peko	Atkins	M.Johnson	Hawk	Mauluga	Burfict	Kirkpatrick	Dennard	Iloka	Nelson
Nov. 29	ST. LOUIS	Dunlap	Peko	Atkins	M.Johnson	Hawk	Mauluga	Burfict	Kirkpatrick	A.Jones	Iloka	Nelson
Dec. 6	at Cleveland	Dunlap	Peko	Atkins	M.Johnson	Hawk	Mauluga	Burfict	Kirkpatrick	A.Jones	S.Williams	Nelson
Dec. 13	PITTSBURGH	Dunlap	Peko	Atkins	M.Johnson	Shaw(nickel)	Mauluga(LB)	Burfict(LB)	Kirkpatrick	Hall	Iloka	Nelson
Dec. 20	at San Francisco	Dunlap	Peko	Atkins	M.Johnson	Hawk	Mauluga	Burfict	Kirkpatrick	A.Jones	S.Williams	Nelson
Dec. 28	at Denver	Dunlap	Peko	Atkins	M.Johnson	Hawk	Mauluga	Burfict	Kirkpatrick	A.Jones	S.Williams	Nelson
Jan. 3	BALTIMORE	Dunlap	Peko	Atkins	M.Johnson	Hawk	Rey	Burfict	Kirkpatrick	A.Jones	Iloka	Nelson
Jan. 9	PITTSBURGH	Dunlap	Gilberry(DT)	Atkins	M.Johnson	Hall(nickel)	Rey(LB)	Burfict(LB)	Kirkpatrick	A.Jones	Iloka	Nelson

# 2015 REGULAR-SEASON PARTICIPATION CHART

## LEGEND

(NOTE: Position designation indicates start.)		RI	— reserve/injured list	RF	— reserve/future list
P	— played as a substitute	RPUP	— reserve/physically unable to perform list	REX	— roster exemption
DNP	— did not play	RNFI	— reserve/non-football injury list	^	— reserve/injured player designated for return
IL	— inactive list	RNF-I	— reserve/non-football illness list	*	— eligible to practice while on a reserve list
PS	— practice squad	RSBC	— reserve/suspended by commissioner list	NWT	— not with team

NAME	Cin. G-S	1 @Oak.	2 S.D.	3 @Balt.	4 K.C.	5 SEA.	6 @Buff.	7 @Pitt.	8 CLE.	9 HOU.	10 @Ariz.	11 STL.	12 @Cle.	13 PITT.	14 @S.F.	15 @Den.	16 BALT.
Alford, Mario.....	1-0	IL	IL	IL	IL	IL	IL	IL	IL	IL	IL	IL	P	IL	IL	IL	IL
Atkins, Geno.....	16-16	DT	DT	DT	DT	DT	DT	DT	DT	DT	DT	DT	DT	DT	DT	DT	DT
Bennett, Michael .....	0-0	NWT	NWT	NWT	NWT	NWT	NWT	NWT	NWT	NWT	NWT	NWT	NWT	NWT	PS	PS	PS
Bernard, Giovanni .....	16-1	P	P	P	P	P	P	P	P	P	P	P	P	P	HB	P	P
Bodine, Russell .....	16-16	C	C	C	C	C	C	C	C	C	C	C	C	C	C	C	C
Boling, Clint.....	16-16	LG	LG	LG	LG	LG	LG	LG	LG	LG	LG	LG	LG	LG	LG	LG	LG
Burfict, VonLaze.....	10-10	RPUP	RPUP	RPUP	RPUP	RPUP	RPUP	WLB	WLB	LB	WLB	WLB	WLB	LB	WLB	WLB	WLB
Burkhead, Rex .....	16-0	P	P	P	P	P	P	P	P	P	P	P	P	P	P	P	P
Carter, Chris.....	13-0	P	P	P	P	P	P	P	P	P	P	P	P	P	NWT	NWT	NWT
Clarke, Will.....	12-0	P	P	P	P	P	P	P	P	P	P	P	IL	IL	P	IL	IL
Dalton, Andy.....	13-13	QB	QB	QB	QB	QB	QB	QB	QB	QB	QB	QB	QB	QB	IL	IL	IL
Dawson, P.J.....	11-0	P	P	P	P	P	P	IL	IL	IL	IL	IL	P	IL	P	P	P
Dennard, Darqueze .....	10-1	P	P	P	P	P	P	P	P	P	RCB	RI	RI	RI	RI	RI	RI
DiManche, Jayson.....	0-0	NWT	NWT	NWT	NWT	NWT	NWT	NWT	NWT	NWT	NWT	NWT	NWT	NWT	NWT	NWT	NWT
Dunlap, Carlos .....	16-16	LDE	LDE	LDE	LDE	LDE	LDE	LDE	LDE	LDE	LDE	LDE	LDE	LDE	LDE	LDE	LDE
Eifert, Tyler.....	13-12	TE	TE	TE	TE	TE	TE	TE	TE	P	TE	TE	IL	TE	IL	IL	TE
Fisher, Jake.....	14-1	P	P	P	P	P	P	P	P	TE	P	P	P	IL	IL	P	P
Flowers, Marquis .....	0-0	RI	RI	RI	RI	RI	RI	RI	RI	RI	RI	RI	RI	RI	RI	RI	RI
France, Dan .....	0-0	PS	PS	PS	PS	PS	PS	PS	PS	PS	PS	PS	NWT	NWT	NWT	NWT	NWT
Gilberry, Wallace.....	16-1	RDE	P	P	P	P	P	P	P	P	P	P	P	P	P	P	P
Green, A.J.....	16-16	WR	WR	WR	WR	WR	WR	WR	WR	WR	WR	WR	WR	WR	WR	WR	WR
Hall, Leon.....	14-4	P	nkIDB	P	SS	P	IL	P	P	nkIDB	P	P	IL	RCB	P	P	P
Hardison, Marcus .....	0-0	IL	IL	IL	IL	IL	IL	IL	IL	IL	IL	IL	IL	IL	IL	IL	IL
Harris, Clark.....	16-0	P	P	P	P	P	P	P	P	P	P	P	P	P	P	P	P
Hawk, A.J.....	16-11	SLB	P	SLB	P	SLB	P	SLB	SLB	P	SLB	SLB	SLB	P	SLB	SLB	SLB
Hewitt, Ryan.....	15-12	H-B	H-B	H-B	P	H-B	H-B	P	H-B	H-B	H-B	H-B	H-B	H-B	P	H-B	IL
Hill, Jeremy .....	16-15	HB	HB	HB	HB	HB	HB	HB	HB	HB	HB	HB	HB	HB	P	HB	HB
Hill, Troy.....	3-0	PS	PS	PS	PS	PS	PS	PS	PS	PS	PS	PS	P	P	P	NWT	NWT
Hopkins, Trey.....	0-0	PS	PS	PS	PS	PS	PS	PS	PS	PS	PS	PS	PS	PS	PS	PS	PS
Huber, Kevin.....	16-0	P	P	P	P	P	P	P	P	P	P	P	P	P	P	P	P
Hunt, Margus.....	7-0	IL	IL	IL	IL	IL	IL	IL	P	P	IL	IL	P	P	P	P	P
Iloka, George.....	12-12	SS	SS	SS	IL	SS	SS	SS	SS	SS	SS	SS	IL	SS	IL	IL	SS
Jackson, Asa.....	0-0	NWT	NWT	NWT	NWT	NWT	NWT	NWT	NWT	NWT	NWT	NWT	PS	PS	PS	PS	PS
Johnson, Michael .....	16-15	P	RDE	RDE	RDE	RDE	RDE	RDE	RDE	RDE	RDE	RDE	RDE	RDE	RDE	RDE	RDE
Johnson, T.J.....	12-0	DNP	DNP	DNP	DNP	P	P	P	P	P	P	P	P	P	P	P	P
Jones, Adam.....	14-14	RCB	RCB	RCB	RCB	RCB	RCB	CB	RCB	RCB	IL	RCB	RCB	IL	RCB	RCB	RCB
Jones, Marvin.....	16-13	P	WR	WR	3rdWR	P	WR	3rdWR	WR	WR	WR	P	WR	WR	WR	WR	WR
Kafka, Mike.....	0-0	NWT	NWT	NWT	NWT	NWT	NWT	NWT	NWT	NWT	NWT	NWT	NWT	NWT	NWT	NWT	PS
Kirkpatrick, Dre.....	16-15	LCB	LCB	LCB	LCB	LCB	LCB	P	LCB	LCB	LCB	LCB	LCB	LCB	LCB	LCB	LCB
Kroft, Tyler.....	16-6	P	P	P	P	2ndTE	P	P	P	P	P	2ndTE	TE	P	TE	TE	2ndTE
Kumerow, Jake .....	0-0	PS	PS	PS	PS	PS	PS	PS	PS	PS	PS	PS	PS	PS	PS	PS	PS
Lamur, Emmanuel.....	16-2	P	P	P	SLB	P	SLB	P	P	P	P	P	P	P	P	P	P
Lengel, Matt .....	0-0	PS	PS	PS	PS	PS	PS	PS	PS	PS	PS	PS	PS	PS	PS	PS	PS
Lewis-Harris, Chris.....	7-0	P	IL	IL	P	IL	P	IL	IL	IL	P	P	NWT	PS	PS	P	P
Little, Greg.....	0-0	IL	IL	IL	IL	IL	IL	NWT	NWT	NWT	NWT	NWT	NWT	NWT	NWT	NWT	NWT
Mauluga, Rey.....	15-14	MLB	LB	MLB	MLB	MLB	MLB	MLB	IL	LB	MLB	MLB	MLB	LB	MLB	MLB	P
McCarron, A.J.....	7-3	DNP	DNP	DNP	DNP	DNP	DNP	DNP	P	DNP	DNP	P	P	P	QB	QB	QB
Nelson, Reggie.....	16-16	FS	FS	FS	FS	FS	FS	FS	FS	FS	FS	FS	FS	FS	FS	FS	FS
Nugent, Mike.....	16-0	P	P	P	P	P	P	P	P	P	P	P	P	P	P	P	P
Ogbuehi, Cedric .....	5-0	RNFI	RNFI	RNFI	RNFI	RNFI	RNFI	RNFI	RNFI	RNFI*	RNFI*	IL	P	P	P	P	P
Peerman, Cedric .....	16-0	P	P	P	P	P	P	P	P	P	P	P	P	P	P	P	P
Peko, Domata .....	16-16	NT	NT	NT	NT	NT	NT	NT	NT	NT	NT	NT	NT	NT	NT	NT	NT
Porter, Sean.....	0-0	RPUP	RPUP	RPUP	RPUP	RPUP	RPUP	RPUP	RPUP	RPUP*	RPUP*	RPUP*	NWT	NWT	NWT	NWT	NWT
Rey, Vincent.....	16-8	WLB	LB	WLB	WLB	WLB	WLB	P	MLB	P	P	P	P	P	P	P	MLB
Roach, Trevor.....	0-0	PS	PS	PS	PS	PS	PS	PS	PS	PS	PS	PS	PS	PS	PS	PS	PS
Sanu, Mohamed.....	16-4	WR	P	P	WR	P	P	WR	P	P	P	P	P	P	3rdWR	P	P
Shaw, Josh.....	15-1	IL	P	P	P	P	P	P	P	P	P	P	P	nkIDB	P	P	P
Sims, Pat.....	8-0	P	P	IL	P	IL	IL	P	IL	P	IL	IL	P	P	IL	P	IL
Smith, Andre.....	14-14	ROT	ROT	ROT	ROT	ROT	ROT	ROT	IL	IL	ROT	ROT	ROT	ROT	ROT	ROT	ROT
Smith, Derron .....	16-0	P	P	P	P	P	P	P	P	P	P	P	P	P	P	P	P
Tate, Brandon .....	16-0	P	P	P	P	P	P	P	P	P	P	P	P	P	P	P	P
Thompson, Brandon.....	9-0	IL	IL	P	IL	P	P	IL	P	IL	P	P	IL	IL	P	P	P
Uzomah, C.J.....	5-0	IL	IL	IL	IL	IL	IL	IL	IL	IL	IL	IL	P	P	P	P	P
Watson, Terrell.....	0-0	PS	PS	PS	PS	PS	PS	PS	PS	PS	PS	PS	PS	PS	PS	PS	PS
Wenning, Keith.....	0-0	PS	PS	PS	PS	PS	PS	PS	PS	PS	PS	PS	PS	PS	DNP	DNP	DNP
Whitworth, Andrew.....	16-16	LOT	LOT	LOT	LOT	LOT	LOT	LOT	LOT	LOT	LOT	LOT	LOT	LOT	LOT	LOT	LOT
Wilder, James Jr.....	0-0	PS	PS	PS	PS	PS	PS	PS	PS	PS	PS	PS	PS	PS	PS	PS	PS
Williams, DeShawn .....	0-0	PS	PS	PS	PS	PS	PS	PS	PS	PS	PS	PS	PS	PS	PS	PS	PS
Williams, Shawn.....	16-4	P	P	P	P	P	P	3rdS	P	P	P	P	SS	P	SS	SS	P
Winston, Eric.....	13-2	P	P	P	P	P	P	P	ROT	ROT	P	P	IL	P	P	IL	IL
Wright, James.....	0-0	RI	RI	RI	RI	RI	RI	RI	RI	RI	RI	RI	RI	RI	RI	RI	RI
Zeitler, Kevin.....	16-16	RG	RG	RG	RG	RG	RG	RG	RG	RG	RG	RG	RG	RG	RG	RG	RG

# 2015 POSTSEASON PARTICIPATION CHART

## LEGEND

(NOTE: Position designation indicates start.)

P — played as a substitute  
DNP — did not play  
IL — inactive list  
PS — practice squad

RI — reserve/injured list  
RPUP — reserve/physically unable to perform list  
RNFI — reserve/non-football injury list  
RNF-I — reserve/non-football illness list  
RSBC — reserve/suspended by commissioner list

RF — reserve/future list  
REX — roster exemption  
^ — reserve/injured player designated for return  
\* — eligible to practice while on a reserve list  
NWT — not with team

NAME	Cin. G-S	1-9 PITT.	AFC Div.	AFC Chmp.	SB 50
Alford, Mario.....	0-0	IL	—	—	—
Atkins, Geno.....	1-1	DT	—	—	—
Bennett, Michael .....	0-0	PS	—	—	—
Bernard, Giovanni .....	1-0	P	—	—	—
Bodine, Russell .....	1-1	C	—	—	—
Boling, Clint.....	1-1	LG	—	—	—
Burfict, Vontaze .....	1-1	LB	—	—	—
Burkhead, Rex .....	1-0	P	—	—	—
Carter, Chris.....	0-0	NWT	—	—	—
Clarke, Will.....	1-0	P	—	—	—
Dalton, Andy.....	0-0	IL	—	—	—
Dawson, P.J. ....	1-0	P	—	—	—
Dennard, Darqueze .....	0-0	RI	—	—	—
DiManche, Jayson.....	0-0	PS	—	—	—
Dunlap, Carlos .....	1-1	LDE	—	—	—
Eifert, Tyler.....	1-1	TE	—	—	—
Fisher, Jake.....	1-0	P	—	—	—
Flowers, Marquis .....	0-0	RI	—	—	—
France, Dan .....	0-0	NWT	—	—	—
Gilberry, Wallace .....	1-1	DT	—	—	—
Green, A.J. ....	1-1	WR	—	—	—
Hall, Leon.....	1-1	nkIDB	—	—	—
Hardison, Marcus .....	0-0	IL	—	—	—
Harris, Clark.....	1-0	P	—	—	—
Hawk, A.J. ....	1-0	P	—	—	—
Hewitt, Ryan.....	0-0	IL	—	—	—
Hill, Jeremy .....	1-1	HB	—	—	—
Hill, Troy.....	0-0	NWT	—	—	—
Hopkins, Trey .....	0-0	PS	—	—	—
Huber, Kevin .....	1-0	P	—	—	—
Hunt, Margus.....	0-0	IL	—	—	—
Iloka, George.....	1-1	SS	—	—	—
Jackson, Asa.....	0-0	PS	—	—	—
Johnson, Michael .....	1-1	RDE	—	—	—
Johnson, T.J. ....	1-0	P	—	—	—
Jones, Adam .....	1-1	RCB	—	—	—
Jones, Marvin.....	1-1	WR	—	—	—
Kafka, Mike .....	0-0	PS	—	—	—
Kirkpatrick, Dre.....	1-1	LCB	—	—	—
Kroft, Tyler.....	1-1	2ndTE	—	—	—
Kumerow, Jake .....	0-0	PS	—	—	—
Lamur, Emmanuel.....	0-0	RI	—	—	—
Lengel, Matt .....	0-0	PS	—	—	—
Lewis-Harris, Chris.....	1-0	P	—	—	—
Little, Greg.....	0-0	NWT	—	—	—
Maulaluga, Rey .....	1-0	P	—	—	—
McCarron, AJ .....	1-1	QB	—	—	—
Nelson, Reggie.....	1-1	FS	—	—	—
Nugent, Mike .....	1-0	P	—	—	—
Ogbuehi, Cedric .....	1-0	P	—	—	—
Peerman, Cedric .....	1-0	P	—	—	—
Peko, Domata .....	1-0	P	—	—	—
Porter, Sean .....	0-0	NWT	—	—	—
Rey, Vincent.....	1-1	LB	—	—	—
Roach, Trevor .....	1-0	P	—	—	—
Sanu, Mohamed .....	1-0	P	—	—	—
Shaw, Josh.....	1-0	P	—	—	—
Sims, Pat.....	1-0	P	—	—	—
Smith, Andre .....	1-1	ROT	—	—	—
Smith, Derron .....	1-0	P	—	—	—
Tate, Brandon .....	1-0	P	—	—	—
Thompson, Brandon.....	0-0	RI	—	—	—
Uzomah, C.J. ....	1-0	P	—	—	—
Watson, Terrell.....	0-0	PS	—	—	—
Wenning, Keith.....	0-0	DNP	—	—	—
Whitworth, Andrew .....	1-1	LOT	—	—	—
Wilder, James Jr. ....	0-0	PS	—	—	—
Williams, DeShawn .....	0-0	IL	—	—	—
Williams, Shawn .....	1-0	P	—	—	—
Winston, Eric.....	0-0	IL	—	—	—
Wright, James .....	0-0	RI	—	—	—
Zeitler, Kevin .....	1-1	RG	—	—	—



# 2015-16 TRANSACTIONS

(TRANSACTIONS FROM 6-18-14 THROUGH 6-24-15 ARE IN BENGALS' 2015 MEDIA GUIDE)

June 24, 2015	— Signed QB <b>Keith Wenning</b> (FA).	Dec. 29, 2015	— Signed QB <b>Mike Kafka</b> (FA) to the practice squad.
July 28, 2015	— Waived WR <b>James Wright</b> (injured).	Jan. 4, 2016	— Signed LB <b>Trevor Roach</b> from the practice squad; Placed LB <b>Emmanuel Lamur</b> on the Reserve/Injured list.
July 29, 2015	— WR <b>James Wright</b> cleared waivers and reverted to the Reserve/Injured list.	Jan. 5, 2016	— Signed LB <b>Jayson DiManche</b> (FA) to the practice squad; Signed the following three players to the Reserve/Future list: K <b>Zach Hocker</b> (FA), DE <b>Dezmond Johnson</b> (FA) and S <b>Floyd Raven Sr.</b> (FA).
July 30, 2015	— Signed WR <b>Greg Little</b> (FA) and WR <b>Desmond Lawrence</b> (FA); Waived WR <b>Cobi Hamilton</b> .	Jan. 6, 2016	— Signed DT <b>DeShawn Williams</b> from the practice squad; Placed DT <b>Brandon Thompson</b> on the Reserve/Injured list.
Aug. 19, 2015	— Signed WR <b>Michael Bennett</b> (CFA-Georgia); Waived TE <b>Jake Murphy</b> .	Jan. 11, 2016	— Signed the following five practice squad players to the Reserve/Future list: WR <b>Michael Bennett</b> , LB <b>Jayson DiManche</b> , G <b>Trey Hopkins</b> , WR <b>Jake Kumerow</b> and TE <b>Matt Lengel</b> ; Signed LB <b>Jeff Luc</b> (FA) to the Reserve/Future list.
Aug. 25, 2015	— Terminated the contract of QB <b>Josh Johnson</b> ; Waived S <b>Erick Dargan</b> and DT <b>Kalafitoni Pole</b> .	Jan. 12, 2016	— Defensive backs coach <b>Vance Joseph</b> named Miami defensive coordinator; Linebackers coach <b>Matt Burke</b> named Miami linebackers coach.
Aug. 31, 2015	— Terminated the contract of WR <b>Denarius Moore</b> ; Waived DT <b>Kwame Geathers</b> , C/G <b>Chris Jasperse</b> , LB <b>Nico Johnson</b> , WR <b>Desmond Lawrence</b> , DE <b>Sam Montgomery</b> and TE <b>John Peters</b> .	Jan. 13, 2016	— Offensive coordinator <b>Hue Jackson</b> named Cleveland head coach.
Aug. 31, 2015	— Waived FB <b>Mark Weisman</b> (injured) and WR <b>Tevin Reese</b> .	Jan. 15, 2016	— Quarterbacks coach <b>Ken Zampese</b> named offensive coordinator; <b>Jim Haslett</b> named linebackers coach.
Sept. 1, 2015	— Placed OT <b>Cedric Ogbuehi</b> on the Reserve/Non-Football Injury list; Placed LB <b>Sean Porter</b> on the Reserve/Physically Unable to Perform list; Waived WR <b>Onterio McCalebb</b> (injured); FB <b>Mark Weisman</b> cleared waivers and reverted to the Reserve/Injured list.	Jan. 16, 2016	— The practice squad contracts expired for the following four players: CB <b>Asa Jackson</b> , QB <b>Mike Kafka</b> , HB <b>Terrell Watson</b> and HB <b>James Wilder Jr.</b>
Sept. 2, 2015	— WR <b>Onterio McCalebb</b> cleared waivers and reverted to the Reserve/Injured list.	Jan. 18, 2016	— <b>Jacob Burney</b> named defensive line coach; <b>Kevin Coyle</b> named defensive backs coach; <b>Bill Lazor</b> named quarterbacks coach.
Sept. 5, 2015	— Placed LB <b>Vontaze Burfict</b> on the Reserve/Physically Unable to Perform list; Terminated the contracts of CB <b>Brandon Ghee</b> and S <b>Shiloh Keo</b> ; Waived the following 19 players: WR <b>Michael Bennett</b> , LB <b>Jayson DiManche</b> (injured), LB <b>Marquis Flowers</b> (injured), G <b>Dan France</b> , G <b>Tanner Hawkinson</b> , CB <b>Troy Hill</b> , G <b>Trey Hopkins</b> , WR <b>Jake Kumerow</b> , TE <b>Matt Lengel</b> , OT <b>Matthew O'Donnell</b> , K <b>Tom Obarski</b> , S <b>Floyd Raven Sr.</b> , LB <b>Trevor Roach</b> , C <b>Jake Smith</b> , DT <b>Devon Still</b> , HB <b>Terrell Watson</b> , QB <b>Keith Wenning</b> , HB <b>James Wilder Jr.</b> and DT <b>DeShawn Williams</b> .	Jan. 19, 2016	— Defensive line coach <b>Jay Hayes</b> named Tampa Bay defensive line coach.
Sept. 6, 2015	— Signed 10 players to the practice squad: G <b>Dan France</b> , CB <b>Troy Hill</b> , G <b>Trey Hopkins</b> , WR <b>Jake Kumerow</b> , TE <b>Matt Lengel</b> , LB <b>Trevor Roach</b> , HB <b>Terrell Watson</b> , QB <b>Keith Wenning</b> , HB <b>James Wilder Jr.</b> and DT <b>DeShawn Williams</b> ; LB <b>Jayson DiManche</b> and LB <b>Marquis Flowers</b> cleared waivers and reverted to the Reserve/Injured list; Waived WR <b>Onterio McCalebb</b> from the Reserve/Injured list (injury settlement).	Jan. 21, 2016	— Defensive quality control/special teams assistant coach <b>Robert Livingston</b> named assistant defensive backs coach; <b>Robert Couch</b> named offensive quality control coach; <b>Dan Pitcher</b> named offensive assistant coach.
Sept. 11, 2015	— Signed WR <b>A.J. Green</b> * to a contract extension; Waived LB <b>Jayson DiManche</b> from the Reserve/Injured list (injury settlement); Waived FB <b>Mark Weisman</b> from the Reserve/Injured list.	Feb. 2, 2016	— Signed HB <b>Bronson Hill</b> (FA) to the Reserve/Future list.
Sept. 23, 2015	— Signed OT <b>Andrew Whitworth</b> * to a contract extension.	Feb. 3, 2016	— Signed TE <b>John Peters</b> (FA) to the Reserve/Future list.
Oct. 29, 2015	— Announced that LB <b>Vontaze Burfict</b> (Reserve/Physically Unable to Perform list) was eligible to return to practice.	Feb. 8, 2016	— Signed OT <b>Darryl Baldwin</b> (FA) and CB <b>Chykie Brown</b> (FA).
Oct. 31, 2015	— Activated LB <b>Vontaze Burfict</b> from the Reserve/Physically Unable to Perform list; Terminated the contract of WR <b>Greg Little</b> .	March 4, 2016	— Re-signed WR <b>Brandon Tate</b> .
Nov. 10, 2015	— Announced that OT <b>Cedric Ogbuehi</b> (Reserve/Non-Football Injury list) and LB <b>Sean Porter</b> (Reserve/Physically Unable to Perform list) were eligible to return to practice.	March 7, 2016	— Re-signed C <b>T.J. Johnson</b> .
Nov. 27, 2015	— Activated OT <b>Cedric Ogbuehi</b> from the Reserve/Non-Football Injury list; Placed CB <b>Darqueze Dennard</b> on the Reserve/Injured list.	March 10, 2016	— Re-signed S <b>George Iloka</b> (UFA-Cin.), LB <b>Vincent Rey</b> (UFA-Cin.) and OT <b>Eric Winston</b> (UFA-Cin.); LB <b>Emmanuel Lamur</b> (UFA-Cin.) signed with Minnesota.
Nov. 30, 2015	— Signed CB <b>Asa Jackson</b> (FA) to the practice squad; Released G <b>Dan France</b> from the practice squad; Waived LB <b>Sean Porter</b> from the Reserve/Physically Unable to Perform list.	March 11, 2016	— WR <b>Mohamed Sanu</b> (UFA-Cin.) signed with Atlanta; WR <b>Marvin Jones</b> (UFA-Cin.) signed with Detroit;
Dec. 5, 2015	— Signed CB <b>Troy Hill</b> from the practice squad; Waived CB <b>Chris Lewis-Harris</b> .	March 15, 2016	— Re-signed CB <b>Adam Jones</b> (UFA-Cin.).
Dec. 8, 2015	— Signed CB <b>Chris Lewis-Harris</b> to the practice squad.	March 16, 2016	— Re-signed DT <b>Pat Sims</b> (UFA-Cin.).
Dec. 15, 2015	— Waived LB <b>Chris Carter</b> .	March 18, 2016	— OT <b>Andre Smith</b> (UFA-Cin.) signed with Minnesota.
Dec. 16, 2015	— Signed QB <b>Keith Wenning</b> from the practice squad; Signed WR <b>Michael Bennett</b> (FA) to the practice squad.	March 25, 2016	— Re-signed DT <b>Brandon Thompson</b> (UFA-Cin.).
Dec. 24, 2015	— Signed CB <b>Chris Lewis-Harris</b> from the practice squad; Waived CB <b>Troy Hill</b> .	March 30, 2016	— Signed LB <b>Karlos Dansby</b> (FA).
		March 31, 2016	— Signed WR <b>Brandon LaFell</b> (FA).
		April 4, 2016	— DE <b>Wallace Gilberry</b> (UFA-Cin.) signed with Detroit.
		April 7, 2016	— S <b>Reggie Nelson</b> (UFA-Cin.) signed with Oakland.
		April 13, 2016	— Exercised option to extend the contract of TE <b>Tyler Eifert</b> by one year through 2017.
		April 15, 2016	— Signed S <b>Taylor Mays</b> (UFA-Oak.).
		April 26, 2016	— Terminated the contract of LB <b>A.J. Hawk</b> .
		April 28, 2016	— Selected one player in the annual NFL draft: CB <b>William Jackson</b> of Houston in Round 1 (24th overall).
		April 29, 2016	— Selected two players in the annual NFL draft: WR <b>Tyler Boyd</b> of Pittsburgh in Round 2 (55th overall) and LB <b>Nick Vigil</b> of Utah State in Round 3 (87th).
		April 30, 2016	— Selected four players in the annual NFL draft: DT <b>Andrew Billings</b> of Baylor in Round 4 (122nd overall), G <b>Christian Westerman</b> of Arizona State in Round 5 (161st), WR <b>Cody Core</b> of Mississippi in Round 6 (199th) and S <b>Clayton Fejedelem</b> of Illinois in Round 7 (245th).
		May 6, 2016	— Signed the following 13 college free agents: DE <b>Ryan Brown</b> (CFA-Mississippi State), HB <b>Tra Carson</b> (CFA-Texas A&M), G/C <b>Alex Cooper</b> (CFA-Houston), DT <b>David</b>

(2015-16 transactions, continued)					Buffalo); Waived QB <b>Matt Johnson</b> .
		Dean (CFA-Virginia), WR <b>Alex Erickson</b> (CFA-Wisconsin), WR <b>Antwane Grant</b> (CFA-Western Kentucky), LB <b>Darien Harris</b> (CFA-Michigan State), CB <b>Darius Hillary</b> (CFA-Wisconsin), QB <b>Matt Johnson</b> (CFA-Bowling Green), HB <b>DyShawn Mobley</b> (CFA-Eastern Kentucky), G/C <b>Alex Redmond</b> (CFA-UCLA), WR <b>Alonzo Russell</b> (CFA-Toledo) and OT <b>John Weidenaar</b> (CFA-Montana State).		May 17, 2016	— Signed S <b>Shawn Williams</b> * to a contract extension; signed G <b>Christian Westerman</b> (D5).
May 7, 2016	—	Signed WR <b>Cody Core</b> (D6).		May 25, 2016	— Signed DT <b>Andrew Billings</b> (D4); Signed FB <b>Andrew Bonnet</b> (FA); Waived K <b>Jonathan Brown</b> (injured).
May 8, 2016	—	Signed the following four college free agents: K <b>Jonathan Brown</b> (CFA-Louisville), LB <b>Gionni Paul</b> (CFA-Utah), G/C <b>Trip Thurman</b> (CFA-Florida) and CB <b>Corey Tindal</b> (CFA-Marshall).		May 26, 2016	— K <b>Jonathan Brown</b> cleared waivers and reverted to the Reserve/Injured list.
May 9, 2016	—	Signed S <b>Clayton Fejedelem</b> (D7).		June 8, 2016	— Signed HB <b>Giovani Bernard</b> * to a contract extension.
May 10, 2016	—	Signed LB <b>Nick Vigil</b> (D3).		June 10, 2016	— Signed CB <b>William Jackson</b> (D1).
May 11, 2016	—	Signed OT <b>Aaron Epps</b> (CFA-Louisville); Waived OT <b>Darryl Baldwin</b> .		June 16, 2016	— Waived LB <b>Gionni Paul</b> .
May 16, 2016	—	Signed WR <b>Tyler Boyd</b> (D2); Signed QB <b>Joe Licata</b> (CFA-		July 20, 2016	— Waived CB <b>Corey Tindal</b> .
				July 23, 2016	— Terminated the contract of S <b>Taylor Mays</b> .
				July 26, 2016	— Signed WR <b>Rashaun Simonise</b> (CFA-Calgary [Canada]); Waived DE <b>Dezmond Johnson</b> and HB <b>DyShawn Mobley</b> .
				July 27, 2016	— Signed DE <b>Jack Gangwish</b> (CFA-Nebraska).
				July 28, 2016	— Signed S <b>Jimmy Wilson</b> (FA).
			<hr/>		
			* <i>NOTE: Signed a new contract before finishing the final season(s) of existing contract.</i>		

# 2015 GAME SUMMARIES

## WEEK 1, GAME 1

### Cincinnati Bengals 33, Oakland Raiders 13 Sunday, Sept. 13, 2015 at O.co Coliseum

The Bengals posted their largest winning margin in a season opener since 1982, when they won by 21 (27-6) at home over Houston. And it was really more lopsided than that. Cincinnati led 24-0 at halftime and 33-0 through three quarters. Cincinnati's 33-0 lead marked its biggest lead in a road game since 2005, when the Bengals led by 35 in a season finale at Philadelphia that saw the Eagles resting front-liners for the playoffs. QB Andy Dalton posted a 115.9 passer rating, and the offense got two TDs each from a pair of young stars, HB Jeremy Hill and TE Tyler Eifert. CB Adam Jones led a playmaking Bengals defense, with a forced fumble against QB Derek Carr that helped turn the game into a rout in the second quarter. The Bengals won in Oakland for the first time in franchise history, in their 11th try (including one playoff game). Cincinnati ended Week 1 in sole possession of the AFC North Division lead, as rivals Baltimore, Cleveland and Pittsburgh all lost.

SCORE BY PERIODS	1	2	3	4	OT	PTS.
Cincinnati.....	7	17	9	0	—	33
Oakland.....	0	0	0	13	—	13

TEAM — SCORING PLAY	QTR.-LEFT
Cin. — J.Hill 3 run (M.Nugent kick).....	1-7:15
Cin. — M.Nugent 32 field goal.....	2-9:29
Cin. — J.Hill 2 run (M.Nugent kick).....	2-2:21
Cin. — T.Eifert 13 pass from A.Dalton (M.Nugent kick).....	2-0:07
Cin. — T.Eifert 8 pass from A.Dalton (kick blocked).....	3-3:42
Cin. — M.Nugent 35 field goal.....	3-1:25
Oak. — M.Reece 11 pass from M.McGloin (S.Janikowski kick).....	4-7:55
Oak. — M.Reece 9 pass from M.McGloin (pass failed).....	4-2:13

Missed FGs: None. Attendance: 54,500. Time: 3:02.

TEAM STATISTICS	CIN.	OAK.
First downs.....	22	16
Third down conversions-attempts.....	4-13	3-12
Total net yards.....	396	246
Net yards rushing.....	127	63
Net yards passing.....	269	183
Pass attempts-completions-interceptions.....	34-25-0	43-30-1
Sacks against-yards lost.....	0-0	2-20
Punts-average.....	5-43.8	6-43.3
Punt returns-yards.....	2-23	3-27
Kickoff returns-yards.....	2-14	3-69
Penalties-yards.....	6-50	5-32
Fumbles-lost.....	0-0	2-1
Time of possession.....	32:32	27:28

RUSHING									
CIN.	ATT	YDS	LG	TD	OAK.	ATT	YDS	LG	TD
J.Hill	19	63	11	2	L.Murray	11	44	12	0
G.Bernard	8	63	28	0	D.Carr	1	8	8	0
A.Dalton	4	1	3	0	J.Olawale	1	6	6	0
					T.Jones	3	5	4	0
TOTALS	31	127	28	2	TOTALS	16	63	12	0

PASSING									
CIN.	ATT	CMP	YDS	TD-I	OAK.	ATT	CMP	YDS	TD-I
A.Dalton	34	25	269	2-0	M.McGloin	31	23	142	2-1
					D.Carr	12	7	61	0-0
TOTALS	34	25	269	2-0	TOTALS	43	30	203	2-1

RECEIVING									
CIN.	NO	YDS	LG	TD	OAK.	NO	YDS	LG	TD
T.Eifert	9	104	31	2	L.Murray	7	36	11	0
G.Bernard	6	25	14	0	A.Cooper	5	47	24	0
A.Green	5	63	30	0	M.Crabtree	5	37	11	0
M.Sanu	2	34	28	0	M.Reece	3	26	11	2
M.Jones	2	19	12	0	J.Olawale	3	19	11	0
R.Burkhead	1	24	24	0	S.Roberts	3	12	7	0
					T.Jones	1	13	13	0
					R.Streater	1	8	8	0
					M.Rivera	1	4	4	0
					C.Walford	1	1	1	0
TOTALS	25	269	31	2	TOTALS	30	203	24	2

DEFENSE									
Cincinnati (press box stats) — ST-AT-TT: A.Jones 10-0-10, V.Rey 6-3-9, R.Maulaluga 4-3-7, A.Hawk 1-3-4, D.Dennard 3-0-3, C.Carter 2-1-3, L.Hall 2-1-3, G.Atkins 2-0-2, D.Kirkpatrick 2-0-2, S.Williams 2-0-2, C.Dunlap 1-1-2, G.Iloka 1-1-2, E.Lamur 1-1-2, M.Johnson 1-0-1, P.Dawson 0-1-1, P.Sims 0-1-1. SKS.-YDS.: G.Atkins 1-14, C.Dunlap 1-6. INT.-YDS.: R.Nelson 1-0. PD: D.Dennard 1, A.Jones 1, R.Nelson 1. FF: G.Atkins 1, A.Jones 1. FR-YDS.: M.Johnson 1-0.									

Oakland (press box stats) — ST-AT-TT: L.Asante 7-1-8, M.Smith 6-1-7, C.Woodson 5-2-7, T.Carrie 5-1-6, J.Tuck 3-2-5, D.Hayden 3-1-4, K.Mack 3-1-4, D.Williams 3-1-4, R.Armstrong 2-1-3, C.Lofton 1-1-2, A.Smith 1-1-2, N.Allen 0-1-1. SKS.-YDS.: None. INT.-YDS.: None. PD: J.Tuck 2, T.Carrie 1, D.Williams 1. FF: None. FR-YDS.: None.

## WEEK 2, GAME 2

### Cincinnati Bengals 24, San Diego Chargers 19 Sunday, Sept. 20, 2015 at Paul Brown Stadium

The Bengals took advantage of an early special teams mistake by San Diego, with LB Emmanuel Lamur recovering a muffed punt return. Cincinnati went ahead 7-0 at the 12:51 mark of the first quarter on a 16-yard pass from QB Andy Dalton to WR A.J. Green. The Bengals led the rest of the way, but San Diego was within one score for the bulk of the game. The Chargers got a last opportunity for a winning score when they took over at their 20 with 1:09 remaining, but on their second play, Bengals LB Vincent Rey made a leaping INT of a pass from QB Philip Rivers to seal the outcome. Dalton threw three TD passes with no INTs, and HB Giovani Bernard led the Bengals with 139 yards from scrimmage, including 20-for-123 rushing. Cincinnati defeated San Diego for the fourth straight time in regular season, but this game was the first Bengals-Chargers meeting since a San Diego playoff win at Paul Brown Stadium in the 2013 season. The Bengals moved to 2-0 for 2015 and maintained sole possession of first place in the AFC North Division. San Diego dropped to 1-1.

SCORE BY PERIODS	1	2	3	4	OT	PTS.
San Diego.....	3	3	7	6	—	19
Cincinnati.....	7	7	3	7	—	24

TEAM — SCORING PLAY	QTR.-LEFT
Cin. — A.Green 16 pass from A.Dalton (M.Nugent kick).....	1-12:51
S.D. — J.Lambo 40 field goal.....	1-8:38
S.D. — J.Lambo 32 field goal.....	2-9:24
Cin. — M.Jones 45 pass from A.Dalton (M.Nugent kick).....	2-6:01
S.D. — S.Johnson 10 pass from P.Rivers (J.Lambo kick).....	3-10:34
Cin. — M.Nugent 21 field goal.....	3-2:44
Cin. — T.Eifert 9 pass from A.Dalton (M.Nugent kick).....	4-8:49
S.D. — M.Floyd 40 pass from P.Rivers (pass failed).....	4-4:20

Missed FGs: J.Lambo (47WL), M.Nugent (36WR). Attendance: 57,579. Time: 3:06.

TEAM STATISTICS	S.D.	CIN.
First downs.....	19	20
Third down conversions-attempts.....	4-11	4-10
Total net yards.....	354	389
Net yards rushing.....	131	175
Net yards passing.....	223	214
Pass attempts-completions-interceptions.....	27-21-1	26-16-0
Sacks against-yards lost.....	4-18	0-0
Punts-average.....	3-48.0	3-53.7
Punt returns-yards.....	1-0	3-29
Kickoff returns-yards.....	3-71	3-74
Penalties-yards.....	8-64	9-75
Fumbles-lost.....	2-2	2-2
Time of possession.....	30:09	29:51

RUSHING									
S.D.	ATT	YDS	LG	TD	CIN.	ATT	YDS	LG	TD
M.Gordon	16	88	27	0	G.Bernard	20	123	26	0
D.Woodhead	7	36	9	0	J.Hill	10	39	9	0
P.Rivers	1	5	5	0	A.Dalton	5	10	6	0
B.Oliver	1	2	2	0	M.Jones	1	3	3	0
TOTALS	25	131	27	0	TOTALS	36	175	26	0

PASSING									
S.D.	ATT	CMP	YDS	TD-I	CIN.	ATT	CMP	YDS	TD-I
P.Rivers	27	21	241	2-1	A.Dalton	26	16	214	3-0
TOTALS	27	21	241	2-1	TOTALS	26	16	214	3-0

RECEIVING									
S.D.	NO	YDS	LG	TD	CIN.	NO	YDS	LG	TD
D.Woodhead	6	68	19	0	T.Eifert	4	49	15	1
L.Green	5	47	12	0	A.Green	3	45	23	1
S.Johnson	5	45	15	1	G.Bernard	3	16	9	0
M.Floyd	2	55	40t	1	M.Jones	2	48	45t	1
K.Allen	2	16	13	0	J.Fisher	1	31	31	0
M.Gordon	1	10	10	0	M.Sanu	1	15	15	0
					R.Burkhead	1	8	8	0
					J.Hill	1	2	2	0
TOTALS	21	241	40t	2	TOTALS	16	214	45t	3

DEFENSE									
San Diego (press box stats) — ST-AT-TT: E.Wedde 7-3-10, M.Te'o 5-5-10, J.Wilson 3-4-7, D.Butler 3-3-6, C.Liuget 3-2-5, S.Lisemore 0-4-4, J.Attacochu 2-0-2, D.Philon 2-0-2, K.Reyes 2-0-2, B.Flowers 1-1-2, M.Ingram 0-2-2, R.Mathews 1-0-1, P.Robinson 1-0-1, M.Unrein 1-0-1, J.Verrett 1-0-1, K.Emanuel 0-1-1, A.Phillips 0-1-1. SKS.-YDS.: None. INT.-YDS.: None. PD: M.Ingram 1, M.Te'o 1. FF: D.Butler 1. FR-YDS.: D.Butler 1-1, J.Wilson 1-0.									

Cincinnati (press box stats) — ST-AT-TT: A.Jones 7-2-9, D.Kirkpatrick 7-0-7, C.Dunlap 3-3-6, G.Iloka 5-0-5, R.Maulaluga 2-3-5, L.Hall 4-0-4, R.Nelson 2-2-4, V.Rey 2-2-4, W.Gilberry 2-1-3, M.Johnson 2-1-3, G.Atkins 0-3-3, E.Lamur 2-0-2, D.Peko 0-2-2, W.Clarke 0-1-1. SKS.-YDS.: C.Dunlap 1-5-9.5, G.Atkins 1-5, W.Gilberry 1-2, W.Clarke 0-5-1.5. INT.-YDS.: V.Rey 1-0. PD: A.Jones 2, W.Clarke 1, L.Hall 1, D.Kirkpatrick 1, V.Rey 1. FF: W.Gilberry 1. FR-YDS.: C.Carter 1-0.

## WEEK 3, GAME 3

Cincinnati Bengals 28, Baltimore Ravens 24  
Sunday, Sept. 27, 2015 at M&T Bank Stadium

In one of their wilder finishes of recent years, the Bengals staged two fourth-quarter comebacks to defeat the Ravens for a fourth straight time, the longest winning streak against Baltimore in Bengals history. An 80-yard TD pass from QB Andy Dalton to WR A.J. Green lifted Cincinnati from a 17-14 deficit to a 21-17 lead, and after the Ravens went back ahead 24-21, Dalton led an 80-yard drive, capped by a seven-yard TD pass to Green, for the winning points. The Bengals had led 14-0 at halftime, only to see the Ravens come back with 17 unanswered points. Green had 10 catches for a career-high 227 yards, and Dalton posted his third straight triple-digit passer rating of the season, logging a 122.3. The Bengals improved to 3-0 on the season, holding a one-game lead over Pittsburgh in the AFC North Division. Baltimore fell to 0-3 for the first time in the Ravens' 20-year history. Head coach Marvin Lewis ran his record against his former team to 15-10.

SCORE BY PERIODS	1	2	3	4	OT	PTS.
Cincinnati.....	7	7	0	14	—	28
Baltimore.....	0	0	7	17	—	24

TEAM — SCORING PLAY	QTR-LEFT
Cin. — A. Dalton 7 run (M. Nugent kick).....	1-7:20
Cin. — M. Jones 16 pass from A. Dalton (M. Nugent kick).....	2-12:18
Balt. — S. Smith 50 pass from J. Flacco (J. Tucker kick).....	3-6:23
Balt. — J. Tucker 21 field goal.....	4-13:27
Balt. — C. Mosley 41 fumble return (J. Tucker kick).....	4-6:49
Cin. — A. Green 80 pass from A. Dalton (M. Nugent kick).....	4-6:37
Balt. — S. Smith 16 pass from J. Flacco (J. Tucker kick).....	4-3:56
Cin. — A. Green 7 pass from A. Dalton (M. Nugent kick).....	4-2:10

Missed FGs: J. Tucker (50WR). Attendance: 70,970. Time: 3:27.

TEAM STATISTICS	CIN.	BALT.
First downs.....	23	19
Third down conversions-attempts.....	8-15	7-16
Total net yards.....	458	398
Net yards rushing.....	86	36
Net yards passing.....	372	362
Pass attempts-completions-interceptions.....	32-20-1	49-32-1
Sacks against-yards lost.....	2-11	0-0
Punts-average.....	3-54.7	4-43.5
Punt returns-yards.....	4-25	2-35
Kickoff returns-yards.....	1-32	1-26
Penalties-yards.....	9-67	13-116
Fumbles-lost.....	1-1	1-0
Time of possession.....	30:08	29:52

RUSHING									
CIN.	ATT	YDS	LG	TD	BALT.	ATT	YDS	LG	TD
G. Bernard	13	49	7	0	J. Forsett	10	13	5	0
J. Hill	12	21	6	0	J. Allen	3	12	9	0
A. Dalton	5	10	7	1	M. Campanaro	1	8	8	0
M. Sanu	1	6	6	0	A. Levine	1	3	3	0
					L. Taliaferro	3	0	1	0
TOTALS	31	86	7	1	TOTALS	18	36	9	0

PASSING									
CIN.	ATT	CMP	YDS	TD-I	BALT.	ATT	CMP	YDS	TD-I
A. Dalton	32	20	383	3-1	J. Flacco	49	32	362	2-1
TOTALS	32	20	383	3-1	TOTALS	49	32	362	2-1

RECEIVING									
CIN.	NO	YDS	LG	TD	BALT.	NO	YDS	LG	TD
A. Green	10	227	80	2	S. Smith	13	186	50	2
M. Jones	5	94	32	1	J. Forsett	4	16	8	0
G. Bernard	3	34	23	0	M. Williams	3	44	28	0
					C. Gillmore	3	40	19	0
					M. Brown	2	29	21	0
					N. Boyle	2	19	13	0
					K. Juszczyk	2	11	9	0
					M. Campanaro	2	11	11	0
					L. Taliaferro	1	6	6	0
TOTALS	20	383	80	3	TOTALS	32	362	50	2

DEFENSE									
Cincinnati (press box stats) — ST-AT-TT: V. Rey 4-4-8, A. Hawk 5-1-6, A. Jones 4-2-6, C. Dunlap 3-2-5, R. Mauluga 2-3-5, G. Atkins 2-2-4, D. Kirkpatrick 2-2-4, S. Williams 3-0-3, L. Hall 2-1-3, E. Lamur 2-1-3, R. Nelson 2-1-3, D. Peko 1-2-3, C. Peerman 2-0-2, G. Iloka 1-1-2, B. Thompson 1-1-2, W. Gilberry 1-0-1, M. Johnson 0-1-1. SKS.-YDS.: None. INT.-YDS.: A. Jones 1-0. PD: A. Jones 1, D. Kirkpatrick 1, D. Peko 1. FF: C. Peerman 1. FR-YDS.: None.									

Baltimore (press box stats) — ST-AT-TT: B. Williams 4-4-8, L. Guy 2-5-7, D. Smith 2-5-7, C. Mosley 4-2-6, L. Webb 3-2-5, W. Hill 4-0-4, J. Smith 3-1-4, T. Jernigan 1-3-4, C. Upshaw 1-2-3, K. Arrington 2-0-2, E. Dumervil 2-0-2, T. Brooks 1-1-2, R. Melvin 1-0-1, Z. Smith 1-0-1, C. Davis 0-1-1, K. Lewis 0-1-1, A. McClellan 0-1-1. SKS.-YDS.: W. Hill 1-8, E. Dumervil 1-3. INT.-YDS.: J. Smith 1-0. PD: C. Davis 1, K. Lewis 1, C. Mosley 1, J. Smith 1, B. Trawick 1, C. Upshaw 1, L. Webb 1. FF: E. Dumervil 1. FR-YDS.: C. Mosley 1-41.

## WEEK 4, GAME 4

Cincinnati Bengals 36, Kansas City Chiefs 21  
Sunday, Oct. 4, 2015 at Paul Brown Stadium

The Bengals led from the early first quarter to the final gun in going to 4-0 for the season, their first 4-0 start since 2005. It was the first game in Bengals history in which the team had more than 300 net passing yards (321) and four rushing touchdowns. QB Andy Dalton posted a 127.1 passer rating, making him four-for-four in triple-digit ratings on the season. He finished the game, for the second straight week, as first in the AFC and second in the NFL in season passer rating. The Chiefs were hanging close late in the third quarter, in possession and facing only a six-point (21-15) deficit. But with 0:33 left in the period, Bengals DE Michael Johnson forced a fumble by TE Travis Kelce that S Reggie Nelson returned 25 yards to the Kansas City five-yard line. The Bengals scored in two plays and were two or more scores up for the remainder of the game. Cincinnati logged a fourth consecutive win in its series against the Chiefs and took a two-game lead over second-place Pittsburgh in the AFC North Division. The Chiefs fell to 1-3.

SCORE BY PERIODS	1	2	3	4	OT	PTS.
Kansas City.....	3	9	3	6	—	21
Cincinnati.....	14	0	15	7	—	36

TEAM — SCORING PLAY	QTR-LEFT
Cin. — J. Hill 8 run (M. Nugent kick).....	1-11:33
K.C. — C. Santos 22 field goal.....	1-4:35
Cin. — G. Bernard 13 run (M. Nugent kick).....	1-0:53
K.C. — C. Santos 40 field goal.....	2-12:44
K.C. — C. Santos 51 field goal.....	2-6:09
K.C. — C. Santos 34 field goal.....	2-0:04
Cin. — B. Tate 55 pass from A. Dalton (M. Nugent kick).....	3-8:43
K.C. — C. Santos 40 field goal.....	3-4:37
Cin. — J. Hill 5 run (J. Hill run).....	3-0:11
K.C. — C. Santos 29 field goal.....	4-9:28
Cin. — J. Hill 1 run (M. Nugent kick).....	4-4:50
K.C. — C. Santos 51 field goal.....	4-2:34

Missed FGs: None. Attendance: 57,498. Time: 3:17.

TEAM STATISTICS	K.C.	CIN.
First downs.....	24	18
Third down conversions-attempts.....	7-16	6-10
Total net yards.....	461	445
Net yards rushing.....	113	124
Net yards passing.....	348	321
Pass attempts-completions-interceptions.....	45-31-0	24-17-0
Sacks against-yards lost.....	5-38	0-0
Punts-average.....	1-62.0	3-47.7
Punt returns-yards.....	0-0	1-7
Kickoff returns-yards.....	5-109	3-53
Penalties-yards.....	7-46	11-84
Fumbles-lost.....	1-1	1-0
Time of possession.....	36:53	23:07

RUSHING									
K.C.	ATT	YDS	LG	TD	CIN.	ATT	YDS	LG	TD
J. Charles	11	75	24	0	G. Bernard	13	62	16	1
A. Smith	5	25	10	0	J. Hill	9	40	10	3
C. West	5	17	9	0	A. Dalton	3	16	8	0
D. Thomas	2	-4	4	0	M. Jones	1	6	6	0
TOTALS	23	113	24	0	TOTALS	26	124	16	4

PASSING									
K.C.	ATT	CMP	YDS	TD-I	CIN.	ATT	CMP	YDS	TD-I
A. Smith	45	31	386	0-0	A. Dalton	24	17	321	1-0
TOTALS	45	31	386	0-0	TOTALS	24	17	321	1-0

RECEIVING									
K.C.	NO	YDS	LG	TD	CIN.	NO	YDS	LG	TD
J. Maclin	11	148	44	0	A. Green	7	82	36	0
J. Charles	6	70	25	0	M. Sanu	4	84	52	0
T. Kelce	5	49	14	0	T. Eifert	3	69	30	0
J. Avant	4	43	13	0	B. Tate	1	55	55	1
C. Conley	2	53	44	0	R. Burkhead	1	27	27	0
D. Thomas	1	11	11	0	M. Jones	1	4	4	0
J. O'Shaughnessy	1	8	8	0					
C. West	1	4	4	0					
TOTALS	31	386	44	0	TOTALS	17	321	55	1

DEFENSE									
Kansas City (press box stats) — ST-AT-TT: R. Parker 5-3-8, R. Wilson 4-4-8, E. Berry 4-1-5, D. Poe 2-2-4, A. Bailey 2-1-3, M. Peters 2-1-3, S. Smith 2-1-3, J. Houston 1-2-3, J. Howard 0-3-3, H. Abdullah 2-0-2, D. Johnson 1-1-2, N. Williams 1-1-2, J. Mauga 1-0-1, M. Devito 0-1-1, T. Hall 0-1-1. SKS.-YDS.: None. INT.-YDS.: None. PD: S. Smith 1. FF: None. FR-YDS.: None.									

Cincinnati (press box stats) — ST-AT-TT: V. Rey 10-5-15, R. Nelson 6-3-9, R. Mauluga 4-4-8, D. Dennard 4-2-6, S. Williams 3-3-6, D. Kirkpatrick 3-2-5, M. Johnson 4-0-4, L. Hall 3-0-3, G. Atkins 2-1-3, E. Lamur 1-2-3, C. Dunlap 2-0-2, W. Gilberry 2-0-2, D. Peko 2-0-2, W. Clarke 1-0-1, A. Hawk 0-1-1, A. Jones 0-1-1, P. Sims 0-1-1. SKS.-YDS.: D. Peko 2-11, G. Atkins 1-10, M. Johnson 1-9, C. Dunlap 1-8. INT.-YDS.: None. PD: D. Dennard 1, L. Hall 1, M. Johnson 1, E. Lamur 1. FF: M. Johnson. FR-YDS.: R. Nelson 1-25.

## WEEK 5, GAME 5

Cincinnati Bengals 27, Seattle Seahawks 24 (OT)  
Sunday, Oct. 11, 2015 at Paul Brown Stadium

The Bengals staged one of the great comebacks in franchise history, rallying from a 24-7 deficit in the fourth quarter to force overtime and win on Mike Nugent's 42-yard FG with 3:36 remaining in the extra period. NFL teams facing fourth-quarter deficits of 17 or more points had lost 427 consecutive games, dating back to the start of the 2011 season, before Cincinnati's win. Bengals QB Andy Dalton posted a 136.7 passer rating in the fourth quarter as the Bengals outscored the Seahawks 17-0. He had a 10-yard TD pass to TE Tyler Eifert in the early in the fourth quarter, and later scored himself on a five-yard run. The defense, led by DE Carlos Dunlap and DT Geno Atkins, held the Seahawks to one first down and 27 net yards in the fourth quarter. At the end of the fourth quarter, on fourth down and on Seattle's 13-yard with no timeouts, the Bengals' field goal team rushed onto the field while the offense ran off, and Nugent kicked a nail-biting 31-yard FG as time expired to send the game into OT. The Bengals improved to 5-0 and finished Week 5 with a two-game lead over Pittsburgh in the AFC North Division. Seattle fell to 2-3.

SCORE BY PERIODS	1	2	3	4	OT	PTS.
Seattle .....	7	3	14	0	0	24
Cincinnati .....	7	0	0	17	3	27

TEAM — SCORING PLAY	QTR-LEFT
Cin. — T.Eifert 14 pass from A.Dalton (M.Nugent kick) .....	1-11:02
Sea. — J.Kearse 30 pass from R.Wilson (S.Hauschka kick) .....	1-6:32
Sea. — S.Hauschka 24 field goal .....	2-0:00
Sea. — T.Rawls 69 run (S.Hauschka kick) .....	3-8:38
Sea. — B.Wagner 23 fumble return (S.Hauschka kick) .....	3-6:41
Cin. — T.Eifert 10 pass from A.Dalton (M.Nugent kick) .....	4-12:18
Cin. — A.Dalton 5 run (M.Nugent kick) .....	4-3:38
Cin. — M.Nugent 31 field goal .....	4-0:00
Cin. — M.Nugent 42 field goal .....	5-3:36

Missed FGs: None. Attendance: 65,004. Time: 3:19.

TEAM STATISTICS	SEA.	CIN.
First downs .....	16	27
Third down conversions-attempts .....	5-13	6-15
Total net yards .....	397	419
Net yards rushing .....	200	109
Net yards passing .....	197	310
Pass attempts-completions-interceptions .....	23-15-1	44-30-1
Sacks against-yards lost .....	4-16	4-21
Punts-average .....	8-50.9	6-48.8
Punt returns-yards .....	2-8	5-93
Kickoff returns-yards .....	1-21	4-87
Penalties-yards .....	10-112	7-50
Fumbles-lost .....	0-0	1-1
Time of possession .....	30:35	40:49

SEA.	ATT	YDS	LG	TD	CIN.	ATT	YDS	LG	TD
T.Rawls	23	169	69t	1	G.Bernard	15	80	13	0
R.Wilson	3	21	9	0	A.Dalton	7	18	6	1
R.Smith	2	5	3	0	J.Hill	8	13	5	0
F.Jackson	2	5	5	0	R.Burkhead	1	-2	-2	0
TOTALS	30	200	69t	1	TOTALS	31	109	13	1

SEA.	ATT	CMP	YDS	TD-I	CIN.	ATT	CMP	YDS	TD-I
R.Wilson	23	15	213	1-1	A.Dalton	44	30	331	2-1
TOTALS	23	15	213	1-1	TOTALS	44	30	331	2-1

SEA.	NO	YDS	LG	TD	CIN.	NO	YDS	LG	TD
D.Baldwin	3	70	46	0	T.Eifert	8	90	25	2
J.Graham	3	30	22	0	A.Green	6	78	22	0
F.Jackson	3	29	12	0	M.Sanu	5	69	25	0
J.Kearse	2	38	30t	1	M.Jones	5	61	44	0
T.Lockett	2	29	22	0	G.Bernard	5	21	10	0
L.Wilson	2	17	9	0	J.Hill	1	12	12	0
TOTALS	15	213	46	1	TOTALS	30	331	44	2

SEA.	NO	YDS	LG	TD	CIN.	NO	YDS	LG	TD
D.Baldwin	3	70	46	0	T.Eifert	8	90	25	2
J.Graham	3	30	22	0	A.Green	6	78	22	0
F.Jackson	3	29	12	0	M.Sanu	5	69	25	0
J.Kearse	2	38	30t	1	M.Jones	5	61	44	0
T.Lockett	2	29	22	0	G.Bernard	5	21	10	0
L.Wilson	2	17	9	0	J.Hill	1	12	12	0
TOTALS	15	213	46	1	TOTALS	30	331	44	2

Seattle (press box stats) — ST-AT-TT: K.Chancellor 8-3-11, R.Sherman 6-2-8, B.Wagner 5-2-7, K.Wright 6-0-6, M.Bennett 5-1-6, C.Avril 4-2-6, D.Shead 4-1-5, B.Irvin 3-1-4, A.Rubin 3-1-4, C.Williams 3-1-4, C.Marsh 2-1-3, B.Mebane 2-0-2, E.Thomas 2-0-2, J.Hill 1-1-2. SKS.-YDS.: C.Avril 1-7, M.Bennett 1-6, D.Shead 1-5, A.Rubin 1-3. INT.-YDS.: E.Thomas 1-32. PD: D.King 1, R.Sherman 1, E.Thomas 1, B.Wagner 1, C.Williams 1. FF: M.Bennett 1. FR-YDS.: B.Wagner 1-23.

Cincinnati (press box stats) — ST-AT-TT: V.Rey 6-7-13, R.Mauluga 5-3-8, C.Dunlap 3-3-6, A.Jones 4-1-5, G.Iloka 3-1-4, G.Atkins 2-2-4, R.Nelson 2-2-4, D.Peko 2-2-4, M.Johnson 0-3-3, E.Lamur 0-3-3, D.Dennard 2-0-2, A.Hawk 2-0-2, B.Thompson 1-1-2. SKS.-YDS.: C.Dunlap 1.5-11, A.Jones 1-1, G.Atkins 1-0, E.Lamur 0.5-4. INT.-YDS.: A.Jones 1-0. PD: G.Iloka 1, A.Jones 1, D.Kirkpatrick 1, R.Mauluga 1, V.Rey 1. FF: None. FR-YDS.: None.

## WEEK 6, GAME 6

Cincinnati Bengals 34, Buffalo Bills 21  
Sunday, Oct. 18, 2015 at Ralph Wilson Stadium

The Bengals overcame an early 7-0 deficit and dispatched the Bills with relative ease, moving to a 6-0 record for the third time in franchise history, tying the franchise record for longest unbeaten start to a season. Buffalo trailed only 17-14 at halftime, but the Bengals mounted TD drives on their first two possessions of the second half to put the game away. QB Andy Dalton posted a 118.6 passer rating, with three TD passes and no INTs. WR Marvin Jones had a career-high nine receptions, and DE Carlos Dunlap logged 1.5 sacks to move into the NFL sack lead for the season at 6.5. The Bengals posted a 3-0 start in road games for the first time since the 2009 division championship team won its first four away from home. Cincinnati maintained a two-game lead over 4-2 Pittsburgh for the AFC North Division lead. Buffalo fell to 3-3.

SCORE BY PERIODS	1	2	3	4	OT	PTS.
Cincinnati .....	7	10	14	3	—	34
Buffalo .....	7	7	0	7	—	21

TEAM — SCORING PLAY	QTR-LEFT
Buff. — E.Manuel 2 run (D.Carpenter kick) .....	1-9:21
Cin. — J.Hill 13 pass from A.Dalton (M.Nugent kick) .....	1-3:26
Cin. — G.Bernard 17 run (M.Nugent kick) .....	2-10:19
Cin. — M.Nugent 47 field goal .....	2-7:12
Buff. — S.Watkins 22 pass from E.Manuel (D.Carpenter kick) .....	2-0:17
Cin. — M.Jones 10 pass from A.Dalton (M.Nugent kick) .....	3-10:55
Cin. — T.Eifert 4 pass from A.Dalton (M.Nugent kick) .....	3-1:42
Cin. — M.Nugent 39 field goal .....	4-10:40
Buff. — L.McCoy 4 run (D.Carpenter kick) .....	4-6:50

Missed FGs: None. Attendance: 69,593. Time: 3:09.

TEAM STATISTICS	CIN.	BUFF.
First downs .....	21	22
Third down conversions-attempts .....	7-12	5-13
Total net yards .....	355	368
Net yards rushing .....	112	112
Net yards passing .....	243	256
Pass attempts-completions-interceptions .....	33-22-0	42-28-1
Sacks against-yards lost .....	0-0	2-7
Punts-average .....	3-40.3	5-48.6
Punt returns-yards .....	4-37	0-0
Kickoff returns-yards .....	4-84	4-72
Penalties-yards .....	3-20	8-93
Fumbles-lost .....	1-0	0-0
Time of possession .....	30:00	30:00

CIN.	ATT	YDS	LG	TD	BUFF.	ATT	YDS	LG	TD
J.Hill	16	56	10	0	L.McCoy	17	90	33	1
G.Bernard	8	50	17t	1	E.Manuel	6	22	16	1
M.Sanu	1	8	8	0					
A.Dalton	3	-2	0	0					
TOTALS	28	112	17t	1	TOTALS	23	112	33	2

CIN.	ATT	CMP	YDS	TD-I	BUFF.	ATT	CMP	YDS	TD-I
A.Dalton	33	22	243	3-0	E.Manuel	42	28	263	1-1
TOTALS	33	22	243	3-0	TOTALS	42	28	263	1-1

CIN.	NO	YDS	LG	TD	BUFF.	NO	YDS	LG	TD
M.Jones	9	95	42	1	C.Clay	9	62	19	0
A.Green	4	36	12	0	C.Gragg	5	54	19	0
T.Eifert	4	30	15	1	S.Watkins	4	48	22t	1
M.Sanu	2	30	24	0	R.Woods	4	47	22	0
G.Bernard	1	23	23	0	C.Hogan	2	31	23	0
R.Hewitt	1	16	16	0	D.Herron	2	17	9	0
J.Hill	1	13	13t	1	L.McCoy	2	4	3	0
TOTALS	22	243	42	3	TOTALS	28	263	23	1

CIN.	NO	YDS	LG	TD	BUFF.	NO	YDS	LG	TD
M.Jones	9	95	42	1	C.Clay	9	62	19	0
A.Green	4	36	12	0	C.Gragg	5	54	19	0
T.Eifert	4	30	15	1	S.Watkins	4	48	22t	1
M.Sanu	2	30	24	0	R.Woods	4	47	22	0
G.Bernard	1	23	23	0	C.Hogan	2	31	23	0
R.Hewitt	1	16	16	0	D.Herron	2	17	9	0
J.Hill	1	13	13t	1	L.McCoy	2	4	3	0
TOTALS	22	243	42	3	TOTALS	28	263	23	1

Cincinnati (press box stats) — ST-AT-TT: R.Nelson 8-3-11, V.Rey 7-1-8, D.Kirkpatrick 6-0-6, G.Iloka 4-2-6, E.Lamur 3-3-6, R.Mauluga 2-4-6, A.Jones 4-1-5, M.Johnson 4-0-4, W.Gilberry 2-1-3, C.Dunlap 1-2-3, D.Peko 0-3-3, G.Atkins 2-0-2, W.Clarke 1-0-1, D.Carter 0-1-1, D.Dennard 0-1-1, B.Thompson 0-1-1. SKS.-YDS.: C.Dunlap 1.5-7, B.Thompson 0.5-0. INT.-YDS.: D.Dennard 1-10. PD: C.Dunlap 1, D.Dennard 1, A.Jones 1, D.Kirkpatrick 1, R.Nelson 1. FF: None. FR-YDS.: None.

Buffalo (press box stats) — ST-AT-TT: P.Brown 7-2-9, C.Graham 4-3-7, R.Darby 6-0-6, D.Williams 5-1-6, M.Lawson 3-3-6, S.Gilmore 5-0-5, M.Dareus 3-1-4, J.Hughes 3-1-4, C.Bryant 1-3-4, N.Bradham 2-1-3, S.Charles 0-2-2, B.Rambo 1-0-1, M.Williams 1-0-1, Ky.Williams 0-1-1. SKS.-YDS.: None. INT.-YDS.: None. PD: S.Gilmore 2, N.Bradham 1. FF: None. FR-YDS.: None.

## WEEK 8, GAME 7

Cincinnati Bengals 16, Pittsburgh Steelers 10  
Sunday, Nov. 1, 2015 at Heinz Field

The Bengals moved to a 7-0 record for the first time in franchise history, rallying from a fourth-quarter deficit for the third time on the season. Pittsburgh had possession and a 10-6 lead in the fourth quarter, but with just under six minutes to play, third-year S Shawn Williams made a diving INT of a QB Ben Roethlisberger pass at the Steelers' 45-yard line, and the offense responded with a six-play TD drive, capped by a nine-yard pass on third down from QB Andy Dalton to WR A.J. Green. K Mike Nugent's 44-yard FG pushed the Cincinnati lead to 16-10 at the 1:47 mark, and the Bengals successfully defended a Pittsburgh bid to steal victory when the Steelers failed on a pass to the end zone from the Bengals' 16 as time expired. S Reggie Nelson was defending on the final play, and Nelson had two INTs for the game. Cincinnati moved to a three-and-one-half game lead in the AFC North Division, as second-place Pittsburgh fell to 4-4. The Bengals' lead was the largest ever in the 14-year-old AFC North at Week 8 or any earlier part of a season.

SCORE BY PERIODS	1	2	3	4	OT	PTS.
Cincinnati.....	3	3	0	10	—	16
Pittsburgh.....	7	0	3	0	—	10

TEAM — SCORING PLAY	QTR.-LEFT
Pitt. — A.Brown 1 pass from B.Roethlisberger (C.Boswell kick) .....	1-7:46
Cin. — M.Nugent 44 field goal.....	1-2:50
Cin. — M.Nugent 45 field goal.....	2-14:55
Pitt. — C.Boswell 32 field goal.....	3-6:27
Cin. — A.Green 9 pass from A.Dalton (M.Nugent kick).....	4-2:57
Cin. — M.Nugent 44 field goal.....	4-1:47

Missed FGs: M.Nugent (42B). Attendance: 64,750. Time: 3:22.

TEAM STATISTICS	CIN.	PITT.
First downs.....	16	21
Third down conversions-attempts.....	4-15	3-11
Total net yards.....	296	356
Net yards rushing.....	78	116
Net yards passing.....	218	240
Pass attempts-completions-interceptions.....	38-23-2	45-28-3
Sacks against-yards lost.....	3-13	3-22
Punts-average.....	4-34.0	6-35.5
Punt returns-yards.....	3-38	0-0
Kickoff returns-yards.....	2-52	2-34
Penalties-yards.....	10-94	10-91
Fumbles-lost.....	2-0	0-0
Time of possession.....	29:51	30:09

RUSHING									
CIN.	ATT	YDS	LG	TD	PITT.	ATT	YDS	LG	TD
J.Hill	15	60	15	0	De.Williams	9	71	55	0
G.Bernard	1	12	12	0	L.Bell	10	45	7	0
A.Dalton	6	4	5	0					
M.Jones	1	2	2	0					
TOTALS	23	78	15	0	TOTALS	19	116	55	0

PASSING									
CIN.	ATT	CMP	YDS	TD-I	PITT.	ATT	CMP	YDS	TD-I
A.Dalton	38	23	231	1-2	B.Roethlisberger	45	28	262	1-3
TOTALS	38	23	231	1-2	TOTALS	45	28	262	1-3

RECEIVING									
CIN.	NO	YDS	LG	TD	PITT.	NO	YDS	LG	TD
A.Green	11	118	38	1	H.Miller	10	105	25	0
T.Eifert	4	39	23	0	A.Brown	6	47	17	1
G.Bernard	2	22	23	0	M.Bryant	4	49	21	0
M.Jones	2	12	6	0	De.Williams	4	39	14	0
M.Sanu	2	10	7	0	L.Bell	2	13	8	0
R.Hewitt	1	22	22	0	M.Wheaton	1	5	5	0
J.Hill	1	8	8	0	M.Spaeth	1	4	4	0
TOTALS	23	231	38	1	TOTALS	28	262	25	1

DEFENSE									
Cincinnati (press box stats) — ST-AT-TT: V.Rey 5-3-8, V.Burfict 5-0-5, L.Hall 5-0-5, A.Jones 5-0-5, R.Nelson 5-0-5, G.Iloka 4-0-4, P.Sims 2-2-4, D.Kirkpatrick 3-0-3, G.Atkins 2-0-2, C.Dunlap 2-0-2, E.Lamur 2-0-2, D.Peko 2-0-2, C.Carter 1-0-1, W.Gilberry 1-0-1, A.Hawk 1-0-1, M.Johnson 1-0-1, S.Williams 1-0-1. SKS.-YDS.: M.Johnson 1-12, G.Atkins 1-8, W.Gilberry 1-2. INT.-YDS.: R.Nelson 2-51, S.Williams 1-0. PD: L.Hall 2, R.Nelson 2, G.Iloka 1, A.Jones 1, V.Rey 1, S.Williams 1. FF: None. FR-YDS.: None.									

Pittsburgh (press box stats) — ST-AT-TT: A.Blake 8-0-8, R.Shazier 6-2-8, R.Golden 4-1-5, M.Mitchell 3-2-5, R.Cockrell 4-0-4, L.Timmons 2-2-4, W.Gay 2-1-3, A.Moats 2-1-3, C.Heyward 1-2-3, D.McCullers 2-0-2, S.McLendon 2-0-2, J.Jones 0-2-2, B.Dupree 1-0-1, J.Harrison 1-0-1, S.Thomas 1-0-1. SKS.-YDS.: S.McLendon 1-9, B.Dupree 1-0, J.Jones 0-5-2, R.Shazier 0-5-2. INT.-YDS.: A.Blake 1-42, M.Mitchell 1-7. PD: M.Mitchell 2, A.Blake 1, R.Cockrell 1, J.Harrison 1, C.Heyward 1, L.Timmons 1. FF: None. FR-YDS.: None.

## WEEK 9, GAME 8

Cincinnati Bengals 31, Cleveland Browns 10  
Thursday night, Nov. 5, 2015 at Paul Brown Stadium

After a less-than-stellar first half, which saw them leading only 14-10 and outgained 181-124, the Bengals rolled over visiting Cleveland. They won the second half 17-0 on the scoreboard, 247-32 in yards and 13-2 in first downs. QB Andy Dalton posted a season-high 139.8 passer rating, including three TD passes to TE Tyler Eifert and no INTs. Dalton also had his best completion percentage of the season, 77.8 on 21-of-27. Eifert raised his TD total to a team-leading nine. A key event early in the third quarter, with Cincinnati still leading by only four, was a Bengals challenge of a third-down rush by Cleveland QB Johnny Manziel that was ruled a first down. The first down was reversed after official review, the Browns punted, and the momentum switched back to Cincinnati. DE Carlos Dunlap had two sacks for Cincinnati, raising his total to 8.5 at the season's halfway mark. The Bengals went to a 45-39 lead in the Battle of Ohio series, tying the largest lead margin (six games) in series history. As the Bengals improved to 8-0, Cleveland fell to 2-7.

SCORE BY PERIODS	1	2	3	4	OT	PTS.
Cleveland.....	3	7	0	0	—	10
Cincinnati.....	7	7	3	14	—	31

TEAM — SCORING PLAY	QTR.-LEFT
Cin. — T.Eifert 9 pass from A.Dalton (M.Nugent kick) .....	1-7:08
Cle. — T.Coons 27 field goal.....	1-0:06
Cin. — T.Eifert 2 pass from A.Dalton (M.Nugent kick).....	2-4:34
Cle. — D.Johnson 12 pass from J.Manziel (T.Coons kick) .....	2-0:19
Cin. — M.Nugent 28 field goal.....	3-4:05
Cin. — M.Sanu 25 run (M.Nugent kick).....	4-13:26
Cin. — T.Eifert 19 pass from A.Dalton (M.Nugent kick) .....	4-7:43

Missed FGs: None. Attendance: 65,816. Time: 2:51.

TEAM STATISTICS	CLE.	CIN.
First downs.....	13	23
Third down conversions-attempts.....	4-13	8-14
Total net yards.....	213	371
Net yards rushing.....	69	152
Net yards passing.....	144	219
Pass attempts-completions-interceptions.....	33-15-0	27-21-0
Sacks against-yards lost.....	3-24	2-15
Punts-average.....	6-45.7	3-26.3
Punt returns-yards.....	1-0	3-9
Kickoff returns-yards.....	2-42	1-13
Penalties-yards.....	4-28	2-20
Fumbles-lost.....	0-0	0-0
Time of possession.....	23:57	36:03

RUSHING									
CLE.	ATT	YDS	LG	TD	CIN.	ATT	YDS	LG	TD
I.Crowell	10	38	13	0	G.Bernard	13	72	13	0
J.Manziel	4	31	11	0	J.Hill	15	52	13	0
D.Johnson	3	0	5	0	M.Sanu	1	25	25t	1
					A.Dalton	6	5	6	0
					A.McCarron	2	-2	-2	0
TOTALS	17	69	13	0	TOTALS	37	152	25t	1

PASSING									
CLE.	ATT	CMP	YDS	TD-I	CIN.	ATT	CMP	YDS	TD-I
J.Manziel	33	15	168	1-0	A.Dalton	27	21	234	3-0
TOTALS	33	15	168	1-0	TOTALS	27	21	234	3-0

RECEIVING									
CLE.	NO	YDS	LG	TD	CIN.	NO	YDS	LG	TD
D.Bowe	3	31	16	0	M.Jones	5	78	29	0
I.Crowell	3	26	15	0	T.Eifert	5	53	19t	3
T.Benjamin	3	22	9	0	A.Green	4	53	18	0
D.Johnson	2	38	26	1	M.Sanu	3	25	9	0
G.Barnidge	2	35	25	0	G.Bernard	1	14	14	0
J.Dray	1	13	13	0	R.Burkhead	1	7	7	0
T.Gabriel	1	3	3	0	B.Tate	1	4	4	0
					J.Hill	1	0	0	0
TOTALS	15	168	26	1	TOTALS	21	234	29	3

DEFENSE									
Cleveland (press box stats) — ST-AT-TT: K.Dansby 8-3-11, T.Williams 6-1-7, I.Campbell 4-1-5, A.Bryant 3-1-4, T.Gipson 3-1-4, K.Williams 3-1-4, P.Desir 2-2-4, J.Hughes 3-0-3, N.Orchard 2-1-3, C.Robertson 1-2-3, D.Bryant 2-0-2, R.Kruger 2-0-2, D.Shelton 2-0-2, J.Gilbert 1-0-1, J.Meder 1-0-1, B.Mingo 1-0-1, R.Starks 1-0-1, D.Saunders 0-1-1. SKS.-YDS.: P.Kruger 1-8, D.Bryant 1-7. INT.-YDS.: None. PD: J.Gilbert 1, C.Robertson 1. FF: None. FR-YDS.: None.									

Cincinnati (press box stats) — ST-AT-TT: V.Rey 5-0-5, C.Dunlap 4-0-4, G.Iloka 4-0-4, D.Kirkpatrick 4-0-4, G.Atkins 3-1-4, V.Burfict 2-1-3, L.Hall 2-0-2, R.Nelson 2-0-2, D.Peko 1-1-2, D.Dennard 1-0-1, M.Johnson 1-0-1, A.Jones 1-0-1, E.Lamur 1-0-1, B.Thompson 1-0-1, W.Gilberry 0-1-1. SKS.-YDS.: C.Dunlap 2-16, G.Atkins 1-8. INT.-YDS.: None. PD: A.Jones 2, D.Kirkpatrick 1, L.Hall 1, V.Rey 1. FF: None. FR-YDS.: None.



## WEEK 10, GAME 9

Houston Texans 10, Cincinnati Bengals 6  
Monday night, Nov. 16, 2015 at Paul Brown Stadium

The Bengals tasted defeat for the first time of the season, managing only 256 yards and two FGs against a Houston team that came in much in the thick of the AFC South race despite a 3-5 record. The Bengals held leads of 3-0 and 6-3, but Houston got the game-deciding score on a 22-yard TD pass from backup QB T.J. Yates to WR DeAndre Hopkins early in the fourth quarter. Yates was a third-quarter injury replacement for starting Houston QB Brian Hoyer, who was sidelined by a concussion. The Bengals mounted a threat to re-take the lead as time was running out, but after QB Andy Dalton completed a 10-yard pass to A.J. Green to the Houston 23-yard line, Green was stripped of the ball and the Texans recovered with 0:40 left to play. The Bengals' defense allowed only 256 yards, its lowest total of the season at the time. The Bengals fell to 8-1 and saw their AFC North lead to Pittsburgh slip by one game to two-and-a-half games, with a leg up on the head-to-head tiebreaker by virtue of a Game 7 victory over the Steelers. The Texans improved to 4-5.

SCORE BY PERIODS	1	2	3	4	OT	PTS.
Houston.....	0	3	0	7	—	10
Cincinnati.....	3	3	0	0	—	6

TEAM — SCORING PLAY	QTR.-LEFT
Cin. — M.Nugent 42 field goal.....	1-1:28
Hou. — N.Novak 22 field goal.....	2-12:16
Cin. — M.Nugent 39 field goal.....	2-5:26
Hou. — D.Hopkins 22 pass from T.Yates (N.Novak kick).....	4-14:20

Missed FGs: None. Attendance: 61,381. Time: 2:57.

TEAM STATISTICS	HOU.	CIN.
First downs.....	16	16
Third down conversions-attempts.....	5-15	4-14
Total net yards.....	256	256
Net yards rushing.....	82	74
Net yards passing.....	174	182
Pass attempts-completions-interceptions.....	33-17-1	38-22-1
Sacks against-yards lost.....	3-18	4-15
Punts-average.....	8-46.8	7-41.1
Punt returns-yards.....	1-10	5-43
Kickoff returns-yards.....	3-64	3-51
Penalties-yards.....	5-54	9-70
Fumbles-lost.....	0-0	2-1
Time of possession.....	28:34	31:26

RUSHING									
HOU.	ATT	YDS	LG	TD	CIN.	ATT	YDS	LG	TD
J.Grimes	6	33	14	0	G.Bernard	8	36	9	0
A.Blue	12	22	5	0	A.Dalton	4	31	11	0
B.Hoyer	1	15	15	0	J.Hill	7	15	6	0
C.Polk	4	14	13	0	M.Jones	1	-8	-8	0
T.Yates	2	-2	-1	0					
TOTALS	25	82	15	0	TOTALS	20	74	11	0

PASSING									
HOU.	ATT	CMP	YDS	TD-I	CIN.	ATT	CMP	YDS	TD-I
B.Hoyer	22	12	123	0-1	A.Dalton	38	22	197	0-1
T.Yates	11	5	69	1-0					
TOTALS	33	17	192	1-1	TOTALS	38	22	197	0-1

RECEIVING									
HOU.	NO	YDS	LG	TD	CIN.	NO	YDS	LG	TD
D.Hopkins	5	57	22t	1	A.Green	5	67	26	0
R.Griffin	3	36	15	0	G.Bernard	5	43	15	0
C.Shorts	3	16	13	0	M.Jones	4	44	16	0
N.Washington	2	32	19	0	T.Elbert	3	26	14	0
C.Fiedorowicz	2	30	25	0	J.Hill	3	5	5	0
J.Grimes	1	12	12	0	R.Hewitt	1	7	7	0
A.Blue	1	9	9	0	M.Sanu	1	5	5	0
TOTALS	17	192	25	1	TOTALS	22	197	26	0

DEFENSE									
Houston (press box stats) — ST-AT-TT: B.McKinney 6-3-9, B.Cushing 5-2-7, C.James 4-2-6, Q.Demps 2-4-6, W.Mercilus 4-1-5, J.Joseph 4-0-4, J.Simon 3-0-3, K.Johnson 2-1-3, E.Pleasant 1-2-3, C.Covington 2-0-2, J.Watt 2-0-2, J.Crick 0-2-2, B.Dunn 1-0-1, A.Hal 1-0-1, V.Wilfork 0-1-1. SKS.-YDS.: J.Watt 1-8, C.Covington 1-6, W.Mercilus 1-1, J.Simon 1-0. INT.-YDS.: J.Joseph 1-2. PD: J.Joseph 2, K.Johnson 2, A.Hal 1, E.Pleasant 1. FF: Q.Demps 1. FR-YDS.: Q.Demps 1-0.									

Cincinnati (press box stats) — ST-AT-TT: G.Iloka 3-5-8, V.Burfict 2-5-7, R.Nelson 2-4-6, P.Sims 1-5-6, A.Jones 4-1-5, V.Rey 2-2-4, D.Kirkpatrick 2-1-3, G.Atkins 1-2-3, E.Lamur 1-2-3, D.Peko 1-2-3, M.Johnson 0-3-3, L.Hall 1-1-2, A.Hawk 1-1-2, R.Mauluga 1-1-2, W.Clarke 1-0-1, W.Gilberry 1-0-1, D.Dennard 0-1-1. SKS.-YDS.: V.Rey 1-8, A.Hawk 1-8, D.Peko 1-2. INT.-YDS.: R.Nelson 1-0. PD: D.Kirkpatrick 3, R.Nelson 2, L.Hall 1, M.Johnson 1, E.Lamur 1. FF: None. FR-YDS.: None.

## WEEK 11, GAME 10

Arizona Cardinals 34, Cincinnati Bengals 31  
Sunday night, Nov. 22, 2015 at University of Phoenix Stadium

In an interconference matchup of division leaders, the Bengals trailed 28-14 after three quarters, rallied to tie at 31-31 with just over a minute to play, and then fell as Arizona drove 70 yards in the final minute to win with :02 remaining on K Chandler Catanzaro's 32-yard FG. Bengals QB Andy Dalton passed for 140 yards in the fourth quarter, leading TD drives of 80 and 50 yards, but Cincinnati's drive for a third TD stalled when WR A.J. Green was unable to stay in bounds while catching a Dalton pass beyond the goal line on a third-and-two play from the Arizona 25. The Bengals followed with a 43-yard FG by K Mike Nugent to tie the score at 31. Bengals CB Leon Hall and S Reggie Nelson each had first-half INTs against Cardinals QB Carson Palmer, the former Cincinnati first-round draft choice, and Palmer finished the quarter with a passer rating of only 14.2. But Palmer rallied to throw four TD passes and finished the game with a rating of 111.2. The result left both teams with 8-2 records, and Cincinnati's lead over idle Pittsburgh in the AFC North Division fell to two games.

SCORE BY PERIODS	1	2	3	4	OT	PTS.
Cincinnati.....	7	7	0	17	—	31
Arizona.....	0	7	21	6	—	34

TEAM — SCORING PLAY	QTR.-LEFT
Cin. — T.Elbert 3 pass from A.Dalton (M.Nugent kick).....	1-0:22
Ariz. — D.Fells 18 pass from C.Palmer (C.Catanzaro kick).....	2-9:44
Cin. — J.Hill 2 run (M.Nugent kick).....	2-1:07
Ariz. — J.Nelson 64 pass from C.Palmer (C.Catanzaro kick).....	3-11:21
Ariz. — Jo.Brown 18 pass from C.Palmer (C.Catanzaro kick).....	3-5:32
Ariz. — D.Johnson 16 pass from C.Palmer (C.Catanzaro kick).....	3-1:26
Cin. — J.Hill 1 run (M.Nugent kick).....	4-11:26
Ariz. — C.Catanzaro 24 field goal.....	4-6:27
Cin. — T.Elbert 10 pass from A.Dalton (M.Nugent kick).....	4-3:44
Cin. — M.Nugent 43 kick.....	4-1:03
Ariz. — C.Catanzaro 32 field goal.....	4-0:02

Missed FGs: None. Attendance: 64,745. Time: 3:18.

TEAM STATISTICS	CIN.	ARIZ.
First downs.....	24	21
Third down conversions-attempts.....	5-13	5-11
Total net yards.....	377	383
Net yards rushing.....	99	82
Net yards passing.....	278	301
Pass attempts-completions-interceptions.....	39-22-0	31-20-2
Sacks against-yards lost.....	4-37	2-16
Punts-average.....	5-48.6	4-46.3
Punt returns-yards.....	2-5	3-23
Kickoff returns-yards.....	2-60	3-82
Penalties-yards.....	10-108	7-40
Fumbles-lost.....	4-1	2-0
Time of possession.....	31:15	28:45

RUSHING									
CIN.	ATT	YDS	LG	TD	ARIZ.	ATT	YDS	LG	TD
J.Hill	13	45	9	2	C.Johnson	18	63	9	0
A.Dalton	8	34	12	0	D.Johnson	2	9	9	0
G.Bernard	6	18	10	0	Jo.Brown	2	9	6	0
M.Sanu	1	2	2	0	A.Ellington	2	2	2	0
					C.Palmer	1	-1	-1	0
TOTALS	28	99	12	2	TOTALS	25	82	9	0

PASSING									
CIN.	ATT	CMP	YDS	TD-I	ARIZ.	ATT	CMP	YDS	TD-I
A.Dalton	39	22	315	2-0	C.Palmer	31	20	317	4-2
TOTALS	39	22	315	2-0	TOTALS	31	20	317	4-2

RECEIVING									
CIN.	NO	YDS	LG	TD	ARIZ.	NO	YDS	LG	TD
G.Bernard	8	128	41	0	L.Fitzgerald	8	90	20	0
A.Green	4	79	42	0	J.Nelson	4	142	64t	1
M.Jones	4	60	22	0	Jo.Brown	3	43	18t	1
T.Elbert	3	22	10t	2	D.Johnson	2	17	16t	1
M.Sanu	2	19	10	0	D.Fells	1	18	18t	1
R.Burkhead	1	7	7	0	A.Ellington	1	5	5	0
					C.Johnson	1	2	2	0
TOTALS	22	315	42	2	TOTALS	20	317	64t	4

DEFENSE									
---------	--	--	--	--	--	--	--	--	--

Cincinnati (press box stats) — ST-AT-TT: V.Burfict 7-1-8, M.Johnson 6-0-6, L.Hall 4-2-6, G.Atkins 4-0-4, G.Iloka 4-0-4, R.Nelson 3-0-3, D.Dennard 2-0-2, W.Gilberry 2-0-2, A.Hawk 2-0-2, D.Kirkpatrick 2-0-2, E.Lamur 2-0-2, V.Rey 2-0-2, R.Mauluga 1-1-2, C.Dunlap 1-0-1, J.Shaw 1-0-1. SKS.-YDS.: G.Atkins 1-10, M.Johnson 1-6. INT.-YDS.: R.Nelson 1-23, L.Hall 1-0. PD: W.Gilberry 1, L.Hall 1, E.Lamur 1, R.Nelson 1, V.Rey 1. FF: M.Johnson 1, E.Lamur 1. FR-YDS.: None.

Arizona (press box stats) — ST-AT-TT: K.Minter 7-3-10, D.Bucannon 8-0-8, F.Rucker 4-2-6, R.Johnson 5-0-5, T.Mathieu 5-0-5, A.Okafor 3-1-4, M.Golden 3-0-3, C.Campbell 1-2-3, P.Peterson 2-0-2, J.Powers 2-0-2, J.Bethel 1-0-1, D.Freeney 1-0-1, R.Gunter 1-0-1. SKS.-YDS.: D.Bucannon 1-11, R.Gunter 1-10, D.Freeney 1-9, M.Golden 1-7. INT.-YDS.: None. PD: J.Powers 2, J.Bethel 1, P.Peterson 1. FF: M.Golden 1. FR-YDS.: D.Bucannon 1-0.

## WEEK 12, GAME 11

Cincinnati Bengals 31, St. Louis Rams 7  
Sunday, Nov. 29, 2015 at Paul Brown Stadium

The Bengals posted their most lopsided win of the season to date, rolling to their 31-7 final edge through three quarters. The Rams led 131-51 in net yards gained in the scoreless final period, but the Bengals led 325-214 over the first three quarters. QB Andy Dalton posted his personal-high seventh passer rating on the season, at 121.4, completing 20-of-27 for 233 yards with three TDs and one INT. HB Jeremy Hill led the team in rushing yards (86) and yards from scrimmage (100). The Rams showed signs of life in the second quarter, mounting an 80-yard TD drive to trail only 10-7, but the Bengals came right back with an 80-yard drive for a 17-7 lead, on Dalton's 22-yard TD pass to TE Tyler Eifert. The Cincinnati defense tied its season high for INTs (three), as CB Leon Hall, S Reggie Nelson and S George Iloka each had picks. Rams QBs were held to a combined 55.5 passer rating. The Bengals improved to 9-2 and opened a three-game lead over second-place Pittsburgh in the AFC North Division. St. Louis fell to 4-7.

SCORE BY PERIODS	1	2	3	4	OT	PTS.
St. Louis .....	0	7	0	0	—	7
Cincinnati .....	7	10	14	0	—	31

TEAM — SCORING PLAY	QTR.-LEFT
Cin. — A.Green 10 pass from A.Dalton (M.Nugent kick) .....	1-9:18
Cin. — M.Nugent 21 field goal .....	2-10:10
StL. — T.Austin 5 run (Z.Hocker kick) .....	2-8:29
Cin. — T.Eifert 22 pass from A.Dalton (M.Nugent kick) .....	2-3:27
Cin. — A.Green 18 pass from A.Dalton (M.Nugent kick) .....	3-7:01
Cin. — L.Hall 19 interception return (M.Nugent kick) .....	3-5:20

Missed FGs: None. Attendance: 61,022. Time: 2:51.

TEAM STATISTICS	STL.	CIN.
First downs .....	19	19
Third down conversions-attempts .....	6-15	3-10
Total net yards .....	345	376
Net yards rushing .....	94	140
Net yards passing .....	251	236
Pass attempts-completions-interceptions .....	53-36-3	28-21-1
Sacks against-yards lost .....	1-8	0-0
Punts-average .....	5-45.0	4-48.3
Punt returns-yards .....	3-22	2-16
Kickoff returns-yards .....	2-46	0-0
Penalties-yards .....	7-45	3-35
Fumbles-lost .....	0-0	1-0
Time of possession .....	29:53	30:07

RUSHING	STL.	ATT	YDS	LG	TD	CIN.	ATT	YDS	LG	TD
T.Austin .....	4	63	60	1		J.Hill .....	16	86	15	0
T.Gurley .....	9	19	8	0		M.Jones .....	1	30	30	0
B.Cunningham .....	2	12	8	0		G.Bernard .....	10	16	3	0
N.Foles .....	1	2	2	0		A.Dalton .....	2	4	5	0
T.Mason .....	1	-2	-2	0		R.Burkhead .....	2	4	2	0
TOTALS .....	17	94	60	1		TOTALS .....	31	140	30	0

PASSING	STL.	ATT	CMP	YDS	TD-I	CIN.	ATT	CMP	YDS	TD-I
N.Foles .....	46	30	228	0-3		A.Dalton .....	27	20	233	3-1
S.Mannion .....	7	6	31	0-0		A.McCarron .....	1	1	3	0-0
TOTALS .....	53	36	259	0-3		TOTALS .....	28	21	236	3-1

RECEIVING	STL.	NO	YDS	LG	TD	CIN.	NO	YDS	LG	TD
T.Mason .....	7	37	11	0		A.Green .....	6	61	18t	2
K.Britt .....	6	63	18	0		T.Eifert .....	3	40	22t	1
T.Austin .....	6	33	12	0		M.Jones .....	3	25	12	0
J.Cook .....	4	58	25	0		G.Bernard .....	2	51	45	0
L.Kendricks .....	3	17	11	0		R.Hewitt .....	2	29	21	0
B.Marquez .....	3	13	7	0		R.Burkhead .....	2	4	3	0
W.Welker .....	2	12	6	0		J.Hill .....	1	14	14	0
B.Quick .....	2	8	5	0		M.Sanu .....	1	8	8	0
T.Gurley .....	1	11	11	0		T.Kroft .....	1	4	4	0
B.Cunningham .....	1	5	5	0						
C.Harkey .....	1	2	2	0						
TOTALS .....	36	259	25	0		TOTALS .....	21	236	45	3

## DEFENSE

St. Louis (press box stats) — ST-AT-TT: M.Barron 7-3-10, J.Laurinaitis 6-3-9, A.Ayers 5-3-8, M.Roberson 4-2-6, T.McDonald 3-2-5, R.McLeod 2-3-5, C.Long 2-2-4, J.Jenkins 3-0-3, W.Hayes 1-2-3, A.Donald 0-3-3, N.Fairley 1-1-2, M.Longacre 1-1-2, M.Brockers 0-2-2, E.Sims 0-1-1. SKS.-YDS.: None. INT.-YDS.: J.Jenkins 1-0. PD: D.Bates 1, J.Jenkins 1, R.McLeod 1, E.Sims 1. FF: M.Roberson 1. FR-YDS.: None.

Cincinnati (press box stats) — ST-AT-TT: D.Kirkpatrick 9-1-10, V.Burfict 6-1-7, L.Hall 4-2-6, V.Rey 3-3-6, A.Jones 4-0-4, G.Iloka 3-1-4, C.Dunlap 1-3-4, G.Atkins 3-0-3, D.Peko 2-1-3, W.Gilberry 0-3-3, E.Lamur 2-0-2, R.Nelson 2-0-2, J.Shaw 2-0-2, R.Maulaluga 1-1-2, S.Williams 1-0-1, A.Hawk 0-1-1, B.Thompson 0-1-1. SKS.-YDS.: G.Atkins 1-8. INT.-YDS.: L.Hall 1-19, R.Nelson 1-10, G.Iloka 1-0. PD: D.Kirkpatrick 3, L.Hall 2, G.Iloka 2, R.Nelson 1, J.Shaw 1. FF: None. FR-YDS.: None.

## WEEK 13, GAME 12

Cincinnati Bengals 37, Cleveland Browns 3  
Sunday, Dec. 6, 2015 at FirstEnergy Stadium

The Bengals posted their largest winning margin in the 85-game history of the "Battle of Ohio" series, their 34-point edge topping the 32 registered in a 48-16 win at Riverfront Stadium in 1978. They tied the largest winning margin by either side, equaling Cleveland's edge in a 34-0 win at Riverfront in 1987, when replacement players were used during a players' strike. Cincinnati also posted the largest lead in games in series history, moving seven games ahead at 46-39. The outcome was not long in doubt as the Bengals rose to a 10-2 record on the season while dropping the Browns to 2-10. Bengals QB Andy Dalton posted a career-best passer rating (146.8), with TD passes of 23 yards to WR A.J. Green and 21 yards to WR Marvin Jones, with no INTs. Green had five catches for 128 yards, and HB Jeremy Hill rushed for 98 yards on 22 carries. The defense did not allow the Browns a snap inside the Cincinnati red-zone all day.

SCORE BY PERIODS	1	2	3	4	OT	PTS.
Cincinnati .....	7	13	14	3	—	37
Cleveland .....	0	3	0	0	—	3

TEAM — SCORING PLAY	QTR.-LEFT
Cin. — A.Dalton 3 run (M.Nugent kick) .....	1-3:45
Cin. — A.Green 23 pass from A.Dalton (M.Nugent kick) .....	2-13:40
Cin. — M.Nugent 44 field goal .....	2-6:24
Cin. — M.Nugent 40 field goal .....	2-3:20
Cle. — T.Coons 47 field goal .....	2-0:00
Cin. — J.Hill 1 run (M.Nugent kick) .....	3-7:42
Cin. — M.Jones 21 pass from A.Dalton (M.Nugent kick) .....	3-0:42
Cin. — M.Nugent 20 field goal .....	4-5:45

Missed FGs: T.Coons (47B). Attendance: 64,775. Time: 2:58.

TEAM STATISTICS	CIN.	CLE.
First downs .....	20	18
Third down conversions-attempts .....	5-12	6-13
Total net yards .....	377	273
Net yards rushing .....	144	68
Net yards passing .....	233	205
Pass attempts-completions-interceptions .....	22-16-0	38-25-1
Sacks against-yards lost .....	1-6	3-25
Punts-average .....	1-27.0	3-39.7
Punt returns-yards .....	2-18	0-0
Kickoff returns-yards .....	1-20	5-112
Penalties-yards .....	5-55	7-84
Fumbles-lost .....	0-0	1-1
Time of possession .....	30:58	29:02

RUSHING	CIN.	ATT	YDS	LG	TD	CLE.	ATT	YDS	LG	TD
J.Hill .....	22	98	17	1		I.Crowell .....	11	62	23	0
G.Bernard .....	5	26	9	0		A.Davis .....	3	4	8	0
A.Dalton .....	4	11	4	1		D.Johnson .....	5	2	5	0
M.Sanu .....	1	7	7	0						
R.Burkhead .....	1	2	2	0						
TOTALS .....	33	144	17	2		TOTALS .....	19	68	23	0

PASSING	CIN.	ATT	CMP	YDS	TD-I	CLE.	ATT	CMP	YDS	TD-I
A.Dalton .....	19	14	220	2-0		A.Davis .....	38	25	230	0-1
A.McCarron .....	3	2	19	0-0						
TOTALS .....	22	16	239	2-0		TOTALS .....	38	25	230	0-1

RECEIVING	CIN.	NO	YDS	LG	TD	CLE.	NO	YDS	LG	TD
A.Green .....	5	128	57	1		B.Hartline .....	8	83	18	0
M.Jones .....	5	55	21t	1		G.Barnidge .....	5	59	24	0
T.Kroft .....	1	17	17	0		D.Jennings .....	5	35	16	0
M.Alford .....	1	15	15	0		D.Johnson .....	4	30	10	0
G.Bernard .....	1	9	9	0		M.Moore .....	1	14	14	0
R.Hewitt .....	1	7	7	0		E.Bibbs .....	1	7	7	0
R.Burkhead .....	1	4	4	0		I.Crowell .....	1	2	2	0
C.Uzomah .....	1	4	4	0						
TOTALS .....	16	239	57	2		TOTALS .....	25	230	24	0

## DEFENSE

Cincinnati (press box stats) — ST-AT-TT: V.Burfict 6-2-8, R.Nelson 5-0-5, V.Rey 4-0-4, J.Shaw 4-0-4, C.Dunlap 3-0-3, A.Jones 3-0-3, D.Kirkpatrick 3-0-3, R.Maulaluga 3-0-3, T.Hill 2-1-3, A.Hawk 2-0-2, M.Johnson 2-0-2, D.Peko 2-0-2, P.Dawson 1-1-2, C.Carter 1-0-1, W.Gilberry 1-0-1, M.Hunt 1-0-1, E.Lamur 1-0-1, P.Sims 0-1-1, S.Williams 0-1-1. SKS.-YDS.: M.Johnson 1-10, D.Peko 1-10, C.Dunlap 1-5. INT.-YDS.: R.Nelson 1-31. PD: D.Kirkpatrick 1, R.Nelson 1, S.Williams 1. FF: C.Dunlap 1. FR-YDS.: R.Maulaluga 1-0.

Cleveland (press box stats) — ST-AT-TT: C.Robertson 5-2-7, T.Gipson 4-2-6, D.Whitner 5-0-5, K.Dansby 2-3-5, C.Kirksey 3-1-4, J.Meder 2-2-4, D.Shelton 2-2-4, T.Williams 3-0-3, A.Bryant 2-0-2, X.Cooper 2-0-2, N.Orchard 2-0-2, R.Starks 1-1-2, D.Bryant 1-0-1, P.Desir 1-0-1, C.Gaines 1-0-1, P.Kruger 1-0-1, B.Mingo 1-0-1, J.Poyer 1-0-1, J.Hughes 0-1-1. SKS.-YDS.: P.Kruger 1-6. INT.-YDS.: None. PD: N.Orchard 1. FF: None. FR-YDS.: None.

## WEEK 14, GAME 13

Pittsburgh Steelers 33, Cincinnati Bengals 20  
Sunday, Dec. 13, 2015 at Paul Brown Stadium

The Bengals missed a chance to clinch the AFC North in a game that saw QB Andy Dalton leave after one quarter with a fractured thumb on his throwing hand. First-year QB AJ McCarron relieved Dalton, seeing his first significant NFL action. McCarron posted a respectable 90.6 passer rating with two TD passes, but he also had two INTs, including a pick-six. Pittsburgh was plus-two in turnovers, converted eight-of-14 third downs, and had an edge of more than 10 minutes in possession time. Dalton suffered the fractured thumb on the Bengals' first drive, which reached the Steelers' four. He threw an INT on second-and-goal, and suffered the injury making the tackle. WR A.J. Green had 132 receiving yards for Cincinnati, and S Reggie Nelson tied a Bengals record by intercepting a pass for a fifth consecutive game. The Bengals fell to 10-3 and the Steelers improved to 8-5.

SCORE BY PERIODS	1	2	3	4	OT	PTS.
Pittsburgh .....	7	9	7	10	—	33
Cincinnati .....	0	7	3	10	—	20

TEAM — SCORING PLAY	QTR-LEFT
Pitt. — D.Williams 1 run (C.Boswell kick) .....	1-9:23
Pitt. — C.Boswell 42 field goal .....	2-12:33
Pitt. — C.Boswell 47 field goal .....	2-7:00
Cin. — A.Green 66 pass from A.McCarron (M.Nugent kick) .....	2-6:23
Pitt. — C.Boswell 45 field goal .....	2-0:22
Pitt. — W.Gay 23 interception return (C.Boswell kick) .....	3-14:10
Cin. — M.Nugent 46 field goal .....	3-10:10
Pitt. — C.Boswell 31 field goal .....	4-14:56
Cin. — M.Nugent 27 field goal .....	4-10:06
Pitt. — D.Williams 1 run (C.Boswell kick) .....	4-3:49
Cin. — R.Burkhead 5 pass from A.McCarron (M.Nugent kick) .....	4-1:03

Missed FGs: M.Nugent (54SH). Attendance: 65,564. Time: 3:10.

TEAM STATISTICS	PITT.	CIN.
First downs .....	22	22
Third down conversions-attempts .....	8-14	3-8
Total net yards .....	354	385
Net yards rushing .....	84	64
Net yards passing .....	270	321
Pass attempts-completions-interceptions .....	39-30-1	37-25-1
Sacks against-yards lost .....	2-12	3-18
Punts-average .....	2-49.0	2-48.0
Punt returns-yards .....	2-3	0-0
Kickoff returns-yards .....	1-17	3-68
Penalties-yards .....	5-82	4-27
Fumbles-lost .....	0-0	0-0
Time of possession .....	35:47	24:13

## RUSHING

PITT.	ATT	YDS	LG	TD	CIN.	ATT	YDS	LG	TD
D.Williams	23	76	15	2	G.Bernard	6	40	18	0
B.Roethlisberger	1	6	6	0	J.Hill	7	16	12	0
H.Miller	1	2	2	0	A.McCarron	3	8	5	0
M.Bryant	1	1	1	0					
L.Jones	2	-1	0	0					
TOTALS	28	84	15	2	TOTALS	16	64	18	0

## PASSING

PITT.	ATT	CMP	YDS	TD-I	CIN.	ATT	CMP	YDS	TD-I
B.Roethlisberger	39	30	282	0-1	A.McCarron	32	22	280	2-2
					A.Dalton	5	3	59	0-1
TOTALS	39	30	282	0-1	TOTALS	37	25	339	2-3

## RECEIVING

PITT.	NO	YDS	LG	TD	CIN.	NO	YDS	LG	TD
H.Miller	10	66	13	0	A.Green	6	132	66t	1
A.Brown	7	87	26	0	M.Jones	6	61	23	0
M.Bryant	7	49	18	0	G.Bernard	3	27	11	0
M.Wheaton	4	65	31	0	T.Eifert	2	42	24	0
D.Williams	2	15	9	0	T.Kroft	2	31	22	0
					M.Sanu	2	24	23	0
					J.Hill	2	8	5	0
					R.Hewitt	1	9	9	0
					R.Burkhead	1	5	5t	1
TOTALS	30	282	31	0	TOTALS	25	339	66t	2

## DEFENSE

Pittsburgh (press box stats) — ST-AT-TT: L.Timmons 4-4-8, R.Shazier 3-4-7, W.Allen 5-0-5, A.Blake 5-0-5, M.Mitchell 1-4-5, B.Boykin 3-1-4, V.Williams 2-1-3, C.Heyward 2-0-2, R.Cockrell 1-1-2, W.Gay 1-1-2, R.Golden 1-1-2, D.McCullers 1-1-2, S.Tuitt 1-1-2, J.Harrison 1-0-1, B.Dupree 0-1-1. SKS.-YDS.: W.Allen 1-8, C.Heyward 1-4, D.McCullers 0.5-3, V.Williams 0.5-3. INT.-YDS.: R.Golden 1-27, W.Gay 1-23, S.Tuitt 1-3. PD: W.Gay 1, R.Golden 1, C.Heyward 1, R.Shazier 1, S.Tuitt 1. FF: None. FR-YDS.: None.

Cincinnati (press box stats) — ST-AT-TT: V.Burfict 11-0-11, D.Kirkpatrick 6-1-7, L.Hall 5-2-7, R.Maulaluga 5-2-7, J.Shaw 5-2-7, V.Rey 3-2-5, C.Dunlap 2-2-4, M.Johnson 2-1-3, R.Nelson 2-1-3, E.Lamur 2-0-2, D.Peko 1-1-2, G.Atkins 1-0-1, W.Gilberry 1-0-1, G.Iloka 1-0-1, S.Williams 1-0-1. SKS.-YDS.: C.Dunlap 1-7, M.Johnson 1-5. INT.-YDS.: R.Nelson 1-0. PD: D.Kirkpatrick 2, R.Nelson 1, S.Williams 1. FF: None. FR-YDS.: None.

## WEEK 15, GAME 14

Cincinnati Bengals 24, San Francisco 49ers 14  
Sunday, Dec. 20, 2015 at Levi's Stadium

Locked in a scoreless tie for much of the first half, the Bengals scored three TDs in the last 5:16 of the second quarter for a 21-0 lead and held on from there to subdue the 49ers. The win clinched a fifth consecutive playoff berth for Cincinnati. DE Carlos Dunlap started the onslaught by forcing a fumble from WR Anquan Boldin and returning 21 yards to the San Francisco 11-yard line. Cincinnati scored in five plays, on a one-yard rush by HB Jeremy Hill, for a 7-0 lead. Hill got another one-yard TD at the 1:17 mark, on a drive set up by a short San Francisco punt, and Cincinnati went up 21-0 at halftime when QB AJ McCarron passed 20 yards to TE Tyler Kroft with 0:53 to play. The McCarron-Kroft connection was a one-play drive, set up when LB Vontaze Burfict intercepted a bobbled 49ers pass at the San Francisco 36, returning it 16 yards to the 20. McCarron won his first pro start, subbing for Andy Dalton, who was out due to a thumb fracture suffered the previous week vs. Pittsburgh. The Bengals improved to 11-3, while the 49ers fell to 4-10.

SCORE BY PERIODS	1	2	3	4	OT	PTS.
Cincinnati .....	0	21	3	0	—	24
San Francisco .....	0	0	7	7	—	14

TEAM — SCORING PLAY	QTR-LEFT
Cin. — J.Hill 1 run (M.Nugent kick) .....	2-5:16
Cin. — J.Hill 1 run (M.Nugent kick) .....	2-1:17
Cin. — T.Kroft 20 pass from A.McCarron (M.Nugent kick) .....	2-0:53
Cin. — M.Nugent 22 field goal .....	3-8:40
S.F. — B.Miller 1 run (P.Dawson kick) .....	3-3:14
S.F. — A.Boldin 15 pass from B.Gabbert (P.Dawson kick) .....	4-2:17

Missed FGs: P.Dawson (41B). Attendance: 70,799. Time: 3:17.

TEAM STATISTICS	CIN.	S.F.
First downs .....	14	17
Third down conversions-attempts .....	4-14	2-14
Total net yards .....	242	318
Net yards rushing .....	68	55
Net yards passing .....	174	263
Pass attempts-completions-interceptions .....	21-15-0	50-30-3
Sacks against-yards lost .....	4-18	4-32
Punts-average .....	8-51.6	7-40.6
Punt returns-yards .....	3-(-1)	6-40
Kickoff returns-yards .....	2-46	3-87
Penalties-yards .....	6-45	11-98
Fumbles-lost .....	1-1	1-1
Time of possession .....	30:59	29:01

## RUSHING

CIN.	ATT	YDS	LG	TD	S.F.	ATT	YDS	LG	TD
G.Bernard	14	33	6	0	S.Draughn	9	38	14	0
J.Hill	19	31	9	2	B.Gabbert	2	10	6	0
A.McCarron	2	2	1	0	T.Cadet	2	4	2	0
M.Sanu	1	2	2	0	B.Miller	2	3	2	1
					K.Gaskins	2	0	0	0
TOTALS	36	68	9	2	TOTALS	17	55	14	1

## PASSING

CIN.	ATT	CMP	YDS	TD-I	S.F.	ATT	CMP	YDS	TD-I
A.McCarron	21	15	192	1-0	B.Gabbert	50	30	295	1-3
TOTALS	21	15	192	1-0	TOTALS	50	30	295	1-3

## RECEIVING

CIN.	NO	YDS	LG	TD	S.F.	NO	YDS	LG	TD
M.Jones	4	89	47	0	A.Boldin	8	74	29	1
G.Bernard	4	18	14	0	K.Gaskins	6	52	16	0
T.Kroft	3	31	20t	1	B.Bell	4	43	27	0
M.Sanu	2	8	6	0	T.Cadet	4	32	12	0
A.Green	1	37	37	0	Q.Patton	3	37	16	0
R.Hewitt	1	9	9	0	T.Smith	2	33	17	0
					V.McDonald	1	10	10	0
					B.Miller	1	10	10	0
					S.Draughn	1	4	4	0
TOTALS	15	192	47	1	TOTALS	30	295	29	1

## DEFENSE

Cincinnati (press box stats) — ST-AT-TT: R.Maulaluga 7-3-10, V.Burfict 5-2-7, L.Hall 5-0-5, D.Kirkpatrick 5-0-5, G.Atkins 4-0-4, R.Nelson 3-1-4, S.Williams 3-1-4, C.Dunlap 3-0-3, A.Jones 2-1-3, D.Peko 1-2-3, P.Dawson 2-0-2, W.Gilberry 2-0-2, A.Hawk 2-0-2, M.Johnson 1-1-2. SKS.-YDS.: G.Atkins 2-13, V.Burfict 1-10, D.Peko 1-9. INT.-YDS.: V.Burfict 1-16, A.Jones 1-14, S.Williams 1-14. PD: V.Burfict 3, P.Dawson 1, A.Jones 1, R.Nelson 1, S.Williams 1. FF: C.Dunlap. FR-YDS.: C.Dunlap 1-21.

San Francisco (press box stats) — ST-AT-TT: N.Bowman 7-4-11, G.Hodges 9-1-10, I.Williams 6-0-6, J.Ward 5-1-6, Q.Dial 4-2-6, A.Brooks 3-2-5, E.Reid 4-0-4, E.Harold 3-0-3, K.Acker 2-0-2, J.Tartt 2-0-2, C.Lemonier 1-1-2, D.Johnson 1-0-1, M.Purcell 1-0-1. SKS.-YDS.: J.Ward 1-9, I.Williams 1-6, E.Reid 1-3, A.Brooks 1-0. INT.-YDS.: None. PD: J.Ward 1. FF: None. FR-YDS.: I.Williams 1-0.

## WEEK 16, GAME 15

Denver Broncos 20, Cincinnati Bengals 17 (OT)  
Monday night, Dec. 28, 2015 at Sports Authority Field at Mile High

The Bengals learned the day before the Monday night Denver game that they had been crowned AFC North Division champions, due to a Pittsburgh loss, but they were denied against the Broncos in a bid to lock up a first-round playoff bye. The Bengals opened impressively at Denver as QB AJ McCarron, starting for the second straight game in place of injured QB Andy Dalton, led TD drives of 80 and 90 yards on the first two possessions, giving Cincinnati a 14-0 lead early in the second quarter. The Broncos came back to lead 17-14, and the Bengals tied it at 17-all on a 52-yard FG with 6:46 remaining in the fourth quarter. Denver missed a FG try at the regulation gun, but the Broncos won the OT coin toss and drove for a 37-yard FG. The Bengals were entitled to at least one possession since the Broncos did not score a TD, but it ended on the second play, as McCarron was unable to handle a shotgun snap and Denver recovered his fumble. The result left the Bengals and Broncos tied at 11-4 for the No. 2 AFC playoff seed and resulting first-round bye.

SCORE BY PERIODS	1	2	3	4	OT	PTS.
Cincinnati.....	7	7	0	3	0	17
Denver.....	0	3	7	7	3	20

TEAM — SCORING PLAY	QTR-LEFT
Cin. — A.Green 5 pass from A.McCarron (M.Nugent kick).....	1-7:26
Cin. — M.Sanu 6 run (M.Nugent kick).....	2-10:51
Den. — B.McManus 23 field goal.....	2-0:14
Den. — E.Sanders 8 pass from B.Osweiler (B.McManus kick).....	3-10:14
Den. — C.Anderson 39 run (B.McManus kick).....	4-11:17
Cin. — M.Nugent 52 field goal.....	4-6:46
Den. — B.McManus 37 field goal.....	5-10:00

Missed FGs: M.Nugent (45WR), B.McManus (45WL).  
Attendance: 76,868. Time: 3:22.

TEAM STATISTICS	CIN.	DEN.
First downs.....	22	22
Third down conversions-attempts.....	10-17	4-11
Total net yards.....	294	390
Net yards rushing.....	108	113
Net yards passing.....	186	277
Pass attempts-completions-interceptions.....	35-22-0	39-27-0
Sacks against-yards lost.....	2-14	3-22
Punts-average.....	5-47.4	5-43.4
Punt returns-yards.....	4-8	2-20
Kickoff returns-yards.....	2-34	3-68
Penalties-yards.....	6-45	5-40
Fumbles-lost.....	1-1	1-1
Time of possession.....	37:28	27:50

## RUSHING

CIN.	ATT	YDS	LG	TD	DEN.	ATT	YDS	LG	TD
J.Hill	19	63	14	0	C.Anderson	9	73	39t	1
A.McCarron	4	21	16	0	R.Hillman	9	35	8	0
G.Bernard	8	14	5	0	B.Osweiler	3	5	6	0
M.Sanu	2	10	6t	1					
TOTALS	33	108	16	1	TOTALS	21	113	39t	1

## PASSING

CIN.	ATT	CMP	YDS	TD-I	DEN.	ATT	CMP	YDS	TD-I
A.McCarron	35	22	200	1-0	B.Osweiler	39	27	299	1-0
TOTALS	35	22	200	1-0	TOTALS	39	27	299	1-0

## RECEIVING

CIN.	NO	YDS	LG	TD	DEN.	NO	YDS	LG	TD
A.Green	5	57	17	1	D.Thomas	7	59	13	0
T.Kroft	4	46	15	0	O.Daniels	5	70	26	0
G.Bernard	4	29	9	0	E.Sanders	4	67	35	1
M.Jones	3	33	15	0	J.Norwood	4	37	14	0
M.Sanu	3	29	20	0	R.Hillman	4	37	14	0
J.Hill	2	-2	2	0	B.Fowler	1	13	13	0
R.Burkhead	1	8	8	0	C.Anderson	1	8	8	0
					V.Green	1	8	8	0
TOTALS	22	200	20	1	TOTALS	27	299	35	1

## DEFENSE

Cincinnati (press box stats) — ST-AT-TT: D.Kirkpatrick 7-0-7, V.Burfield 5-1-6, C.Dunlap 5-1-6, M.Johnson 5-1-6, A.Jones 5-0-5, L.Hall 4-1-5, S.Williams 4-0-4, R.Mauluga 3-1-4, P.Sims 1-2-3, D.Peko 2-0-2, W.Gilberry 1-0-1, V.Rey 1-0-1, J.Shaw 1-0-1, R.Nelson 0-1-1. SKS-YDS.: C.Dunlap 3-22. INT-YDS.: None. PD: R.Nelson 2, D.Kirkpatrick 1, R.Mauluga 1, S.Williams 1. FF: M.Johnson 1. FR-YDS.: R.Nelson 1-0.  
Denver (press box stats) — ST-AT-TT: D.Trevathan 8-4-12, B.Marshall 5-2-7, C.Harris 5-0-5, V.Walker 4-1-5, B.Roby 4-0-4, V.Miller 3-0-3, D.Wolfe 3-0-3, M.Jackson 2-1-3, D.Stewart 2-1-3, D.Ware 2-1-3, A.Talib 2-0-2, S.Barrett 1-0-1, J.Bush 1-0-1, S.Keo 1-0-1, S.Ray 1-0-1, T.Ward 1-0-1, S.Williams 0-1-1. SKS-YDS.: V.Walker 1-9, D.Wolfe 1-5. INT-YDS.: None. PD: C.Harris 1, B.Roby 1. FF: None. FR-YDS.: D.Ware 1-0.

## WEEK 17, GAME 16

Cincinnati Bengals 24, Baltimore Ravens 16  
Sunday, Jan. 3, 2016 at Paul Brown Stadium

The Bengals started sluggishly, trailing 9-7 at halftime, but punched in a pair of third-quarter TDs while holding the Ravens scoreless in the period. LB Vontaze Burfict's diving INT at the Ravens' 33-yard line set up the first of the third-quarter scores — a five-yard TD catch by WR A.J. Green — and the Bengals went up 21-9 later in the period when HB Jeremy Hill scored on a 38-yard carry. Cincinnati's longest rush of the season. TE Tyler Eifert had a 22-yard TD reception in the second quarter and finished the season with 13 TDs, tying the most by a Bengal since 2001, when HB Corey Dillon had 13. First-year pro AJ McCarron started his third straight game as the replacement for injured QB Andy Dalton and posted a 103.9 passer rating. McCarron became the first Bengals QB to have no INTs in his first three starts. LB Rey Mauluga's fourth-quarter INT killed Baltimore's last hope to rebound from its eight-point deficit. The Bengals, who had already clinched the AFC North Division title, finished the season at 12-4, tying the best 16-game record in franchise history. The Ravens finished 5-11.

SCORE BY PERIODS	1	2	3	4	OT	PTS.
Baltimore.....	0	9	0	7	—	16
Cincinnati.....	0	7	14	3	—	24

TEAM — SCORING PLAY	QTR-LEFT
Balt. — J.Tucker 28 field goal.....	2-12:56
Balt. — J.Tucker 50 field goal.....	2-4:55
Cin. — T.Eifert 22 pass from A.McCarron (M.Nugent kick).....	2-1:49
Balt. — J.Tucker 49 field goal.....	2-0:00
Cin. — A.Green 5 pass from A.McCarron (M.Nugent kick).....	3-11:22
Cin. — J.Hill 38 run (M.Nugent kick).....	3-6:55
Cin. — M.Nugent 52 field goal.....	4-4:06
Balt. — K.Juszczyk 2 pass from R.Mallett (J.Tucker kick).....	4-1:47

Missed FGs: None. Attendance: 57,254. Time: 3:17.

TEAM STATISTICS	BALT.	CIN.
First downs.....	22	17
Third down conversions-attempts.....	12-20	0-9
Total net yards.....	341	292
Net yards rushing.....	59	145
Net yards passing.....	282	147
Pass attempts-completions-interceptions.....	56-30-2	27-17-0
Sacks against-yards lost.....	1-10	3-13
Punts-average.....	4-42.5	7-43.3
Punt returns-yards.....	6-15	0-0
Kickoff returns-yards.....	5-121	1-12
Penalties-yards.....	4-38	11-72
Fumbles-lost.....	0-0	1-0
Time of possession.....	29:16	30:44

## RUSHING

BALT.	ATT	YDS	LG	TD	CIN.	ATT	YDS	LG	TD
J.Allen	15	38	14	0	J.Hill	16	96	38t	1
T.West	5	17	7	0	G.Bernard	6	36	15	0
R.Mallett	1	4	4	0	M.Sanu	2	11	10	0
					A.McCarron	3	2	2	0
TOTALS	21	59	14	0	TOTALS	27	145	38	1

## PASSING

BALT.	ATT	CMP	YDS	TD-I	CIN.	ATT	CMP	YDS	TD-I
R.Mallett	56	30	292	1-2	A.McCarron	27	17	160	2-0
TOTALS	56	30	292	1-2	TOTALS	27	17	160	2-0

## RECEIVING

BALT.	NO	YDS	LG	TD	CIN.	NO	YDS	LG	TD
J.Butler	6	57	17	0	M.Jones	5	38	23	0
M.Williams	6	53	15	0	T.Eifert	4	51	22t	1
J.Allen	6	32	13	0	A.Green	4	34	12	1
K.Aiken	5	76	20	0	J.Hill	2	19	13	0
C.Matthews	4	51	21	0	G.Bernard	1	12	12	0
K.Juszczyk	2	18	16	1	M.Sanu	1	6	6	0
T.West	1	5	5	0					
TOTALS	30	292	21	1	TOTALS	17	160	23	2

## DEFENSE

Baltimore (press box stats) — ST-AT-TT: C.Mosley 4-8-12, T.Jernigan 3-3-6, L.Guy 3-2-5, S.Wright 4-0-4, C.Upshaw 3-1-4, B.Williams 2-2-4, E.Dumervil 2-1-3, K.Arrington 1-2-3, K.Lewis 1-2-3, D.Smith 0-3-3, B.Urban 0-3-3, L.Webb 1-1-2, Z.Smith 0-2-2, Z.Orr 1-0-1, J.Smith 1-0-1, W.Hill 0-1-1, B.Travick 0-1-1. SKS-YDS.: L.Guy 1.5-4.5, C.Mosley 1-7, Z.Smith 0.5-1.5. INT-YDS.: None. PD: C.Mosley, L.Webb 1. FF: K.Arrington 1. FR-YDS.: None.

Cincinnati (press box stats) — ST-AT-TT: V.Burfield 8-4-12, R.Nelson 6-4-10, R.Mauluga 3-3-6, S.Williams 4-1-5, C.Dunlap 3-1-4, L.Hall 3-1-4, G.Atkins 3-0-3, C.Lewis-Harris 3-0-3, G.Iloka 2-1-3, V.Rey 2-1-3, D.Kirkpatrick 2-0-2, M.Johnson 0-2-2, D.Peko 0-2-2, B.Thompson 1-0-1, W.Gilberry 0-1-1, A.Hawk 0-1-1. SKS-YDS.: G.Atkins 1-10. INT-YDS.: R.Mauluga 1-15, V.Burfield 1-0, C.Lewis-Harris 0-(-1). PD: V.Burfield 2, A.Jones 2, D.Kirkpatrick 1, R.Mauluga 1, R.Nelson 1. FF: None. FR-YDS.: None.

## 2015 SEASON

## AFC WILD CARD PLAYOFF

**Pittsburgh Steelers 18, Cincinnati Bengals 16**  
**Saturday, Jan. 9, 2016 at Paul Brown Stadium**

The Bengals rallied from a 15-0 deficit to take a 16-15 lead with 1:50 to play, and Cincinnati had a first down at the Steelers' 26-yard line with 1:36 left. But Pittsburgh recovered a fumble by HB Jeremy Hill on the next Bengals play, and the Steelers drove for a game-winning 37-yard FG at the 0:14 mark, aided by two personal foul penalties against Cincinnati. The Bengals had rallied to take the lead with three fourth-quarter scores — a one-yard TD run by Hill, a 36-yard Mike Nugent FG and a 25-yard TD pass from QB AJ McCarron to WR A.J. Green. McCarron, as he had in the last three regular-season games, was subbing for injured No. 1 QB Andy Dalton. The Bengals had the home field after winning the AFC North Division with a 12-4 record, but the 10-6 Steelers earned a Wild Card berth and advanced with the win to the Divisional playoff round.

SCORE BY PERIODS	1	2	3	4	OT	PTS.
Pittsburgh .....	0	6	9	3	—	18
Cincinnati .....	0	0	0	16	—	16

TEAM — SCORING PLAY	QTR.-LEFT
Pitt. — C.Boswell 39 field goal .....	2-2:27
Pitt. — C.Boswell 30 field goal .....	2-0:33
Pitt. — C.Boswell 34 field goal .....	3-10:09
Pitt. — M.Bryant 10 pass from B.Roethlisberger (pass failed) .....	3-5:02
Cin. — J.Hill 1 run (M.Nugent kick) .....	4-13:57
Cin. — M.Nugent 36 field goal .....	4-5:12
Cin. — A.Green 25 pass from A.McCarron (run failed) .....	4-1:50
Pitt. — C.Boswell 35 field goal .....	4-0:14

Missed FGs: None. Attendance: 63,257. Time: 3:41.

TEAM STATISTICS	PITT.	CIN.
First downs .....	21	19
Third down conversions-attempts .....	2-13	5-15
Total net yards .....	369	279
Net yards rushing .....	167	91
Net yards passing .....	202	188
Pass attempts-completions-interceptions .....	36-20-1	41-23-1
Sacks against-yards lost .....	4-38	3-24
Punts-average .....	7-41.9	6-42.5
Punt returns-yards .....	2-8	2-34
Kickoff returns-yards .....	1-16	2-50
Penalties-yards .....	10-142	8-79
Fumbles-lost .....	2-1	5-3
Time of possession .....	30:37	29:23

## RUSHING

PITT.	ATT	YDS	LG	TD	CIN.	ATT	YDS	LG	TD
J.Todman	11	65	25	0	J.Hill	12	50	38	1
F.Toussaint	17	58	9	0	G.Bernard	6	28	14	0
M.Bryant	1	44	44	0	A.McCarron	5	9	6	0
					R.Burkhead	1	4	4	0
TOTALS	29	167	44	0	TOTALS	24	91	38	1

## PASSING

PITT.	ATT	CMP	YDS	TD-I	CIN.	ATT	CMP	YDS	TD-I
B.Roethlisberger	31	18	229	1-0	A.McCarron	41	23	212	1-1
L.Jones	5	2	11	0-1					
TOTALS	36	20	240	1-1	TOTALS	41	23	212	1-1

## RECEIVING

PITT.	NO	YDS	LG	TD	CIN.	NO	YDS	LG	TD
A.Brown	7	119	60	0	A.Green	5	71	25t	1
M.Bryant	5	29	10t	1	T.Eifert	5	58	18	0
F.Toussaint	4	60	27	0	M.Jones	4	32	13	0
M.Wheaton	2	23	24	0	J.Hill	3	27	13	0
H.Miller	2	9	5	0	M.Sanu	3	17	8	0
					G.Bernard	2	2	4	0
					R.Burkhead	1	5	5	0
TOTALS	20	240	60	1	TOTALS	23	212	25t	1

## DEFENSE

Pittsburgh (press box stats) — **ST-AT-TT:** R.Shazier 9-4-13, W.Gay 4-1-5, J.Harrison 3-1-4, J.Jones 2-2-4, A.Moats 2-2-4, L.Timmons 2-2-4, W.Allen 3-0-3, B.Dupree 2-1-3, S.Tuitt 1-2-3, B.Boykin 2-0-2, M.Mitchell 2-0-2, C.Thomas 1-1-2, A.Blake 1-0-1, C.Heyward 1-0-1, S.McLendon 1-0-1, V.Williams 1-0-1. **SKS-YDS:** J.Jones 1-11, C.Heyward 1-11, J.Harrison 1-2. **INT-YDS:** A.Blake 1-35. **PD:** R.Shazier 2, A.Blake 1, R.Golden 1. **FF:** R.Shazier 2, C.Heyward 1, J.Jones 1. **FR-YDS:** C.Thomas 1-11, R.Shazier 1-0, R.Cockrell 1-(-3).

Cincinnati (press box stats) — **ST-AT-TT:** R.Mauluga 7-3-10, V.Burfict 5-1-6, S.Williams 5-0-5, G.Iloka 4-1-5, M.Johnson 4-1-5, G.Atkins 3-0-3, R.Nelson 3-0-3, D.Smith 3-0-3, D.Kirkpatrick 2-1-3, C.Lewis-Harris 2-1-3, C.Dunlap 1-2-3, L.Hall 2-0-2, A.Jones 1-1-2, V.Rey 1-1-2, W.Clarke 1-0-1, A.Hawk 1-0-1, W.Gilberry 0-1-1, P.Sims 0-1-1. **SKS-YDS:** V.Burfict 1-12, R.Nelson 1-10, G.Atkins 1-5, C.Dunlap 0.5-5.5, P.Sims 0.5-5.5. **INT-YDS:** V.Burfict 1-0. **PD:** V.Burfict 1, C.Dunlap 1, L.Hall 1, C.Lewis-Harris 1, V.Rey 1, P.Sims 1. **FF:** V.Burfict 1, S.Williams 1. **FR-YDS:** G.Iloka 1-0.

# 2015 PRESEASON STATISTICS

RECORD: 3-1

DATE	W-L	SCORE	OPPONENT	ATTENDANCE
8-14	W	23-10	N.Y. GIANTS	39,914
8-24	L	11-25	at Tampa Bay	47,728
8-29	W	21-10	CHICAGO	47,790
9-3	W	9-6	at Indianapolis	65,188

TEAM STATISTICS				BENGALS	OPPONENTS
TOTAL FIRST DOWNS.....					
Rushing.....					
Passing.....					
Penalty.....					
3rd Down: Made-Att.....					
3rd Down Pct.....					
4th Down: Made-Att.....					
4th Down Pct.....					
POSSESSION AVG.....					
TOTAL NET YARDS.....					
Avg. Per Game.....					
Total Plays.....					
Avg. Per Play.....					
NET YARDS RUSHING.....					
Avg. Per Game.....					
Total Rushes.....					
NET YARDS PASSING.....					
Avg. Per Game.....					
Sacked-Yards Lost.....					
Gross Yards.....					
Att.-Completions.....					
Completion Pct.....					
Had Intercepted.....					
PUNTS-AVG.....					
Net Punting Avg.....					
PENALTIES-YARDS.....					
FUMBLES-BALLS LOST.....					
TOUCHDOWNS.....					
Rushing.....					
Passing.....					
Returns.....					

SCORE BY PERIODS	1	2	3	4	OT	PTS
BENGALS.....	17	30	3	14	0	64
OPPONENTS.....	7	29	3	12	0	51

SCORING	TD	TD-R	TD-P	TD-RT	K-PAT	FG	S	PTS
Tom Obarski.....	0	0	0	0	2-2	5-7	0	17
James Wilder Jr.....	2	2	0	0	—	—	0	14
Mike Nugent.....	0	0	0	0	3-3	2-2	0	9
Andy Dalton.....	1	1	0	0	—	—	0	6
Jeremy Hill.....	1	1	0	0	—	—	0	6
Marvin Jones.....	1	0	1	0	—	—	0	6
Mohamed Sanu.....	1	0	1	0	—	—	0	6
BENGALS.....	6	4	2	0	5-5	7-9	0	64
OPPONENTS.....	5	2	1	2	4-5	5-7	1	51

Two-point conversions: James Wilder Jr. 1 (1R). BENGALS 1-1 (1-1 R, 0-0 P), OPPONENTS 0-0 (0-0 R, 0-0 P).

Sacks-yards: Chris Carter 3.5-34, DeShawn Williams 2-10, P.J. Dawson 2-9, Carlos Dunlap 1-10, Marcus Hardison 1-8, Margus Hunt 1-6, Geno Atkins 0.5-5, Wallace Gilberry 0.5-5, Shawn Williams 0.5-4. BENGALS 12-91, OPPONENTS 12-70.

Fumbles-lost: AJ McCarron 3-0, Jeremy Hill 1-1, Tyler Kroft 1-1, Cedric Peerman 1-1, Terrell Watson 1-1. BENGALS 7-4, OPPONENTS 4-1.

RUSHING	ATT	YDS	AVG	LG	TD
Terrell Watson.....	25	130	5.2	26	0
James Wilder Jr.....	25	107	4.3	20	2
Jeremy Hill.....	17	77	4.5	26	1
Cedric Peerman.....	16	43	2.7	10	0
Josh Johnson.....	6	37	6.2	13	0
Mario Alford.....	3	29	9.7	23	0
Rex Burkhead.....	5	24	4.8	15	0
Andy Dalton.....	6	22	3.7	8	1
Giovani Bernard.....	10	19	1.9	5	0
AJ McCarron.....	6	18	3.0	9	0
Ryan Hewitt.....	1	1	1.0	1	0
Keith Wenning.....	3	-3	-1.0	-1	0
BENGALS.....	123	504	4.1	26	4
OPPONENTS.....	102	401	3.9	30	2

RECEIVING	REC	YDS	AVG	LG	TD
Cedric Peerman.....	10	95	9.5	18	0
Greg Little.....	9	145	16.1	42	0
Gabe Kumerow.....	6	65	10.8	16	0
Brandon Tate.....	5	88	17.6	48	0
Tyler Eifert.....	5	67	13.4	25	0
A.J. Green.....	5	59	11.8	16	0
Tyler Kroft.....	5	46	9.2	18	0
Marvin Jones.....	3	52	17.3	31	1
Mario Alford.....	3	39	13.0	17	0
Rex Burkhead.....	3	37	12.3	25	0
Michael Bennett.....	3	24	8.0	10	0
Giovani Bernard.....	3	16	5.3	7	0
James Wilder Jr.....	2	15	7.5	18	0
C.J. Uzomah.....	2	13	6.5	7	0
Ryan Hewitt.....	2	11	5.5	7	0
Mohamed Sanu.....	2	9	4.5	6	1
Denarius Moore.....	1	30	30.0	30	0
Jeremy Hill.....	1	2	2.0	2	0
BENGALS.....	70	813	11.6	48	2
OPPONENTS.....	73	707	9.7	42	1

INTERCEPTIONS	NO	YDS	AVG	LG	TD
Floyd Raven Sr.....	1	9	9.0	9	0
Chris Lewis-Harris.....	1	5	5.0	5	0
Shiloh Keo.....	1	0	0.0	0	0
BENGALS.....	3	14	4.7	9	0
OPPONENTS.....	3	123	41.0	61	1

PUNTING	NO	YDS	AVG	NET	TB	IN-20	LG	BLK
Kevin Huber.....	18	849	47.2	38.4	3	4	62	1
BENGALS.....	19	849	44.7	38.4	3	4	62	1
OPPONENTS.....	28	1243	44.4	39.4	3	8	62	0

PUNT RETURNS	NO	FC	YDS	AVG	LG	TD
Mario Alford.....	5	1	59	11.8	19	0
Brandon Tate.....	5	4	23	4.6	12	0
Giovani Bernard.....	2	2	0	0.0	0	0
Adam Jones.....	1	0	-5	-5.0	-5	0
Denarius Moore.....	1	1	4	4.0	4	0
BENGALS.....	14	8	81	5.8	19	0
OPPONENTS.....	13	1	60	4.6	16	0

KICKOFF RETURNS	NO	YDS	AVG	LG	TD
Mario Alford.....	4	86	21.5	24	0
Brandon Tate.....	2	52	26.0	28	0
Cedric Peerman.....	1	11	11.0	11	0
BENGALS.....	7	149	21.3	28	0
OPPONENTS.....	13	362	27.8	70	0

FIELD GOALS	1-19	20-29	30-39	40-49	50+
Tom Obarski.....	0-0	3-4	1-2	1-1	0-0
Mike Nugent.....	0-0	0-0	1-1	1-1	0-0
BENGALS.....	0-0	3-4	2-3	2-2	0-0
OPPONENTS.....	0-0	2-2	1-1	1-1	1-3

Tom Obarski: (46G, 27RU, 25G, 21G), (37G), (—), (30WL, 28).  
Mike Nugent: (—), (—), (—), (41G, 35G).  
Bengals: (46G, 27RU, 25G, 21G), (37G), (—), (41G, 35G, 30WL, 28G).  
Opponents: (53WR, 41G), (53G, 50WL), (34G), (26G, 26G).

DEFENSE*	ST	AT	TT	SKS-YDS	INT-YDS	PD	FF	FR-YDS
P.J. Dawson.....	14	4	18	2-9	0-0	0	0	0-0
Josh Shaw.....	10	4	14	0-0	0-0	1	0	0-0
Shawn Williams.....	7	7	14	0.5-4	0-0	0	0	0-0
Nico Johnson.....	6	8	14	0-0	0-0	1	0	0-0
Trevor Roach.....	8	4	12	0-0	0-0	0	0	0-0
Vincent Rey.....	8	3	11	0-0	0-0	0	0	0-0
Shiloh Keo.....	7	4	11	0-0	1-0	1	0	0-0
Troy Hill.....	8	2	10	0-0	0-0	2	0	0-0
Chris Lewis-Harris.....	8	2	10	0-0	1-5	3	0	0-0
Marquis Flowers.....	5	5	10	0-0	0-0	1	0	0-0
Derron Smith.....	7	1	8	0-0	0-0	0	0	0-0
Marcus Hardison.....	5	3	8	1-8	0-0	1	0	1-0
Margus Hunt.....	5	3	8	1-6	0-0	0	1	0-0
Reggie Nelson.....	4	3	7	0-0	0-0	0	0	0-0
Will Clarke.....	5	1	6	0-0	0-0	1	0	0-0
Chris Carter.....	4	2	6	3.5-34	0-0	0	1	0-0
Pat Sims.....	1	5	6	0-0	0-0	0	0	0-0
A.J. Hawk.....	3	2	5	0-0	0-0	0	0	0-0
Adam Jones.....	3	2	5	0-0	0-0	1	0	0-0
Dre Kirkpatrick.....	2	3	5	0-0	0-0	2	0	0-0
Carlos Dunlap.....	4	0	4	1-10	0-0	0	0	0-0
DeShawn Williams.....	4	0	4	2-10	0-0	0	0	0-0
Floyd Raven Sr.....	3	1	4	0-0	1-9	1	0	0-0
George Iloka.....	2	2	4	0-0	0-0	0	0	0-0
Rey Mauluga.....	2	2	4	0-0	0-0	0	0	0-0
Devon Still.....	2	2	4	0-0	0-0	0	0	0-0
Geno Atkins.....	2	1	3	0.5-5	0-0	0	0	0-0
Erick Dargan.....	2	1	3	0-0	0-0	1	0	0-0
Jayson DiManche.....	1	1	2	0-0	0-0	0	0	0-0
Leon Hall.....	1	1	2	0-0	0-0	0	0	0-0
Domata Peko.....	0	2	2	0-0	0-0	0	0	0-0
Brandon Thompson.....	0	2	2	0-0	0-0	0	0	0-0
Sam Montgomery.....	0	1	1	0-0	0-0	0	0	0-0
Wallace Gilberry.....	0	1	1	0.5-5	0-0	0	0	0-0
Emmanuel Lamur.....	0	1	1	0-0	0-0	0	0	0-0

SPECIAL TEAMS*	ST	AT	TT	FF	FR-YDS	BP	BFG	BXP
Jayson DiManche.....	0	5	5	0	0-0	0	0	0
Shiloh Keo.....	2	2	4	0	0-0	0	0	0
James Wilder Jr.....	3	0	3	0	0-0	0	0	0
Clark Harris.....	1	2	3	0	0-0	0	0	0
Josh Shaw.....	1	2	3	0	0-0	0	0	0
Cedric Peerman.....	2	0	2	0	0-0	0	0	0
Troy Hill.....	1	1	2	0	0-0	0	0	0
Derron Smith.....	1	1	2	0	0-0	0	0	0
Shawn Williams.....	1	1	2	0	0-0	0	0	0
Trevor Roach.....	0	2	2	0	0-0	0	0	0
Rex Burkhead.....	1	0	1	0	0-0	0	0	0
Darqueze Dennard.....	1	0	1	0	0-0	0	0	0
Marquis Flowers.....	1	0	1	0	0-0	0	0	0
Greg Little.....	1	0	1	0	0-0	0	0	0
Chris Carter.....	0	1	1	0	0-0	0	0	0
Nico Johnson.....	0	1	1	0	0-0	0	0	0
Jake Kumerow.....	0	1	1	0	0-0	0	0	0
Floyd Raven Sr.....	0	1	1	0	0-0	0	0	0

PASSING	ATT	CMP	YDS	CMP%	YDS/ATT	TD	TD%	INT	INT%	LG	SKD-YDS	RAT
AJ McCarron.....	60	38	465	63.3	7.75	1	1.7	0	0.0	48	7-38	92.7
Andy Dalton.....	22	15	129	68.2	5.86	1	4.5	2	9.1	25	3-22	60.6
Josh Johnson.....	21	11	175	52.4	8.33	0	0.0	0	0.0	42	2-10	80.5
Keith Wenning.....	13	6	44	46.2	3.38	0	0.0	1	7.7	10	0-0	22.6
BENGALS.....	116	70	813	60.3	7.01	2	1.7	3	2.6	48	12-70	76.5
OPPONENTS.....	119	73	707	61.3	5.94	1	0.8	3	2.5	42	12-91	70.3

\* NOTE: All defensive statistics above are press box statistics produced at the games.



# 2015 PRESEASON PARTICIPATION CHART

## LEGEND

(NOTE: Position designation indicates start.)  
P — played as a substitute  
DNP — did not play

RI — reserve/injured list  
RPUP — reserve/physically unable to perform list  
RNFI — reserve/non-football injury list

NWT — not with team  
REX — roster exemption  
# — unsigned

NAME	Cin. G-S	1 NYG	2 @T.B.	3 CHI.	4 @Ind.
Alford, Mario	4-0	P	P	P	P
Atkins, Geno	3-3	DT	DT	DT	DNP
Bennett, Michael	3-0	NWT	P	P	P
Bernard, Giovanni	3-0	P	P	P	DNP
Bodine, Russell	4-4	C	C	C	C
Boling, Clint	3-3	LG	LG	LG	DNP
Burfict, Vontaze	0-0	DNP	DNP	DNP	DNP
Burkhead, Rex	3-1	2ndHB	P	P	DNP
Carter, Chris	4-0	P	P	P	P
Clarke, Will	4-1	P	P	P	RDE
Dalton, Andy	3-3	QB	QB	QB	DNP
Dargan, Erick	2-0	P	P	NWT	NWT
Dawson, P.J.	4-1	P	P	P	WLB
Dennard, Darqueze	1-0	P	DNP	DNP	DNP
DiManche, Jayson	4-0	P	P	P	P
Dunlap, Carlos	3-3	LDE	LDE	LDE	DNP
Eifert, Tyler	3-3	TE	TE	TE	DNP
Fisher, Jake	2-1	DNP	DNP	P	LOT
Flowers, Marquis	4-0	P	P	P	P
France, Dan	4-1	P	P	P	RG
Geathers, Kwame	3-0	P	P	P	NWT
Ghee, Brandon	0-0	DNP	DNP	DNP	DNP
Gilberry, Wallace	3-3	RDE	RDE	RDE	DNP
Green, A.J.	3-3	WR	WR	WR	DNP
Hall, Leon	3-0	P	P	P	DNP
Hardison, Marcus	4-0	P	P	P	P
Harris, Clark	4-0	P	P	P	P
Hawk, A.J.	4-4	WLB	WLB	SLB	SLB
Hawkinson, Tanner	4-0	P	P	P	P
Hewitt, Ryan	3-2	P	H-B	H-B	DNP
Hill, Jeremy	3-3	HB	HB	HB	DNP
Hill, Troy	4-0	P	P	P	P
Hopkins, Trey	2-0	DNP	DNP	P	P
Huber, Kevin	4-0	P	P	P	P
Hunt, Margus	3-1	DNP	P	P	LDE
Iloka, George	3-3	SS	SS	SS	DNP
Jasperse, Chris	3-0	P	P	P	NWT
Johnson, Josh	1-0	P	DNP	NWT	NWT
Johnson, Michael	0-0	DNP	DNP	DNP	DNP
Johnson, Nico	3-0	P	P	P	NWT
Johnson, T.J.	4-0	P	P	P	P
Jones, Adam	3-3	RCB	RCB	RCB	DNP
Jones, Marvin	3-0	P	P	P	DNP
Keo, Shiloh	4-1	P	P	P	SS
Kirkpatrick, Dre	3-3	LCB	LCB	LCB	DNP
Kroft, Tyler	4-2	P	P	2ndTE	TE
Kumerow, Jake	4-0	P	P	P	P
Lamur, Emmanuel	2-0	P	P	DNP	DNP
Lawrence, Desmond	2-0	P	DNP	P	NWT
Lengel, Matt	4-0	P	P	P	P
Lewis-Harris, Chris	4-1	P	P	P	RCB
Little, Greg	4-1	P	P	P	WR
Mauluga, Rey	3-3	MLB	MLB	MLB	DNP
McCalebb, Onterio	1-0	P	DNP	DNP	RI
McCarron, AJ	3-1	DNP	P	P	QB
Montgomery, Sam	3-0	P	P	P	NWT
Moore, Denarius	3-0	P	P	P	NWT
Murphy, Jake	1-0	P	NWT	NWT	NWT
Nelson, Reggie	3-3	FS	FS	FS	DNP
Nugent, Mike	2-0	DNP	DNP	P	P
Obarski, Tom	4-0	P	P	P	P
O'Donnell, Matthew	4-1	P	P	P	ROT
Ogbuehi, Cedric	0-0	DNP	DNP	DNP	RNFI
Peerman, Cedric	4-1	P	P	P	HB
Peko, Domata	3-3	NT	NT	NT	DNP
Peters, John	2-0	P	DNP	P	NWT
Pole, Kalafitoni	1-0	DNP	P	NWT	NWT
Porter, Sean	0-0	DNP	DNP	DNP	RPUP
Raven, Floyd Sr.	4-0	P	P	P	P
Reese, Tevin	1-0	P	DNP	DNP	NWT
Rey, Vincent	3-3	SLB	SLB	WLB	DNP
Roach, Trevor	4-1	P	P	P	MLB
Sanu, Mohamed	3-2	WR	WR	P	DNP
Shaw, Josh	4-1	P	P	P	LCB
Sims, Pat	2-1	P	DNP	DNP	NT
Smith, Andre	1-1	DNP	DNP	ROT	DNP
Smith, Derron	4-0	P	P	P	P
Smith, Jake	4-0	P	P	P	P
Still, Devon	4-0	P	P	P	P
Tate, Brandon	4-1	P	P	P	WR
Thompson, Brandon	2-1	P	DNP	DNP	DT
Uzomah, C.J.	4-1	P	P	P	2ndTE
Watson, Terrell	3-0	P	DNP	P	P
Weisman, Mark	3-0	P	P	P	RI
Wenning, Keith	3-0	P	DNP	P	P
Whitworth, Andrew	3-3	LOT	LOT	LOT	DNP
Wilder, James Jr.	4-0	P	P	P	P
Williams, DeShawn	4-0	P	P	P	P
Williams, Shawn	4-1	P	P	P	FS
Winston, Eric	4-3	ROT	ROT	P	LG
Wright, James	0-0	RI	RI	RI	RI
Zeitler, Kevin	3-3	RG	RG	RG	DNP

**QUARTERBACK  
ANDY DALTON**



# **RECORDS**

# REGULAR-SEASON INDIVIDUAL RECORDS

The following are regular-season records. Postseason records can be found in the postseason portion of the team history section.

## SERVICE

### MOST SEASONS

16	Ken Anderson.....	1971-86
15	Ken Riley.....	1969-83
14	Reggie Williams.....	1976-89
13	Jim Breech.....	1980-92
13	Anthony Munoz.....	1980-92
13	Joe Walter.....	1985-97
13	Rich Brahm.....	1994-2006

### GAMES PLAYED/CAREER

207	Ken Riley.....	1969-83
206	Reggie Williams.....	1976-89
192	Ken Anderson.....	1971-86
188	Tim Krumrie.....	1983-94
185	Anthony Munoz.....	1980-92

### CONSECUTIVE GAMES PLAYED

169	Lee Johnson.....	1988-98
149	Pat McNally.....	1976-85
137	Reggie Williams.....	1980-89
122	Tim Krumrie.....	1987-94
117	Tony McGee.....	1993-2001

## SCORING

### TOTAL POINTS

CAREER	1151	Jim Breech.....	1980-92
	779	Shayne Graham.....	2003-09
	660	Doug Pelfrey.....	1993-99
	626	Mike Nugent.....	2010-15
	549	Horst Muhlmann.....	1969-74

SEASON	132	Mike Nugent.....	2011
(total)	131	Shayne Graham.....	2005
	130	Shayne Graham.....	2007
	122	Shayne Graham.....	2004
	121	Doug Pelfrey.....	1995

SEASON	8.25	Mike Nugent (132 points/16 games).....	2011
(average per	8.19	Shayne Graham (131 points/16 games).....	2005
team game)	8.13	Shayne Graham (130 points/16 games).....	2007
	7.93	Horst Muhlmann (111 points/14 games).....	1972
	7.71	Horst Muhlmann (108 points/14 games).....	1970

GAME	24	Larry Kinnebrew.....	Oct. 28, 1984 at Houston
	24	Corey Dillon.....	Dec. 4, 1997 vs. Tennessee
	24	Marvin Jones.....	Oct. 27, 2013 vs. N.Y. Jets
	21	Shayne Graham.....	Nov. 11, 2007 at Baltimore
	19	Horst Muhlmann.....	Nov. 8, 1970 at Buffalo
	19	Horst Muhlmann.....	Dec. 17, 1972 at Houston

### TOUCHDOWNS

CAREER	70	Pete Johnson.....	1977-83
	66	Chad Johnson.....	2001-10
	64	James Brooks.....	1984-91
	64	Carl Pickens.....	1992-99
	53	Isaac Curtis.....	1973-84

SEASON	17	Carl Pickens.....	1995
	16	Pete Johnson.....	1981
	15	Pete Johnson.....	1979
	15	Ickey Woods.....	1988
	14	Pete Johnson.....	1983
	14	James Brooks.....	1988

GAME	4	Larry Kinnebrew.....	Oct. 28, 1984 at Houston
	4	Corey Dillon.....	Dec. 4, 1997 vs. Tennessee
	4	Marvin Jones.....	Oct. 27, 2013 vs. N.Y. Jets
	3	(many times; most recently Tyler Eifert, Nov. 5, 2015 vs. Cleveland)	

### MOST GAMES WITH AT LEAST ONE TOUCHDOWN

CONSECUTIVE	10	Carl Pickens.....	Nov. 27, 1994-Oct. 1, 1995
	9	A.J. Green.....	Sept. 16, 2012-Nov. 18, 2012
	8	T.J. Houshmandzadeh.....	Sept. 10-Nov. 4, 2007
	6	Stan Fritts.....	Nov. 17, 1975-Dec. 21, 1975
	6	Rudi Johnson.....	Nov. 6-Dec. 18, 2005

## POINTS AFTER TOUCHDOWNS

CAREER	476	Jim Breech.....	1980-92
	248	Shayne Graham.....	2003-09
	224	Mike Nugent.....	2010-15
	201	Doug Pelfrey.....	1993-99
	189	Horst Muhlmann.....	1969-74

SEASON	56	Jim Breech.....	1988
	52	Mike Nugent.....	2013
	50	Jim Breech.....	1986
	49	Jim Breech.....	1981
	48	Jim Breech.....	1985
	48	Mike Nugent.....	2015

GAME	8	Jim Breech.....	Oct. 29, 1989 vs. Tampa Bay
	7	(seven times; most recently Mike Nugent, Oct. 27, 2013 vs. N.Y. Jets)	

## FIELD GOALS

CAREER	225	Jim Breech.....	1980-92
	177	Shayne Graham.....	2003-09
	153	Doug Pelfrey.....	1993-99
	134	Mike Nugent.....	2010-15
	120	Horst Muhlmann.....	1969-74

SEASON	33	Mike Nugent.....	2011
(total)	31	Shayne Graham.....	2007
	29	Doug Pelfrey.....	1995
	28	Doug Pelfrey.....	1994
	28	Shayne Graham.....	2005

SEASON	2.06	Mike Nugent (33 field goals/16 games).....	2011
(average per	1.94	Shayne Graham (31 field goals/16 games).....	2007
team game)	1.93	Horst Muhlmann (27 field goals/14 games).....	1972
	1.81	Doug Pelfrey (29 field goals/16 games).....	1995
	1.78	Horst Muhlmann (25 field goals/14 games).....	1970

GAME	7	Shayne Graham.....	Nov. 11, 2007 at Baltimore
	6	Doug Pelfrey.....	Nov. 6, 1994 at Seattle
	5	(seven times; most recently Mike Nugent, Sept. 7, 2014 at Baltimore)	

## CONSECUTIVE FIELD GOALS

21	Shayne Graham.....	2007
17	Shayne Graham.....	2005-06
15	Mike Nugent.....	2014
14	Mike Nugent.....	2010-11
13	Jim Breech.....	1990
13	Doug Pelfrey.....	1993
13	Doug Pelfrey.....	1995
13	Shayne Graham.....	2004

## LONGEST FIELD GOALS

55	Chris Bahr.....	Sept. 23, 1979 vs. Houston
55	Mike Nugent.....	Nov. 25, 2012 vs. Oakland
54	Doug Pelfrey.....	Dec. 24, 1994 vs. Philadelphia
54	Neil Rackers.....	Sept. 8, 2002 vs. San Diego
54	Mike Nugent.....	Sept. 12, 2010 at New England
54	Mike Nugent.....	Oct. 20, 2013 at Detroit
54	Mike Nugent.....	Oct. 31, 2013 at Miami

## FIELD GOAL PERCENTAGE

CAREER	86.76	Shayne Graham (177 made/204 att.).....	2003-09
	82.21	Mike Nugent (134 made/163 att.).....	2010-15
	77.27	Doug Pelfrey (153 made/198 att.).....	1993-99
	71.88	Jim Breech (225 made/313 att.).....	1980-92
	64.52	Horst Muhlmann (120 made/186 att.).....	1969-74
	57.94	Chris Bahr (62 made/107 att.).....	1976-79

NOTE: Minimum 75 attempts.

SEASON	91.18	Shayne Graham (31 made/34 att.).....	2007
	88.00	Shayne Graham (22 made/25 att.).....	2003
	87.50	Shayne Graham (28 made/32 att.).....	2005
	87.50	Shayne Graham (21 made/24 att.).....	2008
	87.10	Shayne Graham (27 made/31 att.).....	2004

NOTE: Minimum one attempt per games in season.

(Regular-season individual records, continued)

#### CAREER FIELD GOAL PERCENTAGE BY DISTANCE

<b>1-19 YARDS</b>	96.55	Horst Muhlmann (28 made/29 att.)	1969-74
-------------------	-------	----------------------------------	---------

NOTE: Minimum 25 attempts.

<b>20-29 YARDS</b>	100.00	Mike Nugent (38 made/38 att.)	2010-15
	96.67	Shayne Graham (58 made/60 att.)	2003-09
	94.12	Doug Pelfrey (48 made/51 att.)	1993-99
	92.31	Jim Breech (84 made/91 att.)	1980-92
	78.13	Chris Bahr (25 made/32 att.)	1976-79

NOTE: Minimum 25 attempts.

<b>30-39 YARDS</b>	90.28	Shayne Graham (65 made/72 att.)	2003-09
	84.44	Mike Nugent (38 made/45 att.)	2010-15
	83.84	Jim Breech (83 made/99 att.)	1980-92
	78.13	Doug Pelfrey (50 made/64 att.)	1993-99

NOTE: Minimum 25 attempts.

<b>40-49 YARDS</b>	83.33	Shayne Graham (45 made/54 att.)	2003-09
	77.42	Mike Nugent (48 made/62 att.)	2010-15
	69.35	Doug Pelfrey (43 made/62 att.)	1993-99
	50.55	Jim Breech (46 made/91 att.)	1980-92

NOTE: Minimum 25 attempts.

<b>50+ YARDS</b>	50.00	Mike Nugent (eight made/16 att.)	2010-15
	47.06	Doug Pelfrey (eight made/17 att.)	1993-99
	43.75	Shayne Graham (seven made/16 att.)	2003-09
	41.67	Chris Bahr (five made/12 att.)	1976-79

NOTE: Minimum 10 attempts.

#### SAFETIES

<b>CAREER</b>	2	Reggie Williams	1976-89
	2	Alfred Williams	1991-94

#### RUSHING

##### TOTAL RUSHING ATTEMPTS

<b>CAREER</b>	1865	Corey Dillon	1997-2003
	1441	Rudi Johnson	2001-07
	1402	Pete Johnson	1977-83
	1344	James Brooks	1984-91
	1109	Cedric Benson	2008-11

<b>SEASON</b>	361	Rudi Johnson	2004
	341	Rudi Johnson	2006
	340	Corey Dillon	2001
	337	Rudi Johnson	2005
	321	Cedric Benson	2010

<b>GAME</b>	43	Rudi Johnson	Nov. 9, 2003 vs. Houston
	39	Corey Dillon	Dec. 4, 1997 vs. Tennessee
	38	Pete Johnson	Dec. 4, 1983 at Pittsburgh
	38	Cedric Benson	Dec. 21, 2008 at Cleveland
	37	Cedric Benson	Oct. 25, 2009 vs. Chicago

##### RUSHING YARDS

<b>CAREER</b>	8061	Corey Dillon	1997-2003
	6447	James Brooks	1984-91
	5742	Rudi Johnson	2001-07
	5421	Pete Johnson	1977-83
	4176	Cedric Benson	2008-11

<b>SEASON</b>	1458	Rudi Johnson	2005
	1454	Rudi Johnson	2004
	1435	Corey Dillon	2000
	1315	Corey Dillon	2001
	1311	Corey Dillon	2002

<b>GAME</b>	278	Corey Dillon	Oct. 22, 2000 vs. Denver
	246	Corey Dillon	Dec. 4, 1997 vs. Tennessee
	216	Corey Dillon	Dec. 3, 2000 vs. Arizona
	202	Rudi Johnson	Nov. 28, 2004 vs. Cleveland
	201	James Brooks	Dec. 23, 1990 vs. Houston

##### AVERAGE YARDS PER RUSHING ATTEMPT

<b>CAREER</b>	4.80	James Brooks (6447 yards/1344 att.)	1984-91
	4.55	Essex Johnson (3070 yards/675 att.)	1968-75
	4.32	Corey Dillon (8061 yards/1865 att.)	1997-2003
	4.06	Archie Griffin (2808 yards/691 att.)	1976-83
	4.04	Larry Kinnebrew (2582 yards/639 att.)	1983-87

NOTE: Minimum 500 attempts.

#### RUSHING TOUCHDOWNS

<b>CAREER</b>	64	Pete Johnson	1977-83
	48	Rudi Johnson	2001-07
	45	Corey Dillon	1997-2003
	37	Larry Kinnebrew	1983-87
	37	James Brooks	1984-91

<b>SEASON</b>	15	Ickey Woods	1988
	14	Pete Johnson	1979
	14	Pete Johnson	1983
	12	Pete Johnson	1981
	12	Rudi Johnson	2004
	12	Rudi Johnson	2005
	12	Rudi Johnson	2006

<b>GAME</b>	4	Corey Dillon	Dec. 4, 1997 vs. Tennessee
	3	(many times; most recently Jeremy Hill, Oct. 4, 2015 vs. Kansas City)	

#### LONGEST RUSHES

96-td	Corey Dillon	Oct. 28, 2001 at Detroit
89-td	Giovani Bernard	Oct. 12, 2014 vs. Carolina
87-td	Paul Robinson	Oct. 27, 1968 at Oakland
86-td	Essex Johnson	Dec. 5, 1971 at Cleveland
85-td	Jeremy Hill	Dec. 22, 2014 vs. Denver

#### MOST 100-YARD GAMES

<b>CAREER</b>	28	Corey Dillon	1997-2003
	19	Rudi Johnson	2001-07
	17	James Brooks	1984-91
	15	Cedric Benson	2008-11
	14	Pete Johnson	1977-83

<b>SEASON</b>	6	Cedric Benson	2009
	5	Ickey Woods	1988
	5	James Brooks	1989
	5	Harold Green	1992
	5	Corey Dillon	1999
	5	Corey Dillon	2000
	5	Corey Dillon	2002
	5	Rudi Johnson	2004
	5	Rudi Johnson	2006
	5	Jeremy Hill	2014

<b>CONSECUTIVE</b>	4	Paul Robinson	1968 (Games 8-11)
	3	Pete Johnson	1980 (Games 13-15)
	3	Corey Dillon	1997 (Games 13-15)
	3	Corey Dillon	1999 (Games 12-14)
	3	BenJarvus Green-Ellis	2012 (Games 10-12)
	3	Jeremy Hill	2014 (Games 14-16)

#### PASSING

##### TOTAL PASSING ATTEMPTS

<b>CAREER</b>	4475	Ken Anderson	1971-86
	3564	Boomer Esiason	1984-92, 97
	3217	Carson Palmer	2003-10
	2497	Andy Dalton	2011-15
	2221	Jeff Blake	1994-99

<b>SEASON</b>	586	Carson Palmer	2010
	586	Andy Dalton	2013
	581	Jon Kitna	2001
	575	Carson Palmer	2007
	567	Jeff Blake	1995

<b>GAME</b>	68	Jon Kitna	Dec. 30, 2001 vs. Pittsburgh
	56	Ken Anderson	Dec. 20, 1982 at San Diego
	54	Boomer Esiason	Dec. 25, 1989 at Minnesota
	53	Boomer Esiason	Nov. 22, 1987 vs. Pittsburgh
	53	Andy Dalton	Oct. 31, 2013 at Miami

(Regular-season individual records, continued)

### COMPLETIONS

CAREER	2654	Ken Anderson .....	1971-86
	2024	Carson Palmer .....	2003-10
	2015	Boomer Esiason .....	1984-92, 97
	1556	Andy Dalton .....	2011-15
	1240	Jeff Blake .....	1994-99
SEASON (total)	373	Carson Palmer .....	2007
	363	Andy Dalton .....	2013
	362	Carson Palmer .....	2010
	345	Carson Palmer .....	2005
	329	Andy Dalton .....	2012
SEASON (average per team game)	24.22	Ken Anderson (218 comp./nine games) .....	1982
	23.31	Carson Palmer (373 comp./16 games) .....	2007
	22.69	Andy Dalton (363 comp./16 games) .....	2013
	22.63	Carson Palmer (362 comp./16 games) .....	2010
	21.56	Carson Palmer (345 comp./16 games) .....	2005
GAME	40	Ken Anderson .....	Dec. 20, 1982 at San Diego
	37	Carson Palmer .....	Nov. 18, 2007 vs. Arizona
	36	Carson Palmer .....	Oct. 24, 2010 at Atlanta
	35	Jon Kitna .....	Dec. 30, 2001 vs. Pittsburgh
	34	Carson Palmer .....	Sept. 12, 2010 at New England

### COMPLETION PERCENTAGE

CAREER	62.92	Carson Palmer (2024 comp./3217 att.) .....	2003-10
	62.31	Andy Dalton (1556 comp./2497 att.) .....	2011-15
	59.31	Ken Anderson (2654 comp./4475 att.) .....	1971-86
	59.11	Jon Kitna (1009 comp./1707 att.) .....	2001-05
	56.54	Boomer Esiason (2015 comp./3564 att.) .....	1984-92, 97
	56.36	Virgil Carter (328 comp./582 att.) .....	1970-73

NOTE: Minimum 500 attempts.

SEASON	70.55	Ken Anderson (218 comp./309 att.) .....	1982
	67.78	Carson Palmer (345 comp./509 att.) .....	2005
	66.67	Ken Anderson (198 comp./297 att.) .....	1983
	66.06	Andy Dalton (255 comp./386 att.) .....	2015
	64.94	Ken Anderson (213 comp./328 att.) .....	1974
	64.87	Carson Palmer (373 comp./575 att.) .....	2007

NOTE: Minimum 14 attempts per games in season.

GAME	90.91	Ken Anderson (20/22) .....	Nov. 10, 1974 vs. Pittsburgh
	87.10	Ken Anderson (27/31) .....	Jan. 2, 1983 at Houston
	86.96	Turk Schonert (20/23) .....	Nov. 25, 1984 vs. Atlanta
	84.21	Carson Palmer (32/38) .....	Nov. 25, 2007 vs. Tennessee
	83.33	Carson Palmer (20/24) .....	Oct. 25, 2009 vs. Chicago

NOTE: Minimum 20 attempts.

### PASSING YARDS

CAREER	32,838	Ken Anderson .....	1971-86
	27,149	Boomer Esiason .....	1984-92, 97
	22,694	Carson Palmer .....	2003-10
	18,008	Andy Dalton .....	2011-15
	15,134	Jeff Blake .....	1994-99
SEASON (total)	4293	Andy Dalton .....	2013
	4131	Carson Palmer .....	2007
	4035	Carson Palmer .....	2006
	3970	Carson Palmer .....	2010
	3959	Boomer Esiason .....	1986
SEASON (average per team game)	277.22	Ken Anderson (2495 yards/nine games) .....	1982
	268.31	Andy Dalton (4293 yards/16 games) .....	2013
	258.19	Carson Palmer (4131 yards/16 games) .....	2007
	252.19	Carson Palmer (4035 yards/16 games) .....	2006
	248.13	Carson Palmer (3970 yards/16 games) .....	2010

NOTE: Minimum average of 14 attempts per games in season.

GAME	490	Boomer Esiason .....	Oct. 7, 1990 at L.A. Rams
	447	Ken Anderson .....	Nov. 17, 1975 vs. Buffalo
	440	Carson Palmer .....	Nov. 12, 2006 vs. San Diego
	425	Boomer Esiason .....	Dec. 21, 1986 vs. N.Y. Jets
	416	Ken Anderson .....	Dec. 20, 1982 at San Diego

### AVERAGE YARDS PER PASSING ATTEMPT

CAREER	7.62	Boomer Esiason (27,149 yards/3564 att.) .....	1984-92, 97
	7.34	Ken Anderson (32,838 yards/4475 att.) .....	1971-86
	7.21	Andy Dalton (18,008 yards/2497 att.) .....	2011-15
	7.05	Carson Palmer (22,694 yards/3217 att.) .....	2003-10
	6.81	Jeff Blake (15,134 yards/2221 att.) .....	1994-99
	6.62	Virgil Carter (3850 yards/582 att.) .....	1970-73

NOTE: Minimum 500 attempts.

SEASON	9.41	Greg Cook (1854 yards/197 att.) .....	1969
	9.21	Boomer Esiason (3572 yards/388 att.) .....	1988
	8.44	Boomer Esiason (3959 yards/469 att.) .....	1986
	8.42	Andy Dalton (3250 yards/386 att.) .....	2015
	8.41	Ken Anderson (3169 yards/377 att.) .....	1975

NOTE: Minimum 14 attempts per games in season.

### TOUCHDOWN PASSES

CAREER	197	Ken Anderson .....	1971-86
	187	Boomer Esiason .....	1984-92, 97
	154	Carson Palmer .....	2003-10
	124	Andy Dalton .....	2011-15
	93	Jeff Blake .....	1994-99

SEASON	33	Andy Dalton .....	2013
	32	Carson Palmer .....	2005
	29	Ken Anderson .....	1981
	28	Boomer Esiason .....	1988
	28	Boomer Esiason .....	1989
	28	Jeff Blake .....	1995
	28	Carson Palmer .....	2006

GAME	6	Carson Palmer .....	Sept. 16, 2007 at Cleveland
	5	Boomer Esiason .....	Dec. 21, 1986 vs. N.Y. Jets
	5	Boomer Esiason .....	Oct. 29, 1989 vs. Tampa Bay
	5	Carson Palmer .....	Oct. 25, 2009 vs. Chicago
	5	Andy Dalton .....	Oct. 27, 2013 vs. N.Y. Jets

### PASSES HAD INTERCEPTED

CAREER	160	Ken Anderson .....	1971-86
	131	Boomer Esiason .....	1984-92, 97
	100	Carson Palmer .....	2003-10
	73	Andy Dalton .....	2011-15
	62	Jeff Blake .....	1994-99

SEASON	22	Ken Anderson .....	1978
	22	Boomer Esiason .....	1990
	22	Jon Kitna .....	2001
	20	Carson Palmer .....	2007
	20	Carson Palmer .....	2010
	20	Andy Dalton .....	2013

GAME	5	Boomer Esiason .....	Oct. 16, 1988 at New England
	4	(nine times; most recently Andy Dalton, Dec. 29, 2013 vs. Baltimore)	

### PASSER RATING

CAREER	88.4	Andy Dalton .....	2011-15
	86.9	Carson Palmer .....	2003-10
	83.1	Boomer Esiason .....	1984-92, 97
	81.9	Ken Anderson .....	1971-86
	79.3	Jeff Blake .....	1994-99
	74.9	Virgil Carter .....	1970-73

NOTE: Minimum 500 attempts.

SEASON	106.3	Andy Dalton .....	2015
	101.1	Carson Palmer .....	2005
	98.4	Ken Anderson .....	1981
	97.4	Boomer Esiason .....	1988
	95.7	Ken Anderson .....	1974

NOTE: Minimum 14 attempts per games in season.

### LONGEST PASSES

94-td	Ken Anderson to Billy Brooks .....	Nov. 13, 1977 at Minnesota
90-td	Virgil Carter to Speedy Thomas .....	Sept. 19, 1971 vs. Philadelphia
88-td	Jeff Blake to Darnay Scott .....	Sept. 17, 1995 at Seattle
86-td	Boomer Esiason to Eddie Brown .....	Nov. 6, 1988 vs. Pittsburgh
85-td	Ken Anderson to Isaac Curtis .....	Dec. 12, 1976 at N.Y. Jets

### MOST 300-YARD GAMES

CAREER	23	Boomer Esiason .....	1984-92, 97
	19	Ken Anderson .....	1971-86
	17	Carson Palmer .....	2003-10
	17	Andy Dalton .....	2011-15
	8	Jeff Blake .....	1994-99

SEASON	5	Boomer Esiason .....	1987
	5	Carson Palmer .....	2007
	5	Andy Dalton .....	2013
	4	Ken Anderson .....	1982
	4	Boomer Esiason .....	1985
	4	Boomer Esiason .....	1989
	4	Carson Palmer .....	2010
	4	Andy Dalton .....	2015

CONSECUTIVE	4	Andy Dalton .....	2013 (Games 6-9)
	3	Ken Anderson .....	1984 (Games 1-3)
	3	Andy Dalton .....	2015 (Games 3-5)
	2	(many times; most recently Andy Dalton, 2012, Games 2-3)	



## RECEIVING

## TOTAL RECEPTIONS

CAREER	751	Chad Johnson	2001-10
	530	Carl Pickens	1992-99
	507	T.J. Houshmandzadeh	2001-08
	417	Cris Collinsworth	1981-88
	416	Isaac Curtis	1973-84
	415	A.J. Green	2011-15
SEASON	112	T.J. Houshmandzadeh	2007
	100	Carl Pickens	1996
	99	Carl Pickens	1995
	98	A.J. Green	2013
	97	Chad Johnson	2005
	97	A.J. Green	2012
GAME	13	Carl Pickens	Oct. 11, 1998 vs. Pittsburgh
	12	(10 times; most recently A.J. Green, Nov. 23, 2014 at Houston)	

## RECEIVING YARDS

CAREER	10,783	Chad Johnson	2001-10
	7101	Isaac Curtis	1973-84
	6887	Carl Pickens	1992-99
	6698	Cris Collinsworth	1981-88
	6171	A.J. Green	2011-15
SEASON	1440	Chad Johnson	2007
	1432	Chad Johnson	2005
	1426	A.J. Green	2013
	1369	Chad Johnson	2006
	1355	Chad Johnson	2003
GAME	260	Chad Johnson	Nov. 12, 2006 vs. San Diego
	227	A.J. Green	Sept. 27, 2015 at Baltimore
	224	A.J. Green	Dec. 7, 2014 vs. Pittsburgh
	222	Terrell Owens	Oct. 3, 2010 at Cleveland
	216	Eddie Brown	Nov. 6, 1988 vs. Pittsburgh

## AVERAGE YARDS PER RECEPTION

CAREER	17.07	Isaac Curtis (7101 yards/416 rec.)	1973-84
	16.90	Eddie Brown (6134 yards/363 rec.)	1985-91
	16.68	Tim McGee (4703 yards/282 rec.)	1986-92, 94-95
	16.06	Cris Collinsworth (6698 yards/417 rec.)	1981-88
	15.48	Darnay Scott (5975 yards/386 rec.)	1994-2001
SEASON	24.02	Eddie Brown (1273 yards/53 rec.)	1988
	22.57	Bob Trumpy (835 yards/37 rec.)	1969
	21.38	Eric Crabtree (855 yards/40 rec.)	1969
	21.23	Isaac Curtis (934 yards/44 rec.)	1975
	21.10	Isaac Curtis (633 yards/30 rec.)	1974

NOTE: Minimum 30 receptions.

## RECEIVING TOUCHDOWNS

CAREER	66	Chad Johnson	2001-10
	63	Carl Pickens	1992-99
	53	Isaac Curtis	1973-84
	45	A.J. Green	2011-15
	41	Eddie Brown	1985-91
SEASON	17	Carl Pickens	1995
	13	Tyler Eifert	2015
	12	Carl Pickens	1996
	12	T.J. Houshmandzadeh	2007
	11	Carl Pickens	1994
	11	A.J. Green	2012
	11	A.J. Green	2013
GAME	4	Marvin Jones	Oct. 27, 2013 vs. N.Y. Jets
	3	(many times; most recently Tyler Eifert, Nov. 5, 2015 vs. Cleveland)	

## LONGEST RECEPTIONS

94-td	Billy Brooks from Ken Anderson	Nov. 13, 1977 at Minnesota
90-td	Speedy Thomas from Virgil Carter	Sept. 19, 1971 vs. Philadelphia
88-td	Darnay Scott from Jeff Blake	Sept. 17, 1995 at Seattle
86-td	Eddie Brown from Boomer Esiason	Nov. 6, 1988 vs. Pittsburgh
85-td	Isaac Curtis from Ken Anderson	Dec. 12, 1976 at N.Y. Jets

## MOST 100-YARD GAMES

CAREER	31	Chad Johnson	2001-10
	24	A.J. Green	2011-15
	20	Isaac Curtis	1973-84
	19	Carl Pickens	1992-99
	18	Cris Collinsworth	1981-88
SEASON	6	A.J. Green	2013
	5	Eddie Brown	1988
	5	Tim McGee	1989
	5	Carl Pickens	1994
	5	Carl Pickens	1995
	5	Chad Johnson	2002
	5	Chad Johnson	2003
	5	Chad Johnson	2007
	5	A.J. Green	2012
	5	A.J. Green	2014
CONSECUTIVE	5	A.J. Green	2013 (Games 6-10)
	4	Carl Pickens	1994 (Games 10-13)
	3	Isaac Curtis	1973 (Games 13-14) to '74 (Game 1)
	3	Chad Johnson	2002 (Games 9-11)
	3	Chad Johnson	2006 (Games 9-11)
	3	T.J. Houshmandzadeh	2007 (Games 3-5)

## PUNTING

## TOTAL PUNTS

CAREER	746	Lee Johnson	1988-98
	700	Pat McInally	1976-85
	531	Kevin Huber	2009-15
	379	Kyle Larson	2004-08
	285	Dave Lewis	1970-73
SEASON	100	Kyle Larson	2008
	94	Daniel Pope	2000
	91	Pat McInally	1978
	91	Kevin Huber	2011
	90	Lee Johnson	1993

GAME	11	Lee Johnson	Nov. 2, 1997 vs. San Diego
	11	Kyle Larson	Nov. 16, 2008 vs. Philadelphia
	11	Kyle Larson	Nov. 30, 2008 vs. Baltimore
	11	Kevin Huber	Oct. 19, 2014 at Indianapolis

## PUNTING YARDS

CAREER	32,196	Lee Johnson	1988-98
	29,307	Pat McInally	1976-85
	23,785	Kevin Huber	2009-15
	15,900	Kyle Larson	2004-08
	12,447	Dave Lewis	1970-73
SEASON (total)	4023	Kevin Huber	2011
	3954	Lee Johnson	1993
	3945	Kyle Larson	2008
	3919	Pat McInally	1978
	3775	Daniel Pope	2000

SEASON (average per team game)	260.79	Dave Lewis (3651 yards/14 games)	1970
	251.44	Kevin Huber (4023 yards/16 games)	2011
	247.13	Lee Johnson (3954 yards/16 games)	1993
	246.56	Kyle Larson (3945 yards/16 games)	2008
	244.94	Pat McInally (3919 yards/16 games)	1978

GAME	558	Kevin Huber	Oct. 19, 2014 at Indianapolis
	483	Dave Lewis	Sept. 26, 1971 at Pittsburgh
	480	Kyle Larson	Nov. 30, 2008 vs. Baltimore
	474	Lee Johnson	Nov. 2, 1997 vs. San Diego
	465	Scott Fulhage	Oct. 4, 1987 vs. San Diego

## AVERAGE YARDS PER PUNT

CAREER	44.79	Kevin Huber (23,785 yards/531 punts)	2009-15
	43.67	Dave Lewis (12,447 yards/285 punts)	1970-73
	43.16	Lee Johnson (32,196 yards/746 punts)	1988-98
	41.95	Kyle Larson (15,900 yards/379 punts)	2004-08
	41.87	Pat McInally (29,307 yards/700 punts)	1976-85
	41.46	Dale Livingston (5805 yards/140 punts)	1968-69

NOTE: Minimum 100 punts.

SEASON	46.84	Kevin Huber (3419 yards/73 punts)	2014
	46.58	Kevin Huber (3540 yards/76 punts)	2012
	46.22	Dave Lewis (3651 yards/79 punts)	1970
	45.82	Kevin Huber (3116 yards/68 punts)	2015
	45.44	Pat McInally (3272 yards/72 punts)	1981

NOTE: Minimum 40 punts.

GAME	63.00	Will Brice (189 yds./three punts)	Sept. 12, 1999 at Tennessee
	55.67	Pat McInally (167 yds./three punts)	Sept. 27, 1981 vs. Buffalo
	55.50	Kevin Huber (222 yds./four punts)	Dec. 1, 2013 at San Diego
	55.00	Lee Johnson (220 yds./four punts)	Oct. 24, 1993 at Houston
	54.80	Pat McInally (274 yds./five punts)	Oct. 21, 1979 at Cleveland

NOTE: Minimum three punts.



(Regular-season individual records, continued)

### NET YARDS PER PUNT

<b>CAREER</b>	39.7	Kevin Huber .....	2009-15
	38.4	Dave Lewis .....	1970-73
	36.8	Dale Livingston .....	1968-69
	35.7	Kyle Larson .....	2004-08
	35.3	Lee Johnson .....	1988-98
	34.0	Pat McNally .....	1976-85

NOTE: Minimum 100 punts.

<b>SEASON</b>	42.10	Kevin Huber .....	2014
	41.97	Kevin Huber .....	2012
	40.50	Kevin Huber .....	2013
	40.48	Kevin Huber .....	2015
	39.27	Dale Livingston .....	1968

NOTE: Minimum 40 punts.

<b>GAME</b>	55.5	Kevin Huber .....	Dec. 1, 2013 at San Diego
	51.3	Lee Johnson .....	Nov. 6, 1994 at Seattle
	50.3	Kyle Larson .....	Dec. 9, 2007 vs. St. Louis
	50.3	Kevin Huber .....	Oct. 27, 2013 vs. N.Y. Jets
	49.0	Kevin Huber .....	Sept. 21, 2014 vs. Tennessee

NOTE: Minimum three punts.

### INSIDE-20 PUNTS

(SINCE 1976)

<b>CAREER</b>	186	Lee Johnson .....	1988-98
	182	Kevin Huber .....	2009-15
	157	Pat McNally .....	1976-85
	109	Kyle Larson .....	2004-08
	37	Nick Harris .....	2001-03

<b>SEASON</b>	33	Kevin Huber .....	2012
	28	Kyle Larson .....	2008
	28	Kevin Huber .....	2010
	27	Lee Johnson .....	1997
	27	Kevin Huber .....	2014

<b>GAME</b>	6	Lee Johnson .....	Nov. 2, 1997 vs. San Diego
	5	Pat McNally .....	Oct. 5, 1980 at Green Bay
	5	Pat McNally .....	Oct. 21, 1984 vs. Cleveland
	5	Kevin Huber .....	Sept. 13, 2009 vs. Denver
	5	Kevin Huber .....	Sept. 26, 2010 at Carolina

### LONGEST PUNTS

75	Kyle Larson .....	Oct. 9, 2005 at Jacksonville
75	Kevin Huber .....	Dec. 1, 2013 at San Diego
73	Brad Costello .....	Dec. 13, 1998 at Indianapolis
72	Will Brice .....	Sept. 12, 1999 at Tennessee
72	Kevin Huber .....	Oct. 10, 2010 vs. Tampa Bay

### PUNT RETURNS

#### TOTAL PUNT RETURNS

<b>CAREER</b>	153	Brandon Tate .....	2011-15
	140	Mike Martin .....	1983-89
	130	Lemar Parrish .....	1970-77
	91	Tommy Casanova .....	1972-77
	82	Adam Jones .....	2010-15

<b>SEASON</b>	51	Brandon Tate .....	2011
	43	Patrick Robinson .....	1993
	40	Quan Cosby .....	2009
	36	Brandon Tate .....	2013
	34	Craig Yeast .....	2000

<b>GAME</b>	7	Tony Davis .....	Nov. 27, 1977 vs. N.Y. Giants
	7	Craig Yeast .....	Sept. 10, 2000 vs. Cleveland
	7	Brandon Tate .....	Oct. 2, 2011 vs. Buffalo
	6	(seven times; most recently Brandon Tate, Oct. 31, 2013 at Miami)	

#### PUNT RETURN YARDS

<b>CAREER</b>	1411	Brandon Tate .....	2011-15
	1381	Mike Martin .....	1983-89
	1201	Lemar Parrish .....	1970-77
	933	Adam Jones .....	2010-15
	784	Tommy Casanova .....	1972-77

<b>SEASON</b>	543	Brandon Tate .....	2011
	474	Quan Cosby .....	2009
	376	Mike Martin .....	1984
	338	Lemar Parrish .....	1974
	336	Brandon Tate .....	2013

<b>GAME</b>	126	T.J. Houshmandzadeh .....	Nov. 25, 2001 at Cleveland
	114	Quan Cosby .....	Sept. 20, 2009 at Green Bay
	106	Tommy Casanova .....	Oct. 8, 1972 vs. Denver
	100	Carl Pickens .....	Sept. 20, 1992 at Green Bay
	95	Lemar Parrish .....	Oct. 6, 1974 vs. Washington

### AVERAGE YARDS PER PUNT RETURN

<b>CAREER</b>	11.38	Adam Jones (933 yards/82 ret.) .....	2010-15
	9.99	Quan Cosby (699 yards/70 ret.) .....	2009-10
	9.86	Mike Martin (1381 yards/140 ret.) .....	1983-89
	9.74	Peter Warrick (526 yards/54 ret.) .....	2000-04
	9.64	Corey Sawyer (482 yards/50 ret.) .....	1994-98
	9.24	Lemar Parrish (1201 yards/130 ret.) .....	1970-77

NOTE: Minimum 50 returns.

<b>SEASON</b>	18.778	Lemar Parrish (338 yards/18 ret.) .....	1974
	15.667	Mike Martin (376 yards/24 ret.) .....	1984
	12.045	Adam Jones (265 yards/22 ret.) .....	2014
	11.850	Quan Cosby (474 yards/40 ret.) .....	2009
	11.808	Corey Sawyer (307 yards/26 ret.) .....	1994

NOTE: Minimum 1.25 returns per game in season.

### PUNT RETURNS FOR TOUCHDOWNS

<b>CAREER</b>	4	Lemar Parrish .....	1970-77
	2	Mitchell Price .....	1990-93
	2	Craig Yeast .....	1999-2000
	2	Peter Warrick .....	2000-04

<b>SEASON</b>	2	Lemar Parrish .....	1974
	2	Craig Yeast .....	1999
	1	(many times; most recently Adam Jones, 2012)	

<b>GAME</b>	1	(many times; most recently Adam Jones, Sept. 16, 2012 vs. Cleveland)	
-------------	---	--	--

### LONGEST PUNT RETURNS

95-td	Carl Pickens .....	Sept. 20, 1992 at Green Bay
90-td	Lemar Parrish .....	Oct. 6, 1974 vs. Washington
86-td	Craig Yeast .....	Nov. 21, 1999 vs. Baltimore
86	T.J. Houshmandzadeh .....	Nov. 25, 2001 at Cleveland
82-td	Corey Sawyer .....	Sept. 25, 1994 at Houston
82-td	Peter Warrick .....	Dec. 17, 2000 vs. Jacksonville

### KICKOFF RETURNS

#### TOTAL KICKOFF RETURNS

<b>CAREER</b>	146	Tremain Mack .....	1997-2000
	145	Brandon Tate .....	2011-15
	136	Stanford Jennings .....	1984-90
	122	Glenn Holt .....	2006-08
	115	Eric Ball .....	1989-94

<b>SEASON</b>	64	Tab Perry .....	2005
	59	Glenn Holt .....	2007
	56	Bernard Scott .....	2010
	55	Deacon Turner .....	1979
	53	Brandon Bennett .....	2003

<b>GAME</b>	8	Eric Bieniemy .....	Nov. 30, 1997 at Philadelphia
	8	Tab Perry .....	Nov. 20, 2005 vs. Indianapolis
	7	(many times; most recently Brandon Tate, Oct. 5, 2014 at New England)	

#### KICKOFF RETURN YARDS

<b>CAREER</b>	3583	Tremain Mack .....	1997-2000
	3517	Brandon Tate .....	2011-15
	2961	Glenn Holt .....	2006-08
	2752	Stanford Jennings .....	1984-90
	2498	Brandon Bennett .....	1998-2003

<b>SEASON</b>	1562	Tab Perry .....	2005
	1432	Glenn Holt .....	2007
	1382	Tremain Mack .....	1999
	1257	Bernard Scott .....	2010
	1231	Brandon Bennett .....	2002

<b>GAME</b>	228	Brandon Bennett .....	Nov. 10, 2002 at Baltimore
	212	Tremain Mack .....	Nov. 1, 1998 vs. Denver
	206	Bernard Scott .....	Nov. 15, 2009 at Pittsburgh
	201	Eric Bieniemy .....	Oct. 26, 1997 at N.Y. Giants
	197	Tab Perry .....	Dec. 4, 2005 at Pittsburgh

### AVERAGE YARDS PER KICKOFF RETURN

<b>CAREER</b>	24.66	Lemar Parrish (1504 yards/61 ret.) .....	1970-77
	24.54	Tremain Mack (3583 yards/146 ret.) .....	1997-2000
	24.48	Bernard Scott (1787 yards/73 ret.) .....	2009-12
	24.27	Glenn Holt (2961 yards/122 ret.) .....	2006-08
	24.26	Brandon Tate (3517 yards/145 ret.) .....	2011-15
	23.94	Bernard Jackson (2298 yards/96 ret.) .....	1972-76

NOTE: Minimum 50 returns.

<b>SEASON</b>	31.26	Adam Jones (844 yards/27 ret.) .....	2014
	27.10	Tremain Mack (1382 yards/51 ret.) .....	1999
	26.11	Brandon Tate (914 yards/35 ret.) .....	2013
	25.89	Tremain Mack (1165 yards/45 ret.) .....	1998
	25.37	Willie Shelby (761 yards/30 ret.) .....	1976

NOTE: Minimum 1.25 returns per games in season.

(Regular-season individual records, continued)

#### KICKOFF RETURNS FOR TOUCHDOWNS

<b>CAREER</b>	2	Tremain Mack .....	1997-2000
<b>SEASON</b>	1	(many times; most recently Bernard Scott, 2009)	
<b>GAME</b>	1	(many times; most recently Bernard Scott, Nov. 15, 2009 at Pittsburgh)	

#### LONGEST KICKOFF RETURNS

102-td	Eric Bieniemy .....	Oct. 26, 1997 at N.Y. Giants
100-td	Glenn Holt .....	Nov. 4, 2007 at Buffalo
99-td	Tremain Mack .....	Nov. 14, 1999 vs. Tennessee
98-td	Stanford Jennings .....	Nov. 13, 1988 at Kansas City
97-td	Willie Shelby .....	Oct. 3, 1976 at Cleveland
97-td	Tremain Mack .....	Sept. 27, 1998 at Baltimore
97	Adam Jones .....	Oct. 12, 2014 vs. Carolina

#### INTERCEPTIONS

##### TOTAL INTERCEPTIONS

<b>CAREER</b>	65	Ken Riley .....	1969-83
	33	Louis Breeden .....	1978-87
	31	David Fulcher .....	1986-92
	26	Leon Hall .....	2007-15
	25	Lemar Parrish .....	1970-77
<b>SEASON</b>	10	Deltha O'Neal .....	2005
	9	Ken Riley .....	1976
	8	Ken Riley .....	1983
	8	David Fulcher .....	1989
	8	Ashley Ambrose .....	1996
	8	Tory James .....	2004
	8	Reggie Nelson .....	2015
<b>GAME</b>	3	Lemar Parrish .....	Dec. 17, 1972 at Houston
	3	Ken Riley .....	Dec. 12, 1976 at N.Y. Jets
	3	Louis Breeden .....	Dec. 14, 1980 at Chicago
	3	Ken Riley .....	Nov. 28, 1982 vs. L.A. Raiders
	3	David Fulcher .....	Oct. 1, 1989 at Kansas City
	3	David Fulcher .....	Dec. 17, 1989 vs. Houston
	3	Deltha O'Neal .....	Sept. 18, 2005 vs. Minnesota
	3	Leon Hall .....	Dec. 21, 2008 at Cleveland

##### INTERCEPTION RETURN YARDS

<b>CAREER</b>	596	Ken Riley .....	1969-83
	558	Louis Breeden .....	1978-87
	354	Lemar Parrish .....	1970-77
	333	Reggie Nelson .....	2010-15
	305	Ray Griffin .....	1978-84
<b>SEASON</b>	167	Ray Griffin .....	1979
	145	Louis Breeden .....	1981
	141	Ken Riley .....	1976
	126	Darryl Williams .....	1993
	121	Ray Horton .....	1983
<b>GAME</b>	107	James Francis .....	Nov. 22, 1992 vs. Detroit
	102	Louis Breeden .....	Nov. 8, 1981 at San Diego
	102	Artrell Hawkins .....	Nov. 3, 2002 at Houston
	97	Darryl Williams .....	Nov. 7, 1993 vs. Pittsburgh
	96	Ray Griffin .....	Nov. 11, 1979 vs. San Diego

#### LONGEST INTERCEPTION RETURNS

102-td	Louis Breeden .....	Nov. 8, 1981 at San Diego
102-td	Artrell Hawkins .....	Nov. 3, 2002 at Houston
97-td	Darryl Williams .....	Nov. 7, 1993 vs. Pittsburgh
96-td	Ray Griffin .....	Nov. 11, 1979 vs. San Diego
75-td	Reggie Nelson .....	Oct. 30, 2011 at Seattle

#### INTERCEPTION RETURNS FOR TOUCHDOWNS

<b>CAREER</b>	5	Ken Riley .....	1969-83
	4	Lemar Parrish .....	1970-77
	3	Ray Griffin .....	1978-84
	3	James Griffin .....	1983-85
	3	James Francis .....	1990-98
	3	Johnathan Joseph .....	2006-10
	3	Leon Hall .....	2007-15
<b>SEASON</b>	2	Lemar Parrish .....	1972
	2	Tommy Casanova .....	1976
	2	Scott Perry .....	1978
	2	Ray Griffin .....	1980
	2	Ken Riley .....	1983
<b>GAME</b>	2	Lemar Parrish .....	Dec. 17, 1972 at Houston

#### SACKS

##### TOTAL SACKS

(SINCE 1976)

<b>CAREER</b>	83.5	Eddie Edwards .....	1977-88
	62.5	Reggie Williams .....	1976-89
	59.0	Ross Browner .....	1978-86
	49.0	Carlos Dunlap .....	2010-15
	43.5	Justin Smith .....	2001-07
<b>SEASON</b>	22.0	Coy Bacon .....	1976
	13.5	Carlos Dunlap .....	2015
	13.0	Eddie Edwards .....	1983
	12.5	Geno Atkins .....	2012
	12.0	Eddie Edwards .....	1980
<b>GAME</b>	5.0	Eddie Edwards .....	Dec. 21, 1980 vs. Cleveland
	5.0	Antwan Odom .....	Sept. 20, 2009 at Green Bay
	4.0	Alfred Williams .....	Oct. 16, 1994 at Pittsburgh
	3.5	Gerald Dixon .....	Dec. 21, 1997 vs. Baltimore
	3.0	(many times; most recently Carlos Dunlap, Dec. 28, 2015 at Denver)	

# REGULAR-SEASON TEAM RECORDS

## WINS/LOSSES

### GAMES WON

SEASON	12	1981
	12	1988
	12	2015
	11	1975
	11	2005
	11	2013

### HIGHEST WINNING PERCENTAGE

SEASON	.786	1975 (11-3)
	.750	1981 (12-4)
	.750	1988 (12-4)
	.750	2015 (12-4)
	.714	1973 (10-4)
	.714	1976 (10-4)

### CONSECUTIVE GAMES WON

ALL GAMES	8	1970 (Games 8-14) and 1971 (Game 1)
	8	2015 (Games 1-8)
	7	1973 (Games 9-14) and 1974 (Game 1)

ONE SEASON	8	2015 (Games 1-8)
	7	1970 (Games 8-14)
	6	1973 (Games 9-14)
	6	1975 (Games 1-6)
	6	1988 (Games 1-6)

HOME GAMES	11	2012 (one), 2013 (eight) and 2014 (two)
	10	1988 (eight) and 1989 (two)
	9	1975 (three) and 1976 (six)
	9	2012 (one) and 2013 (eight)
	8	1973 (seven) and 1974 (one)

ROAD GAMES	5	2008 (one) and 2009 (four)
	4	(seven times; most recently 2015)

### GAMES LOST

SEASON	14	2002
	13	(four times; most recently 1998)

### LOWEST WINNING PERCENTAGE

SEASON	.125 (2-14)	2002
	.188 (3-13)	(four times; most recently 1998)

### CONSECUTIVE GAMES LOST

ALL GAMES	11	1992 (Game 16) and 1993 (Games 1-10)
	10	2010 (Games 4-13)
	9	1977 (Game 14) and 1978 (Games 1-8)
	9	1993 (Game 16) and 1994 (Games 1-8)
	9	1998 (Games 6-14)

HOME GAMES	11	1998 (five) and 1999 (six)
	7	2002
	6	1987
	6	1992 (one) and 1993 (five)

ROAD GAMES	15	1992 (three), 1993 (eight) and 1994 (four)
	10	1979 (eight) and 1980 (two)
	10	1990 (two) and 1991 (eight)

ONE SEASON	10	1993 (Games 1-10)
	10	2010 (Games 4-13)
	9	1998 (Games 6-14)
	8	(four times; most recently 2008, Games 1-8)

## SCORING

### POINTS SCORED

SEASON	448	1988
	441	1985
	430	2013
	421	1981
	421	2005

GAME	61	Dec. 17, 1972 at Houston
	61	Dec. 17, 1989 vs. Houston
	58	Nov. 28, 2004 vs. Cleveland
	56	Oct. 29, 1989 vs. Tampa Bay
	55	Nov. 6, 1983 at Houston

HALF	45	Dec. 17, 1972 at Houston .....2nd half
	41	Dec. 21, 1975 vs. San Diego .....1st half
	38	Dec. 20, 1970 vs. Boston .....1st half
	38	Nov. 20, 1983 vs. Houston .....1st half

QUARTER	31	Nov. 17, 2013 vs. Cleveland .....2nd quarter
	28	Dec. 17, 1972 at Houston .....4th quarter
	28	Oct. 23, 1988 vs. Houston .....1st quarter
	28	Nov. 19, 1989 vs. Detroit .....2nd quarter
	27	Oct. 5, 1986 at Green Bay .....2nd quarter
	27	Dec. 21, 1975 vs. San Diego .....1st quarter

*NOTE: The Bengals' highest point total in a third quarter is 21 (five times), most recently Dec. 17, 1989 vs. Houston.*

### TOUCHDOWNS

SEASON	59	1988
	54	2013
	53	1985
	52	1989
	51	1981
	51	1986

GAME	8	Oct. 29, 1989 vs. Tampa Bay
	8	Dec. 17, 1989 vs. Houston
	7	(eight times; most recently Oct. 27, 2013 vs. N.Y. Jets)

### RUSHING TOUCHDOWNS

SEASON	27	1988
	24	1983
	24	1986
	23	1979
	23	1997

GAME	5	Nov. 6, 1983 at Houston
	5	Oct. 23, 1988 vs. Houston
	4	(eight times; most recently Oct. 4, 2015 vs. Kansas City)

### PASSING TOUCHDOWNS

SEASON	33	2013
	32	1989
	32	2005
	31	1985
	31	2015

GAME	6	Oct. 29, 1989 vs. Tampa Bay
	6	Sept. 16, 2007 at Cleveland
	5	Dec. 21, 1986 vs. N.Y. Jets
	5	Dec. 17, 1989 vs. Houston
	5	Oct. 25, 2009 vs. Chicago
	5	Oct. 27, 2013 vs. N.Y. Jets

### POINTS AFTER TOUCHDOWNS

SEASON	56	1988
	52	2013
	50	1986
	50	1989
	49	1981
	49	1985

GAME	8	Oct. 29, 1989 vs. Tampa Bay
	7	(seven times; most recently Oct. 27, 2013 vs. N.Y. Jets)

FIELD GOALS		
SEASON	33	2011
(total)	31	2007
	30	2012
	29	1995
	28	1994
	28	2005
SEASON	2.06	2011 (33 field goals/16 games)
(average per	1.94	2007 (31 field goals/16 games)
team game)	1.93	1972 (27 field goals/14 games)
	1.88	2012 (30 field goals/16 games)
	1.81	1995 (29 field goals/16 games)
	1.79	1970 (25 field goals/14 games)
GAME	7	Nov. 11, 2007 at Baltimore
	6	Nov. 6, 1994 at Seattle
	5	(seven times; most recently Sept. 7, 2014 at Baltimore)
SAFETIES		
SEASON	3	1993
	2	(four times; most recently 1995)
GAME	1	(many times; most recently Nov. 23, 2014 at Houston)
OFFENSE		
FIRST DOWNS		
SEASON	361	1981
	351	1988
	348	1986
	348	1989
	344	1985
GAME	35	Dec. 17, 1989 vs. Houston
	34	Nov. 17, 1975 vs. Buffalo
	34	Dec. 7, 1975 at Philadelphia
	34	Nov. 27, 1988 vs. Buffalo
	34	Dec. 4, 1997 vs. Tennessee
TOTAL NET YARDS		
SEASON	6490	1986
	6101	1989
	6057	1988
	5968	1981
	5900	1985
GAME	621	Dec. 21, 1986 vs. N.Y. Jets
	584	Dec. 7, 1986 at New England
	584	Dec. 17, 1989 vs. Houston
	582	Oct. 7, 1990 at L.A. Rams
	571	Nov. 22, 1981 vs. Denver
NET YARDS RUSHING		
SEASON	2710	1988
	2533	1986
	2483	1989
	2329	1979
	2314	2000
GAME	407	Oct. 22, 2000 vs. Denver
	300	Dec. 7, 1986 at New England
	292	Dec. 3, 2000 vs. Arizona
	279	Dec. 12, 1999 vs. Cleveland
	276	Dec. 4, 1997 vs. Tennessee
RUSHING ATTEMPTS		
SEASON	563	1988
	560	1979
	542	1983
	540	1984
	538	1987
GAME	61	Oct. 11, 1987 at Seattle
	57	Nov. 9, 2003 vs. Houston
	55	Oct. 14, 1973 vs. Pittsburgh
	55	Dec. 4, 1977 at Kansas City
	55	Dec. 4, 1983 at Pittsburgh
AVERAGE YARDS PER RUSHING ATTEMPT		
SEASON	4.862	1986 (2533 yards/521 att.)
	4.813	1988 (2710 yards/563 att.)
	4.694	1989 (2483 yards/529 att.)
	4.675	2000 (2314 yards/495 att.)
	4.640	1999 (2051 yards/442 att.)

NET YARDS PASSING		
SEASON	4136	2013
(total)	4012	2007
	3995	1981
	3957	1986
	3923	2015
SEASON	259.89	1982 (2339 yards/nine games)
(average per	258.50	2013 (4136 yards/16 games)
team game)	250.75	2007 (4012 yards/16 games)
	249.69	1981 (3995 yards/16 games)
	247.31	1986 (3957 yards/16 games)
GAME	483	Oct. 7, 1990 at L.A. Rams
	447	Nov. 19, 1989 vs. Detroit
	441	Nov. 17, 1975 vs. Buffalo
	417	Nov. 12, 2006 vs. San Diego
	416	Dec. 21, 1986 vs. N.Y. Jets
PASSING ATTEMPTS		
SEASON	602	2001
	591	2002
	590	2010
	587	2013
	586	1995
GAME	68	Dec. 30, 2001 vs. Pittsburgh
	56	Dec. 20, 1982 at San Diego
	54	Dec. 25, 1989 at Minnesota
	53	Nov. 22, 1987 vs. Pittsburgh
	53	Oct. 31, 2013 at Miami
COMPLETIONS		
SEASON	373	2007
	365	2010
	364	2013
	362	2005
	350	2002
GAME	40	Dec. 20, 1982 at San Diego
	37	Nov. 18, 2007 vs. Arizona
	36	Oct. 24, 2010 at Atlanta
	35	Dec. 30, 2001 vs. Pittsburgh
	34	Sept. 12, 2010 at New England
PASSES HAD INTERCEPTED		
SEASON	30	1978
	26	2001
	25	1980
	23	1990
	22	(four times; most recently 2004)
GAME	5	(six times; most recently Nov. 25, 2001 at Cleveland)
FEWEST SACKS ALLOWED		
SEASON	17	2007
(total)	21	2005
	23	2014
	24	1972
	24	1973
SEASON	1.06	2007 (17 sacks/16 games)
(average per	1.31	2005 (21 sacks/16 games)
team game)	1.44	2014 (23 sacks/16 games)
	1.56	1995 (25 sacks/16 games)
	1.56	2011 (25 sacks/16 games)
MOST SACKS ALLOWED		
SEASON	63	1979
(total)	57	1969
	53	1993
	53	1998
	52	2000
SEASON	4.07	1969 (57 sacks/14 games)
(average per	3.94	1979 (63 sacks/16 games)
team game)	3.31	1993 (53 sacks/16 games)
	3.31	1998 (53 sacks/16 games)
	3.25	2000 (52 sacks/16 games)
GAME	10	Oct. 19, 1969 vs. Denver
	10	Nov. 29, 1992 vs. Pittsburgh
	10	Oct. 13, 1996 at Pittsburgh

**DEFENSE****FEWEST POINTS ALLOWED**

<b>SEASON</b>	177	1982 (strike season with nine games)
(total)	210	1976
	229	1972
	231	1973
	235	1977

<b>SEASON</b>	15.00	1976 (210 points/14 games)
(average per	16.36	1972 (229 points/14 games)
team game)	16.50	1973 (231 points/14 games)
	16.79	1977 (235 points/14 games)
	17.44	2015 (279 points/16 games)

<b>GAME</b>	0	(many times; most recently Dec. 14, 2014 at Cleveland)
-------------	---	--

**MOST POINTS ALLOWED**

<b>SEASON</b>	460	1999
	456	2002
	452	1998
	437	1985
	435	1991

<b>GAME</b>	52	Dec. 8, 2002 at Carolina
	51	Sept. 9, 1979 at Buffalo
	51	Sept. 16, 2007 at Cleveland
	50	Dec. 20, 1982 at San Diego
	49	Nov. 19, 1995 vs. Pittsburgh
	49	Nov. 12, 2006 vs. San Diego
	49	Nov. 21, 2010 vs. Buffalo

<b>HALF</b>	42	Nov. 12, 2006 vs. San Diego (2nd half)
	41	Sept. 9, 1979 at Buffalo (2nd half)
	36	Nov. 19, 1995 vs. Pittsburgh (2nd half)
	36	Dec. 8, 2002 at Carolina (2nd half)

**FEWEST FIRST DOWNS ALLOWED**

<b>GAME</b>	5	Dec. 14, 2014 at Cleveland
	6	Oct. 14, 1973 vs. Pittsburgh
	6	Dec. 12, 1976 at N.Y. Jets
	7	Sept. 26, 1976 vs. Green Bay
	8	Nov. 30, 1969 at Buffalo
	8	Dec. 20, 1970 vs. Boston
	8	Nov. 28, 1971 vs. San Diego

**FEWEST TOTAL NET YARDS ALLOWED**

<b>SEASON</b>	2,893	1982 (strike season with nine games)
(total)	3,552	1972
	3,670	1976
	3,705	1973
	3,906	1971

<b>SEASON</b>	253.71	1972 (3552 yards/14 games)
(average per	262.14	1976 (3670 yards/14 games)
team game)	264.64	1973 (3705 yards/14 games)
	270.44	1983 (4327 yards/16 games)
	279.00	1971 (3906 yards/14 games)

<b>GAME</b>	36	Sept. 26, 1976 vs. Green Bay
	72	Dec. 12, 1976 at N.Y. Jets
	107	Dec. 14, 2014 at Cleveland
	130	Nov. 28, 1971 vs. San Diego
	137	Sept. 17, 1972 at New England

**FEWEST NET YARDS RUSHING ALLOWED**

<b>GAME</b>	11	Dec. 12, 1999 vs. Cleveland
	22	Dec. 23, 1990 vs. Houston
	25	Sept. 19, 2004 vs. Miami
	26	Sept. 19, 1982 at Pittsburgh
	27	Oct. 13, 1985 vs. N.Y. Giants
	27	Sept. 15, 1996 vs. New Orleans

**MOST NET YARDS RUSHING ALLOWED**

<b>GAME</b>	313	Oct. 26, 1969 at Kansas City
	309	Dec. 7, 1969 at Oakland
	293	Nov. 12, 1972 vs. Oakland
	281	Dec. 22, 1985 at New England
	275	Oct. 7, 2001 at Pittsburgh

**FEWEST NET YARDS PASSING ALLOWED**

<b>GAME</b>	-35	Sept. 26, 1976 vs. Green Bay
	-4	Oct. 4, 1981 at Houston
	3	Sept. 15, 1974 vs. Cleveland
	8	Dec. 12, 1976 at N.Y. Jets
	19	Nov. 24, 1991 vs. L.A. Raiders

**MOST NET YARDS PASSING ALLOWED**

<b>GAME</b>	504	Nov. 19, 2006 at New Orleans
	486	Dec. 20, 1982 at San Diego
	443	Oct. 13, 1985 vs. New York Giants
	442	Oct. 1, 1995 vs. Miami
	437	Dec. 5, 1999 vs. San Francisco

**INTERCEPTIONS**

<b>SEASON</b>	34	1996
	31	2005
	27	1971
	26	1976
	25	1984

<b>GAME</b>	6	Nov. 28, 1971 vs. San Diego
	6	Dec. 12, 1976 at N.Y. Jets

**SACKS**

<b>SEASON</b>	51	2012
(total)	48	2001
	46	1976
	45	1992
	45	2011

<b>SEASON</b>	3.29	1976 (46 sacks/14 games)
(average per	3.19	2012 (51 sacks/16 games)
team game)	3.07	1973 (43 sacks/14 games)
	3.00	2001 (48 sacks/16 games)
	2.81	1992 (45 sacks/16 games)
	2.81	2011 (45 sacks/16 games)

<b>GAME</b>	8	Oct. 16, 1994 at Pittsburgh
	8	Dec. 9, 2001 vs. Jacksonville
	7	(nine times; most recently Sept. 10, 2006 at Kansas City)

**PENALTIES****FEWEST PENALTIES INCURRED**

<b>SEASON</b>	50	1969
	55	1968
	56	1982 (strike season with nine games)
	69	1998
	71	1970

**FEWEST PENALTY YARDS INCURRED**

<b>SEASON</b>	475	1982 (strike season with nine games)
(total)	556	1969
	586	1968
	591	2008
	618	1994

<b>SEASON</b>	36.94	2008 (591 yards/16 games)
(average per	38.63	1994 (618 yards/16 games)
team game)	38.75	1998 (620 yards/16 games)
	39.19	1990 (627 yards/16 games)
	39.71	1969 (556 yards/14 games)

**MOST PENALTIES INCURRED**

<b>SEASON</b>	126	1999
	118	1980
	114	2009
	111	1986
	111	2015

<b>GAME</b>	17	Sept. 18, 2005 vs. Minnesota
	16	Oct. 6, 1985 vs. N.Y. Jets
	16	Nov. 7, 1999 at Seattle
	15	(three times; most recently Nov. 21, 1999 vs. Baltimore)

**MOST PENALTY YARDS INCURRED**

<b>SEASON</b>	1027	1999
(total)	1000	2013
	956	1978
	949	1980
	921	1971

<b>SEASON</b>	65.79	1971 (921 yards/14 games)
(average per	64.19	1999 (1027 yards/16 games)
team game)	62.50	2013 (1000 yards/16 games)
	61.36	1977 (859 yards/14 games)
	59.75	1978 (956 yards/16 games)

<b>GAME</b>	134	Nov. 10, 2013 at Baltimore
	133	Oct. 1, 1978 at San Francisco
	132	Nov. 1, 1987 vs. Houston

# OPPONENTS' INDIVIDUAL RECORDS

## SCORING

### TOTAL POINTS

<b>GAME</b>	24	Roland Hooks, Sept. 9, 1979 at Buffalo (four rushing TDs)
	24	Az-Zahir Hakim, Oct. 3, 1999 vs. St. Louis (three receiving TDs/one punt return TD)
	24	LaDainian Tomlinson, Nov. 12, 2006 vs. San Diego (four rushing TDs)

### TOUCHDOWNS

<b>GAME</b>	4	Roland Hooks, Sept. 9, 1979 at Buffalo (four rushing TDs)
	4	Az-Zahir Hakim, Oct. 3, 1999 vs. St. Louis (three rec. TDs/one PR TD)
	4	LaDainian Tomlinson, Nov. 12, 2006 vs. San Diego (four rushing TDs)

### FIELD GOALS

<b>GAME</b>	7	Cairo Santos, Oct. 4, 2015 vs. Kansas City (seven for seven)
	5	(eight times; most recently Stephen Gostkowski, Oct. 5, 2014 vs. New England [five for five])

### LONGEST FIELD GOALS

60	Steve Cox, Oct. 21, 1984 vs. Cleveland
58	Robbie Gould, Sept. 8, 2013 at Chicago
55	Sebastian Janikowski, Nov. 25, 2012 vs. Oakland
54	Eddie Murray, Dec. 11, 1983 vs. Detroit
54	Dan Carpenter, Oct. 31, 2010 vs. Miami
54	Phil Dawson, Nov. 27, 2011 vs. Cleveland

## RUSHING

### TOTAL RUSHING ATTEMPTS

<b>GAME</b>	45	Jamie Morris, Dec. 17, 1988 vs. Washington (OT) (152 rushing yards)
	41	Franco Harris, Oct. 17, 1976 at Pittsburgh (143 rushing yards)
	40	Adrian Murrell, Sept. 28, 1997 vs. N.Y. Jets (156 rushing yards)

### RUSHING YARDS

<b>GAME</b>	227	Priest Holmes, Nov. 22, 1998 vs. Baltimore (36 attempts)
	216	Jamal Lewis, Sept. 16, 2007 at Cleveland (27 attempts)
	215	Terrell Davis, Sept. 21, 1997 at Denver (27 attempts)
	202	Earl Campbell, Oct. 26, 1980 at Houston (27 attempts)
	201	Larry Johnson, Jan. 1, 2006 at Kansas City (26 attempts)

### RUSHING TOUCHDOWNS

<b>GAME</b>	4	Roland Hooks, Sept. 9, 1979 at Buffalo
	4	LaDainian Tomlinson, Nov. 12, 2006 vs. San Diego
	3	(many times; most recently Larry Johnson, Jan. 1, 2006 at Kansas City)

### LONGEST RUSHES

92-td	Bo Jackson, Nov. 5, 1989 at L.A. Raiders
88	Bo Jackson, Dec. 16, 1990 at L.A. Raiders
80-td	Warren McVea, Oct. 26, 1969 at Kansas City

## PASSING

### TOTAL PASSING ATTEMPTS

<b>GAME</b>	63	Elvis Grbac, Sept. 23, 2001 vs. Baltimore (33 completions)
	62	Phil Simms, Oct. 13, 1985 vs. N.Y. Giants (40 completions)
	62	Joe Flacco, Sept. 7, 2014 at Baltimore (35 completions)
	58	Donovan McNabb, Nov. 16, 2008 vs. Philadelphia (28 completions)
	56	Jason Campbell, Nov. 17, 2013 vs. Cleveland (27 completions)

### COMPLETIONS

<b>GAME</b>	40	Phil Simms, Oct. 13, 1985 vs. N.Y. Giants (62 attempts)
	37	Drew Brees, Nov. 19, 2006 at New Orleans (52 attempts)
	35	Joe Flacco, Sept. 7, 2014 at Baltimore (62 attempts)
	33	Dan Marino, Oct. 1, 1995 vs. Miami (48 attempts)
	33	Elvis Grbac, Sept. 23, 2001 vs. Baltimore (63 attempts)

### PASSING YARDS

<b>GAME</b>	513	Phil Simms, Oct. 13, 1985 vs. N.Y. Giants (40 completions/62 attempts)
	510	Drew Brees, Nov. 19, 2006 at New Orleans (37 completions/52 attempts)
	450	Dan Marino, Oct. 1, 1995 vs. Miami (33 completions/48 attempts)
	437	Jeff Garcia, Dec. 5, 1999 vs. San Francisco (33 completions/49 attempts)
	435	Dan Fouts, Dec. 20, 1982 at San Diego (25 completions, 40 attempts)

### TOUCHDOWN PASSES

<b>GAME</b>	5	Warren Moon, Oct. 14, 1990 at Houston
	5	Jim Kelly, Oct. 21, 1991 at Buffalo
	5	Warren Moon, Oct. 11, 1992 vs. Houston
	5	Kelly Holcomb, Nov. 28, 2004 vs. Cleveland
	5	Derek Anderson, Sept. 16, 2007 at Cleveland

### PASSES HAD INTERCEPTED

<b>GAME</b>	5	Daryle Lamonica, Nov. 2, 1969 vs. Oakland (44 passes)
	5	Daunte Culpepper, Sept. 18, 2005 vs. Minnesota (37 passes)
	5	Kyle Orton, Sept. 25, 2005 at Chicago (39 passes)
	5	Brett Favre, Oct. 30, 2005 vs. Green Bay (39 passes)

## LONGEST PASSES

99-td	Jeff Garcia to Andre' Davis.....	Oct. 17, 2004 at Cleveland
94-td	Ben Roethlisberger to Martavis Bryant.....	Dec. 7, 2014 vs. Pittsburgh
87-td	Jerry Rhome to Charlie Joiner.....	Dec. 13, 1970 at Houston
87-td	Kyle Orton to Brandon Stokley.....	Sept. 13, 2009 vs. Denver
84-td	Jim Kelly to Chris Burkett.....	Sept. 14, 1986 vs. Buffalo
84-td	Jay Schroeder to Willie Gault.....	Nov. 5, 1989 at L.A. Raiders

## RECEIVING

### TOTAL RECEPTIONS

<b>GAME</b>	14	Jimmy Smith, Jan. 2, 2000 at Jacksonville (165 receiving yards)
	13	Art Monk, Dec. 15, 1985 at Washington (230 receiving yards)
	13	Hines Ward, Nov. 30, 2003 at Pittsburgh (149 receiving yards)
	13	Steve Smith, Sept. 27, 2015 at Baltimore (186 receiving yards)
	12	Mark Bavaro, Oct. 13, 1985 vs. N.Y. Giants (176 receiving yards)

### RECEIVING YARDS

<b>GAME</b>	260	Wes Chandler, Dec. 20, 1982 at San Diego (10 receptions)
	230	Art Monk, Dec. 15, 1985 at Washington (13 receptions)
	220	James Lofton, Oct. 21, 1991 at Buffalo (eight receptions)
	201	Roddy White, Oct. 24, 2010 at Atlanta (11 receptions)

### RECEIVING TOUCHDOWNS

<b>GAME</b>	3	Warren Wells, Dec. 7, 1969 at Oakland
	3	Roger Carr, Sept. 19, 1976 at Baltimore
	3	Haywood Jeffries, Oct. 11, 1992 vs. Houston
	3	Haywood Jeffries, Nov. 14, 1993 vs. Houston
	3	Az-Zahir Hakim, Oct. 3, 1999 vs. St. Louis
	3	Steve Heiden, Nov. 28, 2004 vs. Cleveland
	3	Marvin Harrison, Dec. 18, 2006 at Indianapolis
	3	Stevie Johnson, Nov. 21, 2010 vs. Buffalo

## PUNTING

### TOTAL PUNTS

<b>GAME</b>	12	Bill Van Heusen, Oct. 6, 1968 at Denver (532 punting yards)
	12	Josh Miller, Oct. 15, 2000 at Pittsburgh (526 punting yards)

### LONGEST PUNTS

76	Lee Johnson, Sept. 9, 2001 vs. New England
74	Dan Pastorini, Oct. 24, 1976 at Houston
74	Brad Wing, Dec. 7, 2014 vs. Pittsburgh
72	Brian Hansen, Oct. 17, 1993 vs. Cleveland
72	Sean Landeta, Sept. 20, 1998 vs. Green Bay
72	Josh Miller, Nov. 30, 2003 at Pittsburgh

## PUNT RETURNS

### PUNT RETURN YARDS

<b>GAME</b>	153	Steve Smith, Dec. 8, 2002 at Carolina (three returns)
	127	Billy "White Shoes" Johnson, Oct. 5, 1975 at Houston (six returns)
	120	Josh Cribbs, Oct. 4, 2009 at Cleveland (six returns)

### LONGEST PUNT RETURNS

95-td	Lamont Brightful, Nov. 10, 2002 at Baltimore
92-td	Eric Metcalf, Sept. 4, 1994 vs. Cleveland
87-td	Jermaine Lewis, Sept. 27, 1998 at Baltimore
87-td	Steve Smith, Dec. 8, 2002 at Carolina

## KICKOFF RETURNS

### KICKOFF RETURN YARDS

<b>GAME</b>	229	Desmond Howard, Oct. 28, 2001 at Detroit (five returns)
	220	Terrence McGee, Dec. 24, 2005 vs. Buffalo (five returns)
	212	Richard Alston, Nov. 28, 2004 vs. Cleveland (10 returns)

### LONGEST KICKOFF RETURNS

105-td	Mercury Morris, Sept. 14, 1969 vs. Miami
105-td	Trindon Holliday, Nov. 4, 2012 vs. Denver
103-td	Bob Gresham, Sept. 23, 1973 vs. Houston
101-td	Derrick Mason, Nov. 18, 2001 vs. Tennessee
100-td	Max Anderson, Sept. 22, 1968 vs. Buffalo
100-td	Jon Vaughn, Dec. 20, 1992 vs. New England

## INTERCEPTIONS

### TOTAL INTERCEPTIONS


<b>GAME</b>	3	Mike Wagner, Oct. 28, 1973 at Pittsburgh
	3	Lee Roy Jordan, Nov. 4, 1973 at Dallas
	3	Anthony Leonard, Oct. 1, 1978 at San Francisco
	3	Todd Scott, Sept. 27, 1992 vs. Minnesota
	3	Antrel Rolle, Nov. 18, 2007 vs. Arizona

### LONGEST INTERCEPTION RETURNS

98-td	Chad Williams, Dec. 1, 2002 vs. Baltimore
94-td	Brent Grimes, Oct. 31, 2013 at Miami
85-td	Kelvin Hayden, Dec. 7, 2008 at Indianapolis
83-td	Phillip Buchanon, Sept. 14, 2003 at Oakland







# TEAM HISTORY

## PRE-1966

Paul Brown had left the Cleveland Browns following the 1962 season, with an NFL coaching record of 115-49-6 and three league championships. He had also won four titles with the Browns in the All-America Football Conference, before they joined the NFL. But Brown was ousted from Cleveland by Art Modell, who had bought the Browns franchise in 1961. Despite Brown's founder's status with the Cleveland club, he had never been majority owner, and Modell showed Brown the door while telling the already legendary coach, "This can never be my team as long as you are here." It was a compliment, in a fashion, but it was a bitter blow to pro football's legendary innovator. Brown sought to return to the game, with operational control of a franchise, and in 1965 his son Mike completed a study on pro football expansion. The study recommended Cincinnati as a potential site. Later that year, Paul Brown met with Ohio Governor James Rhodes, who agreed to support a push for a second team for the state.

## 1966

Faced with serious concerns from the Reds baseball team regarding Crosley Field, as well as with growing civic support to push for pro football, Cincinnati's city council approved the construction of a dual-purpose downtown riverfront stadium, with seating capacity of more than 50,000.

## 1967

Cincinnati was awarded an American Football League expansion franchise on May 24, and on Sept. 26, the league's ownership decision came down in favor of the group led by Paul Brown. The franchise was to begin play in 1968, but it acquired its first player late in '67, trading two draft picks to the Miami Dolphins for QB John Stofa. And what would the team's nickname be? A Cincinnati newspaper poll showed much sentiment among Queen City fans for the name "Buckeyes," but Brown nixed that idea. Brown said that the name "belonged to Ohio State," and he added that the "Buckeyes" weren't all that popular in Kentucky, Indiana and West Virginia, which he considered part of a regional fan base for his team. Ownership instead chose the nickname "Bengals," with Brown making the announcement at an Oct. 26 news conference. The tiger theme was familiar to Brown, who had enjoyed great success with the Massillon (Ohio) High School Tigers early in his coaching career. Also, "Bengals" had been the nickname of a Cincinnati pro football franchise of the late 1930s and early '40s, and Brown had three members of that original Bengals team at his news conference. Brown cited a "precedence for reviving old team nicknames," noting that the Baltimore Colts and Buffalo Bills carried the same nicknames as previous unrelated pro teams in their towns. As for how the original team came to be known as Bengals, one school of thought associated the name with a hugely popular mid-'30s movie called "The Lives of a Bengal Lancer." The movie dealt not with tigers, but with the exploits of British soldiers in colonial India. That concept was clearly in Paul Brown's mind some 32 years after the movie's 1935 nomination for Best Picture, because Brown said at the nickname news conference, "We mean the tigers, not the lancers." But whatever connection may have been made between the original team and the movie, it seems to have been more a case of coincidence than design. The original Bengals indisputably used tiger images in promoting the team. And Hal Pennington, who coached and managed the team after his 1934 graduation from Xavier University as a multi-sport star, said in a '67 interview that he named the team to represent a tiger theme. Pennington said he was sitting in his mother's kitchen when he was struck by a product or advertisement — he couldn't remember exactly what — whose trademark included the name "Bengal" and a tiger-head image. "The (tiger) picture was so animated, it inspired me," Pennington recalled. "I just figured 'Bengals' would be a good name for the team."

## 1968

The Bengals fielded their first team, with an agreement to play two seasons at Nippert Stadium, on the University of Cincinnati campus, during construction of the as-yet-unnamed downtown stadium. The Bengals were placed as the fifth team the AFL's Western Division, bringing league membership to 10. They were awarded 40 veteran players in the AFL allocation draft, but the draft was not generous to Cincinnati, allowing existing teams wide latitude to protect the best talent. Of the 40 selections, only 16 ever played for Cincinnati, and only three would play as many as four seasons. G Pat Matson of Oregon, obtained from the Denver Broncos, would play the most Bengals seasons (seven) of any of the expansion draft signees. In the college draft, the Bengals selected Tennessee

center Bob Johnson as their first pick. Johnson would go on to play 12 Bengals seasons, with an AFL All-Star game selection. The Bengals played their first preseason game on Aug. 3 at Nippert, losing 38-14 to Kansas City before a crowd of 21,682. Jon Stofa was the starting QB against the Chiefs. In the regular season, the Bengals lost their opener at San Diego, with rookie Dewey Warren as starting QB, but Cincinnati won its next two, posting double-digit margins at home over Denver and Buffalo. The team would win only once more, however, finishing 3-11. Though Warren, a sixth-round draft choice from Tennessee, took the first regular-season snap at QB, Stofa and future Bengals head coach Sam Wyche also saw significant time at QB during the season. Regular-season home attendance averaged 25,766. Rookie RB Paul Robinson led the AFL in rushing with 1023 yards and was named AFL Rookie of the Year.

## 1969

The team selected QB Greg Cook of the University of Cincinnati with its first draft pick (fifth overall), and Cook was an immediate sensation. He led the second-year club to a 3-0 start, including victories over AFL powerhouses Oakland and Kansas City. "If (Cook) stays with it, I've got myself another Otto Graham," Paul Brown said. But Cook suffered a shoulder injury in Cincinnati's Game 3 win over Kansas City, and though he returned to play later in the season, winning the AFL passing title and league Offensive Rookie of the Year honors, he never fully recovered from the injury. The Chillicothe, Ohio native would play in only one more game after '69, and likely more than any other Bengals player, he has inspired thoughts of "what might have been." Cook's average-yards-per-pass-attempt in '69 was 9.41, still a team record through 2015 and the oldest surviving mark in the franchise record book. Although the team faltered after Cook's injury, finishing 4-9-1, Brown was named AFL Coach of the Year, and LB Bill Bergey, the team's second-round draft pick, was named AFL Defensive Rookie of the Year. Local support for the Bengals grew steadily, and on Oct. 7, the club announced that the remainder of the home season at Nippert Stadium was sold out. On Nov. 9, the Bengals played the franchise's first game on an artificial surface, tying Houston 31-31 at the Astrodome. The club experienced a tragedy on the morning of Sept. 15, day of the season opener, when LB Frank Buncom of Southern California, a 29-year-old about to enter his eighth NFL season, was found dead at the team hotel, due to a blood clot that had reached a lung.

## 1970

The year was a highly significant one for the Bengals, in both a football and a civic sense. On the football side, the Bengals moved into the NFL as part of the league's merger with the AFL. Paul Brown's quest in returning to pro football, following his ouster from Cleveland by Art Modell in 1962, had always been about re-joining the NFL. So when the Bengals began play in the AFL in 1968, it was key for Brown to know that the '70 NFL-AFL merger was already approved. There was much debate and controversy over exactly how the leagues would combine. The Bengals pushed strongly for a full merger, with the 26 clubs divided into two 13-team conferences. Other interests sought to keep the 16 NFL teams and 10 AFL teams in separate conferences of unequal size. But the full-merger view prevailed, with the NFL's Baltimore Colts, Cleveland Browns and Pittsburgh Steelers agreeing to join the 10 AFL teams in the new American Football Conference (AFC). The remaining 13 NFL teams formed the National Conference. The Bengals were part of a four-team AFC Central Division, joined by Cleveland, Pittsburgh and the AFL Houston Oilers. Thus was born the twice-annual "Battle of Ohio" between the Bengals and Browns. The Bengals started horribly on the field, losing six of their first seven games, but they roared to life in winning their last seven and claimed the first AFC Central title at 8-6, by a game over Cleveland. The Bengals became, at that time, the youngest franchise (third year of existence) to reach the NFL playoffs. Baltimore squelched the Bengals 17-0 in the first round of the playoffs, but that Colts club would go on to win Super Bowl V, and Brown won the Associated Press NFL Coach of the Year award. On the civic side, 1970 was the debut season for Cincinnati's dual-sport downtown stadium, which would be the Bengals' home through 1999. It was announced on Jan. 9 that the facility was officially named "Cincinnati Riverfront Stadium," but in popular usage the name soon became just "Riverfront Stadium." Though seating capacity for football varied, due to whether the Reds' home baseball season was still on, the new stadium roughly doubled the capacity of Nippert Stadium. The Bengals first played at Riverfront on Aug. 8, defeating Washington in a preseason game. The first regular-season game was on Sept. 20, a 31-21 win over Oakland, with QB and future Bengals head coach Sam

Wyche scoring the new facility's first regular-season football points, on a five-yard TD run in the first quarter. The club averaged 58,251 home attendance in the regular season. The baseball Reds had begun their tenure at Riverfront with a game vs. Atlanta on June 30.

#### 1971

The Bengals went 5-0-1 in preseason and opened the regular season with high hopes of defending their AFC Central Division title. They started off with a 37-14 rout of Philadelphia at home, but they lost the next seven and finished at 4-10. The puzzling outfit stumbled despite outgaining foes by more than 25 yards per game and posting a plus-16 turnover differential. Six of their losses came by four points or less. QB Sam Wyche, who would become Bengals head coach in 1984, was traded in May to Washington, and Virgil Carter was the starting QB for most of the season. But Carter missed some time with injuries, allowing for the debut of third-round draft pick Ken Anderson, who immediately attracted notice as a prospect of great promise. Anderson could not turn the '71 season around, but it was the start of a 16-year career (longest in Bengals history through 2015) that would end with him holding all the team's major passing records at that time. The first of Anderson's career 197 Bengals TD passes was a five-yarder to WR Eric Crabtree in the fourth quarter of a 20-17 loss on Oct. 3 at Green Bay. On Nov. 28, the Bengals posted the first shutout in franchise history, 31-0 at home over San Diego. Regular-season home attendance was strong in Riverfront Stadium's second year, as the average of 59,266 would not be topped until the 2003 season at Paul Brown Stadium. Cincinnati's Dave Lewis won his second consecutive NFL punting title, averaging 44.8 yards.

#### 1972

The team rallied from the disappointment of 1971 to finish 8-6 for the second time in three seasons. It wasn't enough for a second playoff berth in three years, but Coach Paul Brown said at season's end that the Bengals had met his goal of becoming a "fully competitive" NFL franchise by Year Five. (The Bengals would back up those words by going 38-18 over the next four seasons.) Besides the drama of a playoff bid that ended with a loss to Cleveland in Game 13, the season's major storyline was the battle between veteran Virgil Carter and second-year Ken Anderson for the No. 1 QB spot. Anderson got Brown's nod in preseason, but Carter took the job back for Game 9 vs. Oakland, after Anderson had struggled in a 40-17 loss to Pittsburgh. Carter was injured in the Oakland game, however, and Anderson started Game 10, a 20-19 upset loss to a Baltimore team that had won only twice. Carter started in a Game 11 win at Chicago, but passed for only 120 yards with two INTs, and Anderson was re-installed at No. 1 for a Game 12 win vs. the Giants. Anderson started the crucial Game 13 vs. Cleveland, but he was sidelined with an injury, and the Browns sealed a 27-24 win when Carter suffered an INT by LB Billy Andrews on a short pass to Cleveland's goal line with 0:36 to play. Anderson came back to start the play-for-pride season finale, directing a 61-17 romp at Houston, and Anderson would not again be seriously challenged until 1984, when at age 35 he was bothered by injuries and began to give way to Boomer Esiason. DT Mike Reid, Cincinnati's top pick from the 1970 draft, was the only Bengal named to the Pro Football Writers' first-team All-Pro squad, but rookie S Tommy Casanova also made a big impression and was voted by his teammates as the club's MVP. The 61 points scored at Houston stands through 2015 as a club record. It has been matched once since, in a 61-7 win vs. the same Houston franchise in 1989.

#### 1973

The Bengals claimed their second AFC Central title in the division's four-year existence, winning their last six games after a 4-4 start and claiming the crown over 10-4 Pittsburgh via conference-record tiebreaker. The Bengals' rivalry with the Steelers heated up in '73, with Pittsburgh QB Terry Bradshaw saying, "I'd really rather beat Cincinnati than anybody." The Bengals and Steelers split their two season meetings. In postseason, the Bengals lost 34-16 at Miami, which would go on to win Super Bowl VIII. It marked the second time in two playoff appearances that the Bengals were eliminated by the team that would go on to win it all. Though the schedule at this time remained at just 14 games, the Bengals missed by just 15 total yards having two 1000-yard rushers. Veteran Essex Johnson had 997 yards, and bruising 12th-round draft choice Boobie Clark had 988. Clark was named AFC Rookie of the Year. Through 2015, only six teams in NFL history have had two 1000-yard rushers in a season (Bengals not among them), and four of those instances came in 16-game seasons. The '73 offense was further improved by WR Isaac Curtis, a first-round draft pick who would go on to play 12 excellent seasons for Cincinnati. The NFL's rules on

home television blackouts were changed for 1973, with blackouts lifted on games sold out 72 hours in advance, and the Sept. 24 game vs. Houston — a 24-10 Bengals victory — became the first Bengals home contest with live local TV. Paul Brown turned 65 on Sept. 7, but retirement was not on his mind. He would go on to serve through 1975 as head coach, and he would remain the Bengals' chief executive until his death in 1991 at age 82.

#### 1974

A break-even (7-7) season for Cincinnati included the individual highlight of QB Ken Anderson winning the first of his four NFL passing titles. He posted a league-best 95.7 rating, with 213 completions in 328 attempts (64.9 percent) for 2667 yards, with 18 TDs and 10 INTs. In a Nov. 10 win vs. Pittsburgh, Anderson set a Bengals record (still standing through 2015) for completion percentage, ringing up a 90.9 by connecting on 20-of-22. Through 2015, that's third-best in NFL history (minimum 20 attempts). CB Lemar Parrish led the NFL in punt returns, with an 18.8-yard average that remains through '15 as the franchise record. The Bengals were 7-4 through 11 games, but were still a game and a half behind first-place Pittsburgh, and Cincinnati lost its last three contests. The Bengals swept the "Battle of Ohio" series vs. Cleveland for the first time, winning 33-7 at home in the season opener and 34-24 at Cleveland in Game 5. The campaign was preceded by a tumultuous offseason. Labor unrest roiled the league scene well into the preseason. The NFL Players Association called a strike, but not all players were on board, and most teams welcomed willing veterans into training camps. The Bengals were at the top in terms of veterans reporting to camp. Early preseason games were played with large numbers of rookies and other new personnel, however, and the Bengals offered fans refunds to those games. Most fans kept their tickets. The strike effort dwindled as preseason neared its end, and the regular season opened normally. Prior to preseason, the Bengals were in the thick of an NFL battle against player raids by the new World Football League, as they disputed the WFL Philadelphia franchise's signing of star LB Bill Bergey to a contract to begin in 1976, even though Bergey still was obligated to the Bengals through 1975. The Bengals lost that battle in court, but the decision wound up being moot. Bergey's offers from the unstable new league eventually fell through, and on July 10 of '74, Cincinnati traded Bergey to Philadelphia's NFL team, the Eagles, for first-round draft choices in 1976 and '77, plus a second-rounder in '77.

#### 1975

In their final season with Paul Brown as head coach, the Bengals opened with six straight wins and went on to post an 11-3 record. Their .786 winning percentage stands through 2015 as the best in franchise history, and their plus-differential in yards per game (81.2, on 361.4 offensively vs. 280.2 defensively) also stands as a franchise record. The team also set a franchise record for fumble recoveries per game (1.57, on 22 total). But two of Cincinnati's losses were to AFC Central Division rival Pittsburgh, and the Steelers took the division title at 12-2, setting up their drive to the Super Bowl X championship. The Bengals qualified as the AFC Wild Card team for the playoffs, but had to play on the road at Oakland, which also had finished 11-3, and the Raiders prevailed, 31-28, withstanding a Bengals rally from a 31-14 deficit. QB Ken Anderson won the second of his four NFL passing championships, with a 93.9 rating, and he was also named Dodge NFL Man of the Year, an award reflecting both athletic and civic achievement. Attempts to revive the injury-plagued career of iconic QB Greg Cook ended on July 9, when the Bengals allowed Kansas City to claim Cook on waivers. Cook played in preseason for the Chiefs but did not reach the regular season with the club. The Bengals opened the preseason in the Hall of Fame game at Canton, Ohio, playing Washington on Aug. 2 on a day when the on-field temperature was estimated at 105, believed to be the hottest conditions ever (through 2015) for any Bengals game. Labor unrest forced the preseason to unfold under another strike threat, but it was averted just before the regular season began. The Bengals defense was strong despite the pre-training camp loss of Pro Bowl DT Mike Reid, who retired at age 26 to pursue a career in music. The last player still with the Bengals from the 1968 expansion draft, G Pat Matson, was traded to Green Bay on Sept. 10. Prior to the season, Paul Brown hired Kim Wood as the first "strength coach" in franchise history, citing the need for a more comprehensive year-round conditioning program for players. Wood would serve in the job through 2002.

#### 1976

On Jan. 1, Paul Brown announced his retirement as head coach, while remaining general manager and overall chief executive. Brown had coached 41 seasons at various levels of football, with a career including dominance at the high school level, a national championship at Ohio State, and an AAFC and NFL dynasty with the Cleveland Browns. Brown also led the expansion Bengals into



the playoffs in their third season (1970), making them the "youngest franchise" in league history at that time to reach postseason. His overall coaching record was 342-126-15, for a winning percentage of .724. Brown named Bill "Tiger" Johnson, Bengals offensive line coach since the franchise's inception, as his successor as head coach. Johnson led the team to a 10-4 record, tied with Pittsburgh atop the AFC Central, but the Steelers won a tiebreaker (head-to-head sweep) for the division title, and the Bengals lost out to 11-3 New England for what was then a lone AFC Wild Card spot in the playoffs. The Bengals' .714 winning percentage is the highest (through 2015) of any Cincinnati team not to make the playoffs. The Bengals entered the final regular-season weekend tied with Pittsburgh at 9-4, but the Steelers clinched the playoff spot with a Saturday win against Houston. The Bengals were playing only for pride the following day when they swamped the N.Y. Jets 42-3 in what was to be the last Jets appearance by Hall of Fame QB Joe Namath. The Bengals acquired defensive end Coy Bacon in a March 31 trade with San Diego for WR Charlie Joiner, and Bacon contributed 22.0 sacks, still the Bengals record through 2015, and by a margin of 9.0. The team had 46 sacks, and its average of 3.29 per game is still the franchise record though 2015. Also still a record through '15 is the club's average yield of only 15.0 points per game. CB Ken Riley led the AFC with nine INTs. In the first round of the draft, Cincinnati selected HB Archie Griffin, the two-time Heisman Trophy winner from Ohio State, and Griffin went on to play for the Bengals through 1983.

#### 1977

Head coach Bill Johnson posted a second straight winning record (8-6), but the team missed the playoffs, one game behind AFC Central champion Pittsburgh. The Bengals logged a huge win in Game 15, beating Pittsburgh 17-10 in a Saturday afternoon contest at frigid Riverfront Stadium (temperatures hovering between five and 10 degrees). The game left the teams tied for the division lead, and the Bengals were assured of winning a season-end tiebreaker, based on better point differential in their 1-1 season split with the Steelers. But on the final weekend, Pittsburgh won 10-9 over San Diego, and the Bengals fell 21-16 at Houston. The Oilers tied the Bengals' 8-6 record and officially took second place in a tiebreaker, but Houston also missed the postseason. The Bengals rallied into contention after a 2-3 start that included a season-opening loss to underdog Cleveland, the first time the Bengals had lost in a season opener played at home, following six straight wins in that situation. On Nov. 13 at Minnesota, QB Ken Anderson and WR Billy Brooks teamed up for a 94-yard TD pass, which stands through 2015 as the longest pass play in franchise history. The season ended the NFL's 17-year run (1961-77) of playing a 14-game regular-season schedule.

#### 1978

The Bengals and the NFL played the first year with a 16-game schedule, and it was a long 16 for Cincinnati. QB Ken Anderson missed the first four games with a broken bone in his right hand, and Bill Johnson resigned as head coach following an 0-5 start. Among the first four games, Cincinnati's losing margins included one point (vs. Kansas City), three points (in overtime at Cleveland) and two points (vs. New Orleans). Johnson was replaced as head coach by Homer Rice, who had joined the staff for '78 as quarterbacks coach. The team dropped to a 1-12 mark before rallying to win the last three games. The Bengals closed the year with a 48-16 rout of Cleveland, a 32-point winning margin that stood until 2015 as Cincinnati's largest in the Battle of Ohio series. Prior to the season, CB Lemar Parrish and DE Coy Bacon were traded to Washington for the Redskins' first-round draft pick in 1979 (used to select RB Charles Alexander). Two Pro Bowlers, TE Bob Trumpy and S Tommy Casanova, retired prior to the season. On July 26, Paul Brown's eldest son, Robin, died of cancer at age 46, and Paul Brown had to cancel plans to be the presenter for Weeb Ewbank at Ewbank's Pro Football Hall of Fame induction. The Ben-Gals cheerleaders were in the news in '78. They attracted considerable new attention, going away from their "malt shop" look to a more revealing uniform, described at the time as "chic, smart and sexy, but not vulgar."

#### 1979

Fullback Pete Johnson powered his way to 15 TDs, a club record at the time. But the team finished 4-12 in its only full season under head coach Homer Rice, who was released the day after the Dec. 16 season finale. The team struggled despite a plus-15 mark in turnover differential (44 takeaways, 29 giveaways). On Dec. 28, Rice was replaced by former Cleveland Browns head coach Forrest Gregg, who resigned as head coach of the CFL Toronto Argonauts to take the job. During the season, controversy flared over the publication of "PB: The Paul

Brown Story," an autobiography written by Brown in collaboration with sportswriter Jack Clary. The book included lengthy and explicit criticism of Cleveland Browns owner Art Modell, who had fired Brown as Cleveland head coach after the 1962 season. Modell made a formal complaint to the league office, charging Brown with violating league policy on public criticism of other teams' management. Brown eventually was fined \$10,000 by Pete Rozelle, whose appointment as NFL Commissioner in 1960 had been spearheaded by Brown. After paying his fine, Brown told reporters, "I have sent (Rozelle) his check, but I stand by the book as written. His (Rozelle's) action is not based on any judgment on the facts I have presented." Prior to the season, on Jan. 17, the Bengals created the coaching staff's first full-time position in charge of special teams, hiring Frank Gansz. On Nov. 14, after an injury to C Blair Bush, C Bob Johnson was coaxed out of retirement and played the remainder of the season. Johnson was the team's original No. 1 draft pick in 1968, and when he hung up his cleats for good after the '79 season, it marked the final departure of the last player who had been on the inaugural '68 club. On Sept. 23 vs. Houston, Bengal Chris Bahr kicked a 55-yard FG, which would stand alone as longest in franchise history for 33 years, until Mike Nugent tied it in 2012.

#### 1980

Forrest Gregg managed only a 6-10 record in his first season as head coach, but he was laying the groundwork for a trip to the Super Bowl the following year. The first building block in that plan was the drafting of Southern California OT Anthony Munoz with the No. 3 overall selection. Munoz, who 18 years later would be a first-ballot Hall-of-Fame inductee, having played his entire career with Cincinnati, was enthusiastically endorsed by Gregg as Cincinnati's top choice. Gregg's deciding moment came when he was accidentally knocked to the ground by an errant Munoz forearm while working Munoz out in a supposedly "light-contact" drill on a scouting trip. Gregg himself was a Hall of Fame OT, inducted in 1977. After drafting Munoz, the Bengals endured a high-profile and acrimonious contract negotiation with Munoz agent Mike Trope. But Munoz was signed just before training camp, hyped as "the NFL's first million-dollar offensive tackle," and he started all season at LOT. Gregg instituted notably tougher discipline policies on Bengals players and became the first Cincinnati head coach to insist players wear sport coats and ties on road trips. But on the field, QB Ken Anderson was injury-plagued and wound up splitting time with Jack Thompson on an offense whose 244 total points ranked last in the AFC. Gregg notched two of his wins against defending league champion Pittsburgh, but his club lost twice to eventual AFC Central champ Cleveland, which had fired him as head coach after the 1977 campaign.

#### 1981

The Bengals began the year with a dramatically redesigned uniform, highlighted by their now-signature striped helmets, and they ended the season in the Super Bowl, losing a heartbreaking 26-21 decision to San Francisco. The Bengals were favored in Super Bowl XVI at Pontiac, Mich., but they finished minus-three in turnover differential and fell short in trying to erase a 20-0 halftime deficit. Still, it was a foundational year for Bengals-mania in the Tri-State. Coach Forrest Gregg's second Bengals edition won the AFC Central Division title by four games, with a 12-4 record, and they won home playoff games over Buffalo and San Diego. Cincinnati's 27-7 "Freezer Bowl" AFC Championship win over the Chargers was played in conditions of minus-59 wild chill, still the lowest in NFL history through 2015. (The recorded temperature was minus-nine, second lowest in league history). Attendance at the Freezer Bowl was 46,302, more than creditable considering the weather, and attendance at the game is such a point of pride among longtime fans, it's said jokingly that more than 10 times that number of 46,302 now claim to have been in the stands. QB Ken Anderson earned NFL Most Valuable Player honors with a league-best and career-high passer rating of 98.4. With 29 TD passes and just 10 INTs, Anderson posted a 2.9-to-1 ratio, best in franchise history until 2015. TE Dan Ross and rookie WR Cris Collinsworth had big receiving years. Ross' 71 receptions was a club record to that point. FB Pete Johnson rumbled for a then club-record 1077 rushing yards, with 12 TDs. Future Hall of Fame OT Anthony Munoz played his second season and earned his first of what would be a Bengals-record 11 Pro Bowl berths. Defensively, the front line trio of DEs Ross Browner and Eddie Edwards and DT Wilson Whitley were in the fourth of their five seasons starting together. An outstanding veteran LB corps of Jim LeClair, Reggie Williams, Glenn Cameron and Bo Harris finished 1-4 in tackles. CB Ken Riley, by far the franchise's all-time INT leader, was in the 13th of his 15-season Bengals career. For QB Anderson, getting to his eventual season accolades was no easy journey. The year began with Anderson trade rumors (nothing materialized), and Anderson went through preseason in an open competition with Jack Thompson, the franchise's No. 1 draft pick from 1979. Anderson became sure of the season-

opening job only when Thompson became unavailable, due to an injury in the final preseason contest. Anderson fared poorly in the season opener vs. Seattle and was benched in favor of Turk Schonert. But although Schonert was a hero that day, leading a wild come-from-behind win, Anderson was re-installed by Gregg the following week and went on to his memorable season. Cincinnati swooned over rookie WR Collinsworth, who produced the franchise's first 1000-yard receiving season (1009) and displayed a magnetic personality that by year's end infected fans far beyond the Queen City. In December, Collinsworth became the first Bengals player featured on a Sports Illustrated cover. The offense had four Pro Bowlers (Anderson, Collinsworth, Johnson and OT Anthony Munoz), and the special teams had one (P Pat McNally), but the defense had none. Paul Brown was named NFL Executive of the Year by The Sporting News. Tickets for Super Bowl XVI were only \$40 face value. It was also an historic year for technology in the Bengals organization. On Sept. 25, it was confirmed to media that the club had bought and installed its first office-wide computer system, with "several terminals available for the ticket office and other business needs." As noted above, the new uniforms for 1981 featured tiger-striped helmets, and they made quite a splash. The design was chosen by Paul Brown, who said he wanted the helmet to be "instantly recognizable even from a distance." The bold look sparked debate among fans, and the Cincinnati Enquirer quoted a source from NFL Properties as saying "the design was not our first choice" among several presented to the Bengals. "But," the Enquirer source continued, "these helmets will definitely get recognized." Indeed, they have become an institution, still distinctive among NFL headgear after 35 years.

## 1982

The Bengals finished a strike-shortened season at 7-2, tied for the second-best record in the AFC. QB Ken Anderson was at the height of his Cincinnati prowess, winning his fourth NFL passing title (95.3 rating). Anderson stands through 2015 as the only Bengal to win more than two major NFL season titles of any variety. Anderson's 70.55 completion percentage was an NFL season record at the time, and through '15 it still stands as third-best in league history. Anderson also set a standing Bengals season record for passing yards per game, at 277.2. Isaac Curtis and Cris Collinsworth were in their second year as a Cadillac duo at wide receiver, helping Anderson to his high marks. But a players' strike began after Week 2 and lasted 57 days, until Nov. 17. Games scheduled in Weeks 3-9 wound up being canceled, and Week 10 games were rescheduled for Jan. 2, a week after the regular season had been scheduled to end. They were the first NFL regular-season games not played in the calendar year of the season. The defending AFC champion Bengals split their first two games, and when play resumed after the strike, they established themselves as again one of the top clubs in the conference, winning four straight to stand at 5-1. Cincinnati was 6-1 in its seven post-strike games, the only loss being a memorable 50-34 Monday night shootout at San Diego. In that game, Anderson set a Bengals record for completions (40) that still stands through 2015, but the Chargers' 661 yards net offense stands as the most ever allowed by the Bengals, and Chargers WR Wes Chandler set a still-standing Cincinnati opponents' record with 260 receiving yards. Buoyed by the previous season's AFC championship and the strong regular-season finish, Bengals fans had high hopes of a second straight Super Bowl appearance as the playoffs began. But in one of the most stunning losses in Bengals history, Cincinnati opened an expanded playoff format by falling 44-17 to the underdog N.Y. Jets at Riverfront Stadium. The Jets' point total stands through 2015 as the most ever in the playoffs against the Bengals, and Freeman McNeil's 202 rushing yards also still stand as a Bengals opponent playoff record. Four Bengals went to the Pro Bowl — Anderson, WR Cris Collinsworth, OT Anthony Munoz and TE Dan Ross. The nine regular-season games played were the fewest in the NFL since 1934, the year before the league adopted standard number of games for all teams. Bengals players were among the first to vote as a team to end the strike, doing so Nov. 11 in a meeting at the club's Spinney Field practice facility.

## 1983

It was a tumultuous year from start to finish as the Bengals posted a 7-9 record, dropping from the postseason picture after going 19-6 over the previous two regular seasons. In January, the new United States Football League announced that it would begin play in the spring of 1984, and the USFL roiled the '83 offseason by pursuing contracts with NFL players and coaches, including a number of Bengals. G Dave Lapham and TE Dan Ross signed "future contracts" with the new league for 1984, and they would indeed go there, but they played out their Bengals contracts for Cincinnati in '83. The biggest stunner to Cincinnati fans came June 27, when star WR Cris Collinsworth signed a future contract to

begin in 1985 with the USFL Tampa Bay Bandits. But over an extended period of angst in Bengals Nation, extending into February 1985, Collinsworth and Bandits owner John Bassett never fully consummated their deal. Collinsworth wound up playing his full pro football career (through 1988) with the Bengals. In July, offensive coordinator Lindy Infante signed a future deal as head coach of the USFL Jacksonville Bulls, and rather than let him coach in Cincinnati under his '83 contract, the Bengals fired him for breach of contract. On June 3, once highly-touted QB Jack Thompson was traded to the Tampa Bay Bucs for a 1984 first-round draft choice. On July 26, Bengals DE Ross Browner and FB Pete Johnson were among the first four NFL players ever suspended by the NFL for illegal drug activity. They missed all of training camp and Games 1-4 of the regular season. The team lost six of its first seven games, and in Game 6, a Monday night Riverfront Stadium visit by Pittsburgh, Steelers DE Keith Gary inflicted a severe neck sprain on QB Ken Anderson, bringing him down with a visually sickening twist of the face mask. Though Gary would in the end be only fined by the NFL (not suspended), the play proved to be key in raising NFL awareness that QBs were often in vulnerable positions and needed more rules protection. "It's fortunate (the play) was on national television," said Paul Brown. "Maybe now it won't be repeated." Anderson missed the next three games. On Nov. 20 vs. Houston, an obscure rookie drafted in the 10th round made his first NFL start, as an injury replacement. The player was Tim Krumrie, who would take over as full-time starter the next season and become one of the best defensive linemen and most admired players in franchise history. The Bengals rallied to finish 6-3 over their last nine games, and coach Forrest Gregg was under contract through 1984. But on Dec. 24, Gregg resigned with the team's blessing to take the head coaching job in Green Bay, where he had played his way into the Hall of Fame as an offensive tackle. On Dec. 29, the Bengals replaced Gregg with University of Indiana head coach Sam Wyche, a former Bengals QB who five years later would join Gregg as the only other Bengal coach to take the team to the Super Bowl. Despite their disappointing season, the Bengals led the NFL in total defense under Gregg and coordinator Hank Bullough, allowing only 270.4 yards per game. The performance stands through 2015 as the club's only No. 1 defensive ranking.

## 1984

Rookie head coach Sam Wyche took the Bengals on a wild ride that ended just short of a playoff berth. The team rose from an 0-5 start to finish 8-8, winning its last four. After routing Buffalo 52-21 in a 1 p.m. ET season finale, the Bengals needed the 11-4 L.A. Raiders to win at home over 8-7 Pittsburgh in a 4 p.m. game. That result would have produced a Bengals-Steelers tie for the AFC Central title, and the Bengals would have been declared champions via tiebreaker. But the Steelers dashed Cincinnati's hopes in a 13-7 win over the Raiders, as Wyche and a number of invited media members watched on television at the coach's home. Wyche juggled his quarterbacks all season, due to injuries and/or coaching decisions. Ken Anderson began and finished the year as No. 1, starting nine games, but rookie Boomer Esiason started four and veteran Turk Schonert started three. Esiason made the first of his eventual 123 Bengals starts on Oct. 7 vs. Houston, in a battle of 0-5 teams. Esiason didn't dazzle, passing for 159 yards with no TDs and two INTs, but the Bengals won 13-3, and Esiason would finish 3-1 in his four starts on the year. Prior to the season, it was a big year for Cincinnati in the trade department. The Bengals entered April holding the No. 1 overall pick in the draft, via their 1983 trade of QB Jack Thompson to Tampa Bay. But with the top prospect, Brigham Young QB Steve Young, having signed with the USFL Los Angeles Express, the Bengals traded the pick on April 5 to New England, gaining the Nos. 16 and 28 spots in round one. The Bengals selected DE Pete Koch of Maryland at No. 16 and G Brian Blados of North Carolina at No. 28. The Patriots used the No. 1 pick on Nebraska WR Irving Fryar. On May 29, the Bengals made arguably the best straight player-for-player trade in franchise history, sending FB Pete Johnson to San Diego for RB James Brooks. Johnson would prove to be on the downside of his career, while Brooks would have a stellar Bengals tenure through 1991. The year 1984 was, and remains through 2015, the second time in club history for the Bengals to have three first-round draft picks (first year was 1977). With their own first-round '84 selection, the Bengals chose LB Ricky Hunley of Arizona, but Hunley became (and remains through 2015) the only Bengals first-rounder never to sign with Cincinnati. Hunley's stalemated contract negotiations set a Bengals record for length, and on Oct. 9, he was traded to Denver for three future selections, two of which brought Cincinnati productive WR Tim McGee (first round 1986) and Pro Bowl S David Fulcher (third round 1986).

## 1985

The 7-9 Bengals scored 441 points in Sam Wyche's second season as head coach, a club record at the time. But their 437 points allowed also was a record



to that point. Rookie WR Eddie Brown, who had surprisingly been available with the No. 13 pick in the '85 draft, missed the first 18 days of training camp due to contract talks, but he wound up as Associated Press NFL Rookie of the Year after catching 53 passes for 942 yards and eight TDs. Bengals icon Ken Anderson opened the season as the starting QB, but the 15th-year vet was supplanted in Game 3 by second-year pro Boomer Esiason, who went on to pass for 27 TDs and just 12 INTs while posting a 93.2 passer rating. The team rebounded from an 0-3 start to stand 7-7 after a rousing 50-24 win over Dallas, and a playoff berth was clearly within range in an AFC Central Division race in which no team was able to dominate. But in Game 15, the Bengals lost 27-24 at Washington after leading 24-7, and their only hope for the playoffs entering the final weekend was via tiebreaker in a possible three-way deadlock with Pittsburgh and Cleveland. The day before their season finale at New England, they were eliminated — and Cleveland became division champion — when Pittsburgh lost a Saturday game to the N.Y. Giants. Prior to and during the season, the team had a number of high-profile personnel issues. Star WR Cris Collinsworth, who had stunned Cincinnati fans in 1983 by signing a "future contract" with the United States Football League's Tampa Bay Bandits, was to join the Bandits for their 1985 spring season. But after a soap-opera series of "will he go or will he stay?" events, Collinsworth re-signed with Cincinnati on Feb. 27. WR Isaac Curtis, a premier Bengal for 12 years, was released in July and shortly thereafter announced his retirement from pro football. DE Ross Browner went to Houston of the USFL in the spring, but he re-signed with Cincinnati in late August. TE Dan Ross, another ex-Bengal who had gone to the USFL, was re-acquired by Cincinnati in late August but was traded to Seattle in October.

## 1986

The '86 team was the second Bengals club, and the last one through 2015, to win 10 or more games and not make the playoffs. They lost their chance for a division title when they were bombed 34-3 by eventual champ Cleveland in Game 15 at Riverfront Stadium, but they stayed alive for a Wild Card berth to the very end. After swamping the N.Y. Jets 52-21 on the season's final Sunday, they were set to qualify with a Miami win over visiting New England on Monday night. But as many Bengals players gathered to watch at a popular Cincinnati night spot, the Patriots won 34-27, taking the AFC East title by a game over the Jets and eliminating Cincinnati from postseason. The 10-6 Jets and 10-6 Chiefs took the Wild Card spots over the Bengals via tiebreaker, with better records against AFC foes. In his first full season as Bengals starting QB, Boomer Esiason passed for a then-club-record 3959 yards, and RB James Brooks posted a club record that still stands through 2015 for yards from scrimmage (1773, on 1087 rushing and 686 receiving). LB Reggie Williams won the prestigious NFL Man of the Year award, for his combined football and community efforts. In late July, the NFL completed successful defense of a multi-million-dollar antitrust suit filed by the U.S. Football League. The courts ruled technically in favor of the USFL, but awarded only a token \$1 in damages. "The suit could have been catastrophic to the NFL," Bengals assistant GM Mike Brown told reporters. "We are glad to see it end in what we consider a complete victory." In '86, the NFL began the regular use of instant replay officiating and stepped up its drug-testing program, two measures that were supported by the Bengals. After a year of instant replay, however, the Bengals would later join a minority of teams that unsuccessfully opposed its continuation.

## 1987

The Bengals entered the season with big plans, after finishing 10-6 in 1986, but their aspirations were to be dashed. They started 1-1, but the loss was an exceedingly painful one, as Cincinnati lost to San Francisco despite having a lead and the ball with :06 to play. After that loss, the NFL players' union went on strike. Games scheduled for Week 3 were canceled, and the next three games were played primarily by replacement players. Cincinnati went 1-2 in the three "replacement games." The replacement-player strategy led to picketing by Bengals veterans outside the team's practice facility, but replacement ball was effective in breaking the strike. A total of 85 NFL veterans crossed picket lines to play in the first replacement games, and though the Bengals were a stronger union team than many, LB Reggie Williams was among the 85. The flow increased after the first replacement weekend, though the Bengals had only one additional defection from the strike ranks, DE Eddie Edwards. But veterans agreed leaguewide to return for Game 6 and beyond, without a settlement to their labor issues. The "real Bengals," however, could not get it back together again, posting a 2-8 record after their return, for a 4-11 overall team finish. The season ended with widespread speculation that fourth-year head coach Sam

Wyche would be replaced, but Bengals general manager Paul Brown announced Dec. 30 that the club would honor the final year of Wyche's five-year contract. Brown termed the 1987 season "an aberration" for which Wyche should not take the brunt of blame, and looking ahead to 1988, Brown told media, "We have a team with talent, and yours truly does not consider this to be a rebuilding year." Brown and Wyche, of course, were to be vindicated as the Bengals would go on to win the 1988 AFC Championship. One bright spot from '87 was the first Pro Bowl berth for NT Tim Krumrie, the 10th-round '83 draft choice who had already earned status as a key player and fan favorite. Prior to the '87 campaign, Bengals Nation saw the end of an era, as QB Ken Anderson announced his retirement on June 2. The 1986 season had been Anderson's 16th as a Bengal, a term that stands through 2015 as the longest in franchise history. Anderson had participated in the team's spring minicamp, but changed his mind about a 17th season following a late May exam that showed reduced strength in his right (throwing) shoulder. "The doc told me, 'You're starting to wear out a little bit,'" Anderson said, "and there is life after football. I want to make sure that I can continue to play golf and otherwise enjoy that life."

## 1988

Snubbed on the NFL's prime-time TV schedule after a 4-11 season, the Bengals staged one of the biggest turnarounds in NFL history, posting a 12-4 record. They clinched the AFC home field advantage for the playoffs, and won games at Riverfront Stadium over Seattle and Buffalo before losing a dramatic Super Bowl XXIII by 20-16 to San Francisco at Joe Robbie Stadium in Miami. In the Super Bowl, the Bengals took a 16-13 lead on a 40-yard Jim Breech FG with 3:20 remaining, but the 49ers drove 92 yards in 11 plays to seize victory with 0:34 to play, on a 10-yard pass from Joe Montana to John Taylor. The Bengals suffered two dramatic player losses for the Super Bowl, as troubled FB Stanley Wilson missed the Sunday game due to a Saturday night drug relapse, and Pro Bowl NT Tim Krumrie suffered a broken leg early in the first quarter, with TV cameras catching the fracture in grim detail. NFL Commissioner Pete Rozelle called Super Bowl XXIII the most exciting to that point in history of the game, which had recently suffered from very lopsided results. (The five previous winners had an average victory margin of 27.6 points). Nine Bengals were selected for the Pro Bowl, a club record that still stands through 2015. FB Ickey Woods did not make the Pro Bowl, but in his only full season of a career later derailed by injuries, he rushed for 1066 yards and a club-record 15 rushing TDs. His "Ickey Shuffle" dance became an iconic TD celebration nationally and would bring him widespread notice for many years, despite the brevity of his playing career. Sam Wyche, whose continued status as head coach was questioned by many entering the season, was named NFL Coach of the Year by the Pro Football Writers Association. But the more prestigious coaching award, from Associated Press, went to Mike Ditka of Chicago, whose team lost 28-3 in the NFC Championship game. Cincinnati's two playoff wins were fraught with high-level controversy over Wyche's hurry-up "no huddle" offense. In the Divisional game, Seattle players transparently feigned injuries to buy time for situational defensive substitutions, and that flap, raised to a higher level by comments from Buffalo coach Marv Levy, led the NFL to ban the no-huddle for the AFC Championship game against the Bills. But the Bengals dispatched Buffalo 21-10 without their full bag of tricks, and the NFL later admitted its ban was a mistake. The Bengals were allowed to use the no-huddle in the Super Bowl. In developments prior to the season, the Ben-Gals cheerleading squad was reinstated after a year's absence — "We heard from the fans that they wanted them back," said assistant general manager Mike Brown — and LB Reggie Williams on June 16 became the first (and still only) Bengal to serve on Cincinnati City Council, appointed by the Charter Party to a seat from which Charterite Arn Bortz had retired. In January of '88, Williams had received the "Sportsman of the Year" award from Sports Illustrated, and he was presented the award by President Reagan in a ceremony at the White House.

## 1989

The defending AFC champions showed the ability to be among the NFL's most powerful teams, winning games by scores of 41-10, 56-23, 42-7 and 61-7. But injuries and inconsistencies defined the season, and Cincinnati finished 8-8 and out of the playoffs despite outscoring foes by 404-285. The plus-119 point differential stands through 2015 as the biggest plus in NFL history by a team without a winning record. The Bengals had a chance to claim a Wild Card berth in the final game of the league's regular season, a Monday night (Christmas night) match in Minnesota. But the Vikings, needing a win to clinch the NFL Central title, prevailed by 29-21. The Bengals started 4-1 but lost four of their next five. Colorful and controversial head coach Sam Wyche helped keep fans' emotions high as he sparred throughout the season with division rivals Cleveland and Houston. Wyche took repeated issue with rowdy crowd behavior in

Cleveland Stadium's "Dawg Pound," and when Bengals fans threw snowballs on the field during a Dec. 10 home game vs. Seattle, Wyche grabbed a public address microphone and scolded the crowd, saying "You don't live in Cleveland, you live in Cincinnati." The next week, in the highest-drama moment of Wyche's long feud with Houston coach Jerry Glanville, Wyche eschewed running out the clock in the final minute despite holding a 58-7 lead over the Oilers. He called for a FG and got a 61-7 conquest, then blasted Glanville as a "phony" in his post-game news conference. Prior to the season, iconic Bengals WR Cris Collinsworth was released in final cuts. On Sept. 17 vs. Pittsburgh, 1988 rookie sensation Ickey Woods suffered a knee injury that would play a big part in short-circuiting his career. Woods would play only two more partial seasons (1990 and '91). On May 11, the long-troubled saga of Bengals FB Stanley Wilson ended when Wilson was permanently barred from the NFL by Commissioner Pete Rozelle. NFL fans had been shocked in March when Rozelle announced his impending retirement. Rozelle, noted often as the most successful sports commissioner in United States history, had been boosted into the job in 1960 as an unknown compromise candidate supported by the Bengals' Paul Brown. Rozelle was replaced by Paul Tagliabue on Oct. 26. The '89 draft stands through 2015 as the only one in which Cincinnati did not exercise a first-round choice. Slated originally to have the next-to-last selection in round one, the Bengals traded down with Atlanta and made RB Eric Ball their first selection, with the seventh pick of Round 2. LB Reggie Williams retired with the end of the season, his 14th as a Bengal. In November, Williams was elected to Cincinnati City Council, after having already served five months as an appointed replacement to fill a Charter Party vacancy.

#### 1990

The Bengals weathered a season with the only five-game road trip in franchise history, finishing 9-7 and claiming the AFC Central title out of a three-way tie with Houston and Pittsburgh. Cincinnati finished first based on best head-to-head record against the other two teams (3-1). Houston earned a Wild Card berth, and Pittsburgh missed postseason, based on the Oilers topping the Steelers in the tiebreaker of record against all AFC opponents. The Bengals had no assurance of making the playoffs entering the season's final day, but they earned the division title by beating Cleveland in an afternoon game, combined with a Houston victory over Pittsburgh that night. The Bengals had stayed in the race in Week 15 by pounding Houston 40-20 at Riverfront Stadium, and they pounded the Oilers again at home in the Wild Card round of the playoffs, prevailing 41-14. Cincinnati was eliminated the next week in the Divisional round at Los Angeles, falling 20-10 to the Raiders. In the L.A. game, Raiders RB Bo Jackson, the dual-sport superstar, suffered a hip injury in the third quarter when tackled by Bengals LB Kevin Walker. Though the tackle looked routine and the injury was not initially considered serious, it proved to be a hip dislocation that ended Jackson's pro football career. He never would play in another NFL game, and in baseball, he would not again appear in as many as 100 games in a season. The Bengals had to play five straight regular-season games on the road because their scheduled Oct. 14 home game against Houston was moved to Houston, due to a stadium conflict with Reds postseason baseball play. The Reds in fact did not wind up playing at home on Oct. 14, but the schedule change had to be made in advance — on the basis of the baseball game being possible — because Riverfront Stadium's baseball/football conversion process was too cumbersome to allow a late decision. The Bengals schedule had called for two road games prior to Oct. 14 and two road games after Oct. 14. The Bengals finished 2-3 on the trip, and their scheduled Dec. 23 game at Houston was moved to Cincinnati. In the second of the five straight road games, a 34-31 overtime win against the L.A. Rams at Anaheim Stadium, Boomer Esiason passed for 490 yards, a team record that still stands through 2015. Esiason passed for only 412 yards before the overtime, however, leaving Ken Anderson's 447 in 1975 vs. Buffalo as the highest club total in regulation time. Prior to the season, offensive coordinator Bruce Coslet left the Bengals to become head coach of the N.Y. Jets, and in the Sept. 9 regular-season opener, at Riverfront, the Bengals beat the Jets 25-20.

#### 1991

Paul Brown, the Bengals' founder and first head coach, and a member of the Pro Football Hall of Fame, died on Aug. 5 at age 82, at his Cincinnati home. The cause of his death was complications from pneumonia. His funeral was held Aug. 7 in his hometown of Massillon, Ohio. Among those in attendance were NFL Commissioner Paul Tagliabue, former commissioner Pete Rozelle, numerous team owners and eight Hall of Famers. Pall bearers included former Bengals Ken Anderson, Reggie Williams and Dave Lapham. As directed by

Brown during his final days, the current coaches and players remained at work in training camp at Wilmington, Ohio during the days after Brown's death. But head coach Sam Wyche, a private pilot, flew his own plane from Wilmington to Massillon during a short break in his camp schedule. At the funeral, Pete Rozelle said: "Whether they know it or not, nearly everyone in the game of football has been affected by Paul Brown. His wealth of ideas changed the game." Brown's son Mike, a key figure in both bringing the Bengals to Cincinnati and in operating the club, took over as chief executive. The season, a major disappointment at 3-13, would be the eighth and final one for Wyche as Bengals coach. Following a Dec. 24 end-of-season meeting between Wyche and Mike Brown, the team announced that Wyche had unexpectedly resigned. Wyche interpreted events as his being fired, but there was no disagreement that his tenure had ended. On Dec. 27, the Bengals announced that WRs coach Dave Shula was promoted to replace Wyche. Shula, the son of legendary coach Don Shula, became at age 32 the second-youngest head coach in NFL history. (Harland Svare took over the L.A. Rams in 1962 at age 31). Mike Brown and Wyche went on to maintain cordial relations, and a disagreement over compensation for Wyche from his 1992 contract was later settled amicably. Wyche would go on to join the Tampa Bay Buccaneers as head coach from 1992-95. Prior to the season, the NFL announced new guidelines for media locker room access, action that had been sparked in large part by Wyche repeatedly expressing concern over the propriety of having female reporters in the locker room. Though the NFL maintained full access for all reporters, teams were instructed to screen shower areas from view, provide robes or extra-large towels to all players, and provide separate post-game interview areas for head coaches and key players.

#### 1992

In the franchise's 25th anniversary season, the team started 2-0 under new head coach Dave Shula, with wins at Seattle and vs. the L.A. Raiders. And they seemed a lock to go 3-0 the next week against an 0-2 Green Bay team under rookie head coach Mike Holmgren, leading almost all the way. But a little-known Packers QB, Brett Favre, made the first splash of what would become one of the NFL's greatest careers. Favre directed a 21-point fourth quarter for a 24-23 win. A second-year pro at the time, playing in only his fourth game, Favre had come off the bench to replace injured starter Don Majkowski in the first quarter. Favre's two TD passes, including a 35-yarder to unheralded WR Kittrick Taylor with 0:13 to play, were the first two of a total that would rise to an NFL-record 508. The Green Bay game was the start of a five-game losing streak for Cincinnati, and the team finished 5-11. The year was marked by news involving many of the franchise's biggest names. All-Pro OT Anthony Munoz, with 11 Pro Bowl selections on his resume, was limited to eight games by injuries and announced his retirement prior to playing in the season finale. Another Bengals icon, QB Boomer Esiason, was benched in favor of '92 top draft pick David Klingler after the team fell to 4-7. Esiason asked to be traded as the season ended, and the club said it would try to accommodate him. Early '92 was the end of the line for Ickey Woods, Cincinnati's 1988 rookie RB sensation. Woods had seen some action in '90 and '91, after suffering a season-ending '89 left knee injury, but his '91 year included a significant right knee injury, and he was waived after failing to show well in the '92 spring minicamp. WR Eddie Brown, a standout performer from 1985-91, saw his NFL career essentially ended by a ruptured disc in his neck discovered early in training camp. Brown underwent surgery and missed the season. He gained free agency after the season, but found the market slow and wound up re-signing with the Bengals. He was released in final 1993 preseason cuts and did not play again in the NFL. Through 1991 Brown ranked third in Bengals history in receiving yards (6134) and held club records for receiving yards in a game (216) and a season (1273). Bright spots in '92 included WR Carl Pickens, named Associated Press NFL Rookie of the Year, and RB Harold Green, whose 1170 rushing yards were second-most in club history to that point. After the season finale, the Bengals hired team QB legend Ken Anderson as QBs coach. In the Game 3 loss at Green Bay, Bengals rookie Pickens turned in a 95-yard punt return for a TD, the longest punt return through 2015 in Bengals history.

#### 1993

The difficult road toward the eventual 2000 completion of Paul Brown Stadium began in earnest in November of '93. At that time, Bengals president Mike Brown, with support from NFL Commissioner Paul Tagliabue, sounded the call that Riverfront Stadium had become economically obsolete in the changing world of pro football. Brown warned that absent real progress on improving the Bengals' stadium situation, the club might be forced to consider moving. The first step toward a solution came in December, when the club agreed to stay at least through 1998, in exchange for a deal to partially renovate Riverfront and amend the team's lease. It was also stated that civic leaders would explore construction

of a new stadium by the "early 2000s." The Bengals played their first season since 1984 without QB Boomer Esiason, who was traded to the N.Y. Jets in March for a third-round 1993 draft pick. David Klingler, Cincinnati's first-round 1992 selection, had taken over at QB at the end of 1992. Klingler directed late-season victories in '93 over the Rams and Falcons, but the bottom line was a 3-13 finish. Klingler had missed three games at midseason, due to back problems, but veteran backup Jay Schroeder had been unable to right the ship. The '93 season was the most defense-dominated in Bengals history (through 2015), as Cincinnati and its foes averaged total combined points of only 31.6 per game. Preseason cuts had seen the Bengals release longtime kicker Jim Breech in favor of rookie Doug Pelfrey of Kentucky, a Greater Cincinnati native (Fort Thomas, Ky.) who would play for the team through 1999. Breech through 2015 is still Cincinnati's all-time leading scorer (1151). Breech started his Bengals career in 1980, after one season with Oakland, and through '15 he ranks third in NFL history in consecutive games played scoring at least one point (186). Changing public attitudes on smoking impacted Bengals fans in April, as Cincinnati City Council enacted a ban on smoking in seating areas at Riverfront Stadium, to take effect in 1994.

## 1994

A shot of "Blake-mania" livened a 3-13 overall season. Due to injuries to QBs David Klingler and Donald Hollas, late-August waiver pickup Jeff Blake got a chance to start on Oct. 30 against Dallas, the two-time defending Super Bowl champions. Blake couldn't engineer the season's first win, but he threw for two TDs and had the Bengals up 20-17 until late in the third quarter of an eventual 23-20 loss. Blake went on to lead wins the next two weeks, at Seattle and vs. Houston. He remained the starter despite Klingler's return to health, and finished the year as a huge fan favorite, leading the NFL in pass completions of 50 or more yards (eight). In a nationally televised Oct. 2 Sunday night game at Riverfront, Miami's Don Shula and Cincinnati's Dave Shula became the first father and son to oppose one another as head coaches in North American major pro sports. The Dolphins won, 23-7. The Bengals closed the season with a unique comeback, beating Philadelphia 33-30 when Doug Pelfrey kicked two FGs in the last :03 of the fourth quarter. He connected from 22 yards at :03 to tie the score, then kicked a 54-yarder at :01, after the Bengals kickoff team recovered an Eagles muff at the Philadelphia 37. Though there is no official NFL record for multiple FGs in the waning seconds of a game, the Elias Sports Bureau confirms that from 1970 through 2015, no other player has kicked two in the last :03. On May 5, the Bengals signed Ohio State DT Dan Wilkinson, the first overall pick in the '94 draft. Wilkinson was the first player ever drafted No. 1 overall by the Bengals (later to be joined in 1995 by RB Ki-Jana Carter and in 2003 by QB Carson Palmer). In December, fan favorite Tim Krumrie, a two-time Pro Bowler, announced his retirement, effective at season's end. Krumrie was honored by team at the regular-season finale, and shortly after the season he was hired to the coaching staff. He served as a defensive assistant in 1995 and was promoted to defensive line coach in 1996. The two-point conversion was added to NFL rules prior to the '94 season, with the Bengals among 23 teams voting in favor, and in the first preseason game, when Cincinnati played against Tampa Bay and former head coach Sam Wyche, a Buccaneers two-point conversion was the deciding play in a 17-16 Tampa Bay win. Much debate and some controversy continued through the year as the Bengals and baseball's Reds negotiated with Cincinnati leaders about the need for a new stadium, or even two. As co-tenants with the Bengals at Riverfront, the Reds balked at parts of an agreement the Bengals had reached in 1993 for interim improvements at Riverfront, and in an attempt to resolve issues, a city/county Stadium Task Force was formed, led by Cincinnati mayor Roxanne Qualls and Hamilton County Commission president Guy Guckenberger. The Bengals meanwhile agreed to share the cost of major improvements to Spinney Field, the team's city-owned practice facility.

## 1995

The Bengals were alive in the playoff race through Game 14, but were eliminated in a 26-10 loss at Cleveland in Game 15. The Dec. 17 Browns game was the last home game for Cleveland prior to the franchise's controversial move to Baltimore. The Bengals' 7-9 finish included a 2-0 start and wins in four of the last seven games, but Cincinnati lost six of seven in a midseason stretch, including a 26-23 home loss to Miami in "Shula Bowl II," as Bengals head coach Dave Shula opposed his father, Don, for the second straight year. The Bengals closed the season by erasing a 21-point deficit in a 27-24 win vs. Minnesota, tying the largest comeback to win in club history. Jeff Blake held serve on the No. 1 QB job he had gained in 1994, keeping David Klingler in a backup role,

and both Blake and WR Carl Pickens earned Pro Bowl berths. Pickens set a franchise record for TDs (17, all receiving) that stands through 2015. (In receiving TDs only, no other Bengals player through 2015 has had more than 12.) The Bengals had retained Pickens for 1995 by matching a free agency offer he received from Arizona. The Bengals suffered a severe blow in preseason game three on Aug. 17 at Detroit, as RB Ki-Jana Carter of Penn State, the top overall pick in the '95 draft, was lost for the season to a severe knee injury. Carter, who had missed the first two preseason games with an ankle sprain, was lost at Detroit on his third Cincinnati carry. The Bengals had traded with Carolina to gain Carter as an offensive centerpiece, trading up in the first round for the first time in franchise history. Carter would come back to play seven NFL seasons, four of those for Cincinnati, but he never matched his college form at the pro level and closed with only 1144 career rushing yards. 1995 was a year filled with issues regarding the Bengals' need for a new stadium. A lack of progress on the local front led club president Mike Brown to explore the possibility of a move to Baltimore, pressed by a deadline on Baltimore's end. But Brown repeatedly professed he had no desire to move the team unless forced to by an untenable local situation. On June 28, just minutes before a Bengals-set deadline, Cincinnati City Council voted 5-4 to approve a Hamilton County plan from Commissioner Bob Bedinghaus to raise the county sales tax by one percent to fund two new stadiums. In the end that proposal was scaled down to a one-half percent hike, funding stadiums and also providing homeowners with property tax relief. But after the County Commission voted to implement the tax, forces opposed to the increase successfully petitioned to make approval subject to a public referendum to be held in March of 1996. In October, Mike Brown announced that the Bengals for 1996 would move most of their front-office operation from Riverfront Stadium to the team's new practice facility building at Spinney Field.

## 1996

Progress continued to be forged on the Bengals' efforts to secure their future in Cincinnati with a new stadium. The biggest step came on March 19, when Hamilton County voters approved by 61-to-39 percent a measure to fund new Bengals and Reds stadiums with a half-cent sales tax increase. The vote came after vigorous public debate, and the Cincinnati Post termed it a "landslide victory" for backers of the issue. On Sept. 11, the Bengals reached preliminary agreement with Hamilton County on a 30-year lease, for an as-yet unnamed and un-sited stadium. The Bengals pushed vigorously for a riverfront site, opposing proposals to build in the Broadway Commons area just northeast of downtown. Both public polls and experts' recommendations indicated a preference for a riverfront site, but the question remained undecided as the year ended. The new stadium's name also remained undecided, but early public response showed strong support for naming it after Bengals founder Paul Brown. On Sept. 25, Riverfront Stadium was re-named Cinergy Field, as the energy utility Cinergy reached a \$6 million naming rights deal with Hamilton County to cover the stadium's remaining years of use. On the field, the team lost six of its first seven games, but Cincinnati's fortunes took a U-turn after offensive coordinator Bruce Coslet was promoted to head coach on Oct. 21, replacing the released Dave Shula. Coslet directed the team to a 7-2 finish, including a 5-0 mark at Cinergy Field. The Bengals stayed alive for the playoffs until the next-to-last week of the season, when despite defeating Houston they were eliminated due to results elsewhere. Coslet, signed only through '96 when he took over as head coach, was extended on Dec. 14 through 2000. A signature win for Coslet came Nov. 3 at Baltimore, when the Bengals rallied from a 21-3 deficit to win 24-21. The 18-point deficit stands through 201 as largest ever overcome by the Bengals in a road win. WR Carl Pickens, who in 1995 had become the first Bengal to lead the AFC in receptions, led the conference again with 100, the first Bengal to hit the century mark. The defense had 34 INTs, a club record that stands through 2015. CB Ashley Ambrose, a veteran free agent in his first Bengals season, led the team with eight INTs and went to the Pro Bowl along with Pickens.

## 1997

On Feb. 13, the Bengals and Hamilton County reached tentative agreement on a western riverfront site for a new football stadium. The Bengals yielded to County wishes for a site one block farther west than the club's preferred spot, supporting the goal of opening central riverfront space for development of other attractions and neighborhoods between a football and a baseball stadium (though the baseball site had yet to be agreed upon.). A drawback for the development of the more western football site was that some of the needed land was not owned by the county, and that would lead to future delays, as well as higher costs than the Bengals' preferred site. On May 29, the 30-year Bengals lease was completed and signed. It was announced on May 29 that the facility would be named Paul Brown Stadium, with the Bengals agreeing to cover

\$5 million for the loss of potential corporate naming rights. On April 29, the Bengals received a favorable ruling in a tax case that had threatened the viability of the franchise. In United States Tax Court in Chicago, Judge John O. Colvin ruled that the heirs of the late Paul Brown were not liable for \$40 million sought by the Internal Revenue Service, due to a dispute over Paul Brown's acquisition of team shares held formerly by John Sawyer. The Cincinnati Enquirer editorial page opined that the Bengals had been spared an unfair "ambush by the IRS." The football team opened training camp in a state-of-the-art new facility at Georgetown (Ky.) College, after 29 seasons of training at Wilmington (Ohio) College. On April 5, the Bengals had re-signed QB Boomer Esiason as a veteran No. 2 to back up Jeff Blake. Esiason had gone on to play for the Jets and Cardinals since playing for the Bengals from 1984-92. The team was struggling with a 2-7 record on Nov. 9 at Indianapolis when Blake was sidelined with a concussion, and the 36-year-old Esiason entered the game in the third quarter and led a comeback victory. The Bengals lost the next week at Pittsburgh with Blake as the starter, and Esiason was named starter for the final five games. The Bengals were 4-1 in his starts, and they scored 42 points in the start he lost. Esiason did not have enough pass attempts to qualify for a Bengals-record season passer rating, or for the NFL passing title, but he finished the season with a 106.9 rating. The team finished the season 7-9. It was the last Bengals hurrah for Esiason, who retired after the season to take a broadcasting job with ABC's Monday Night Football. The '97 season saw the debut of HB Corey Dillon, a second-round draft choice who stands through 2015 as the club's all-time leading rusher (8061 yards). On Dec. 4 vs. Tennessee at Cinergy Field, Dillon rushed for 246 yards and four TDs, breaking Jim Brown's NFL record for rushing yards in a game by a rookie (237) and tying the Bengals record for TDs and points in a game. Dillon's four TDs and 24 points remain tied for the Bengals record through 2015.

## 1998

On Jan. 24, Bengals OT Anthony Munoz (1980-92) was voted to the Pro Football Hall of Fame. Munoz was part of a five-member induction class, and he and Chicago Bears LB Mike Singletary became the 47th and 48th players among the then-194 members to be elected in their first year of eligibility. The official induction ceremony took place Aug. 1, at the Hall in Canton, Ohio. NFL labor events had led to Munoz gaining free agent status after announcing his retirement following the 1992 season, and he had signed with Tampa Bay (and his former Bengals head coach, Sam Wyche) as a free agent in '93. But Munoz gave up the comeback bid after suffering a shoulder injury in training camp, and because he was not with the Bucs in the regular season, he is recognized in the Hall as having played only for the Bengals. Plans for the Bengals' new stadium hit a serious snag in January of '98, due to a dispute between Hamilton County and the city over the county acquiring 12.5 acres of city land that it needed to build at its preferred western riverfront site. As the stalemate dragged on, the Bengals announced that if no agreement was reached by Jan. 31, the club would no longer be bound by the lease it had signed in spring of 1997. Tension continued to build until, at 1:15 a.m. on Feb. 1, City Council forged a past-the-11th-hour agreement to accept a county proposal. On April 25, officials from the county, city and the Bengals joined in a public groundbreaking for Paul Brown Stadium construction, with plans for the facility to be ready for the 2000 season. The news on the field was not so encouraging, as the team dipped to 3-13 in its second full season under head coach Bruce Coslet. QB Boomer Esiason, who had a sensational late-season return to the starting job in 1997, after four seasons playing elsewhere, announced prior to the season that he was retiring to join ABC's Monday Night Football as a broadcaster. The Bengals signed former Steeler Neil O'Donnell to compete with Jeff Blake for the starting QB job. O'Donnell won the job in training camp, but the team lost nine straight after beating Pittsburgh in Game 5. Blake started Games 14 and 15 before being injured, and the season ended with no clear starter in sight for 1999. HB Corey Dillon rushed for 1130 yards, becoming the first Bengal (and still through 2015 the only Bengal) to top 1000 in each of his first two Cincinnati seasons. In the season opener vs. Tennessee, injury-plagued HB Ki-Jana Carter, top overall pick in the 1995 draft, suffered a season-ending wrist fracture. DT Dan Wilkinson, drafted No. 1 overall by the Bengals in 1994, saw a rather stormy Cincinnati career end prior to the season, when he was traded to Washington for picks in the first and third rounds of the '98 draft. The Bengals used the picks to obtain LB Brian Simmons (first round) and G Mike Goff (third round).

## 1999

For the first year since the idea's original proposal in 1993, plans for the Bengals' new stadium proceeded with only minor issues. The rise of the seating

bowl of Paul Brown Stadium was watched by citizens throughout the year. However, past issues — particularly a delay in Hamilton County's acquisition of needed land from the city — put construction on a very tight schedule to meet the goal of an August, 2000, inaugural game. On the field in '99, veteran Jeff Blake and rookie first-round draft choice Akili Smith would end up sharing QB duties during a 4-12 season. Blake was benched after an 0-4 start, and Smith started and won his NFL debut, 18-17 on Oct. 10 at Cleveland. The game marked the renewal of the "Battle of Ohio" series, as the Browns returned to play as an expansion team. Cleveland had spent three years without NFL football after the Browns moved to Baltimore for 1996. The Bengals did not win again until Game 12, however, and Smith suffered a season-ending ankle injury in Game 9 vs. Jacksonville. Blake engineered three straight wins in Games 12-14, but the team lost the final two. HB Corey Dillon rushed for 1200 yards and went to the Pro Bowl along with KOR Tremain Mack, whose 27.1-yard average was the team record until Adam Jones surpassed it in 2014.

## 2000

The Paul Brown Stadium era began on Aug. 19, as the Bengals christened Cincinnati's new football showplace with a 24-20 preseason win over the Chicago Bears. WR Peter Warrick scored the first Bengals preseason points in PBS on a 14-yard end-around run in the first quarter. In the stadium's Grand Opening regular-season game Sept. 10 vs. Cleveland, before a Cincinnati sports record crowd of 64,006 (since surpassed by the Bengals). But the Browns won the game, 24-7. Rookie WR Ron Dugans scored the first Bengals regular-season points in PBS on a four-yard TD pass from Akili Smith. The '00 Bengals drew four other crowds which exceeded the pre-PBS record for a sports crowd in Cincinnati, but the Browns game stood as the new record through 2000. On Sept. 25, following an 0-3 start to the season, Bruce Coslet resigned as head coach and was replaced by assistant head coach/defensive coordinator Dick LeBeau, who was named interim head coach. The team finished 4-9 under LeBeau, including 4-6 in the final 10 games and a 2-2 mark in the final four. On Dec. 20, LeBeau signed a multi-year contract to begin in 2001. LeBeau's first victory, on Oct. 22 vs. Denver, featured a then NFL-record 278 rushing yards by Corey Dillon, who went on to set a Bengals record (since broken) of 1435 yards for the season, earning his second straight trip to the Pro Bowl. Against Denver, Dillon broke a 1977 record of 275 yards set by Chicago's Walter Payton. It was an all-or-nothing day for Dillon, as he was stopped on 10 of his 22 carries for one or fewer yards, but he had five runs of 30-plus, including TD runs of 65 and 41 yards. "It seemed like a high school game," Dillon said of his numbers. Dillon's 278 stood as the NFL record until Sept. 14, 2003, when Baltimore's Jamal Lewis had a 295-yard game vs. Cleveland, and Dillon's total ranks fourth in league history through 2015. The Denver game was Cincinnati's first regular-season win at Paul Brown Stadium. Akili Smith opened the year as starting QB, but the offense stalled, and he was replaced after a Nov. 5 loss at Dallas by veteran 2000 free agent signee Scott Mitchell. Prior to the season, on June 1, the Bengals released HB Ki-Jana Carter, their injury-plagued 1995 top draft pick. On July 20, Cincinnati released talented but malcontent WR Carl Pickens. Pickens' departure had left Darnay Scott set to take over as the No. 1 wideout, but Scott suffered a broken leg in training camp on Aug. 1 and missed the season.

## 2001

The Bengals got off to a 4-3 start in Dick LeBeau's first full season as head coach, but they did not win again until the final two games, finishing 6-10. The defense finished No. 9 in the NFL, but the offense ranked 23rd. The early season was played amidst the tragedy of the Sept. 11 terrorist attacks in New York and Washington D.C. All of the NFL's Week 2 games, scheduled for Sept. 16-17, were postponed until the first weekend in January, the weekend after the regular season had been scheduled to end. The Bengals resumed play on Sept. 23, moving to 2-0 with a win over Baltimore at Paul Brown Stadium, and by that time stadium security procedures had been strengthened, including a ban on "coolers, backpacks and oversize purses." Also, the Federal Aviation Administration moved to ban aircraft from operating within three miles of outdoor venues with events in progress. Free agent signee Jon Kitna took over as the starting QB, winning a training camp battle with Scott Mitchell and Akili Smith. The '01 season featured the Bengals' first visit to Pittsburgh's new Heinz Field, on Oct. 7. On Oct. 28 at Detroit, a 31-27 Bengals win featured a 96-yard TD run by HB Corey Dillon, which stands through 2015 as the longest scrimmage play in Bengals history. The '01 season was the first for flamboyant WR Chad Johnson, who through 2015 is Cincinnati's all-time leader in receptions (751) and receiving yards (10,783). Johnson, a second-round draft pick from Oregon State, put up only modest rookie numbers, missing four games with a collarbone fracture, but he publicly pleaded with coaches and medical staff to let him come back sooner from the injury, and he promised, "I'm going to make a lot of noise here early."

On Oct. 14, the Bengals re-set their own record for the largest crowd ever at a Cincinnati sports event, as 64,217 fans watched a 24-14 win over Cleveland.

## 2002

The Bengals began the season in a new division, the AFC North, as the NFL realigned into eight four-team divisions. The Bengals were successful in efforts to keep longtime rivals Cleveland and Pittsburgh as division foes, and the Baltimore Ravens completed the four-team lineup. The Bengals entered the season after an encouraging 2001 finish. But despite some noteworthy individual performances, the team sunk to the worst record (2-14) in franchise history. The team was hit hard by injuries, losing the league's second-highest number of games by starters. The offense got off to a very slow start with free agent signee Gus Frerotte at QB. The offense perked up noticeably after the 2001 starter, Jon Kitna, returned to the No. 1 QB role. For the first time since 1989, Cincinnati had a 3000-yard passer (Kitna), a 1000-yard rusher (Corey Dillon) and a 1000-yard receiver (Chad Johnson). Johnson had the first of his club-record 31 games of 100 receiving yards on Nov. 10 at Baltimore (seven-for-110). On Oct. 27 vs. Tennessee, Dillon raised his Bengals career rushing total to 6542 yards, passing James Brooks (6447) into the all-time franchise lead that he still holds through 2015 with 8061 yards. The Bengals set a team record for pass completions with 350 (since surpassed). But the team was 0-7 before getting a win at expansion Houston. The defense was inconsistent, and with nine TDs allowed on special teams or by the offense, the Bengals as a team allowed the second-most points (456) in club history. On Dec. 30, it was announced that head coach Dick LeBeau would not be retained for 2003.

## 2003

The Bengals launched a new era on Jan. 14, when Marvin Lewis was hired as the ninth head coach in franchise history. "We've turned over a new leaf," said Bengals president Mike Brown, and the Bengals have had no other coach since. Lewis has become the franchise's all-time leader in tenure (13 seasons through 2015) and wins (112). At the time of his hiring, Lewis was the eighth African-American to be named an NFL head coach. Architect of the Baltimore Ravens' record-setting Super Bowl defense in 2000, Lewis received a broad mandate from Bengals ownership to implement his program, and the team finished 8-8, six games better than the 2-14 Bengals of 2002. Though the Bengals missed the playoffs — eliminated on the final weekend of the season — their six-game improvement was the biggest of any NFL team from '02 to '03. It was also the second-biggest one-year improvement in Bengals history. Lewis finished second to Bill Belichick, coach of the World Champion New England Patriots, in Associated Press voting for NFL Coach of the Year. The season included the four largest pro sports crowds in Cincinnati history (to that time), topped by 65,362 on Dec. 28 vs. Cleveland, and the highlight game was a 24-19 win on Nov. 16 over an unbeaten (9-0) Kansas City team. The Chiefs game started what would be a franchise-record streak of 57 consecutive home sellouts in regular season and postseason. WR Chad Johnson, who led the AFC with 1355 receiving yards, signed a five-year contract extension in November. Prior to the season, the Bengals had the No. 1 overall pick in the NFL Draft for the third time in team history, and the club chose Southern California QB Carson Palmer. Palmer was signed on April 24, just before the actual draft, as the Bengals took the option to execute an early signing. Palmer did not play as a rookie, as veteran Jon Kitna was the only NFL QB to play every offensive snap for his team, but Palmer would go on to set numerous Bengals passing records, beginning his playing career in 2004. QB Akili Smith, an unsuccessful first-round QB choice in 1999, was released on June 2. In an ironic twist for longtime Bengals followers, the club prior to the season hired Ricky Hunley as LBs coach. Hunley was a Bengals first-round draft choice as a player (LB) in 1984, but he never signed with Cincinnati, staging the longest holdout in franchise history before being traded to Denver on Oct. 9, 1984.

## 2004

In their second season under head coach Marvin Lewis, the Bengals continued their rebuilding process, posting a second straight 8-8 record. All eight regular-season games at Paul Brown Stadium were sellouts — the first sold-out regular season since 1992 at Riverfront Stadium — and the total regular-season attendance of 524,248 put the team over the half-million mark for the first time. The team's break-even finish was a creditable performance, given that injuries were severe (18 players were placed on season-ending medical reserve lists) and that second-year QB Carson Palmer was seeing his first NFL playing time. Palmer, the 2003 first overall NFL draft pick, had not played as a rookie while backing up Jon Kitna. Palmer started the first 13 games before missing the final

three with a knee strain. HB Rudi Johnson rushed for a club-record 1454 yards (a mark he later broke), and the team had four players named to the Pro Bowl, its highest total since 1990. The Pro Bowl quartet was Rudi Johnson, WR Chad Johnson, OT Willie Anderson and CB Tory James. K Shayne Graham set a club record with 122 points (since surpassed by Mike Nugent). Home games were played on a new, synthetic FieldTurf surface, on which installation was complete in early July. PBS had grass fields from 2000-03, but durability and maintenance issues dictated a switch. The team also made its first significant uniform change since 1981. The signature striped helmet was not changed, but the jersey design was modernized, black pants were added as a regular option to white pants, and a special-occasion orange jersey was added for up to two games per year. The team wore orange jerseys for the first time in franchise history in a 26-3 win vs. Dallas on Nov. 7. On Nov. 28, the Bengals played in what remains through 2015 as the second-highest scoring game in NFL history, a 58-48 home win over Cleveland (106 total points). The game stands through '15 as the only one in which the Bengals have scored in double figures in all four quarters (14-13-14-17). Prior to the season, HB Corey Dillon, the club's all-time rushing yards leader, was traded to New England for a second-round 2005 draft choice (Bengals chose S Madiou Williams).

## 2005

In head coach Marvin Lewis' third season, the Bengals returned to the playoffs, winning the AFC North Division title with an 11-5 record. But Cincinnati lost 31-17 to Pittsburgh in a Wild Card round playoff game, the first postseason game at Paul Brown Stadium, and QB Carson Palmer's postseason was regrettably short. Palmer, who posted a 101.1 regular-season passer rating, a Bengals record at the time, was lost to a serious knee injury on the club's second offensive snap in the playoff game, downed by former Bengal Kimo von Oelhoffen. On the play, Palmer had launched a 66-yard completion to WR Chris Henry. In the regular season, the team won its first four games, including an 88-29 point margin in the first three. The Bengals clinched the division title in Game 14, with a 41-17 victory at Detroit. A number of club individual single-season records were set, including two that still stand through 2015 — 1458 rushing yards by HB Rudi Johnson and 10 INTs by CB Deltha O'Neal. Five Bengals were voted to the Pro Bowl, the largest Cincinnati contingent since the 1989 team placed six. The five were Palmer, O'Neal, OT Willie Anderson, K Shayne Graham and WR Chad Johnson. The season's home crowds included the top four attendance figures in franchise history to that time, headed by 66,104 for the Bengals-Steelers game on Oct. 23. Two notable Bengals "voices" passed away in '05. Phil Samp, the team's radio play-by-play man from 1968-90, died on March 10, and Tom Kinder Sr., the stadium public address announcer from 1968-2004, died on April 10.

## 2006

For the first time since 1992, the Bengals sold out all games before the season began, and a waiting list was established for new season ticket buyers. The regular-season attendance mark was 527,870, for an average of 65,984, and both the total and the averages stand through 2015 as club records. Also prior to the season, it was also announced that head coach Marvin Lewis had signed a contract extension through 2010. Lewis completed his fourth season by joining Paul Brown as the only Bengals head coaches to go four straight seasons without a losing record, but though the team remained in contention until the final weekend, it missed the '06 playoffs with an 8-8 mark. The Bengals lost their last three games after standing 8-5. A win in either of the two final games could have secured a playoff berth, but Cincinnati lost 24-23 in Game 15 at Denver when an errant PAT snap foiled a chance to force overtime, and the Bengals lost the season finale in overtime vs. Pittsburgh, after record-setting K Shayne Graham missed a 39-yard FG try on the final play of regulation. QB Carson Palmer, sidelined with a major knee injury in the 2005 postseason, made good on his bid to play the full 2006 regular season, starting every game. He set a club record to that point with 4035 passing yards, and he boldfaced his status as the cornerstone of the roster by winning the Most Valuable Player Award in the Pro Bowl on Feb. 10, 2007. He stands through the 2015 season as the only Bengal to win the award. The season was a particularly notable one for flamboyant WR Chad Johnson. In March, NFL owners voted to clamp down on player end-zone celebrations, an art that Johnson had been increasingly expanding in production value. In April, Johnson was signed to a contract extension through 2011. He was featured on a Sports Illustrated cover in October, and for the season he became the only Bengal (through 2015) to lead the NFL in receiving yards, with 1369. Johnson set a still-standing Bengals record for receiving yards in a game, with 260 on Nov. 12 vs. San Diego, and with 190 the next week at New Orleans, he set an NFL record at the time for receiving yards in consecutive games (450). Also in '06, Johnson became the only player to lead the AFC or NFC in receiving

yards for a fourth consecutive season. No other player has done it since (through 2015). In February, federal judge S. Arthur Spiegel dismissed a Hamilton County lawsuit against the Bengals regarding the Paul Brown Stadium lease, ending two years of legal disputes. In March, the Bengals and Buffalo Bills were the only NFL teams to vote against a new Collective Bargaining Agreement with the players, deeming it unsound, and as time would pass, numerous owners and analysts would in hindsight praise the Cincinnati-Buffalo stance. The 2006 agreement, in some views, ultimately led to the conditions that caused a lockout of players from March through July of 2011. The Bengals in '06 were among a number of teams responding to concerns about rowdy fan behavior at NFL games. The club installed and staffed a "Jerk Line" that fans could call during games to report problems. LB David Pollack, Cincinnati's top draft choice in 2005, suffered what would prove to a career-ending neck fracture in the season opener at Cleveland. Pollack was never paralyzed and made a full recovery, but after some consideration of a comeback, he ultimately decided against it and moved into a successful career as a sports broadcaster.

## 2007

In a Harris Interactive survey released in February, Paul Brown Stadium was the only football stadium to make a list of "America's Favorite 150 Buildings and Structures." PBS ranked 101st on the list, whose range included all manner of major structures, including skyscrapers, museums, churches, hotels and even bridges. (The Empire State Building ranked first). Among all sports venues, only Wrigley Field (31) and the old Yankee Stadium (84) ranked higher than PBS. For the second straight season, the Bengals sold out all games before the season began. The team entered the season with high expectations, with its first two home games selected for ESPN Monday Night Football. But the season's first half ended with a disappointing 2-6 record, and a second-half rally lifted the club only to 7-9, the first losing season for head coach Marvin Lewis. WR T.J. Houshmandzadeh tied for the league receptions title (112), setting a club record that still stands through 2015 and becoming the only Bengal ever to gain a share of the league lead. WR Chad Johnson broke his own team receiving yards record with 1440, a season mark that stands through 2015, and K Shayne Graham set two marks that stand through '15 — season field-goal percentage (91.2 on 31-of-34) and FGs in a game (seven). Graham was seven-for-seven on Nov. 11 at Baltimore, scoring all of Cincinnati's points in a 21-7 win. On Sept. 16 at Cleveland, QB Carson Palmer set a Bengals game record (still standing through 2015) with six TD passes, but the Bengals lost in a 51-45 shootout to the underdog Browns, starting a four-game losing streak that followed a season opening Monday night win vs. Baltimore. On Oct. 28 vs. Pittsburgh, the team established a franchise record for single-game attendance, recording a figure of 66,188. That number stands through 2015 as the largest crowd ever to attend a sports event in Cincinnati, and other Bengals crowds at Paul Brown Stadium more than fill out the other spots on the all-time Cincinnati top 10.

## 2008

With a club-record 23 players sent to the Reserve/Injured list, the Bengals struggled to a 4-11-1 finish. And that list of 23 did not include the biggest missing name, QB Carson Palmer, who stayed on the roster all season but played in only four games due to an elbow injury. Ryan Fitzpatrick replaced Palmer at QB. The team partly salvaged the season, going 4-3-1 in the campaign's second half, but that was after an 0-8 start. Though the offense was near record lows in many statistical categories, the defense was promising under new coordinator Mike Zimmer, rising to a No. 12 NFL yardage ranking, the team's best since 2001. For the third straight year, all home games were declared sold out before the season began. The Bengals' 13-13 tie on Nov. 16 vs. Philadelphia was the NFL's first deadlock since 2002, and some players on both teams would admit that they had been expecting the contest to continue when the 15-minute overtime ended scoreless, not realizing that NFL games still could end in ties. It was the first overtime tie in Bengals history (a second occurred in 2015). The Bengals had played one other tie, at Houston in 1969, but that game went just the regulation four quarters, as overtime was not yet in the rules. On Aug. 29, star WR Chad Johnson legally changed his name to Chad Ochocinco, a Spanish reference to his uniform number (85). But he was not permitted to have the new name on his jersey until 2009, after he had fulfilled contractual obligations regarding the purchase of existing licensed "Johnson" merchandise. In 2012, while with the Miami Dolphins, Ochocinco would change his name back to Johnson, and the league subsequently determined that in all future references in league material, the player would be known as Johnson, regardless of the year involved. The 2008 preseason ended with dramatic final cuts, as those released included three Bengals with six Pro Bowls among them — OT Willie Anderson, HB Rudi

Johnson and CB Deltha O'Neal. On May 19, the Bengals waived talented but troubled LB Odell Thurman, who had been a rookie sensation in 2005. Thurman had not played in 2006 or '07, suspended by the NFL for various behavior issues, and on May 19 Bengals coach Marvin Lewis said the team "had not seen the right steps taken" by Thurman to justify another chance to play for Cincinnati. Thurman would not play again anywhere in the NFL.

## 2009

Rebounding from the disappointment of injury-plagued 2008, the Bengals won their second division championship under coach Marvin Lewis, finishing with a 10-6 record. Their march to the AFC North title included a 6-0 mark in division games, marking the only time in franchise history (through 2015) for Cincinnati to sweep its division opponents. The Bengals were eliminated in the first round of the playoffs, however, losing 24-14 to the visiting N.Y. Jets, who went on to reach the AFC Championship Game. The Bengals weathered tragedy en route to the title. On Oct. 8, Vikki Zimmer, wife for 27 years to Bengals defensive coordinator Mike Zimmer, died unexpectedly in Cincinnati. And on Dec. 17, WR Chris Henry died in New Orleans from injuries suffered in a Dec. 16 fall from a moving pickup truck. Henry was not with the team at the time, recuperating in his hometown from a forearm fracture suffered Nov. 8 vs. Baltimore. The Bengals chartered a plane for the entire team to attend Henry's funeral in New Orleans on Dec. 22, and NFL Commissioner Roger Goodell also attended. On the field in '09, the Bengals were led by their defense, which continued rapid improvement under coordinator Zimmer. The Bengals finished fourth in the NFL in fewest yards allowed (301.4 per game). The team suffered a stunning home loss to Denver in the season opener, on a wildly improbable late play, but Cincinnati rebounded to win its next four. The Bengals led Denver 7-6 with less than a minute to play, but the Broncos won 12-7 on an 87-yard TD pass that was deflected by the Bengals defense to Denver's Brandon Stokley, who was not the intended receiver. The play stands through 2015 as the NFL's longest game-winning TD play from scrimmage in the final minute of the fourth quarter. On Oct. 4, Shayne Graham's 31-yard FG beat the Browns 23-20 in the longest Bengals game not to end in a tie. Graham's winning kick came with :04 remaining in overtime. On Oct. 25 vs. Chicago, Bengals HB Cedric Benson vaulted into the NFL rushing lead with a 189-yard game against Chicago, the team with which he had debuted unsuccessfully as a high first-round draft choice. The Bengals won 45-10 in a game nicknamed the "Benson Bowl," and NFL Network reported that Benson's rushing total was the most by a player against his former team in league history, with research going back to 1950. Long known for his mischievous on-field antics, WR Chad Johnson logged his last significant zany move as a Bengal on Nov. 8 vs. Baltimore, when he playfully offered a dollar bill to the officiating crew as they were discussing a ruling. The NFL was not amused, and Johnson was fined \$20,000. In Games 10-12, for the only time in franchise history (through 2015), the Bengals got 100-yard rushing games from three different players in a span of three games (Bernard Scott at Oakland, Larry Johnson vs. Cleveland and Cedric Benson vs. Detroit). It was the first such instance in the NFL since 1993. Benson set a Bengals individual record for 100-yard rushing games in a season (six), and the club set a mark with eight. Both marks stand through 2015.

## 2010

The most recent non-playoff season for the Bengals was a trying one. Following a 2009 division championship, the team never jelled despite having veteran talent, including a season as a free agent for high-profile WR Terrell Owens. After a 2-1 start, the Bengals tied a dubious team one-season record by losing 10 in a row. Wins in two of the last three games did little to ease the dissatisfaction. Head coach Marvin Lewis ended the season with an expired contract, but two days after the season finale, it was announced that Lewis had signed to return for a franchise-record ninth season in 2011, a wise move given that the next five Bengals teams would make the playoffs. In '10, Owens and WR Chad Johnson combined for 139 receptions for 1814 yards and 13 TDs, and Cedric Benson rushed for 1111 yards while Carson Palmer passed for 3970. But the team could not deliver in the clutch. Opponents scored eight TDs on returns (INTs, fumbles, kicks), and the Bengals were minus-eight in turnover differential. Injuries played a part, as the Bengals were forced to place 17 players on the Reserve/Injured list, and nine were veteran defensive players who would have started or seen significant action if healthy. The season was the last one in stripes for Chad Johnson, who completed the year with franchise career record records (still standing through 2015) for receptions (751), receiving yards (10,783), receiving TDs (66) and most 100-yard receiving games (31). The club recorded a franchise-record 57th consecutive sellout (regular and postseason) for a Monday night game on Nov. 8 vs. Pittsburgh, but the streak ended when the Nov. 21 Buffalo game failed to sell out. The Bengals played five preseason



games, their most since 1988, as the club was selected to open the NFL preseason against Dallas in the Pro Football Hall of Fame Game on Aug. 8 at Canton, Ohio. On Aug. 7, former Bengals assistant coach and head coach Dick LeBeau was inducted into the Hall of Fame. LeBeau, who spent 18 years on the Cincinnati coaching staff, also had a stellar playing career as a DB with the Detroit Lions, and after leaving Cincinnati he became a successful defensive coordinator with Pittsburgh.

## 2011

Shortly after re-signing for a Bengals-record ninth season as head coach, Marvin Lewis had a message for Bengals fans upset over the 2010 team's 4-12 record. "I will fix us," Lewis pledged, and the record would bear him out. Lewis led a young team — the AFC's youngest as of Week 1 — to a 9-7 record and a Wild Card playoff berth. Cincinnati lost at Houston in the Wild Card game. The young Bengals squad was not able to work with the coaching staff until late July, due to a player lockout over labor issues that had begun in March. The lockout ended just as training camps were due to open, with the announcement of a new NFL Collective Bargaining Agreement. But Cincinnati's players had staged numerous workouts on their own during the lockout, and two veteran leaders — DT Domata Peko and OT Andrew Whitworth — were accorded great credit for helping the team hang together in preparation for its surprise season. The Bengals defied widespread last-place predictions from preseason analysts by putting new offensive pieces together quickly. Working in the scheme of new coordinator Jay Gruden, the club's top two draft picks — WR A.J. Green and QB Andy Dalton — became the first rookie QB-WR duo in NFL history to make the Pro Bowl. K Mike Nugent, from nearby Centerville, Ohio, set club records (still standing through 2015) for points (132) and FGs (33) in a season. The defense, in its fourth season under coordinator Mike Zimmer, ranked seventh in the NFL. DT Geno Atkins, a fourth-round 2010 draft pick, began emerging as one of the best draft steals in franchise history, tying for the NFL lead in sacks (7.5) among interior linemen and earning his first Pro Bowl berth. Dalton's success at QB led to the Bengals trading holdout veteran QB Carson Palmer to Oakland on Oct. 18, and Cincinnati received Oakland's first-round 2012 draft choice and second-round 2013 draft choice. The picks were used on CB Dre Kirkpatrick (2012) and HB Giovani Bernard (2013). On July 29, the Bengals traded talented but problematic Chad Johnson, their all-time leader in receptions (751) and receiving yards (10,783), to New England for a fifth-round and a sixth-round draft choice. Cincinnati used the picks to draft WRs Marvin Jones (2012) and Cobi Hamilton (2013). Johnson would make only 15 more NFL catches, released by New England in June of 2012 and released by Miami the following August. Lewis closed the year with 69 career victories, passing Sam Wyche (64) for most by a Bengals head coach. Through 2010, Lewis had been tied with Wyche and Paul Brown for most seasons as Bengals head coach (eight).

## 2012

The Bengals brought training camp to downtown Cincinnati, holding camp at the club's home facility for the first time. The team had trained for 29 seasons at Wilmington (Ohio) College and for the next 15 at Georgetown (Ky.) College. Changes in the NFL's Collective Bargaining Agreement helped drive the change, as the Bengals joined a majority of NFL teams which had switched to their home bases. With the new CBA reducing the amount of time players could be on the practice field, it was thought that their increased non-field time could be much better used at Paul Brown Stadium, where medical and classroom facilities were far superior to any remote camp site. Plans for a second straight playoff season seemed to have gone awry when the team lost four straight after a 3-1 start, standing 3-5 at the season's halfway point. But the Bengals stormed back to go 7-1 in the second half and clinched a Wild Card postseason berth with a 10-6 record. The only loss in the final eight games came by one point, 20-19 to Dallas, on a Cowboys FG at the final gun. Of 131 NFL teams to post 3-5 starts between 1990-2012, the Bengals were one of only nine to reach the playoffs, and the 7-1 finish tied the 1981 Cincinnati Super Bowl team for best second-half record in a 16-game season. Cincinnati lost at Houston in the first round of the playoffs for the second straight year, but it was the first time for the Bengals to reach postseason two years in a row since 1981-82. The Bengals clinched their playoff berth with a 13-10 win at Pittsburgh in Game 15, at the same time eliminating the rival Steelers from contention. CB Leon Hall got the only Bengals TD against the Steelers, on a 17-yard INT return. The defense ranked sixth in the NFL in fewest yards allowed (319.7 per game), and it collected a team-record 51 sacks (though the 1976 team, in a 14-game season, had a higher average of sacks per game). All-Pro DT Geno Atkins led the sack parade with 12.5, third-most in club history and most on the season by a margin of 4.5 among NFL interior linemen. WR A.J.

Green scored at least one TD in nine straight games (Games 2-10), a Bengals record for within one season. He became only the second NFL player in a 48-year span to have at least one receiving TD in nine straight games in a season, joining Hall of Famer Jerry Rice. P Kevin Huber posted averages of 46.6 gross and 42.0 net, club records that he reset in 2014. New technology lessened the need of the '12 team for notebooks and attention to bulletin boards, as the Bengals became one of the first NFL clubs to issue players iPads, for easy distribution of schedules, video and other key information. Shortly after the end of the season, Bengals RBs coach Jim Anderson announced his retirement. Anderson had joined the Bengals staff in 1984, and his 29 seasons stand through 2015 as a franchise record for most total seasons on the Cincinnati coaching staff. During his last six seasons, Anderson had the most consecutive years with his team of any position coach in the NFL.

## 2013

Coach Marvin Lewis led the Bengals to their third straight playoff appearance — a franchise first. Cincinnati won its third AFC North Division title under Lewis, posting an 11-5 record and clinching the crown with a 42-14 rout of Minnesota in Game 15. The Bengals went 8-0 at home for the second time in club history (also 1988), and they were among only five NFL clubs to reach the postseason each year from 2011-13. They were in the postseason for the fourth time in five years, among only six teams to qualify four or more times in that span. For the third straight season, however, the playoffs ended all too soon for Cincinnati, as San Diego prevailed 27-10 in a first round game at Paul Brown Stadium. The '13 team played three overtime games, most in a season in franchise history. They won the first OT contest, but lost in OT in consecutive weeks in Games 9 and 10. It was the first time in franchise history for the team to play two straight OT games. The consecutive losses dropped the team's record to 6-4, but Lewis' club closed the season with five wins in the last six games. QB Andy Dalton set franchise records for passing yards (4293) and TD passes in a season (33), and he became one of only five QBs in NFL history to pilot a playoff club in his first three seasons in the league. WR A.J. Green was named to the Pro Bowl for the third time in his three-year career, and he set club records for most 100-yard receiving games in a season (six) and most consecutive 100-yard receiving games (five). Second-year WR Marvin Jones also posted a club mark, becoming the first Bengal with four TD receptions in a game (Oct. 27 vs. N.Y. Jets). Jones accomplished his feat in the franchise's 700th regular-season game. Green (11) and Jones (10) became the first Bengals duo to each hit double figures in TD receptions in a season. Marvin Lewis earned a "coaching-tree" compliment after the season when, in an NFL rarity, each of his coordinators signed as NFL head coaches. Offensive coordinator Jay Gruden went to Washington, and defensive boss Mike Zimmer went to Minnesota. Also in the TV realm, the Bengals in '13 agreed for the second time in five years to be featured during preseason on the all-access HBO series, "Hard Knocks." The club allowed virtually unfettered access to team activities to crews from NFL Films. Though many NFL clubs have shied from invitations to be a Hard Knocks team, the Bengals won the AFC North title for the second straight time after doing the show, as they also won after doing Hard Knocks in 2009.

## 2014

Head coach Marvin Lewis led the Bengals to a 10-5-1 record and a Wild Card playoff berth, and to new heights in terms of consistent success for the franchise. Lewis had the team in postseason for the fourth straight year, extending the club-record of three set in 2013 — and the team established a new club mark with a third straight season of double-digit wins. The season ended when an injury-depleted team lost 26-10 at Indianapolis in a Wild Card playoff game, but the Bengals stood as one of only four NFL teams to have made the playoffs four straight years. Lewis' club record for head coaching victories was extended to 100 in the season's final win, a Monday night playoff clincher in Week 16 vs. Denver. The Bengals tied a franchise record with four regular-season games in prime time on national TV. WR A.J. Green was voted to a fourth straight Pro Bowl, joining WR Isaac Curtis as the only Bengals selected in each of their first four seasons, and CB Adam Jones became the first Bengal to win an NFL kickoff return title, averaging a franchise-record 31.3 yards. In the year's biggest off-field story, DT Devon Still touched hearts across the nation with his openness regarding his daughter Leah being diagnosed with cancer. was presented with a check for \$1.3 million. During training camp, the team signed QB Andy Dalton to a six-year contract extension, running through 2020. On April 17, the club continued its leading role in development of the Cincinnati downtown riverfront, announcing an agreement with Hamilton County that helped The Bengals worked to have sales of Still's No. 75 jersey benefit pediatric cancer research, and nearly 15,000 jerseys were sold to buyers near and far. At the Nov. 6 home game vs. Cleveland, Cincinnati Children's Hospital Medical Center

pave the way for General Electric to bring a major office facility to the emerging Banks neighborhood between Paul Brown Stadium and the Reds' Great American Ball Park. Fans at home games in 2014 enjoyed the benefits of the first state-of-the-art WiFi system throughout PBS.

## 2015

The Bengals extended their franchise record for consecutive playoff seasons to five and stood as one of only four NFL teams to qualify those five consecutive years. But it was one of the more bittersweet seasons in club history. The team got off to an 8-0 start, setting a franchise record for most consecutive wins within a season and tying the mark for most wins regardless of seasons. The 12-4 finish tied Cincinnati records for most wins in a season and best winning percentage in a 16-game season. QB Andy Dalton was a huge key to it all, winning the AFC passing title with a Bengals-record 106.3 rating. But Dalton suffered a thumb injury in Game 13 vs. Pittsburgh and missed the remainder of

the campaign, including a dramatic 18-16 loss to Pittsburgh in the first round of the playoffs. Backup QB AJ McCarron, who went 2-1 as a starter in the last three regular season games, rallied the Bengals in the playoff game from a 15-0 deficit after three quarters to a 16-15 lead with 1:50 to play. But the Steelers came back for a winning FG after recovering a fumble by Bengals HB Jeremy Hill deep in Pittsburgh territory. The Bengals' 2016 accomplishments also included a No. 2 NFL finish in scoring defense (17.4), the highest in club history. The club's most singular game accomplishment came Oct. 11 vs. Seattle, when the Bengals overcame a 17-point fourth-quarter deficit (24-7) to win 27-24 in overtime. The last time any NFL team had won a regular season or postseason game after trailing by 17 in the fourth quarter had been Week 15 of 2010, and Cincinnati's win ended a streak of 427 consecutive games in which teams trailing by 17-plus in the fourth quarter had lost. By the end of the postseason, the game stood as the only win for such a trailing team in the previous 536 instances. The Bengals in 2015 further extended an impressive popularity streak, running to 168 the number of consecutive weeks in which a televised regular season or postseason game was the No. 1-ranked program for the week in Cincinnati.

# ALL-TIME RESULTS

## REGULAR SEASON AND POSTSEASON

All-time regular-season record: 338-399-3 (205-163-2 home, 133-236-1 road)

All-time postseason record: 5-14 (5-5 home, 0-7 road, 0-2 neutral)

(All games listed are Sunday afternoon games unless noted otherwise. Opponents are capitalized for games in which the Bengals were the home team, including those games played at neutral sites.)

1968

3-11-0 (2-5 HOME, 1-6 ROAD) 5TH IN AFL WEST

HEAD COACH: PAUL BROWN

DATE	OPPONENT	W-L	SCORE	ATT.	STADIUM/NOTES
Sept. 6	at San Diego Chargers.....	L	13-29	33,687	San Diego Stadium/Friday night
Sept. 15	DENVER BRONCOS.....	W	24-10	25,049	Nippert Stadium
Sept. 22	BUFFALO BILLS.....	W	34-23	24,045	Nippert Stadium
Sept. 29	SAN DIEGO CHARGERS.....	L	10-31	28,642	Nippert Stadium
Oct. 6	at Denver Broncos.....	L	7-10	41,257	Bears Stadium
Oct. 13	at Kansas City Chiefs.....	L	3-13	47,096	Municipal Stadium
Oct. 20	MIAMI DOLPHINS.....	L	22-24	25,942	Nippert Stadium
Oct. 27	at Oakland Raiders.....	L	10-31	37,083	Oakland Coliseum
Nov. 3	HOUSTON OILERS.....	L	17-27	24,012	Nippert Stadium
Nov. 10	KANSAS CITY CHIEFS.....	L	9-16	25,537	Nippert Stadium
Nov. 17	at Miami Dolphins.....	W	38-21	31,747	Orange Bowl
Nov. 24	OAKLAND RAIDERS.....	L	0-34	27,116	Nippert Stadium
Dec. 1	at Boston Patriots.....	L	14-33	17,796	Fenway Park
Dec. 8	at N.Y. Jets.....	L	14-27	61,111	Shea Stadium
Dec. 15	— BYE —				

REGULAR-SEASON TOTALS 3-11-0 215-329 — Regular-season home att.: 180,343

1969

4-9-1 (4-3 HOME, 0-6-1 ROAD) 5TH IN AFL WEST

HEAD COACH: PAUL BROWN

DATE	OPPONENT	W-L	SCORE	ATT.	STADIUM/NOTES
Sept. 14	MIAMI DOLPHINS.....	W	27-21	25,335	Nippert Stadium
Sept. 21	SAN DIEGO CHARGERS.....	W	34-20	26,243	Nippert Stadium
Sept. 28	KANSAS CITY CHIEFS.....	W	24-19	27,812	Nippert Stadium
Oct. 4	at San Diego Chargers.....	L	14-21	52,748	San Diego Stadium/Saturday night
Oct. 12	N.Y. JETS.....	L	7-21	27,927	Nippert Stadium
Oct. 19	DENVER BRONCOS.....	L	23-30	27,920	Nippert Stadium
Oct. 26	at Kansas City Chiefs.....	L	22-42	50,934	Municipal Stadium
Nov. 2	OAKLAND RAIDERS.....	W	31-17	27,927	Nippert Stadium
Nov. 9	at Houston Oilers.....	T	31-31	45,298	Astrodome
Nov. 16	BOSTON PATRIOTS.....	L	14-25	25,913	Nippert Stadium
Nov. 23	at N.Y. Jets.....	L	7-40	62,128	Shea Stadium
Nov. 30	at Buffalo Bills.....	L	13-16	35,122	War Memorial Stadium
Dec. 7	at Oakland Raiders.....	L	17-37	54,427	Oakland Coliseum
Dec. 14	at Denver Broncos.....	L	16-27	42,198	Mile High Stadium

REGULAR-SEASON TOTALS 4-9-1 280-367 — Regular-season home att.: 189,077

1970

8-6-0 (5-2 HOME, 3-4 ROAD) 1ST IN AFC CENTRAL

HEAD COACH: PAUL BROWN

DATE	OPPONENT	W-L	SCORE	ATT.	STADIUM/NOTES
Sept. 20	OAKLAND RAIDERS.....	W	31-21	56,616	Riverfront Stadium
Sept. 27	at Detroit Lions.....	L	3-38	58,202	Tiger Stadium
Oct. 4	HOUSTON OILERS.....	L	13-20	55,094	Riverfront Stadium
Oct. 11	at Cleveland Browns.....	L	27-30	83,520	Cleveland Stadium
Oct. 18	KANSAS CITY CHIEFS.....	L	19-27	57,265	Riverfront Stadium
Oct. 25	at Washington Redskins.....	L	0-20	50,415	RFK Stadium
Nov. 2	at Pittsburgh Steelers.....	L	10-21	38,968	Three Rivers Stadium/Monday night
Nov. 8	at Buffalo Bills.....	W	43-14	43,587	War Memorial Stadium
Nov. 15	CLEVELAND BROWNS.....	W	14-10	60,007	Riverfront Stadium
Nov. 22	PITTSBURGH STEELERS.....	W	34-7	59,276	Riverfront Stadium
Nov. 29	NEW ORLEANS SAINTS.....	W	26-6	59,342	Riverfront Stadium
Dec. 6	at San Diego Chargers.....	W	17-14	41,461	San Diego Stadium
Dec. 13	at Houston Oilers.....	W	30-20	34,435	Astrodome
Dec. 20	BOSTON PATRIOTS.....	W	45-7	60,157	Riverfront Stadium

REGULAR-SEASON TOTALS 8-6-0 312-255 — Regular-season home att.: 407,757

AFC DIVISIONAL PLAYOFF

Dec. 26 at Baltimore Colts.....L 0-17 51,127 Memorial/Saturday afternoon

1971

4-10-0 (3-4 HOME, 1-6 ROAD) 4TH IN AFC CENTRAL

HEAD COACH: PAUL BROWN

DATE	OPPONENT	W-L	SCORE	ATT.	STADIUM/NOTES
Sept. 19	PHILADELPHIA EAGLES.....	W	37-14	55,880	Riverfront Stadium
Sept. 26	at Pittsburgh Steelers.....	L	10-21	48,448	Three Rivers Stadium
Oct. 3	at Green Bay Packers.....	L	17-20	56,263	Lambeau Field
Oct. 10	MIAMI DOLPHINS.....	L	13-23	60,099	Riverfront Stadium
Oct. 17	CLEVELAND BROWNS.....	L	24-27	60,284	Riverfront Stadium
Oct. 24	at Oakland Raiders.....	L	27-31	54,699	Oakland Coliseum
Oct. 31	at Houston Oilers.....	L	6-10	37,947	Astrodome
Nov. 7	ATLANTA FALCONS.....	L	6-9	59,604	Riverfront Stadium
Nov. 14	at Denver Broncos.....	W	24-10	51,200	Mile High Stadium
Nov. 21	HOUSTON OILERS.....	W	28-13	59,390	Riverfront Stadium
Nov. 28	SAN DIEGO CHARGERS.....	W	31-0	59,580	Riverfront Stadium
Dec. 5	at Cleveland Browns.....	L	27-31	82,705	Cleveland Stadium
Dec. 12	PITTSBURGH STEELERS.....	L	13-21	60,022	Riverfront Stadium
Dec. 19	at N.Y. Jets.....	L	21-35	63,151	Shea Stadium

REGULAR-SEASON TOTALS 4-10-0 284-265 — Regular-season home att.: 414,859

1972

8-6-0 (4-3 HOME, 4-3 ROAD) 3RD IN AFC CENTRAL

HEAD COACH: PAUL BROWN

DATE	OPPONENT	W-L	SCORE	ATT.	STADIUM/NOTES
Sept. 17	at New England Patriots.....	W	31-7	60,999	Schaefer Stadium
Sept. 24	PITTSBURGH STEELERS.....	W	15-10	54,292	Riverfront Stadium
Oct. 1	at Cleveland Browns.....	L	6-27	81,564	Cleveland Stadium
Oct. 8	DENVER BRONCOS.....	W	21-10	55,812	Riverfront Stadium
Oct. 15	at Kansas City Chiefs.....	W	23-16	79,068	Arrowhead Stadium
Oct. 22	at L.A. Rams.....	L	12-15	73,385	Los Angeles Coliseum
Oct. 29	HOUSTON OILERS.....	W	30-7	59,409	Riverfront Stadium
Nov. 5	at Pittsburgh Steelers.....	L	17-40	50,350	Three Rivers Stadium
Nov. 12	OAKLAND RAIDERS.....	L	14-20	59,485	Riverfront Stadium
Nov. 19	BALTIMORE COLTS.....	L	19-20	49,512	Riverfront Stadium
Nov. 26	at Chicago Bears.....	W	13-3	55,701	Soldier Field
Dec. 3	N.Y. GIANTS.....	W	13-10	59,523	Riverfront Stadium
Dec. 9	CLEVELAND BROWNS.....	L	24-27	59,524	Riverfront Stadium/Saturday afternoon
Dec. 17	at Houston Oilers.....	W	61-17	32,482	Astrodome

REGULAR-SEASON TOTALS 8-6-0 299-229 — Regular-season home att.: 397,557

1973

10-4-0 (7-0 HOME, 3-4 ROAD) 1ST IN AFC CENTRAL

HEAD COACH: PAUL BROWN

DATE	OPPONENT	W-L	SCORE	ATT.	STADIUM/NOTES
Sept. 16	at Denver Broncos.....	L	10-28	49,059	Mile High Stadium
Sept. 23	HOUSTON OILERS.....	W	24-10	51,823	Riverfront Stadium
Sept. 30	at San Diego Chargers.....	W	20-13	46,733	San Diego Stadium
Oct. 7	at Cleveland Browns.....	L	10-17	70,805	Cleveland Stadium
Oct. 14	PITTSBURGH STEELERS.....	W	19-7	55,819	Riverfront Stadium
Oct. 21	KANSAS CITY CHIEFS.....	W	14-6	56,397	Riverfront Stadium
Oct. 28	at Pittsburgh Steelers.....	L	13-20	45,761	Three Rivers Stadium
Nov. 4	at Dallas Cowboys.....	L	10-38	54,944	Texas Stadium
Nov. 11	at Buffalo Bills.....	W	16-13	76,927	Rich Stadium
Nov. 18	N.Y. JETS.....	W	20-14	55,745	Riverfront Stadium
Nov. 25	ST. LOUIS CARDINALS.....	W	42-24	50,918	Riverfront Stadium
Dec. 2	MINNESOTA VIKINGS.....	W	27-0	57,859	Riverfront Stadium
Dec. 9	CLEVELAND BROWNS.....	W	34-17	58,266	Riverfront Stadium
Dec. 16	at Houston Oilers.....	W	27-24	21,955	Astrodome

REGULAR-SEASON TOTALS 10-4-0 286-231 — Regular-season home att.: 386,827

AFC DIVISIONAL PLAYOFF

Dec. 23 at Miami Dolphins.....L 16-34 74,651 Orange Bowl

1974

7-7-0 (4-3 HOME, 3-4 ROAD) 3RD IN AFC CENTRAL

HEAD COACH: PAUL BROWN

DATE	OPPONENT	W-L	SCORE	ATT.	STADIUM/NOTES
Sept. 15	CLEVELAND BROWNS.....	W	33-7	53,113	Riverfront Stadium
Sept. 22	SAN DIEGO CHARGERS.....	L	17-20	51,178	Riverfront Stadium
Sept. 29	at San Francisco 49ers.....	W	21-3	49,895	Candlestick Park
Oct. 6	WASHINGTON REDSKINS.....	W	28-17	56,175	Riverfront Stadium
Oct. 13	at Cleveland Browns.....	W	34-24	70,897	Cleveland Stadium
Oct. 20	at Oakland Raiders.....	L	27-30	51,821	Oakland Coliseum
Oct. 27	HOUSTON OILERS.....	L	21-34	55,434	Riverfront Stadium
Nov. 3	at Baltimore Colts.....	W	24-14	36,110	Memorial Stadium
Nov. 10	PITTSBURGH STEELERS.....	W	17-10	57,532	Riverfront Stadium
Nov. 17	at Houston Oilers.....	L	3-20	44,054	Astrodome
Nov. 24	KANSAS CITY CHIEFS.....	W	33-6	49,777	Riverfront Stadium
Dec. 2	at Miami Dolphins.....	L	3-24	71,962	Orange Bowl/Monday night
Dec. 8	DETROIT LIONS.....	L	19-23	45,159	Riverfront Stadium
Dec. 14	at Pittsburgh Steelers.....	L	3-27	42,878	Three Rivers Stadium/Saturday afternoon

REGULAR-SEASON TOTALS 7-7-0 283-259 — Regular-season home att.: 368,368

1975

11-3-0 (6-1 HOME, 5-2 ROAD) 2ND IN AFC CENTRAL

(WILD CARD QUALIFIER)

HEAD COACH: PAUL BROWN

DATE	OPPONENT	W-L	SCORE	ATT.	STADIUM/NOTES
Sept. 21	CLEVELAND BROWNS.....	W	24-17	52,874	Riverfront Stadium
Sept. 28	at New Orleans Saints.....	W	21-0	52,531	Louisiana Superdome
Oct. 5	at Houston Oilers.....	W	21-19	45,321	Astrodome
Oct. 12	NEW ENGLAND PATRIOTS.....	W	27-10	51,220	Riverfront Stadium
Oct. 19	OAKLAND RAIDERS.....	W	14-10	48,122	Riverfront Stadium
Oct. 26	at Atlanta Falcons.....	W	21-14	45,811	Atlanta-Fulton County Stadium
Nov. 2	PITTSBURGH STEELERS.....	L	24-30	58,418	Riverfront Stadium
Nov. 9	at Denver Broncos.....	W	17-16	49,919	Mile High Stadium
Nov. 17	BUFFALO BILLS.....	W	33-24	56,666	Riverfront Stadium/Monday night
Nov. 23	at Cleveland Browns.....	L	23-35	56,427	Cleveland Stadium
Nov. 30	HOUSTON OILERS.....	W	23-19	46,128	Riverfront Stadium
Dec. 7	at Philadelphia Eagles.....	W	31-0	56,984	Veterans Stadium
Dec. 13	at Pittsburgh Steelers.....	L	14-35	48,889	Three Rivers Stadium/Saturday afternoon
Dec. 21	SAN DIEGO CHARGERS.....	W	47-17	46,474	Riverfront Stadium

REGULAR-SEASON TOTALS 11-3-0 340-246 — Regular-season home att.: 359,902

AFC DIVISIONAL PLAYOFF

Dec. 28 at Oakland Raiders.....L 28-31 53,030 Oakland Coliseum

1976					
10-4-0 (6-1 HOME, 4-3 ROAD)			2ND IN AFC CENTRAL		
HEAD COACH: BILL JOHNSON					
DATE	OPPONENT	W-L	SCORE	ATT.	STADIUM/NOTES
Sept. 12	DENVER BRONCOS .....	W	17-7	53,464	Riverfront Stadium
Sept. 19	at Baltimore Colts.....	L	27-28	50,374	Memorial Stadium
Sept. 26	GREEN BAY PACKERS .....	W	28-7	44,103	Riverfront Stadium
Oct. 3	at Cleveland Browns .....	W	45-24	75,817	Cleveland Stadium
Oct. 10	TAMPA BAY BUCCANEERS.....	W	21-0	49,700	Riverfront Stadium
Oct. 17	at Pittsburgh Steelers.....	L	6-23	48,311	Three Rivers Stadium
Oct. 24	at Houston Oilers .....	W	27-7	45,999	Astrodome
Oct. 31	CLEVELAND BROWNS .....	W	21-6	54,776	Riverfront Stadium
Nov. 8	L.A. RAMS .....	W	20-12	52,480	Riverfront Stadium/Monday night
Nov. 14	HOUSTON OILERS.....	W	31-27	53,243	Riverfront Stadium
Nov. 21	at Kansas City Chiefs.....	W	27-24	46,259	Arrowhead Stadium
Nov. 28	PITTSBURGH STEELERS .....	L	3-7	55,142	Riverfront Stadium
Dec. 6	at Oakland Raiders .....	L	20-35	52,430	Oakland Coliseum/Monday night
Dec. 12	at N.Y. Jets .....	W	42-3	31,067	Shea Stadium
REGULAR-SEASON TOTALS		10-4-0	335-210	—	Regular-season home att.: 362,908

1977					
8-6-0 (5-2 HOME, 3-4 ROAD)			2ND IN AFC CENTRAL		
HEAD COACH: BILL JOHNSON					
DATE	OPPONENT	W-L	SCORE	ATT.	STADIUM/NOTES
Sept. 18	CLEVELAND BROWNS.....	L	3-13	52,847	Riverfront Stadium
Sept. 25	SEATTLE SEAHAWKS.....	W	42-20	45,579	Riverfront Stadium
Oct. 2	at San Diego Chargers.....	L	3-24	40,352	San Diego Stadium
Oct. 9	at Green Bay Packers.....	W	17-7	53,653	Milwaukee County Stadium
Oct. 17	at Pittsburgh Steelers.....	L	14-20	47,950	Three Rivers Stadium/Monday night
Oct. 23	DENVER BRONCOS.....	L	13-24	54,395	Riverfront Stadium
Oct. 30	HOUSTON OILERS.....	W	*13-10	53,194	Riverfront Stadium/*OT
Nov. 6	at Cleveland Browns.....	W	10-7	81,932	Cleveland Stadium
Nov. 13	at Minnesota Vikings.....	L	10-42	45,371	Metropolitan Stadium
Nov. 20	MIAMI DOLPHINS.....	W	23-17	46,733	Riverfront Stadium
Nov. 27	N.Y. GIANTS.....	W	30-13	32,705	Riverfront Stadium
Dec. 4	at Kansas City Chiefs.....	W	27-7	38,488	Arrowhead Stadium
Dec. 10	PITTSBURGH STEELERS.....	W	17-10	36,133	Riverfront Stadium/Saturday afternoon
Dec. 18	at Houston Oilers.....	L	16-21	46,212	Astrodome
REGULAR-SEASON TOTALS		8-6-0	238-235	—	Regular-season home att.: 321,586

1978					
4-12-0 (3-5 HOME, 1-7 ROAD)			4TH IN AFC CENTRAL		
HEAD COACHES: BILL JOHNSON (0-5), HOMER RICE (4-7)					
DATE	OPPONENT	W-L	SCORE	ATT.	STADIUM/NOTES
Sept. 3	KANSAS CITY CHIEFS .....	L	23-24	41,810	Riverfront Stadium
Sept. 10	at Cleveland Browns .....	L	*10-13	72,691	Cleveland Stadium/*OT
Sept. 17	PITTSBURGH STEELERS .....	L	3-28	50,260	Riverfront Stadium
Sept. 24	NEW ORLEANS SAINTS .....	L	18-20	40,455	Riverfront Stadium
Oct. 1	at San Francisco 49ers .....	L	12-28	41,107	Candlestick Park
Oct. 9	at Miami Dolphins .....	L	0-21	54,729	Orange Bowl/Monday night
Oct. 15	NEW ENGLAND PATRIOTS .....	L	3-10	48,699	Riverfront Stadium
Oct. 22	at Buffalo Bills .....	L	0-5	47,754	Rich Stadium
Oct. 29	HOUSTON OILERS .....	W	28-13	50,532	Riverfront Stadium
Nov. 5	at San Diego Chargers .....	L	13-22	43,639	San Diego Stadium
Nov. 13	OAKLAND RAIDERS .....	L	21-34	51,374	Riverfront Stadium/Monday night
Nov. 19	at Pittsburgh Steelers .....	L	6-7	47,578	Three Rivers Stadium
Nov. 26	at Houston Oilers .....	L	10-17	43,245	Astrodome
Dec. 3	ATLANTA FALCONS .....	W	37-7	25,336	Riverfront Stadium
Dec. 11	at L.A. Rams .....	W	20-19	47,471	Los Angeles Coliseum/Monday night
Dec. 17	CLEVELAND BROWNS .....	W	48-16	46,985	Riverfront Stadium
REGULAR-SEASON TOTALS		4-12-0	252-284	—	Regular-season home att.: 355,451

1979					
4-12-0 (4-4 HOME, 0-8 ROAD)			4TH IN AFC CENTRAL		
HEAD COACH: HOMER RICE					
DATE	OPPONENT	W-L	SCORE	ATT.	STADIUM/NOTES
Sept. 2	at Denver Broncos .....	L	0-10	74,788	Mile High Stadium
Sept. 9	at Buffalo Bills .....	L	24-51	43,504	Rich Stadium
Sept. 16	NEW ENGLAND PATRIOTS .....	L	14-20	41,805	Riverfront Stadium
Sept. 23	HOUSTON OILERS .....	L	*27-30	45,615	Riverfront Stadium/*OT
Sept. 30	at Dallas Cowboys .....	L	13-38	63,179	Texas Stadium
Oct. 7	KANSAS CITY CHIEFS .....	L	7-10	40,041	Riverfront Stadium
Oct. 14	PITTSBURGH STEELERS .....	W	34-10	52,381	Riverfront Stadium
Oct. 21	at Cleveland Browns .....	L	27-28	75,119	Cleveland Stadium
Oct. 28	PHILADELPHIA EAGLES .....	W	37-13	42,036	Riverfront Stadium
Nov. 4	at Baltimore Colts .....	L	28-38	37,740	Memorial Stadium
Nov. 11	SAN DIEGO CHARGERS .....	L	24-26	40,782	Riverfront Stadium
Nov. 18	at Houston Oilers .....	L	21-42	49,829	Astrodome
Nov. 25	ST. LOUIS CARDINALS .....	W	34-28	25,103	Riverfront Stadium
Dec. 2	at Pittsburgh Steelers .....	L	17-37	46,521	Three Rivers Stadium
Dec. 9	at Washington Redskins .....	L	14-28	52,882	RFK Stadium
Dec. 16	CLEVELAND BROWNS .....	W	16-12	42,183	Riverfront Stadium
REGULAR-SEASON TOTALS		4-12-0	337-421	—	Regular-season home att.: 329,946

1980

6-10-0 (3-5 HOME, 3-5 ROAD)

4TH IN AFC CENTRAL

HEAD COACH: FORREST GREGG

DATE	OPPONENT	W-L	SCORE	ATT.	STADIUM/NOTES
Sept. 7	TAMPA BAY BUCCANEERS .....	L	12-17	43,211	Riverfront Stadium
Sept. 14	at Miami Dolphins .....	L	16-17	38,322	Orange Bowl
Sept. 21	PITTSBURGH STEELERS .....	W	30-28	52,490	Riverfront Stadium
Sept. 28	HOUSTON OILERS .....	L	10-13	50,413	Riverfront Stadium
Oct. 5	at Green Bay Packers .....	L	9-14	55,006	Lambeau Field
Oct. 12	at Pittsburgh Steelers .....	W	17-16	53,668	Three Rivers Stadium
Oct. 19	MINNESOTA VIKINGS .....	W	14-0	44,487	Riverfront Stadium
Oct. 26	at Houston Oilers .....	L	3-23	49,189	Astrodome
Nov. 2	SAN DIEGO CHARGERS .....	L	14-31	46,406	Riverfront Stadium
Nov. 9	at Oakland Raiders .....	L	17-28	44,132	Oakland Coliseum
Nov. 16	BUFFALO BILLS .....	L	0-14	40,836	Riverfront Stadium
Nov. 23	at Cleveland Browns .....	L	7-31	79,253	Cleveland Stadium
Nov. 30	at Kansas City Chiefs .....	W	20-6	41,594	Arrowhead Stadium
Dec. 7	BALTIMORE COLTS .....	W	34-33	35,651	Riverfront Stadium
Dec. 14	at Chicago Bears .....	W	*17-14	48,808	Soldier Field/*OT
Dec. 21	CLEVELAND BROWNS .....	L	24-27	50,058	Riverfront Stadium
REGULAR-SEASON TOTALS		6-10-0	244-312	—	Regular-season home att.: 363,552

1981					
12-4-0 (6-2 HOME, 6-2 ROAD)				1ST IN AFC CENTRAL	
HEAD COACH: FORREST GREGG					
DATE	OPPONENT	W-L	SCORE	ATT.	STADIUM/NOTES
Sept. 6	SEATTLE SEAHAWKS .....	W	27-21	41,177	Riverfront Stadium
Sept. 13	at N.Y. Jets .....	W	31-30	49,454	Shea Stadium
Sept. 20	CLEVELAND BROWNS .....	L	17-20	52,170	Riverfront Stadium
Sept. 27	BUFFALO BILLS .....	W	*27-24	46,418	Riverfront Stadium/*OT
Oct. 4	at Houston Oilers .....	L	10-17	44,350	Astrodome
Oct. 11	at Baltimore Colts .....	W	41-19	33,060	Memorial Stadium
Oct. 18	PITTSBURGH STEELERS .....	W	34-7	57,090	Riverfront Stadium
Oct. 25	at New Orleans Saints .....	L	7-17	46,336	Louisiana Superdome
Nov. 1	HOUSTON OILERS .....	W	34-21	54,736	Riverfront Stadium
Nov. 8	at San Diego Chargers .....	W	40-17	51,259	San Diego Jack Murphy Stadium
Nov. 15	L.A. RAMS .....	W	24-10	56,836	Riverfront Stadium
Nov. 22	DENVER BRONCOS .....	W	38-21	57,207	Riverfront Stadium
Nov. 29	at Cleveland Browns .....	W	41-21	75,186	Cleveland Stadium
Dec. 6	SAN FRANCISCO 49ERS .....	L	3-21	56,796	Riverfront Stadium
Dec. 13	at Pittsburgh Steelers .....	W	17-10	50,623	Three Rivers Stadium
Dec. 20	at Atlanta Falcons .....	W	30-28	35,972	Atlanta-Fulton County Stadium
REGULAR-SEASON TOTALS		12-4-0	421-304	—	Regular-season home att.: 422,430

AFC DIVISIONAL PLAYOFF					
Jan. 3	BUFFALO BILLS.....	W	28-21	55,420	Riverfront Stadium
AFC CHAMPIONSHIP					
Jan. 10	SAN DIEGO CHARGERS.....	W	27-7	46,302	Riverfront/"Freezer Bowl" (-59° wind chill)
SUPER BOWL XVI (AT PONTIAC, MICHIGAN)					
Jan. 24	SAN FRANCISCO 49ERS.....	L	21-26	81,270	Pontiac Silverdome

1982

7-2-0 (4-0 HOME, 3-2 ROAD)

3RD IN AFC

(SUPER BOWL TOURNAMENT QUALIFIER)

HEAD COACH: FORREST GREGG

DATE	OPPONENT	W-L	SCORE	ATT.	STADIUM/NOTES
Sept. 12	HOUSTON OILERS.....	W	27-6	52,268	Riverfront Stadium
Sept. 19	at Pittsburgh Steelers.....	L	*20-26	53,973	Three Rivers Stadium/*OT
— PLAYERS' STRIKE BEGINS, SEPT. 20 —					
Sept. 27	at Cleveland Browns.....				Monday night/game canceled due to players' strike
Oct. 3	MIAMI DOLPHINS.....	—	—	—	Game canceled due to players' strike
Oct. 10	at New England Patriots.....	—	—	—	Game canceled due to players' strike
Oct. 17	at N.Y. Giants.....	—	—	—	Game canceled due to players' strike
Oct. 24	DALLAS COWBOYS.....	—	—	—	Game canceled due to players' strike
Oct. 31	PITTSBURGH STEELERS.....	—	—	—	Game canceled due to players' strike
Nov. 7	WASHINGTON REDSKINS.....	—	—	—	Game canceled due to players' strike
Nov. 14	at Houston Oilers.....	—	—	—	Game rescheduled due to players' strike
— PLAYERS' STRIKE ENDS AT 57 DAYS, NOV. 17 —					
Nov. 21	at Philadelphia Eagles.....	W	18-14	65,172	Veterans Stadium
Nov. 28	L.A. RAIDERS.....	W	31-17	53,330	Riverfront Stadium
Dec. 5	at Baltimore Colts.....	W	20-17	23,598	Memorial Stadium
Dec. 12	CLEVELAND BROWNS.....	W	23-10	54,305	Riverfront Stadium
Dec. 20	at San Diego Chargers.....	L	34-50	51,296	S.D. Jack Murphy Stadium/Monday night
Dec. 26	SEATTLE SEAHAWKS.....	W	24-10	55,330	Riverfront Stadium
Jan. 2	at Houston Oilers.....	W	35-27	26,522	Astrodome/rescheduled from Nov. 14
REGULAR-SEASON TOTALS		7-2-0	232-177	—	Regular-season home att.: 215,233
FIRST-ROUND PLAYOFF (SUPER BOWL TOURNAMENT)					
Jan. 9	N.Y. JETS.....	L	17-44	57,560	Riverfront Stadium

FIRST-ROUND PLAYOFF (SUPER BOWL TOURNAMENT)					
Jan. 9	N.Y. JETS.....	L	17-44	57,560	Riverfront Stadium

1983					
7-9-0 (4-4 HOME, 3-5 ROAD)			3RD IN AFC CENTRAL		
HEAD COACH: FORREST GREGG					
DATE	OPPONENT	W-L	SCORE	ATT.	STADIUM/NOTES
Sept. 4	L.A. RAIDERS .....	L	10-20	50,956	Riverfront Stadium
Sept. 11	BUFFALO BILLS .....	L	6-10	46,839	Riverfront Stadium
Sept. 15	at Cleveland Browns .....	L	7-17	79,700	Cleveland Stadium/Thursday night
Sept. 25	at Tampa Bay Buccaneers.....	W	23-17	56,023	Tampa Stadium
Oct. 2	BALTIMORE COLTS .....	L	31-34	48,104	Riverfront Stadium
Oct. 10	PITTSBURGH STEELERS .....	L	14-24	56,086	Riverfront Stadium/Monday night
Oct. 16	at Denver Broncos .....	L	17-24	74,305	Mile High Stadium
Oct. 23	CLEVELAND BROWNS .....	W	28-21	50,047	Riverfront Stadium
Oct. 30	GREEN BAY PACKERS .....	W	34-14	53,349	Riverfront Stadium
Nov. 6	at Houston Oilers .....	W	55-14	39,706	Astrodome
Nov. 13	at Kansas City Chiefs .....	L	15-20	44,711	Arrowhead Stadium
Nov. 20	HOUSTON OILERS .....	W	38-10	46,375	Riverfront Stadium
Nov. 28	at Miami Dolphins .....	L	14-38	74,506	Orange Bowl/Monday night
Dec. 4	at Pittsburgh Steelers .....	W	23-10	55,832	Three Rivers Stadium
Dec. 11	DETROIT LIONS .....	W	17-9	45,728	Riverfront Stadium
Dec. 17	at Minnesota Vikings .....	L	14-20	51,565	Metrodome/Saturday afternoon
REGULAR-SEASON TOTALS		7-9-0	346-302	—	Regular-season home att.: 397,484



## 1984

8-8-0 (5-3 HOME, 3-5 ROAD) 2ND IN AFC CENTRAL

HEAD COACH: SAM WYCHE					
DATE	OPPONENT	W-L	SCORE	ATT.	STADIUM/NOTES
Sept. 2	at Denver Broncos.....	L	17-20	74,178	Mile High Stadium
Sept. 9	KANSAS CITY CHIEFS.....	L	22-27	47,111	Riverfront Stadium
Sept. 16	at N.Y. Jets.....	L	23-43	64,193	Giants Stadium
Sept. 23	L.A. RAMS.....	L	14-24	45,406	Riverfront Stadium
Oct. 1	at Pittsburgh Steelers.....	L	17-38	57,098	Three Rivers Stadium/Monday night
Oct. 7	HOUSTON OILERS.....	W	13-3	43,637	Riverfront Stadium
Oct. 14	at New England Patriots.....	L	14-20	48,154	Sullivan Stadium
Oct. 21	CLEVELAND BROWNS.....	W	12-9	50,667	Riverfront Stadium
Oct. 28	at Houston Oilers.....	W	31-13	34,010	Astrodome
Nov. 4	at San Francisco 49ers.....	L	17-23	58,324	Candlestick Park
Nov. 11	PITTSBURGH STEELERS.....	W	22-20	52,497	Riverfront Stadium
Nov. 18	SEATTLE SEAHAWKS.....	L	6-26	50,280	Riverfront Stadium
Nov. 25	ATLANTA FALCONS.....	W	35-14	44,678	Riverfront Stadium
Dec. 2	at Cleveland Browns.....	W	*20-17	51,774	Cleveland Stadium/*OT
Dec. 9	at New Orleans Saints.....	W	24-21	40,855	Louisiana Superdome
Dec. 16	BUFFALO BILLS.....	W	52-21	55,771	Riverfront Stadium
REGULAR-SEASON TOTALS		8-8-0	339-339	—	Regular-season home att.: 390,047

## 1985

7-9-0 (5-3 HOME, 2-6 ROAD) 2ND IN AFC CENTRAL

HEAD COACH: SAM WYCHE					
DATE	OPPONENT	W-L	SCORE	ATT.	STADIUM/NOTES
Sept. 8	SEATTLE SEAHAWKS.....	L	24-28	51,625	Riverfront Stadium
Sept. 15	at St. Louis Cardinals.....	L	27-41	46,321	Busch Stadium
Sept. 22	SAN DIEGO CHARGERS.....	L	41-44	52,270	Riverfront Stadium
Sept. 30	at Pittsburgh Steelers.....	W	37-24	59,541	Three Rivers Stadium/Monday night
Oct. 6	N.Y. JETS.....	L	20-29	51,785	Riverfront Stadium
Oct. 13	N.Y. GIANTS.....	W	35-30	53,112	Riverfront Stadium
Oct. 20	at Houston Oilers.....	L	27-44	35,590	Astrodome
Oct. 27	PITTSBURGH STEELERS.....	W	26-21	55,421	Riverfront Stadium
Nov. 3	at Buffalo Bills.....	W	23-17	25,640	Rich Stadium
Nov. 10	CLEVELAND BROWNS.....	W	27-10	57,293	Riverfront Stadium
Nov. 17	at L.A. Raiders.....	L	6-13	52,501	Los Angeles Coliseum
Nov. 24	at Cleveland Browns.....	L	6-24	74,439	Cleveland Stadium
Dec. 1	HOUSTON OILERS.....	W	45-27	46,140	Riverfront Stadium
Dec. 8	DALLAS COWBOYS.....	W	50-24	56,936	Riverfront Stadium
Dec. 15	at Washington Redskins.....	L	24-27	50,544	RFK Stadium
Dec. 22	at New England Patriots.....	L	23-34	57,953	Sullivan Stadium
REGULAR-SEASON TOTALS		7-9-0	441-437	—	Regular-season home att.: 424,582

## 1986

10-6-0 (6-2 HOME, 4-4 ROAD) 2ND IN AFC CENTRAL

HEAD COACH: SAM WYCHE					
DATE	OPPONENT	W-L	SCORE	ATT.	STADIUM/NOTES
Sept. 7	at Kansas City Chiefs.....	L	14-24	43,430	Arrowhead Stadium
Sept. 14	BUFFALO BILLS.....	W	*36-33	52,714	Riverfront Stadium/*OT
Sept. 18	at Cleveland Browns.....	W	30-13	78,779	Cleveland Stadium/Thursday night
Sept. 28	CHICAGO BEARS.....	L	7-44	55,146	Riverfront Stadium
Oct. 5	at Green Bay Packers.....	W	34-28	51,230	Milwaukee County Stadium
Oct. 13	PITTSBURGH STEELERS.....	W	24-22	54,283	Riverfront Stadium/Monday night
Oct. 19	HOUSTON OILERS.....	W	31-28	53,844	Riverfront Stadium
Oct. 26	at Pittsburgh Steelers.....	L	9-30	50,815	Three Rivers Stadium
Nov. 2	at Detroit Lions.....	W	24-17	52,423	Pontiac Silverdome
Nov. 9	at Houston Oilers.....	L	28-32	32,130	Astrodome
Nov. 16	SEATTLE SEAHAWKS.....	W	34-7	54,410	Riverfront Stadium
Nov. 23	MINNESOTA VIKINGS.....	W	24-20	53,003	Riverfront Stadium
Nov. 30	at Denver Broncos.....	L	28-34	58,705	Mile High Stadium
Dec. 7	at New England Patriots.....	W	31-7	60,633	Sullivan Stadium
Dec. 14	CLEVELAND BROWNS.....	L	3-34	58,062	Riverfront Stadium
Dec. 21	N.Y. JETS.....	W	52-21	51,619	Riverfront Stadium
REGULAR-SEASON TOTALS		10-6-0	409-394	—	Regular-season home att.: 433,081

## 1987

4-11-0 (1-7 HOME, 3-4 ROAD) 4TH IN AFC CENTRAL

HEAD COACH: SAM WYCHE					
DATE	OPPONENT	W-L	SCORE	ATT.	STADIUM/NOTES
Sept. 13	at Indianapolis Colts.....	W	23-21	59,387	Hoosier Dome
Sept. 20	SAN FRANCISCO 49ERS.....	L	26-27	53,498	Riverfront Stadium
— PLAYERS' STRIKE BEGINS, SEPT. 22 —					
Sept. 27	at L.A. Rams.....	—	—	—	Game canceled due to players' strike
Oct. 4	SAN DIEGO CHARGERS.....	L	9-10	18,074	Riverfront Stadium/strike replacement game
Oct. 11	at Seattle Seahawks.....	W	17-10	31,739	Kingdome/strike replacement game
— PLAYERS' STRIKE ENDS AT 24 DAYS, OCT. 15 —					
Oct. 18	CLEVELAND BROWNS.....	L	0-34	40,179	Riverfront Stadium/strike replacement game
Oct. 25	at Pittsburgh Steelers.....	L	20-23	53,692	Three Rivers Stadium
Nov. 1	HOUSTON OILERS.....	L	29-31	52,700	Riverfront Stadium
Nov. 8	MIAMI DOLPHINS.....	L	14-20	53,840	Riverfront Stadium
Nov. 15	at Atlanta Falcons.....	W	16-10	25,758	Atlanta-Fulton County Stadium
Nov. 22	PITTSBURGH STEELERS.....	L	16-30	59,910	Riverfront Stadium
Nov. 29	at N.Y. Jets.....	L	20-27	41,135	Giants Stadium
Dec. 6	KANSAS CITY CHIEFS.....	W	*30-27	46,489	Riverfront Stadium/*OT
Dec. 13	at Cleveland Browns.....	L	24-38	77,331	Cleveland Stadium
Dec. 20	NEW ORLEANS SAINTS.....	L	24-41	43,424	Riverfront Stadium
Dec. 27	at Houston Oilers.....	L	17-21	49,775	Astrodome
REGULAR-SEASON TOTALS		4-11-0	285-370	—	Regular-season home att.: 376,249

## 1988

12-4-0 (8-0 HOME, 4-4 ROAD) 1ST IN AFC CENTRAL

HEAD COACH: SAM WYCHE					
DATE	OPPONENT	W-L	SCORE	ATT.	STADIUM/NOTES
Sept. 4	PHOENIX CARDINALS.....	W	21-14	50,404	Riverfront Stadium
Sept. 11	at Philadelphia Eagles.....	W	28-24	66,459	Veterans Stadium
Sept. 18	at Pittsburgh Steelers.....	W	17-12	56,647	Three Rivers Stadium
Sept. 25	CLEVELAND BROWNS.....	W	24-17	54,943	Riverfront Stadium
Oct. 2	at L.A. Raiders.....	W	45-21	42,594	Los Angeles Coliseum
Oct. 9	N.Y. JETS.....	W	36-19	57,482	Riverfront Stadium
Oct. 16	at New England Patriots.....	L	21-27	59,969	Foxboro Stadium
Oct. 23	HOUSTON OILERS.....	W	44-21	54,659	Riverfront Stadium
Oct. 30	at Cleveland Browns.....	L	16-23	79,147	Cleveland Stadium
Nov. 6	PITTSBURGH STEELERS.....	W	42-7	56,403	Riverfront Stadium
Nov. 13	at Kansas City Chiefs.....	L	28-31	34,614	Arrowhead Stadium
Nov. 20	at Dallas Cowboys.....	W	38-24	37,865	Texas Stadium
Nov. 27	BUFFALO BILLS.....	W	35-21	58,672	Riverfront Stadium
Dec. 4	SAN DIEGO CHARGERS.....	W	27-10	56,866	Riverfront Stadium
Dec. 11	at Houston Oilers.....	L	6-41	50,269	Astrodome
Dec. 17	WASHINGTON REDSKINS.....	W	*20-17	52,157	Riverfront Stadium/Sat. afternoon/*OT
REGULAR-SEASON TOTALS		12-4-0	448-329	—	Regular-season home att.: 441,586
AFC DIVISIONAL PLAYOFF					
Dec. 31	SEATTLE SEAHAWKS.....	W	21-13	58,560	Riverfront Stadium/Saturday afternoon
AFC CHAMPIONSHIP					
Jan. 8	BUFFALO BILLS.....	W	21-10	59,747	Riverfront Stadium
SUPER BOWL XXIII (AT MIAMI, FLORIDA)					
Jan. 22	San Francisco 49ers.....	L	16-20	75,129	Joe Robbie Stadium/Sunday night

## 1989

8-8-0 (5-3 HOME, 3-5 ROAD) 4TH IN AFC CENTRAL

HEAD COACH: SAM WYCHE					
DATE	OPPONENT	W-L	SCORE	ATT.	STADIUM/NOTES
Sept. 10	at Chicago Bears.....	L	14-17	64,730	Soldier Field
Sept. 17	PITTSBURGH STEELERS.....	W	41-10	53,885	Riverfront Stadium
Sept. 25	CLEVELAND BROWNS.....	W	21-14	55,996	Riverfront Stadium/Monday night
Oct. 1	at Kansas City Chiefs.....	W	21-17	61,165	Arrowhead Stadium
Oct. 8	at Pittsburgh Steelers.....	W	26-16	52,785	Three Rivers Stadium
Oct. 15	MIAMI DOLPHINS.....	L	13-20	58,184	Riverfront Stadium
Oct. 22	INDIANAPOLIS COLTS.....	L	12-23	57,642	Riverfront Stadium
Oct. 29	TAMPA BAY BUCCANEERS.....	W	56-23	57,225	Riverfront Stadium
Nov. 5	at L.A. Raiders.....	L	7-28	51,080	Los Angeles Coliseum
Nov. 13	at Houston Oilers.....	L	24-26	60,694	Astrodome/Monday night
Nov. 19	DETROIT LIONS.....	W	42-7	55,720	Riverfront Stadium
Nov. 26	at Buffalo Bills.....	L	7-24	80,074	Rich Stadium
Dec. 3	at Cleveland Browns.....	W	21-0	76,236	Cleveland Stadium
Dec. 10	SEATTLE SEAHAWKS.....	L	17-24	54,744	Riverfront Stadium
Dec. 17	HOUSTON OILERS.....	W	61-7	47,510	Riverfront Stadium
Dec. 25	at Minnesota Vikings.....	L	21-29	58,829	Metrodome/Monday night
REGULAR-SEASON TOTALS		8-8-0	404-285	—	Regular-season home att.: 440,906

## 1990

9-7-0 (5-3 HOME, 4-4 ROAD) 1ST IN AFC CENTRAL

HEAD COACH: SAM WYCHE					
DATE	OPPONENT	W-L	SCORE	ATT.	STADIUM/NOTES
Sept. 9	N.Y. JETS.....	W	25-20	56,467	Riverfront Stadium
Sept. 16	at San Diego Chargers.....	W	21-16	48,098	San Diego Jack Murphy Stadium
Sept. 23	NEW ENGLAND PATRIOTS.....	W	41-7	56,470	Riverfront Stadium
Oct. 1	at Seattle Seahawks.....	L	16-31	60,135	Kingdome/Monday night
Oct. 7	at L.A. Rams.....	W	*34-31	62,619	Anaheim Stadium/*OT
Oct. 14	at Houston Oilers.....	L	17-48	53,501	Astrodome
Oct. 22	at Cleveland Browns.....	W	34-13	78,567	Cleveland Stadium/Monday night
Oct. 28	at Atlanta Falcons.....	L	17-38	53,214	Atlanta-Fulton County Stadium/Sun. night
Nov. 4	NEW ORLEANS SAINTS.....	L	7-21	60,067	Riverfront Stadium
Nov. 11	— BYE —				
Nov. 18	PITTSBURGH STEELERS.....	W	27-3	60,064	Riverfront Stadium/Sunday night
Nov. 25	INDIANAPOLIS COLTS.....	L	20-34	60,051	Riverfront Stadium
Dec. 2	at Pittsburgh Steelers.....	W	16-12	58,200	Three Rivers Stadium
Dec. 9	SAN FRANCISCO 49ERS.....	L	*17-20	60,084	Riverfront Stadium/*OT
Dec. 16	at L.A. Raiders.....	L	7-24	54,132	Los Angeles Coliseum
Dec. 23	HOUSTON OILERS.....	W	40-20	60,044	Riverfront Stadium
Dec. 30	CLEVELAND BROWNS.....	W	21-14	60,041	Riverfront Stadium
REGULAR-SEASON TOTALS		9-7-0	360-352	—	Regular-season home att.: 473,288
AFC WILDCARD PLAYOFF					
Jan. 6	HOUSTON OILERS.....	W	41-14	60,012	Riverfront Stadium
AFC DIVISIONAL PLAYOFF					
Jan. 13	at L.A. Raiders.....	L	10-20	92,045	Los Angeles Coliseum

## 1991

3-13-0 (3-5 HOME, 0-8 ROAD) 4TH IN AFC CENTRAL

HEAD COACH: SAM WYCHE					
DATE	OPPONENT	W-L	SCORE	ATT.	STADIUM/NOTES
Sept. 1	at Denver Broncos.....	L	14-45	72,855	Mile High Stadium
Sept. 8	HOUSTON OILERS.....	L	7-30	56,463	Riverfront Stadium/Sunday night
Sept. 15	at Cleveland Browns.....	L	13-14	78,269	Cleveland Stadium
Sept. 22	WASHINGTON REDSKINS.....	L	27-34	52,038	Riverfront Stadium
Sept. 29	— BYE —				
Oct. 6	SEATTLE SEAHAWKS.....	L	7-13	60,010	Riverfront Stadium
Oct. 13	at Dallas Cowboys.....	L	23-35	63,275	Texas Stadium
Oct. 21	at Buffalo Bills.....	L	16-35	80,131	Rich Stadium/Monday night
Oct. 27	at Houston Oilers.....	L	3-35	58,634	Astrodome
Nov. 3	CLEVELAND BROWNS.....	W	23-21	55,077	Riverfront Stadium
Nov. 10	PITTSBURGH STEELERS.....	L	*27-33	55,503	Riverfront Stadium/*OT
Nov. 17	at Philadelphia Eagles.....	L	10-17	63,189	Veterans Stadium
Nov. 24	L.A. RAIDERS.....	L	14-38	52,044	Riverfront Stadium
Dec. 1	N.Y. GIANTS.....	W	27-24	45,063	Riverfront Stadium
Dec. 9	at Miami Dolphins.....	L	13-37	60,616	Joe Robbie Stadium/Monday night
Dec. 15	at Pittsburgh Steelers.....	L	10-17	35,420	Three Rivers Stadium
Dec. 22	NEW ENGLAND PATRIOTS.....	W	29-7	46,394	Riverfront Stadium
REGULAR-SEASON TOTALS		3-13-0	263-435	—	Regular-season home att.: 422,592

## 1992

5-11-0 (3-5 HOME, 2-6 ROAD) 4TH IN AFC CENTRAL

HEAD COACH: DAVE SHULA					
DATE	OPPONENT	W-L	SCORE	ATT.	STADIUM/NOTES
Sept. 6	at Seattle Seahawks	.....W	21-3	57,350	Kingdome
Sept. 13	L.A. RAIDERS	.....W	*24-21	54,240	Riverfront Stadium/*OT
Sept. 20	at Green Bay Packers	.....L	23-24	57,272	Lambeau Field
Sept. 27	MINNESOTA VIKINGS	.....L	7-42	53,847	Riverfront Stadium
Oct. 4	— BYE —				
Oct. 11	HOUSTON OILERS	.....L	24-38	54,254	Riverfront Stadium
Oct. 19	at Pittsburgh Steelers	.....L	0-20	55,411	Three Rivers Stadium/Monday night
Oct. 25	at Houston Oilers	.....L	10-26	58,701	Astrodome
Nov. 1	CLEVELAND BROWNS	.....W	30-10	54,765	Riverfront Stadium
Nov. 8	at Chicago Bears	.....W	*31-28	56,120	Soldier Field/Sunday night/*OT
Nov. 15	at N.Y. Jets	.....L	14-17	60,196	Giants Stadium
Nov. 22	DETROIT LIONS	.....L	13-19	48,574	Riverfront Stadium
Nov. 29	PITTSBURGH STEELERS	.....L	9-21	54,253	Riverfront Stadium
Dec. 6	at Cleveland Browns	.....L	21-37	68,368	Cleveland Stadium
Dec. 13	at San Diego Chargers	.....L	10-27	50,579	San Diego Jack Murphy Stadium
Dec. 20	NEW ENGLAND PATRIOTS	.....W	20-10	45,355	Riverfront Stadium
Dec. 27	INDIANAPOLIS COLTS	.....L	17-21	47,837	Riverfront Stadium
REGULAR-SEASON TOTALS		5-11-0	274-364	—	Regular-season home att.: 413,125

## 1993

3-13-0 (3-5 HOME, 0-8 ROAD) 4TH IN AFC CENTRAL

HEAD COACH: DAVE SHULA					
DATE	OPPONENT	W-L	SCORE	ATT.	STADIUM/NOTES
Sept. 5	at Cleveland Browns	.....L	14-27	75,508	Cleveland Stadium
Sept. 12	INDIANAPOLIS COLTS	.....L	6-9	50,299	Riverfront Stadium
Sept. 19	at Pittsburgh Steelers	.....L	7-34	53,682	Three Rivers Stadium
Sept. 26	SEATTLE SEAHAWKS	.....L	10-19	46,880	Riverfront Stadium
Oct. 3	— BYE —				
Oct. 10	at Kansas City Chiefs	.....L	15-17	75,394	Arrowhead Stadium
Oct. 17	CLEVELAND BROWNS	.....L	17-28	55,647	Riverfront Stadium
Oct. 24	at Houston Oilers	.....L	12-28	50,039	Astrodome
Oct. 31	— BYE —				
Nov. 7	PITTSBURGH STEELERS	.....L	16-24	51,202	Riverfront Stadium
Nov. 14	HOUSTON OILERS	.....L	3-38	42,347	Riverfront Stadium
Nov. 21	at N.Y. Jets	.....L	12-17	64,264	Giants Stadium
Nov. 28	L.A. RAIDERS	.....W	16-10	43,272	Riverfront Stadium
Dec. 5	at San Francisco 49ers	.....L	8-21	60,039	Candlestick Park/Sunday night
Dec. 12	at New England Patriots	.....L	2-7	29,794	Foxboro Stadium
Dec. 19	L.A. RAMS	.....W	15-3	36,612	Riverfront Stadium
Dec. 26	ATLANTA FALCONS	.....W	21-17	27,014	Riverfront Stadium
Jan. 2	at New Orleans Saints	.....L	13-20	58,036	Louisiana Superdome
REGULAR-SEASON TOTALS		3-13-0	187-319	—	Regular-season home att.: 353,273

## 1994

3-13-0 (2-6 HOME, 1-7 ROAD) 3RD IN AFC CENTRAL

HEAD COACH: DAVE SHULA					
DATE	OPPONENT	W-L	SCORE	ATT.	STADIUM/NOTES
Sept. 4	CLEVELAND BROWNS	.....L	20-28	52,778	Riverfront Stadium
Sept. 11	at San Diego Chargers	.....L	10-27	53,217	San Diego Jack Murphy Stadium
Sept. 18	NEW ENGLAND PATRIOTS	.....L	28-31	46,640	Riverfront Stadium
Sept. 25	at Houston Oilers	.....L	13-20	44,253	Astrodome
Oct. 2	MIAMI DOLPHINS	.....L	7-23	55,056	Riverfront Stadium/Sunday night
Oct. 9	— BYE —				
Oct. 16	at Pittsburgh Steelers	.....L	10-14	55,353	Three Rivers Stadium
Oct. 23	at Cleveland Browns	.....L	13-37	77,588	Cleveland Stadium
Oct. 30	DALLAS COWBOYS	.....L	20-23	57,096	Riverfront Stadium
Nov. 6	at Seattle Seahawks	.....W	*20-17	46,630	Kingdome/*OT
Nov. 13	HOUSTON OILERS	.....W	34-31	54,908	Riverfront Stadium
Nov. 20	INDIANAPOLIS COLTS	.....L	13-17	55,566	Riverfront Stadium
Nov. 27	at Denver Broncos	.....L	13-15	69,714	Mile High Stadium
Dec. 4	PITTSBURGH STEELERS	.....L	15-38	53,401	Riverfront Stadium
Dec. 11	at N.Y. Giants	.....L	20-27	67,530	Giants Stadium
Dec. 18	at Arizona Cardinals	.....L	7-28	50,110	Sun Devil Stadium
Dec. 24	PHILADELPHIA EAGLES	.....W	33-30	39,923	Riverfront Stadium/Saturday afternoon
REGULAR-SEASON TOTALS		3-13-0	276-406	—	Regular-season home att.: 415,368

## 1995

7-9-0 (3-5 HOME, 4-4 ROAD) 2ND IN AFC CENTRAL

HEAD COACH: DAVE SHULA					
DATE	OPPONENT	W-L	SCORE	ATT.	STADIUM/NOTES
Sept. 3	at Indianapolis Colts	.....W	*24-21	42,445	RCA Dome/*OT
Sept. 10	JACKSONVILLE JAGUARS	.....W	24-17	48,318	Riverfront Stadium
Sept. 17	at Seattle Seahawks	.....L	21-24	39,492	Kingdome
Sept. 24	HOUSTON OILERS	.....L	28-38	46,332	Riverfront Stadium
Oct. 1	MIAMI DOLPHINS	.....L	23-26	52,671	Riverfront Stadium
Oct. 8	at Tampa Bay Buccaneers	.....L	16-19	41,732	Tampa Stadium
Oct. 15	— BYE —				
Oct. 19	at Pittsburgh Steelers	.....W	27-9	56,684	Three Rivers Stadium/Thursday night
Oct. 29	CLEVELAND BROWNS	.....L	*26-29	58,639	Riverfront Stadium/*OT
Nov. 5	OAKLAND RAIDERS	.....L	17-20	51,265	Riverfront Stadium
Nov. 12	at Houston Oilers	.....W	32-25	32,998	Astrodome
Nov. 19	PITTSBURGH STEELERS	.....L	31-49	54,636	Riverfront Stadium
Nov. 26	at Jacksonville Jaguars	.....W	17-13	68,249	Jacksonville Municipal Stadium
Dec. 3	at Green Bay Packers	.....L	10-24	60,318	Lambeau Field
Dec. 10	CHICAGO BEARS	.....W	16-10	38,642	Riverfront Stadium
Dec. 17	at Cleveland Browns	.....L	10-26	55,875	Cleveland Stadium
Dec. 24	MINNESOTA VIKINGS	.....W	27-24	34,568	Riverfront Stadium
REGULAR-SEASON TOTALS		7-9-0	349-374	—	Regular-season home att.: 385,071

## 1996

8-8-0 (6-2 HOME, 2-6 ROAD) 3RD IN AFC CENTRAL

HEAD COACHES: DAVE SHULA (1-6), BRUCE COSLET (7-2)					
DATE	OPPONENT	W-L	SCORE	ATT.	STADIUM/NOTES
Sept. 1	at St. Louis Rams	.....L	16-26	62,659	Trans World Dome
Sept. 8	at San Diego Chargers	.....L	14-27	55,880	San Diego Jack Murphy Stadium
Sept. 15	NEW ORLEANS SAINTS	.....W	30-15	45,412	Cinergy Field
Sept. 22	— BYE —				
Sept. 29	DENVER BRONCOS	.....L	10-14	51,798	Cinergy Field
Oct. 6	HOUSTON OILERS	.....L	*27-30	44,680	Cinergy Field/Sunday night/*OT
Oct. 13	at Pittsburgh Steelers	.....L	10-20	58,875	Three Rivers Stadium
Oct. 20	at San Francisco 49ers	.....L	21-28	63,218	3Com Park
Oct. 27	JACKSONVILLE JAGUARS	.....W	28-21	45,890	Cinergy Field
Nov. 3	at Baltimore Ravens	.....W	24-21	60,743	Memorial Stadium
Nov. 10	PITTSBURGH STEELERS	.....W	34-24	57,265	Cinergy Field
Nov. 17	at Buffalo Bills	.....L	17-31	75,549	Rich Stadium
Nov. 24	ATLANTA FALCONS	.....W	41-31	44,468	Cinergy Field
Dec. 1	at Jacksonville Jaguars	.....L	27-30	57,408	Jacksonville Municipal Stadium
Dec. 8	BALTIMORE RAVENS	.....W	21-14	43,022	Cinergy Field
Dec. 15	at Houston Oilers	.....W	21-13	15,131	Astrodome
Dec. 22	INDIANAPOLIS COLTS	.....W	31-24	49,389	Cinergy Field
REGULAR-SEASON TOTALS		8-8-0	372-369	—	Regular-season home att.: 382,324

## 1997

7-9-0 (6-2 HOME, 1-7 ROAD) 4TH IN AFC CENTRAL

HEAD COACH: BRUCE COSLET					
DATE	OPPONENT	W-L	SCORE	ATT.	STADIUM/NOTES
Aug. 31	ARIZONA CARDINALS	.....W	24-21	53,644	Cinergy Field
Sept. 7	at Baltimore Ravens	.....L	10-23	52,968	Memorial Stadium
Sept. 14	— BYE —				
Sept. 21	at Denver Broncos	.....L	20-38	73,871	Mile High Stadium
Sept. 28	N.Y. JETS	.....L	14-31	57,209	Cinergy Field
Oct. 5	at Jacksonville Jaguars	.....L	13-21	67,128	ALLTEL Stadium
Oct. 12	at Tennessee Oilers	.....L	7-30	17,071	Liberty Bowl (Memphis)
Oct. 19	PITTSBURGH STEELERS	.....L	10-26	60,020	Cinergy Field
Oct. 26	at N.Y. Giants	.....L	27-29	72,584	Giants Stadium
Nov. 2	SAN DIEGO CHARGERS	.....W	38-31	53,754	Cinergy Field
Nov. 9	at Indianapolis Colts	.....W	28-13	58,473	RCA Dome
Nov. 16	at Pittsburgh Steelers	.....L	3-20	55,226	Three Rivers Stadium
Nov. 23	JACKSONVILLE JAGUARS	.....W	31-26	55,158	Cinergy Field
Nov. 30	at Philadelphia Eagles	.....L	42-44	66,263	Veterans Stadium
Dec. 4	TENNESSEE OILERS	.....W	41-14	49,086	Cinergy Field/Thursday night
Dec. 14	DALLAS COWBOYS	.....W	31-24	60,043	Cinergy Field
Dec. 21	BALTIMORE RAVENS	.....W	16-14	50,917	Cinergy Field
REGULAR-SEASON TOTALS		7-9-0	355-405	—	Regular-season home att.: 439,831

## 1998

3-13-0 (1-7 HOME, 2-6 ROAD) 5TH IN AFC CENTRAL

HEAD COACH: BRUCE COSLET					
DATE	OPPONENT	W-L	SCORE	ATT.	STADIUM/NOTES
Sept. 6	TENNESSEE OILERS	.....L	14-23	55,848	Cinergy Field
Sept. 13	at Detroit Lions	.....W	*34-28	66,354	Pontiac Silverdome/*OT
Sept. 20	GREEN BAY PACKERS	.....L	6-13	56,346	Cinergy Field
Sept. 27	at Baltimore Ravens	.....L	24-31	68,154	Ravens Stadium at Camden Yards/Sunday night
Oct. 4	— BYE —				
Oct. 11	PITTSBURGH STEELERS	.....W	25-20	59,979	Cinergy Field
Oct. 18	at Tennessee Oilers	.....L	14-44	33,288	Vanderbilt Stadium
Oct. 25	at Oakland Raiders	.....L	10-27	40,089	Network Associates Coliseum
Nov. 1	DENVER BRONCOS	.....L	26-33	59,974	Cinergy Field
Nov. 8	at Jacksonville Jaguars	.....L	11-24	67,040	ALLTEL Stadium
Nov. 15	at Minnesota Vikings	.....L	3-24	64,232	Metrodome
Nov. 22	BALTIMORE RAVENS	.....L	13-20	52,571	Cinergy Field
Nov. 29	JACKSONVILLE JAGUARS	.....L	17-34	55,432	Cinergy Field
Dec. 6	BUFFALO BILLS	.....L	20-33	54,359	Cinergy Field
Dec. 13	at Indianapolis Colts	.....L	26-39	55,179	RCA Dome
Dec. 20	at Pittsburgh Steelers	.....W	25-24	52,017	Three Rivers Stadium
Dec. 27	TAMPA BAY BUCCANEERS	.....L	0-35	49,826	Cinergy Field
REGULAR-SEASON TOTALS		3-13-0	268-452	—	Regular-season home att.: 444,335

## 1999

4-12-0 (2-6 HOME, 2-6 ROAD) 5TH IN AFC CENTRAL

HEAD COACH: BRUCE COSLET					
DATE	OPPONENT	W-L	SCORE	ATT.	STADIUM/NOTES
Sept. 12	at Tennessee Titans	.....L	35-36	65,272	Adelphia Coliseum
Sept. 19	SAN DIEGO CHARGERS	.....L	7-34	47,660	Cinergy Field
Sept. 26	at Carolina Panthers	.....L	3-27	61,269	Ericsson Stadium
Oct. 3	ST. LOUIS RAMS	.....L	10-38	45,481	Cinergy Field
Oct. 10	at Cleveland Browns	.....W	18-17	73,048	Cleveland Browns Stadium
Oct. 17	PITTSBURGH STEELERS	.....L	3-17	59,669	Cinergy Field
Oct. 24	at Indianapolis Colts	.....L	10-31	55,996	RCA Dome
Oct. 31	JACKSONVILLE JAGUARS	.....L	10-41	49,138	Cinergy Field
Nov. 7	at Seattle Seahawks	.....L	20-37	66,303	Kingdome
Nov. 14	TENNESSEE TITANS	.....L	14-24	46,017	Cinergy Field
Nov. 21	BALTIMORE RAVENS	.....L	31-34	43,279	Cinergy Field
Nov. 28	at Pittsburgh Steelers	.....W	27-20	50,907	Three Rivers Stadium
Dec. 5	SAN FRANCISCO 49ERS	.....W	44-30	53,463	Cinergy Field
Dec. 12	CLEVELAND BROWNS	.....W	44-28	59,972	Cinergy Field
Dec. 19	— BYE —				
Dec. 26	at Baltimore Ravens	.....L	0-22	68,036	PSINet Stadium
Jan. 2	at Jacksonville Jaguars	.....L	7-24	70,532	ALLTEL Stadium
REGULAR-SEASON TOTALS		4-12-0	283-460	—	Regular-season home att.: 404,679



2000					
4-12-0 (3-5 HOME, 1-7 ROAD)			5TH IN AFC CENTRAL		
HEAD COACHES: BRUCE COSLET (0-3), DICK LEBEAU (4-9)					
DATE	OPPONENT	W-L	SCORE	ATT.	STADIUM/NOTES
Sept. 3	— BYE —				
Sept. 10	CLEVELAND BROWNS.....	L	7-24	64,006	Paul Brown Stadium
Sept. 17	at Jacksonville Jaguars.....	L	0-13	45,653	ALLTEL Stadium
Sept. 24	at Baltimore Ravens.....	L	0-37	68,481	PSINet Stadium
Oct. 1	MIAMI DOLPHINS.....	L	16-31	61,535	Paul Brown Stadium
Oct. 8	TENNESSEE TITANS.....	L	14-23	63,406	Paul Brown Stadium
Oct. 15	at Pittsburgh Steelers.....	L	0-15	54,328	Three Rivers Stadium
Oct. 22	DENVER BRONCOS.....	W	31-21	61,603	Paul Brown Stadium
Oct. 29	at Cleveland Browns.....	W	12-3	73,118	Cleveland Browns Stadium
Nov. 5	BALTIMORE RAVENS.....	L	7-27	54,759	Paul Brown Stadium
Nov. 12	at Dallas Cowboys.....	L	6-23	62,170	Texas Stadium
Nov. 19	at New England Patriots.....	L	13-16	60,292	Foxboro Stadium
Nov. 26	PITTSBURGH STEELERS.....	L	28-48	63,925	Paul Brown Stadium
Dec. 3	ARIZONA CARDINALS.....	W	24-13	50,289	Paul Brown Stadium
Dec. 10	at Tennessee Titans.....	L	3-35	68,498	Adelphia Coliseum
Dec. 17	JACKSONVILLE JAGUARS.....	W	17-14	50,469	Paul Brown Stadium
Dec. 24	at Philadelphia Eagles.....	L	7-16	64,902	Veterans Stadium
REGULAR-SEASON TOTALS		4-12-0	185-359	—	Regular-season home att.: 469,992

2001					
6-10-0 (4-4 HOME, 2-6 ROAD)			6TH IN AFC CENTRAL		
HEAD COACH: DICK LEBEAU					
DATE	OPPONENT	W-L	SCORE	ATT.	STADIUM/NOTES
Sept. 9	NEW ENGLAND PATRIOTS .....	W	23-17	51,521	Paul Brown Stadium
Sept. 16	at Tennessee Titans** .....	—	—	—	**Sept. 16-17 NFL games not played due to Sept. 11 terrorist attacks/all games rescheduled for Jan. 6
Sept. 23	BALTIMORE RAVENS.....	W	21-10	51,121	Paul Brown Stadium
Sept. 30	at San Diego Chargers.....	L	14-28	56,048	Qualcomm Stadium
Oct. 7	at Pittsburgh Steelers.....	L	7-16	62,335	Heinz Field
Oct. 14	CLEVELAND BROWNS.....	W	24-14	64,217	Paul Brown Stadium
Oct. 21	CHICAGO BEARS.....	L	0-24	63,408	Paul Brown Stadium
Oct. 28	at Detroit Lions.....	W	31-27	69,343	Pontiac Silverdome
Nov. 4	— BYE —				
Nov. 11	at Jacksonville Jaguars.....	L	13-30	57,161	ALLTEL Stadium
Nov. 18	TENNESSEE TITANS.....	L	7-20	63,865	Paul Brown Stadium
Nov. 25	at Cleveland Browns.....	L	0-18	72,918	Cleveland Browns Stadium
Dec. 2	TAMPA BAY BUCCANEERS.....	L	*13-16	52,135	Paul Brown Stadium*/OT
Dec. 9	JACKSONVILLE JAGUARS.....	L	10-14	44,920	Paul Brown Stadium
Dec. 16	at N.Y. Jets.....	L	14-15	77,745	Giants Stadium
Dec. 23	at Baltimore Ravens.....	L	0-16	68,987	PSINet Stadium
Dec. 30	PITTSBURGH STEELERS.....	W	*26-23	63,751	Paul Brown Stadium*/OT
Jan. 6	at Tennessee Titans** .....	W	23-21	68,798	Adelphia Coliseum/**Rescheduled from Sept. 16
REGULAR-SEASON TOTALS		6-10-0	226-309	—	Regular-season home att.: 454,938

2002					
2-14-0 (1-7 HOME, 1-7 ROAD)			4TH IN AFC NORTH		
HEAD COACH: DICK LEBEAU					
DATE	OPPONENT	W-L	SCORE	ATT.	STADIUM/NOTES
Sept. 8	SAN DIEGO CHARGERS.....	L	6-34	53,705	Paul Brown Stadium
Sept. 15	at Cleveland Browns.....	L	7-20	73,358	Cleveland Browns Stadium
Sept. 22	at Atlanta Falcons.....	L	3-30	68,129	Georgia Dome/Sunday night
Sept. 29	TAMPA BAY BUCCANEERS.....	L	7-35	57,234	Paul Brown Stadium
Oct. 6	at Indianapolis Colts.....	L	21-28	56,570	RCA Dome
Oct. 13	PITTSBURGH STEELERS.....	L	7-34	63,900	Paul Brown Stadium
Oct. 20	— BYE —				
Oct. 27	TENNESSEE TITANS.....	L	24-30	52,822	Paul Brown Stadium
Nov. 3	at Houston Texans.....	W	38-3	69,827	Reliant Stadium
Nov. 10	at Baltimore Ravens.....	L	27-38	69,024	Ravens Stadium
Nov. 17	CLEVELAND BROWNS.....	L	20-27	64,060	Paul Brown Stadium
Nov. 24	at Pittsburgh Steelers.....	L	21-29	60,473	Heinz Field
Dec. 1	BALTIMORE RAVENS.....	L	23-27	44,878	Paul Brown Stadium
Dec. 8	at Carolina Panthers.....	L	31-52	66,799	Ericsson Stadium
Dec. 15	JACKSONVILLE JAGUARS.....	L	15-29	42,092	Paul Brown Stadium
Dec. 22	NEW ORLEANS SAINTS.....	W	20-13	43,544	Paul Brown Stadium
Dec. 29	at Buffalo Bills.....	L	9-27	47,850	Ralph Wilson Stadium
REGULAR-SEASON TOTALS		2-14-0	279-456	—	Regular-season home att.: 422,235

2003

8-8-0 (5-3 HOME, 3-5 ROAD)

2ND IN AFC NORTH

HEAD COACH: MARVIN LEWIS

DATE	OPPONENT	W-L	SCORE	ATT.	STADIUM/NOTES
Sept. 7	DENVER BRONCOS.....	L	10-30	63,820	Paul Brown Stadium
Sept. 14	at Oakland Raiders.....	L	20-23	50,135	Network Associates Coliseum
Sept. 21	PITTSBURGH STEELERS.....	L	10-17	64,596	Paul Brown Stadium
Sept. 28	at Cleveland Browns.....	W	21-14	73,428	Cleveland Browns Stadium
Oct. 5	at Buffalo Bills.....	L	*16-22	72,615	Ralph Wilson Stadium*OT
Oct. 12	— BYE —				
Oct. 19	BALTIMORE RAVENS.....	W	34-26	53,553	Paul Brown Stadium
Oct. 26	SEATTLE SEAHAWKS.....	W	27-24	52,131	Paul Brown Stadium
Nov. 2	at Arizona Cardinals.....	L	14-17	23,531	Sun Devil Stadium
Nov. 9	HOUSTON TEXANS.....	W	34-27	50,437	Paul Brown Stadium
Nov. 16	KANSAS CITY CHIEFS.....	W	24-19	64,923	Paul Brown Stadium
Nov. 23	at San Diego Chargers.....	W	34-27	52,069	Qualcomm Stadium
Nov. 30	at Pittsburgh Steelers.....	W	24-20	58,797	Heinz Field
Dec. 7	at Baltimore Ravens.....	L	13-31	69,468	M&T Bank Stadium
Dec. 14	SAN FRANCISCO 49ERS.....	W	41-38	64,666	Paul Brown Stadium
Dec. 21	at St. Louis Rams.....	L	10-27	66,061	Edward Jones Dome
Dec. 28	CLEVELAND BROWNS.....	L	14-22	65,362	Paul Brown Stadium
REGULAR-SEASON TOTALS		8-8-0	346-384	—	Regular-season home att.: 479,488

2004					
8-8-0 (5-3 HOME, 3-5 ROAD)				3RD IN AFC NORTH	
HEAD COACH: MARVIN LEWIS					
DATE	OPPONENT	W-L	SCORE	ATT.	STADIUM/NOTES
Sept. 12	at N.Y. Jets .....	L	24-31	77,230	The Meadowlands
Sept. 19	MIAMI DOLPHINS .....	W	16-13	65,705	Paul Brown Stadium/Sunday night
Sept. 26	BALTIMORE RAVENS .....	L	9-23	65,575	Paul Brown Stadium
Oct. 3	at Pittsburgh Steelers .....	L	17-28	62,402	Heinz Field
Oct. 10	— BYE —				
Oct. 17	at Cleveland Browns .....	L	17-34	73,263	Cleveland Browns Stadium
Oct. 25	DENVER BRONCOS .....	W	23-10	65,806	Paul Brown Stadium/Monday night
Oct. 31	at Tennessee Titans .....	L	20-27	68,932	The Coliseum
Nov. 7	DALLAS COWBOYS .....	W	26-3	65,721	Paul Brown Stadium
Nov. 14	at Washington Redskins .....	W	17-10	87,786	FedExField
Nov. 21	PITTSBURGH STEELERS .....	L	14-19	65,780	Paul Brown Stadium
Nov. 28	CLEVELAND BROWNS .....	W	58-48	65,677	Paul Brown Stadium
Dec. 5	at Baltimore Ravens .....	W	27-26	69,695	M&T Bank Stadium
Dec. 12	at New England Patriots .....	L	28-35	68,756	Gillette Stadium
Dec. 19	BUFFALO BILLS .....	L	17-33	65,378	Paul Brown Stadium
Dec. 26	N.Y. GIANTS .....	W	23-22	64,606	Paul Brown Stadium
Jan. 2	at Philadelphia Eagles .....	W	38-10	67,074	Lincoln Financial Field
REGULAR-SEASON TOTALS		8-8-0	374-372	—	Regular-season home att.: 524,248

2005

11-5-0 (5-3 HOME, 6-2 ROAD)

1ST IN AFC NORTH

HEAD COACH: MARVIN LEWIS

DATE	OPPONENT	W-L	SCORE	ATT.	STADIUM/NOTES
Sept. 11	at Cleveland Browns.....	W	27-13	73,013	Cleveland Browns Stadium
Sept. 18	MINNESOTA VIKINGS.....	W	37-8	65,763	Paul Brown Stadium
Sept. 25	at Chicago Bears.....	W	24-7	62,045	Soldier Field
Oct. 2	HOUSTON TEXANS.....	W	16-10	65,714	Paul Brown Stadium
Oct. 9	at Jacksonville Jaguars.....	L	20-23	66,137	ALLTEL Stadium/Sunday night
Oct. 16	at Tennessee Titans.....	W	31-23	69,149	The Coliseum
Oct. 23	PITTSBURGH STEELERS.....	L	13-27	66,104	Paul Brown Stadium
Oct. 30	GREEN BAY PACKERS.....	W	21-14	65,940	Paul Brown Stadium
Nov. 6	at Baltimore Ravens.....	W	21-9	70,540	M&T Bank Stadium
Nov. 13	— BYE —				
Nov. 20	INDIANAPOLIS COLTS.....	L	37-45	65,995	Paul Brown Stadium
Nov. 27	BALTIMORE RAVENS.....	W	42-29	65,680	Paul Brown Stadium
Dec. 4	at Pittsburgh Steelers.....	W	38-31	63,044	Heinz Field
Dec. 11	CLEVELAND BROWNS.....	W	23-20	65,788	Paul Brown Stadium
Dec. 18	at Detroit Lions.....	W	41-17	61,749	Ford Field
Dec. 24	BUFFALO BILLS.....	L	27-37	65,485	Paul Brown Stadium/Saturday afternoon
Jan. 1	at Kansas City Chiefs.....	L	3-37	77,211	Arrowhead Stadium
REGULAR-SEASON TOTALS		11-5-0	421-350	—	Regular-season home att.: 526,469

AFC WILD CARD PLAYOFF					
Jan. 8	PITTSBURGH STEELERS.....	L	17-31	65,870	Paul Brown Stadium

2006					
8-8-0 (4-4 HOME, 4-4 ROAD)				2ND IN AFC NORTH	
HEAD COACH: MARVIN LEWIS					
DATE	OPPONENT	W-L	SCORE	ATT.	STADIUM/NOTES
Sept. 10	at Kansas City Chiefs .....	W	23-10	77,956	Arrowhead Stadium
Sept. 17	CLEVELAND BROWNS .....	W	34-17	66,072	Paul Brown Stadium
Sept. 24	at Pittsburgh Steelers .....	W	28-20	64,922	Heinz Field
Oct. 1	NEW ENGLAND PATRIOTS .....	L	13-38	66,035	Paul Brown Stadium
Oct. 8	— BYE —				
Oct. 15	at Tampa Bay Buccaneers.....	L	13-14	65,732	Raymond James Stadium
Oct. 22	CAROLINA PANTHERS .....	W	17-14	65,964	Paul Brown Stadium
Oct. 29	ATLANTA FALCONS .....	L	27-29	65,978	Paul Brown Stadium
Nov. 5	at Baltimore Ravens .....	L	20-26	70,792	M&T Bank Stadium
Nov. 12	SAN DIEGO CHARGERS .....	L	41-49	65,917	Paul Brown Stadium
Nov. 19	at New Orleans Saints .....	W	31-16	68,001	Louisiana Superdome
Nov. 26	at Cleveland Browns .....	W	30-0	72,926	Cleveland Browns Stadium
Nov. 30	BALTIMORE RAVENS .....	W	13-7	65,973	Paul Brown Stadium/Thursday night
Dec. 10	OAKLAND RAIDERS .....	W	27-10	65,882	Paul Brown Stadium
Dec. 18	at Indianapolis Colts .....	L	16-34	57,292	RCA Dome/Monday night
Dec. 24	at Denver Broncos .....	L	23-24	75,759	INVESCO Field at Mile High
Dec. 31	PITTSBURGH STEELERS .....	L	*17-23	66,049	Paul Brown Stadium/*OT
REGULAR-SEASON TOTALS		8-8-0	373-331	—	Regular-season home att.: 527,870

2007					
7-9-0 (5-3 HOME, 2-6 ROAD)				3RD IN AFC NORTH	
HEAD COACH: MARVIN LEWIS					
DATE	OPPONENT	W-L	SCORE	ATT.	STADIUM/NOTES
Sept. 10	BALTIMORE RAVENS .....	W	27-20	66,093	Paul Brown Stadium/Monday night
Sept. 16	at Cleveland Browns .....	L	45-51	72,801	Cleveland Browns Stadium
Sept. 23	at Seattle Seahawks .....	L	21-24	68,110	Owest Field
Oct. 1	NEW ENGLAND PATRIOTS .....	L	13-34	66,113	Paul Brown Stadium/Monday night
Oct. 7	— BYE —				
Oct. 14	at Kansas City Chiefs .....	L	20-27	76,846	Arrowhead Stadium
Oct. 21	N.Y. JETS .....	W	38-31	65,686	Paul Brown Stadium
Oct. 28	PITTSBURGH STEELERS .....	L	13-24	66,188	Paul Brown Stadium
Nov. 4	at Buffalo Bills .....	L	21-33	70,745	Ralph Wilson Stadium
Nov. 11	at Baltimore Ravens .....	W	21-7	71,130	M&T Bank Stadium
Nov. 18	ARIZONA CARDINALS .....	L	27-35	65,403	Paul Brown Stadium
Nov. 25	TENNESSEE TITANS .....	W	35-6	65,489	Paul Brown Stadium
Dec. 2	at Pittsburgh Steelers .....	L	10-24	58,842	Heinz Field/Sunday night
Dec. 9	ST. LOUIS RAMS .....	W	19-10	65,143	Paul Brown Stadium
Dec. 15	at San Francisco 49ers .....	L	13-20	68,053	Monster Park/Saturday night
Dec. 23	CLEVELAND BROWNS .....	W	19-14	66,023	Paul Brown Stadium
Dec. 30	at Miami Dolphins .....	W	38-25	70,461	Dolphin Stadium
REGULAR-SEASON TOTALS		7-9-0	380-385	—	Regular-season home att.: 526,320

2008

4-11-1 (3-4-1 HOME, 1-7 ROAD)

3RD IN AFC NORTH

HEAD COACH: MARVIN LEWIS

DATE	OPPONENT	W-L	SCORE	ATT.	STADIUM/NOTES
Sept. 7	at Baltimore Ravens.....	L	10-17	70,978	M&T Bank Stadium
Sept. 14	TENNESSEE TITANS.....	L	7-24	64,540	Paul Brown Stadium
Sept. 21	at N.Y. Giants.....	L	*23-26	79,276	Giants Stadium/OT
Sept. 28	CLEVELAND BROWNS.....	L	12-20	65,541	Paul Brown Stadium
Oct. 5	at Dallas Cowboys.....	L	22-31	62,655	Texas Stadium
Oct. 12	at N.Y. Jets.....	L	14-26	78,161	The Meadowlands
Oct. 19	PITTSBURGH STEELERS.....	L	10-38	65,860	Paul Brown Stadium
Oct. 26	at Houston Texans.....	L	6-35	70,112	Reliant Stadium/rescheduled from Nov. 9 due to damage caused by Hurricane Ike
Nov. 2	JACKSONVILLE JAGUARS.....	W	21-19	64,238	Paul Brown Stadium
Nov. 9	— BYE —				
Nov. 16	PHILADELPHIA EAGLES.....	T	*13-13	64,633	Paul Brown Stadium/OT
Nov. 20	at Pittsburgh Steelers.....	L	10-27	59,854	Heinz Field/Thursday night
Nov. 30	BALTIMORE RAVENS.....	L	3-34	63,871	Paul Brown Stadium
Dec. 7	at Indianapolis Colts.....	L	3-35	66,402	Lucas Oil Stadium
Dec. 14	WASHINGTON REDSKINS.....	W	20-13	63,996	Paul Brown Stadium
Dec. 21	at Cleveland Browns.....	W	14-0	72,361	Cleveland Browns Stadium
Dec. 28	KANSAS CITY CHIEFS.....	W	16-6	63,984	Paul Brown Stadium
REGULAR-SEASON TOTALS		4-11-1	204-364	—	Regular-season home att.: 516,663

2009					
10-6-0 (6-2 HOME, 4-4 ROAD)			1ST IN AFC NORTH		
HEAD COACH: MARVIN LEWIS					
DATE	OPPONENT	W-L	SCORE	ATT.	STADIUM/NOTES
Sept. 13	DENVER BRONCOS.....	L	7-12	62,831	Paul Brown Stadium
Sept. 20	at Green Bay Packers.....	W	31-24	70,768	Lambeau Field
Sept. 27	PITTSBURGH STEELERS.....	W	23-20	64,538	Paul Brown Stadium
Oct. 4	at Cleveland Browns.....	W	*23-20	69,844	Cleveland Browns Stadium/OT
Oct. 11	at Baltimore Ravens.....	W	17-14	71,161	M&T Bank Stadium
Oct. 18	HOUSTON TEXANS.....	L	17-28	64,019	Paul Brown Stadium
Oct. 25	CHICAGO BEARS.....	W	45-10	64,900	Paul Brown Stadium
Nov. 1	— BYE —				
Nov. 8	BALTIMORE RAVENS.....	W	17-7	64,313	Paul Brown Stadium
Nov. 15	at Pittsburgh Steelers.....	W	18-12	65,392	Heinz Field
Nov. 22	at Oakland Raiders.....	L	17-20	34,112	Oakland Coliseum
Nov. 29	CLEVELAND BROWNS.....	W	16-7	64,553	Paul Brown Stadium
Dec. 6	DETROIT LIONS.....	W	23-13	62,545	Paul Brown Stadium
Dec. 13	at Minnesota Vikings.....	L	10-30	63,854	Hubert H. Humphrey Metrodome
Dec. 20	at San Diego Chargers.....	L	24-27	68,889	Qualcomm Stadium
Dec. 27	KANSAS CITY CHIEFS.....	W	17-10	64,333	Paul Brown Stadium
Jan. 3	at N.Y. Jets.....	L	0-37	79,106	The Meadowlands/Sun. night (flexed from 1)
REGULAR-SEASON TOTALS		10-6-0	305-291	—	Regular-season home att.: 512,032
AFC WILD CARD PLAYOFF					
Jan. 9	N.Y. JETS.....	L	14-24	63,686	Paul Brown Stadium/Saturday afternoon

2010					
4-12-0 (3-5 HOME, 1-7 ROAD)				4TH IN AFC NORTH	
HEAD COACH: MARVIN LEWIS					
DATE	OPPONENT	W-L	SCORE	ATT.	STADIUM/NOTES
Sept. 12	at New England Patriots.....	L	24-38	68,756	Gillette Stadium
Sept. 19	BALTIMORE RAVENS.....	W	15-10	64,071	Paul Brown Stadium
Sept. 26	at Carolina Panthers.....	W	20-7	72,887	Bank of America Stadium
Oct. 3	at Cleveland Browns.....	L	20-23	66,731	Cleveland Browns Stadium
Oct. 10	TAMPA BAY BUCCANEERS.....	L	21-24	63,888	Paul Brown Stadium
Oct. 17	— BYE —				
Oct. 24	at Atlanta Falcons.....	L	32-39	67,665	Georgia Dome
Oct. 31	MIAMI DOLPHINS.....	L	14-22	63,179	Paul Brown Stadium
Nov. 8	PITTSBURGH STEELERS.....	L	21-27	65,626	Paul Brown Stadium/Monday night
Nov. 14	at Indianapolis Colts.....	L	17-23	67,404	Lucas Oil Stadium
Nov. 21	BUFFALO BILLS.....	L	31-49	55,654	Paul Brown Stadium
Nov. 25	at N.Y. Jets.....	L	10-26	78,903	New Meadowlands/Thursday night
Dec. 5	NEW ORLEANS SAINTS.....	L	30-34	59,963	Paul Brown Stadium
Dec. 12	at Pittsburgh Steelers.....	L	7-23	57,501	Heinz Field
Dec. 19	CLEVELAND BROWNS.....	W	19-17	56,342	Paul Brown Stadium
Dec. 26	SAN DIEGO CHARGERS.....	W	34-20	54,194	Paul Brown Stadium (flexed from 8:20 to 1)
Jan. 2	at Baltimore Ravens.....	L	7-13	71,088	M&T Bank Stadium
REGULAR-SEASON TOTALS		4-12-0	322-395	—	Regular-season home att.: 482,917

2011					
9-7-0 (4-4 HOME, 5-3 ROAD)			3RD IN AFC NORTH (WILD CARD QUALIFIER)		
HEAD COACH: MARVIN LEWIS					
DATE	OPPONENT	W-L	SCORE	ATT.	STADIUM/NOTES
Sept. 11	at Cleveland Browns .....	W	27-17	67,321	Cleveland Browns Stadium
Sept. 18	at Denver Broncos .....	L	22-24	73,281	Sport Authority Field at Mile High
Sept. 25	SAN FRANCISCO 49ERS .....	L	8-13	43,363	Paul Brown Stadium
Oct. 2	BUFFALO BILLS .....	W	23-20	41,142	Paul Brown Stadium
Oct. 9	at Jacksonville Jaguars .....	W	30-20	61,799	EverBank Field
Oct. 16	INDIANAPOLIS COLTS .....	W	27-17	52,068	Paul Brown Stadium
Oct. 23	— BYE —				
Oct. 30	at Seattle Seahawks .....	W	34-12	66,004	CenturyLink Field
Nov. 6	at Tennessee Titans .....	W	24-17	69,143	LP Field
Nov. 13	PITTSBURGH STEELERS .....	L	17-24	63,262	Paul Brown Stadium
Nov. 20	at Baltimore Ravens .....	L	24-31	71,320	M&T Bank Stadium
Nov. 27	CLEVELAND BROWNS .....	W	23-20	48,260	Paul Brown Stadium
Dec. 4	at Pittsburgh Steelers .....	L	7-35	63,697	Heinz Field
Dec. 11	HOUSTON TEXANS .....	L	19-20	41,202	Paul Brown Stadium
Dec. 18	at St. Louis Rams .....	W	20-13	56,431	Edward Jones Dome
Dec. 24	ARIZONA CARDINALS .....	W	23-16	41,273	Paul Brown Stadium/Saturday afternoon
Jan. 1	BALTIMORE RAVENS .....	L	16-24	63,439	Paul Brown Stadium
REGULAR-SEASON TOTALS			9-7-0	344-323	— Regular-season home att.: 394,009
AFC WILD CARD PLAYOFF					
Jan. 7	at Houston Texans .....	L	10-31	71,725	Reliant Stadium/Saturday afternoon

2012					
10-6-0 (4-4 HOME, 6-2 ROAD)			2ND IN AFC NORTH (WILD CARD QUALIFIER)		
HEAD COACH: MARVIN LEWIS					
DATE	OPPONENT	W-L	SCORE	ATT.	STADIUM/NOTES
Sept. 10	at Baltimore Ravens .....	L	13-44	71,064	M&T Bank Stadium/Monday night
Sept. 16	CLEVELAND BROWNS .....	W	34-27	63,036	Paul Brown Stadium
Sept. 23	at Washington Redskins .....	W	38-31	80,060	FedExField
Sept. 30	at Jacksonville Jaguars .....	W	27-10	63,030	EverBank Field
Oct. 7	MIAMI DOLPHINS .....	L	13-17	61,162	Paul Brown Stadium
Oct. 14	at Cleveland Browns .....	L	24-34	67,060	Cleveland Browns Stadium
Oct. 21	PITTSBURGH STEELERS .....	L	17-24	63,411	Paul Brown Stadium/Sunday night
Oct. 28	— BYE — .....				
Nov. 4	DENVER BRONCOS .....	L	23-31	63,623	Paul Brown Stadium
Nov. 11	N.Y. GIANTS .....	W	31-13	56,614	Paul Brown Stadium
Nov. 18	at Kansas City Chiefs .....	W	28-6	63,336	Arrowhead Stadium
Nov. 25	OAKLAND RAIDERS .....	W	34-10	56,503	Paul Brown Stadium
Dec. 2	at San Diego Chargers .....	W	20-13	54,980	Qualcomm Stadium
Dec. 9	DALLAS COWBOYS .....	L	19-20	63,590	Paul Brown Stadium
Dec. 13	at Philadelphia Eagles .....	W	34-13	69,144	Lincoln Financial Field/Thursday night
Dec. 23	at Pittsburgh Steelers .....	W	13-10	63,236	Heinz Field
Dec. 30	BALTIMORE RAVENS .....	W	23-17	61,565	Paul Brown Stadium
REGULAR-SEASON TOTALS			10-6-0	391-320	— Regular-season home att.: 489,504
AFC WILD CARD PLAYOFF					
Jan. 5	at Houston Texans .....	L	13-19	71,738	Reliant Stadium/Saturday afternoon

2013

11-5-0 (8-0 HOME, 3-5 ROAD)

1ST IN AFC NORTH

HEAD COACH: MARVIN LEWIS

DATE	OPPONENT	W-L	SCORE	ATT.	STADIUM/NOTES
Sept. 8	at Chicago Bears .....	L	21-24	62,213	Soldier Field
Sept. 16	PITTSBURGH STEELERS .....	W	20-10	64,585	Paul Brown Stadium/Monday night
Sept. 22	GREEN BAY PACKERS .....	W	34-30	64,633	Paul Brown Stadium
Sept. 29	at Cleveland Browns .....	L	6-17	71,481	FirstEnergy Stadium
Oct. 6	NEW ENGLAND PATRIOTS .....	W	13-6	64,259	Paul Brown Stadium
Oct. 13	at Buffalo Bills .....	W	*27-24	67,739	Ralph Wilson Stadium/*OT
Oct. 20	at Detroit Lions .....	W	27-24	63,207	Ford Field
Oct. 27	N.Y. JETS .....	W	49-9	62,576	Paul Brown Stadium
Oct. 31	at Miami Dolphins .....	L	*20-22	52,388	Sun Life Stadium/Thursday night/*OT
Nov. 10	at Baltimore Ravens .....	L	*17-20	70,992	M&T Banks Stadium/*OT
Nov. 17	CLEVELAND BROWNS .....	W	41-20	63,856	Paul Brown Stadium
Nov. 24	— BYE —				
Dec. 1	at San Diego Chargers .....	W	17-10	61,536	Qualcomm Stadium
Dec. 8	INDIANAPOLIS COLTS .....	W	42-28	62,507	Paul Brown Stadium
Dec. 15	at Pittsburgh Steelers .....	L	20-30	45,873	Heinz Field/Sunday night
Dec. 22	MINNESOTA VIKINGS .....	W	42-14	61,555	Paul Brown Stadium
Dec. 29	BALTIMORE RAVENS .....	W	34-17	62,406	Paul Brown Stadium
REGULAR-SEASON TOTALS		11-5-0	430-305	—	Regular-season home att.: 506,377
AFC WILD CARD PLAYOFF					
Jan. 5	SAN DIEGO CHARGERS .....	L	10-27	62,277	Paul Brown Stadium

2014					
10-5-1 (5-2-1 HOME, 5-3 ROAD)				2ND IN AFC NORTH	
(WILD CARD QUALIFIER)					
HEAD COACH: MARVIN LEWIS					
DATE	OPPONENT	W-L	SCORE	ATT.	STADIUM/NOTES
Sept. 7	at Baltimore Ravens .....	W	23-16	70,925	M&T Bank Stadium
Sept. 14	ATLANTA FALCONS.....	W	24-10	58,574	Paul Brown Stadium
Sept. 21	TENNESSEE TITANS .....	W	33-7	56,743	Paul Brown Stadium
Sept. 28	— BYE —				
Oct. 5	at New England Patriots .....	L	17-43	68,756	Gillette Stadium/Sunday night
Oct. 12	CAROLINA PANTHERS .....	T	*37-37	57,053	Paul Brown Stadium/OT
Oct. 19	at Indianapolis Colts .....	L	0-27	66,539	Lucas Oil Stadium
Oct. 26	BALTIMORE RAVENS .....	W	27-24	55,711	Paul Brown Stadium
Nov. 2	JACKSONVILLE JAGUARS .....	W	33-23	60,057	Paul Brown Stadium
Nov. 6	CLEVELAND BROWNS .....	L	3-24	65,871	Paul Brown Stadium/Thursday night
Nov. 16	at New Orleans Saints .....	W	27-10	73,073	Mercedes-Benz Superdome
Nov. 23	at Houston Texans.....	W	22-13	71,777	NRG Stadium
Nov. 30	at Tampa Bay Buccaneers.....	W	14-13	56,340	Raymond James Stadium
Dec. 7	PITTSBURGH STEELERS .....	L	21-42	65,512	Paul Brown Stadium
Dec. 14	at Cleveland Browns.....	W	30-0	67,431	FirstEnergy Stadium
Dec. 22	DENVER BRONCOS .....	W	37-28	66,107	Paul Brown Stadium/Monday night
Dec. 28	at Pittsburgh Steelers .....	L	17-27	64,697	Heinz Field/Sunday night (flexed from 1)
REGULAR-SEASON TOTALS		10-5-1	365-344	—	Regular-season home att.: 485,628
AFC WILD CARD PLAYOFF					
Jan. 4	at Indianapolis Colts .....	L	10-26	63,385	Lucas Oil Stadium

2015

12-4-0 (6-2 HOME, 6-2 ROAD)

1ST IN AFC NORTH

HEAD COACH: MARVIN LEWIS

DATE	OPPONENT	W-L	SCORE	ATT.	STADIUM/NOTES
Sept. 13	at Oakland Raiders.....	W	33-13	54,500	O.co Coliseum
Sept. 20	SAN DIEGO CHARGERS.....	W	24-19	57,579	Paul Brown Stadium
Sept. 27	at Baltimore Ravens.....	W	28-24	70,970	M&T Bank Stadium
Oct. 4	KANSAS CITY CHIEFS.....	W	36-21	57,498	Paul Brown Stadium
Oct. 11	SEATTLE SEAHAWKS.....	W	*27-24	65,004	Paul Brown Stadium/OT
Oct. 18	at Buffalo Bills.....	W	34-21	69,593	Ralph Wilson Stadium
Oct. 25	— BYE —				
Nov. 1	at Pittsburgh Steelers.....	W	16-10	64,750	Heinz Field
Nov. 5	CLEVELAND BROWNS.....	W	31-10	65,816	Paul Brown Stadium/Thursday night
Nov. 16	HOUSTON TEXANS.....	L	6-10	61,381	Paul Brown Stadium/Monday night
Nov. 22	at Arizona Cardinals.....	L	31-34	64,745	University of Phoenix Stadium
Nov. 29	ST. LOUIS RAMS.....	W	31-7	61,022	Paul Brown Stadium
Dec. 6	at Cleveland Browns.....	W	37-3	64,775	FirstEnergy Stadium
Dec. 13	PITTSBURGH STEELERS.....	L	20-33	65,564	Paul Brown Stadium
Dec. 20	at San Francisco 49ers.....	W	24-14	70,799	Levi's Stadium (flexed from 8:30 to 4:25)
Dec. 28	at Denver Broncos.....	L	*17-20	76,868	/Monday night/OT
Jan. 3	BALTIMORE RAVENS.....	W	24-16	57,254	Paul Brown Stadium
REGULAR-SEASON TOTALS		12-4-0	419-279	—	Regular-season home att.: 491,118
AFC WILD CARD PLAYOFF					
Jan. 9	PITTSBURGH STEELERS.....	L	16-18	63,257	Paul Brown Stadium/Saturday night

## ALL-TIME RESULTS — PRESEASON

All-time preseason record: 104-108-2

(All games listed are night games unless noted otherwise. Opponents are capitalized for games in which the Bengals were the home team, including those games played at neutral sites.)

1968 (2-3-0)				
DATE	OPPONENT	W-L	SCORE	NOTES
Aug. 3	KANSAS CITY CHIEFS.....	L	14-38	
Aug. 10	at Denver Broncos.....	L	13-15	
Aug. 17	BUFFALO BILLS.....	L	6-10	
Aug. 25	vs. Pittsburgh Steelers.....	W	19-3	Afternoon game/at Morgantown, W.Va.
Aug. 30	VS. N.Y. JETS.....	W	13-9	At Memphis, Tenn.
1969 (3-2-0)				
DATE	OPPONENT	W-L	SCORE	NOTES
Aug. 10	vs. Boston Patriots.....	L	13-21	Afternoon game/at Bowling Green, Ohio
Aug. 16	vs. Kansas City Chiefs.....	L	7-23	At Jackson, Miss.
Aug. 23	MIAMI DOLPHINS.....	W	28-21	
Aug. 30	at Pittsburgh Steelers.....	W	23-13	
Sept. 6	DENVER BRONCOS.....	W	13-11	
1970 (2-3-1)				
DATE	OPPONENT	W-L	SCORE	NOTES
Aug. 8	WASHINGTON REDSKINS.....	W	27-12	
Aug. 15	at Miami Dolphins.....	L	10-20	
Aug. 22	at St. Louis Cardinals.....	L	20-41	
Aug. 29	CLEVELAND BROWNS.....	W	31-24	
Sept. 5	at Green Bay Packers.....	T	10-10	At Milwaukee
Sept. 12	DETROIT LIONS.....	L	14-31	
1971 (5-0-1)				
DATE	OPPONENT	W-L	SCORE	NOTES
Aug. 7	at Miami Dolphins.....	W	27-10	
Aug. 14	at Detroit Lions.....	W	31-24	
Aug. 23	PITTSBURGH STEELERS.....	W	20-13	
Aug. 28	ST. LOUIS CARDINALS.....	W	22-21	
Sept. 4	GREEN BAY PACKERS.....	W	27-24	
Sept. 11	at Washington Redskins.....	T	17-17	
1972 (3-3-0)				
DATE	OPPONENT	W-L	SCORE	NOTES
Aug. 5	at Green Bay Packers.....	L	14-24	
Aug. 12	DETROIT LIONS.....	W	28-20	
Aug. 19	MIAMI DOLPHINS.....	L	17-35	
Aug. 28	at Philadelphia Eagles.....	W	34-20	
Sept. 3	VS. CLEVELAND BROWNS.....	W	27-21	Afternoon game/at Columbus, Ohio
Sept. 9	ATLANTA FALCONS.....	L	14-44	
1973 (4-2-0)				
DATE	OPPONENT	W-L	SCORE	NOTES
Aug. 4	at Miami Dolphins.....	L	13-14	
Aug. 11	PHILADELPHIA EAGLES.....	W	45-21	
Aug. 19	vs. Cleveland Browns.....	L	6-24	Afternoon game/at Columbus, Ohio
Aug. 24	at Detroit Lions.....	W	17-10	
Sept. 1	ATLANTA FALCONS.....	W	31-20	
Sept. 8	GREEN BAY PACKERS.....	W	13-10	
1974 (4-2-0)				
DATE	OPPONENT	W-L	SCORE	NOTES
Aug. 3	MIAMI DOLPHINS.....	W	19-13	
Aug. 10	PHILADELPHIA EAGLES.....	W	35-21	
Aug. 17	at Atlanta Falcons.....	W	*13-7	*OT
Aug. 26	DETROIT LIONS.....	W	27-14	
Sept. 1	VS. CLEVELAND BROWNS.....	L	17-21	Afternoon game/at Columbus, Ohio
Sept. 6	at Green Bay Packers.....	L	24-26	At Milwaukee
1975 (4-3-0)				
DATE	OPPONENT	W-L	SCORE	NOTES
Aug. 2	VS. WASHINGTON REDSKINS.....	L	9-17	Afternoon game/Hall of Fame Game at Canton, Ohio
Aug. 9	at Miami Dolphins.....	L	3-7	
Aug. 15	at Buffalo Bills.....	W	38-28	
Aug. 23	GREEN BAY PACKERS.....	W	27-10	
Aug. 28	at Philadelphia Eagles.....	L	20-30	
Sept. 6	at Detroit Lions.....	W	22-14	Afternoon game
Sept. 13	NEW ORLEANS SAINTS.....	W	20-0	
1976 (4-2-0)				
DATE	OPPONENT	W-L	SCORE	NOTES
July 31	at Green Bay Packers.....	W	23-17	
Aug. 7	BUFFALO BILLS.....	W	31-10	
Aug. 14	DETROIT LIONS.....	W	26-14	
Aug. 22	at Minnesota Vikings.....	L	17-23	Afternoon game
Aug. 28	at New Orleans Saints.....	L	10-13	
Sept. 4	at Tampa Bay Buccaneers.....	W	24-13	
1977 (5-1-0)				
DATE	OPPONENT	W-L	SCORE	NOTES
Aug. 6	at Green Bay Packers.....	L	20-23	
Aug. 13	TAMPA BAY BUCCANEERS.....	W	45-0	
Aug. 21	at Detroit Lions.....	W	17-13	Afternoon game
Aug. 27	at St. Louis Cardinals.....	W	33-9	
Sept. 3	MINNESOTA VIKINGS.....	W	26-7	
Sept. 10	at Chicago Bears.....	W	24-6	

1978 (2-2-0)				
DATE	OPPONENT	W-L	SCORE	NOTES
Aug. 5	at Tampa Bay Buccaneers.....	L	0-17	
Aug. 12	DETROIT LIONS.....	L	10-14	
Aug. 19	CHICAGO BEARS.....	W	27-3	
Aug. 26	at Green Bay Packers.....	W	17-14	At Milwaukee
1979 (2-2-0)				
DATE	OPPONENT	W-L	SCORE	NOTES
Aug. 4	at Detroit Lions.....	W	40-28	
Aug. 11	GREEN BAY PACKERS.....	W	20-5	
Aug. 18	at Chicago Bears.....	L	13-17	
Aug. 25	TAMPA BAY BUCCANEERS.....	L	13-24	
1980 (1-3-0)				
DATE	OPPONENT	W-L	SCORE	NOTES
Aug. 9	at Denver Broncos.....	L	6-17	
Aug. 16	CHICAGO BEARS.....	W	21-3	
Aug. 23	at Tampa Bay Buccaneers.....	L	*14-20	*OT
Aug. 30	DETROIT LIONS.....	L	10-15	
1981 (2-2-0)				
DATE	OPPONENT	W-L	SCORE	NOTES
Aug. 8	at Tampa Bay Buccaneers.....	W	24-17	
Aug. 15	at Detroit Lions.....	W	30-20	
Aug. 22	at Chicago Bears.....	L	21-24	
Aug. 29	DENVER BRONCOS.....	L	20-24	
1982 (1-3-0)				
DATE	OPPONENT	W-L	SCORE	NOTES
Aug. 13	at Kansas City Chiefs.....	L	20-26	
Aug. 20	at Green Bay Packers.....	L	27-41	At Milwaukee
Aug. 28	DETROIT LIONS.....	L	23-27	
Sept. 3	WASHINGTON REDSKINS.....	W	28-21	
1983 (0-4-0)				
DATE	OPPONENT	W-L	SCORE	NOTES
Aug. 6	KANSAS CITY CHIEFS.....	L	7-24	
Aug. 12	at Washington Redskins.....	L	23-27	
Aug. 18	N.Y. JETS.....	L	*17-20	*OT
Aug. 27	at Detroit Lions.....	L	7-34	
1984 (3-1-0)				
DATE	OPPONENT	W-L	SCORE	NOTES
Aug. 4	at N.Y. Jets.....	W	21-15	
Aug. 11	at Tampa Bay Buccaneers.....	L	13-21	
Aug. 18	at Chicago Bears.....	W	25-17	
Aug. 24	DETROIT LIONS.....	W	35-14	
1985 (2-2-0)				
DATE	OPPONENT	W-L	SCORE	NOTES
Aug. 10	KANSAS CITY CHIEFS.....	L	27-35	
Aug. 17	N.Y. JETS.....	W	24-20	
Aug. 23	at Detroit Lions.....	L	17-31	
Aug. 30	at Indianapolis Colts.....	W	31-21	
1986 (1-3-0)				
DATE	OPPONENT	W-L	SCORE	NOTES
Aug. 9	at Kansas City Chiefs.....	L	0-20	
Aug. 16	at N.Y. Jets.....	L	17-28	
Aug. 23	GREEN BAY PACKERS.....	W	34-12	
Aug. 29	DETROIT LIONS.....	L	20-30	
1987 (2-2-0)				
DATE	OPPONENT	W-L	SCORE	NOTES
Aug. 15	at Tampa Bay Buccaneers.....	W	31-30	
Aug. 22	at Detroit Lions.....	L	9-23	
Aug. 29	at Green Bay Packers.....	W	28-20	
Sept. 4	NEW ORLEANS SAINTS.....	L	14-26	
1988 (4-1-0)				
DATE	OPPONENT	W-L	SCORE	NOTES
July 30	vs. Los Angeles Rams.....	W	14-7	Afternoon game/Hall of Fame Game at Canton, Ohio
Aug. 6	at Kansas City Chiefs.....	L	21-34	
Aug. 13	at Buffalo Bills.....	W	24-13	
Aug. 20	DETROIT LIONS.....	W	24-7	
Aug. 26	at New England Patriots.....	W	27-21	
1989 (2-2-0)				
DATE	OPPONENT	W-L	SCORE	NOTES
Aug. 13	BUFFALO BILLS.....	W	24-20	
Aug. 19	at Detroit Lions.....	W	35-3	
Aug. 28	at New Orleans Saints.....	L	10-27	
Sept. 1	at Minnesota Vikings.....	L	10-17	
1990 (1-3-0)				
DATE	OPPONENT	W-L	SCORE	NOTES
Aug. 11	at Tampa Bay Buccaneers.....	L	17-30	
Aug. 18	at Atlanta Falcons.....	L	17-34	
Aug. 24	at New England Patriots.....	W	*13-10	*OT
Aug. 31	DETROIT LIONS.....	L	24-26	

1991 (2-2-0)				
DATE	OPPONENT	W-L	SCORE	NOTES
Aug. 2	at Detroit Lions.....	L	20-24	
Aug. 10	PHILADELPHIA EAGLES.....	L	24-29	
Aug. 17	MINNESOTA VIKINGS.....	W	*27-24	*OT
Aug. 24	at Green Bay Packers.....	W	*19-16	At Milwaukee/OT
1992 (2-2-0)				
DATE	OPPONENT	W-L	SCORE	NOTES
Aug. 9	at N.Y. Giants.....	L	7-13	
Aug. 15	at Philadelphia Eagles.....	L	17-27	
Aug. 22	INDIANAPOLIS COLTS.....	W	20-0	
Aug. 28	DETROIT LIONS.....	W	34-17	
1993 (2-2-0)				
DATE	OPPONENT	W-L	SCORE	NOTES
Aug. 7	N.Y. GIANTS.....	L	16-27	
Aug. 14	at Indianapolis Colts.....	W	24-7	
Aug. 20	at Detroit Lions.....	L	7-30	
Aug. 27	PHILADELPHIA EAGLES.....	W	23-3	
1994 (1-3-0)				
DATE	OPPONENT	W-L	SCORE	NOTES
Aug. 6	at Tampa Bay Buccaneers.....	L	16-17	
Aug. 13	INDIANAPOLIS COLTS.....	L	21-26	
Aug. 20	at Philadelphia Eagles.....	L	7-17	
Aug. 26	DETROIT LIONS.....	W	38-14	
1995 (1-3-0)				
DATE	OPPONENT	W-L	SCORE	NOTES
Aug. 4	at Indianapolis Colts.....	W	34-21	
Aug. 11	TAMPA BAY BUCCANEERS.....	L	7-31	
Aug. 17	at Detroit Lions.....	L	13-20	
Aug. 25	N.Y. JETS.....	L	24-30	
1996 (2-2-0)				
DATE	OPPONENT	W-L	SCORE	NOTES
Aug. 3	INDIANAPOLIS COLTS.....	W	28-25	
Aug. 10	at Arizona Cardinals.....	L	10-13	
Aug. 16	at Washington Redskins.....	W	28-7	
Aug. 23	DETROIT LIONS.....	L	17-24	
1997 (2-2-0)				
DATE	OPPONENT	W-L	SCORE	NOTES
Aug. 1	at Indianapolis Colts.....	L	16-20	
Aug. 8	at Detroit Lions.....	W	27-23	
Aug. 16	MINNESOTA VIKINGS.....	W	37-13	
Aug. 22	SEATTLE SEAHAWKS.....	L	28-31	
1998 (1-3-0)				
DATE	OPPONENT	W-L	SCORE	NOTES
Aug. 8	at N.Y. Giants.....	L	17-24	
Aug. 17	INDIANAPOLIS COLTS.....	L	27-30	
Aug. 22	DETROIT LIONS.....	W	33-19	
Aug. 28	at Atlanta Falcons.....	L	0-17	
1999 (0-4-0)				
DATE	OPPONENT	W-L	SCORE	NOTES
Aug. 14	at Indianapolis Colts.....	L	17-20	
Aug. 20	at Detroit Lions.....	L	0-16	
Aug. 28	BUFFALO BILLS.....	L	3-30	
Sept. 3	ATLANTA FALCONS.....	L	16-28	
2000 (1-3-0)				
DATE	OPPONENT	W-L	SCORE	NOTES
Aug. 4	at Buffalo Bills.....	L	20-21	
Aug. 11	at Atlanta Falcons.....	L	16-31	
Aug. 19	CHICAGO BEARS.....	W	24-20	
Aug. 25	DETROIT LIONS.....	L	13-21	
2001 (1-3-0)				
DATE	OPPONENT	W-L	SCORE	NOTES
Aug. 4	at Chicago Bears.....	L	*13-16	*OT
Aug. 10	at Detroit Lions.....	W	27-24	
Aug. 25	BUFFALO BILLS.....	L	10-20	
Aug. 30	INDIANAPOLIS COLTS.....	L	17-23	
2002 (2-2-0)				
DATE	OPPONENT	W-L	SCORE	NOTES
Aug. 9	at Buffalo Bills.....	W	24-17	
Aug. 17	at Indianapolis Colts.....	W	22-10	
Aug. 24	NEW ORLEANS SAINTS.....	L	23-31	
Aug. 29	ATLANTA FALCONS.....	L	14-27	
2003 (1-3-0)				
DATE	OPPONENT	W-L	SCORE	NOTES
Aug. 10	at N.Y. Jets.....	L	13-28	Afternoon game
Aug. 16	DETROIT LIONS.....	W	23-10	
Aug. 23	TENNESSEE TITANS.....	L	15-23	
Aug. 29	at Indianapolis Colts.....	L	20-21	
2004 (2-2-0)				
DATE	OPPONENT	W-L	SCORE	NOTES
Aug. 16	at Tampa Bay Buccaneers.....	L	6-20	
Aug. 21	NEW ENGLAND PATRIOTS.....	W	31-3	
Aug. 28	at Atlanta Falcons.....	L	10-37	
Sept. 3	INDIANAPOLIS COLTS.....	W	16-13	



**2005 (2-2-0)**

DATE	OPPONENT	W-L	SCORE	NOTES
Aug. 12	NEW ENGLAND PATRIOTS.....	L	13-23	
Aug. 19	at Washington Redskins.....	W	24-17	
Aug. 26	at Philadelphia Eagles.....	L	17-27	
Sept. 2	INDIANAPOLIS COLTS.....	W	38-0	

**2006 (4-0-0)**

DATE	OPPONENT	W-L	SCORE	NOTES
Aug. 13	WASHINGTON REDSKINS.....	W	19-3	
Aug. 18	at Buffalo Bills.....	W	44-31	
Aug. 28	GREEN BAY PACKERS.....	W	48-17	
Sept. 1	at Indianapolis Colts.....	W	20-3	

**2007 (1-3-0)**

DATE	OPPONENT	W-L	SCORE	NOTES
Aug. 9	at Detroit Lions.....	L	26-27	
Aug. 18	NEW ORLEANS SAINTS.....	L	19-27	
Aug. 27	at Atlanta Falcons.....	L	19-24	
Aug. 31	INDIANAPOLIS COLTS.....	W	14-6	

**2008 (2-2-0)**

DATE	OPPONENT	W-L	SCORE	NOTES
Aug. 11	at Green Bay Packers.....	W	20-17	
Aug. 17	DETROIT LIONS.....	L	10-27	
Aug. 23	NEW ORLEANS SAINTS.....	L	0-13	
Aug. 28	at Indianapolis Colts.....	W	27-7	

**2009 (2-2-0)**

DATE	OPPONENT	W-L	SCORE	NOTES
Aug. 14	at New Orleans Saints.....	L	7-17	
Aug. 20	at New England Patriots.....	W	7-6	
Aug. 27	ST. LOUIS RAMS.....	L	21-24	
Sept. 3	INDIANAPOLIS COLTS.....	W	38-7	

**2010 (3-2-0)**

DATE	OPPONENT	W-L	SCORE	NOTES
Aug. 8	VS. DALLAS COWBOYS.....	L	7-16	Hall of Fame Game at Canton, Ohio
Aug. 15	DENVER BRONCOS.....	W	33-24	
Aug. 20	PHILADELPHIA EAGLES.....	W	22-9	
Aug. 28	at Buffalo Bills.....	L	20-35	
Sept. 2	at Indianapolis Colts.....	W	30-28	

**2011 (1-3-0)**

DATE	OPPONENT	W-L	SCORE	NOTES
Aug. 12	at Detroit Lions.....	L	3-34	
Aug. 21	at N.Y. Jets.....	L	7-27	
Aug. 25	CAROLINA PANTHERS.....	W	24-13	
Sept. 1	INDIANAPOLIS COLTS.....	L	13-17	

**2012 (2-2-0)**

DATE	OPPONENT	W-L	SCORE	NOTES
Aug. 10	N.Y. JETS.....	W	17-6	
Aug. 16	at Atlanta Falcons.....	W	24-19	
Aug. 23	GREEN BAY PACKERS.....	L	13-27	
Aug. 30	at Indianapolis Colts.....	L	16-20	

**2013 (3-1-0)**

DATE	OPPONENT	W-L	SCORE	NOTES
Aug. 8	at Atlanta Falcons.....	W	34-10	
Aug. 17	TENNESSEE TITANS.....	W	27-19	
Aug. 24	at Dallas Cowboys.....	L	18-24	
Aug. 29	INDIANAPOLIS COLTS.....	W	27-10	

**2014 (2-2-0)**

DATE	OPPONENT	W-L	SCORE	NOTES
Aug. 7	at Kansas City Chiefs.....	L	39-41	
Aug. 16	N.Y. JETS.....	L	17-25	
Aug. 24	at Arizona Cardinals.....	W	19-13	
Aug. 28	INDIANAPOLIS COLTS.....	W	35-7	

**2015 (3-1-0)**

DATE	OPPONENT	W-L	SCORE	NOTES
Aug. 14	N.Y. GIANTS.....	W	23-10	
Aug. 24	at Tampa Bay.....	L	11-25	
Aug. 29	CHICAGO.....	W	21-10	
Sept. 3	at Indianapolis Colts.....	W	9-6	

**ALL-TIME RESULTS — BY OPPONENT**

(The years listed are the seasons in which games were scheduled, not necessarily the calendar years in which games were played.)

**ARIZONA CARDINALS**Bengals lead regular-season series, 6-5-0  
(Cardinals franchise known as Phoenix prior to 1994 and in St. Louis prior to 1988)

YEAR	DATE	SITE	W-L	SCORE
1973	Nov. 25	Cincinnati	W	42-24
1979	Nov. 25	Cincinnati	W	34-28
1985	Sept. 15	St. Louis	L	27-41
1988	Sept. 4	Cincinnati	W	21-14
1994	Dec. 18	Arizona	L	7-28
1997	Aug. 31	Cincinnati	W	24-21
2000	Dec. 3	Cincinnati	W	24-13
2003	Nov. 2	Arizona	L	14-17
2007	Nov. 18	Cincinnati	L	27-35
2011	Dec. 24	Cincinnati	W	23-16
2015	Nov. 22	Arizona	L	31-34

**ATLANTA FALCONS**

Bengals lead regular-season series, 8-5-0

YEAR	DATE	SITE	W-L	SCORE
1971	Nov. 7	Cincinnati	L	6-9
1975	Oct. 26	Atlanta	W	21-14
1978	Dec. 3	Cincinnati	W	37-7
1981	Dec. 20	Atlanta	W	30-28
1984	Nov. 25	Cincinnati	W	35-14
1987	Nov. 15	Atlanta	W	16-10
1990	Oct. 28	Atlanta	L	17-38
1993	Dec. 26	Cincinnati	W	21-17
1996	Nov. 24	Cincinnati	W	41-31
2002	Sept. 22	Atlanta	L	3-30
2006	Oct. 29	Cincinnati	L	27-29
2010	Oct. 24	Atlanta	L	32-39
2014	Sept. 14	Cincinnati	W	24-10

**BALTIMORE RAVENS**

Regular-season series tied, 20-20-0

YEAR	DATE	SITE	W-L	SCORE
1996	Nov. 3	Baltimore	W	24-21
	Dec. 8	Cincinnati	W	21-14
1997	Sept. 7	Baltimore	L	10-23
	Dec. 21	Cincinnati	W	16-14
1998	Sept. 27	Baltimore	L	24-31
	Nov. 22	Cincinnati	L	13-20
1999	Nov. 21	Cincinnati	L	31-34
	Dec. 26	Baltimore	L	0-22
2000	Sept. 24	Baltimore	L	0-37
	Nov. 5	Cincinnati	L	7-27
2001	Sept. 23	Cincinnati	W	21-10
	Dec. 23	Baltimore	L	0-16
2002	Nov. 10	Baltimore	L	27-38
	Dec. 1	Cincinnati	L	23-27
2003	Oct. 19	Cincinnati	W	34-26
	Dec. 7	Baltimore	L	13-31
2004	Sept. 26	Cincinnati	L	9-23
	Dec. 5	Baltimore	W	27-26
2005	Nov. 6	Baltimore	W	21-9
	Nov. 27	Cincinnati	W	42-29
2006	Nov. 5	Baltimore	L	20-26
	Nov. 30	Cincinnati	W	13-7
2007	Sept. 10	Cincinnati	W	27-20
	Nov. 11	Baltimore	W	21-7
2008	Sept. 7	Baltimore	L	10-17
	Nov. 30	Cincinnati	L	3-34
2009	Oct. 11	Baltimore	W	17-14
	Nov. 8	Cincinnati	W	17-7
2010	Sept. 19	Cincinnati	W	15-10
	Jan. 2	Baltimore	L	7-13
2011	Nov. 20	Baltimore	L	24-31
	Jan. 1	Cincinnati	L	16-24
2012	Sept. 10	Baltimore	L	13-44
	Dec. 30	Cincinnati	W	23-17
2013	Nov. 10	Baltimore	L (OT)	17-20
	Dec. 29	Cincinnati	W	34-17
2014	Sept. 7	Baltimore	W	23-16
	Oct. 26	Cincinnati	W	27-24
2015	Sept. 27	Baltimore	W	28-24
	Jan. 3	Cincinnati	W	24-16

**BUFFALO BILLS**

Bills lead regular-season series, 15-12-0

Bengals lead postseason series, 2-0

YEAR	DATE	SITE	W-L	SCORE
1968	Sept. 22	Cincinnati	W	34-23
1969	Nov. 30	Buffalo	L	13-16
1970	Nov. 8	Buffalo	W	43-14
1973	Nov. 11	Buffalo	W	16-13
1975	Nov. 17	Cincinnati	W	33-24
1978	Oct. 22	Buffalo	L	0-5
1979	Sept. 9	Buffalo	L	24-51
1980	Nov. 16	Cincinnati	L	0-14
1981	Sept. 27	Cincinnati	W (OT)	27-24
	Jan. 3	Cincinnati**	W	28-21
1983	Sept. 11	Cincinnati	L	6-10
1984	Dec. 16	Cincinnati	W	52-21
1985	Nov. 3	Buffalo	W	23-17
1986	Sept. 14	Cincinnati	W (OT)	36-33
1988	Nov. 27	Cincinnati	W	35-21
	Jan. 8	Cincinnati***	W	21-10
1989	Nov. 26	Buffalo	L	7-24
1991	Oct. 21	Buffalo	L	16-35
1996	Nov. 17	Buffalo	L	17-31
1998	Dec. 6	Cincinnati	L	20-33
2002	Dec. 29	Buffalo	L	9-27
2003	Oct. 5	Buffalo	L (OT)	16-22
2004	Dec. 19	Cincinnati	L	17-33
2005	Dec. 24	Cincinnati	L	27-37
2007	Nov. 4	Buffalo	L	21-33
2010	Nov. 21	Cincinnati	L	31-49
2011	Oct. 2	Cincinnati	W	23-20
2013	Oct. 13	Buffalo	W (OT)	27-24
2015	Oct. 18	Buffalo	W	34-21

\*\*AFC Divisional Playoff; \*\*\*AFC Championship

**CAROLINA PANTHERS**

Regular-season series tied, 2-2-1

YEAR	DATE	SITE	W-L	SCORE
1999	Sept. 26	Carolina	L	3-27
2002	Dec. 8	Carolina	L	31-52
2006	Oct. 22	Cincinnati	W	17-14
2010	Sept. 26	Carolina	W	20-7
2014	Oct. 12	Cincinnati	T (OT)	37-37

**CLEVELAND BROWNS**

Bengals lead regular-season series, 46-39-0

YEAR	DATE	SITE	W-L	SCORE
1970	Oct. 11	Cleveland	L	27-30
	Nov. 15	Cincinnati	W	14-10
1971	Oct. 17	Cincinnati	L	24-27
	Dec. 5	Cleveland	L	27-31
1972	Oct. 1	Cleveland	L	6-27
	Dec. 9	Cincinnati	L	24-27
1973	Oct. 7	Cleveland	L	10-17
	Dec. 9	Cincinnati	W	34-17
1974	Sept. 15	Cincinnati	W	33-7
	Oct. 13	Cleveland	W	34-24
1975	Sept. 21	Cincinnati	W	24-17
	Nov. 23	Cleveland	L	23-35
1976	Oct. 3	Cleveland	W	45-24
	Oct. 31	Cincinnati	W	21-6
1977	Sept. 18	Cincinnati	L	3-13
	Nov. 6	Cleveland	W	10-7
1978	Sept. 10	Cleveland	L (OT)	10-13
	Dec. 17	Cincinnati	W	48-16
1979	Oct. 21	Cleveland	L	27-28
	Dec. 16	Cincinnati	W	16-12
1980	Nov. 23	Cleveland	L	7-31
	Dec. 21	Cincinnati	L	24-27
1981	Sept. 20	Cincinnati	L	17-20
	Nov. 29	Cleveland	W	41-21
1982	Sept. 27	Cleveland	CANCELED	
	Dec. 12	Cincinnati	W	23-10
1983	Sept. 15	Cleveland	L	7-17
	Oct. 23	Cincinnati	W	28-21
1984	Oct. 21	Cincinnati	W	12-9
	Dec. 2	Cleveland	W (OT)	20-17
1985	Nov. 10	Cincinnati	W	27-10
	Nov. 24	Cleveland	L	6-24
1986	Sept. 18	Cleveland	W	30-13
	Dec. 14	Cincinnati	L	3-34
1987	Oct. 18	Cincinnati	L	0-34
	Dec. 13	Cleveland	L	24-38
1988	Sept. 25	Cincinnati	W	24-17
	Oct. 30	Cleveland	L	16-23
1989	Sept. 25	Cincinnati	W	21-14
	Dec. 3	Cleveland	W	21-0
1990	Oct. 22	Cleveland	W	34-13
	Dec. 30	Cincinnati	W	21-14
1991	Sept. 15	Cleveland	L	13-14
	Nov. 3	Cincinnati	W	23-21
1992	Nov. 1	Cincinnati	W	30-10
	Dec. 6	Cleveland	L	21-37
1993	Sept. 5	Cleveland	L	14-27
	Oct. 17	Cincinnati	L	17-28
1994	Sept. 4	Cincinnati	L	20-28
	Oct. 23	Cleveland	L	13-37
1995	Oct. 29	Cincinnati	L (OT)	26-29
	Dec. 17	Cleveland	L	10-26
1999	Oct. 10	Cleveland	W	18-17
	Dec. 12	Cincinnati	W	44-28
2000	Sept. 10	Cincinnati	L	7-24
	Oct. 29	Cleveland	W	12-3
2001	Oct. 14	Cincinnati	W	24-14
	Nov. 25	Cleveland	L	0-18
2002	Sept. 15	Cleveland	L	7-20
	Nov. 17	Cincinnati	L	20-27
2003	Sept. 28	Cleveland	W	21-14
	Dec. 28	Cincinnati	L	14-22
2004	Oct. 17	Cleveland	L	17-34
	Nov. 28	Cincinnati	W	58-48
2005	Sept. 11	Cleveland	W	27-13
	Dec. 11	Cincinnati	W	23-20
2006	Sept. 17	Cincinnati	W	34-17
	Nov. 26	Cleveland	W	30-0
2007	Sept. 16	Cleveland	L	45-51
	Dec. 23	Cincinnati	W	19-14
2008	Sept. 28	Cincinnati	L	12-20
	Dec. 21	Cleveland	W	14-0
2009	Oct. 4	Cleveland	W (OT)	23-20
	Nov. 29	Cincinnati	W	16-7
2010	Oct. 3	Cleveland	L	20-23
	Dec. 19	Cincinnati	W	19-17
2011	Sept. 11	Cleveland	W	27-17
	Nov. 27	Cincinnati	W	23-20
2012	Sept. 16	Cincinnati	W	34-27
	Oct. 14	Cleveland	L	24-34
2013	Sept. 29	Cleveland	L	6-17
	Nov. 17	Cincinnati	W	41-20
2014	Nov. 6	Cincinnati	L	3-24
	Dec. 14	Cleveland	W	30-0
2015	Nov. 5	Cincinnati	W	31-10
	Dec. 6	Cleveland	W	37-3

**DALLAS COWBOYS**

Cowboys lead regular-season series, 7-4-0

YEAR	DATE	SITE	W-L	SCORE
1973	Nov. 4	Dallas	L	10-38
1979	Sept. 30	Dallas	L	13-38
1982	Oct. 24	Cincinnati	CANCELED	
1985	Dec. 8	Cincinnati	W	50-24
1988	Nov. 20	Dallas	W	38-24
1991	Oct. 13	Dallas	L	23-35
1994	Oct. 30	Cincinnati	L	20-23
1997	Dec. 14	Cincinnati	W	31-24
2000	Nov. 12	Dallas	L	6-23
2004	Nov. 7	Cincinnati	W	26-3
2008	Oct. 5	Dallas	L	22-31
2012	Dec. 9	Cincinnati	L	19-20

**DENVER BRONCOS**

Broncos lead regular-season series, 20-9-0

YEAR	DATE	SITE	W-L	SCORE
1968	Sept. 15	Cincinnati	W	24-10
	Oct. 6	Denver	L	7-10
1969	Oct. 19	Cincinnati	L	23-30
	Dec. 14	Denver	L	16-27
1971	Nov. 14	Denver	W	24-10
1972	Oct. 8	Cincinnati	W	21-10
1973	Sept. 16	Denver	L	10-28
1975	Nov. 9	Denver	W	17-16
1976	Sept. 12	Cincinnati	W	17-7
1977	Oct. 23	Cincinnati	L	13-24
1979	Sept. 2	Denver	L	0-10
1981	Nov. 22	Cincinnati	W	38-21
1983	Oct. 16	Denver	L	17-24
1984	Sept. 2	Denver	L	17-20
1986	Nov. 30	Denver	L	28-34
1991	Sept. 1	Denver	L	14-45
1994	Nov. 27	Denver	L	13-15
1996	Sept. 29	Cincinnati	L	10-14
1997	Sept. 21	Denver	L	20-38
1998	Nov. 1	Cincinnati	L	26-33
2000	Oct. 22	Cincinnati	W	31-21
2003	Sept. 7	Cincinnati	L	10-30
2004	Oct. 25	Cincinnati	W	23-10
2006	Dec. 24	Denver	L	23-24
2009	Sept. 13	Cincinnati	L	7-12
2011	Sept. 18	Denver	L	22-24
2012	Nov. 4	Cincinnati	L	23-31
2014	Dec. 22	Cincinnati	W	37-28
2015	Dec. 28	Denver	L (OT)	17-20

**DETROIT LIONS**

Bengals lead regular-season series, 8-3-0

YEAR	DATE	SITE	W-L	SCORE
1970	Sept. 27	Detroit	L	3-38
1974	Dec. 8	Cincinnati	L	19-23
1983	Dec. 11	Cincinnati	W	17-9
1986	Nov. 2	Detroit	W	24-17
1989	Nov. 19	Cincinnati	W	42-7
1992	Nov. 22	Cincinnati	L	13-19
1998	Sept. 13	Detroit	W (OT)	34-28
2001	Oct. 28	Detroit	W	31-27
2005	Dec. 18	Detroit	W	41-17
2009	Dec. 6	Cincinnati	W	23-13
2013	Oct. 20	Detroit	W	27-24

**GREEN BAY PACKERS**

Bengals lead regular-season series, 7-5-0

YEAR	DATE	SITE	W-L	SCORE
1971	Oct. 3	Green Bay	L	17-20
1976	Sept. 26	Cincinnati	W	28-7
1977	Oct. 9	Milwaukee	W	17-7
1980	Oct. 5	Green Bay	L	9-14
1983	Oct. 30	Cincinnati	W	34-14
1986	Oct. 5	Milwaukee	W	34-28
1992	Sept. 20	Green Bay	L	23-24
1995	Dec. 3	Green Bay	L	10-24
1998	Sept. 20	Cincinnati	L	6-13
2005	Oct. 30	Cincinnati	W	21-14
2009	Sept. 20	Green Bay	W	31-24
2013	Sept. 22	Cincinnati	W	34-30

**HOUSTON TEXANS**

Regular-season series tied, 4-4-0

Texans lead postseason series, 2-0

YEAR	DATE	SITE	W-L	SCORE
2002	Nov. 3	Houston	W	38-3
2003	Nov. 9	Cincinnati	W	34-27
2005	Oct. 2	Cincinnati	W	16-10
2008	Oct. 26	Houston	L	6-35
2009	Oct. 18	Cincinnati	L	17-28
2011	Dec. 11	Cincinnati	L	19-20
	Jan. 7	Houston*	L	10-31
2012	Jan. 5	Houston*	L	13-19
2014	Nov. 23	Houston	W	22-13
2015	Nov. 16	Cincinnati	L	6-10

\*AFC Wild Card Playoff

**INDIANAPOLIS COLTS**

Colts lead regular-season series, 17-10-0

Colts lead postseason series, 2-0

(Colts franchise in Baltimore prior to 1984)

YEAR	DATE	SITE	W-L	SCORE
1970	Dec. 26	Baltimore**	L	0-17
1972	Nov. 19	Cincinnati	L	19-20
1974	Nov. 3	Baltimore	W	24-14
1976	Sept. 19	Baltimore	L	27-28
1979	Nov. 4	Baltimore	L	28-38
1980	Dec. 7	Cincinnati	W	34-33
1981	Oct. 11	Baltimore	W	41-19
1982	Dec. 5	Baltimore	W	20-17
1983	Oct. 2	Cincinnati	L	31-34
1987	Sept. 13	Indianapolis	W	23-21
1989	Oct. 22	Cincinnati	L	12-23
1990	Nov. 25	Cincinnati	L	20-34
1992	Dec. 27	Cincinnati	L	17-21
1993	Sept. 12	Cincinnati	L	6-9
1994	Nov. 20	Cincinnati	L	13-17
1995	Sept. 3	Indianapolis	W (OT)	24-21
1996	Dec. 22	Cincinnati	W	31-24
1997	Nov. 9	Indianapolis	W	28-13
1998	Dec. 13	Indianapolis	L	26-39
1999	Oct. 24	Indianapolis	L	10-31
2002	Oct. 6	Indianapolis	L	21-28
2005	Nov. 20	Cincinnati	L	37-45
2006	Dec. 18	Indianapolis	L	16-34
2008	Dec. 7	Indianapolis	L	3-35
2010	Nov. 14	Indianapolis	L	17-23
2011	Oct. 16	Cincinnati	W	27-17
2013	Dec. 8	Cincinnati	W	42-28
2014	Oct. 19	Indianapolis	L	0-27
	Jan. 4	Indianapolis*	L	10-26

\*AFC Wild Card Playoff; \*\*AFC Divisional Playoff

**JACKSONVILLE JAGUARS**

Jaguars lead regular-season series, 11-9-0

YEAR	DATE	SITE	W-L	SCORE
1995	Sept. 10	Cincinnati	W	24-17
	Nov. 26	Jacksonville	W	17-13
1996	Oct. 27	Cincinnati	W	28-21
	Dec. 1	Jacksonville	L	27-30
1997	Oct. 5	Jacksonville	L	13-21
	Nov. 23	Cincinnati	W	31-26
1998	Nov. 8	Jacksonville	L	11-24
	Nov. 29	Cincinnati	L	17-34
1999	Oct. 31	Cincinnati	L	10-41
	Jan. 2	Jacksonville	L	7-24
2000	Sept. 17	Jacksonville	L	0-13
	Dec. 17	Cincinnati	W	17-14
2001	Nov. 11	Jacksonville	L	13-30
	Dec. 9	Cincinnati	L	10-14
2002	Dec. 15	Cincinnati	L	15-29
2005	Oct. 9	Jacksonville	L	20-23
2008	Nov. 2	Cincinnati	W	21-19
2011	Oct. 9	Jacksonville	W	30-20
2012	Sept. 30	Jacksonville	W	27-10
2014	Nov. 2	Cincinnati	W	33-23

**KANSAS CITY CHIEFS**

Bengals lead regular-season series, 15-13-0

YEAR	DATE	SITE	W-L	SCORE
1968	Oct. 13	Kansas City	L	3-13
	Nov. 10	Cincinnati	L	9-16
1969	Sept. 28	Cincinnati	W	24-19
	Oct. 26	Kansas City	L	22-42
1970	Oct. 18	Cincinnati	L	19-27
1972	Oct. 15	Kansas City	W	23-16
1973	Oct. 21	Cincinnati	W	14-6
1974	Nov. 24	Cincinnati	W	33-6
1976	Nov. 21	Kansas City	W	27-24
1977	Dec. 4	Kansas City	W	27-7
1978	Sept. 3	Cincinnati	L	23-24
1979	Oct. 7	Cincinnati	L	7-10
1980	Nov. 30	Kansas City	W	20-6
1983	Nov. 13	Kansas City	L	15-20
1984	Sept. 9	Cincinnati	L	22-27
1986	Sept. 7	Kansas City	L	14-24
1987	Dec. 6	Cincinnati	W (OT)	30-27
1988	Nov. 13	Kansas City	L	28-31
1989	Oct. 1	Kansas City	W	21-17
1993	Oct. 10	Kansas City	L	15-17
2003	Nov. 16	Cincinnati	W	24-19
2005	Jan. 1	Kansas City	L	3-37
2006	Sept. 10	Kansas City	W	23-10
2007	Oct. 14	Kansas City	L	20-27
2008	Dec. 28	Cincinnati	W	16-6
2009	Dec. 27	Cincinnati	W	17-10
2012	Nov. 18	Kansas City	W	28-6
2015	Oct. 4	Cincinnati	W	36-21

**MIAMI DOLPHINS**

Dolphins lead regular-season series, 15-5-0

Dolphins lead postseason series, 1-0

YEAR	DATE	SITE	W-L	SCORE
1968	Oct. 20	Cincinnati	L	22-24
	Nov. 17	Miami	W	38-21
1969	Sept. 14	Cincinnati	W	27-21
1971	Oct. 10	Cincinnati	L	13-23
1973	Dec. 23	Miami**	L	16-34
1974	Dec. 2	Miami	L	3-24
1977	Nov. 20	Cincinnati	W	23-17
1978	Oct. 9	Miami	L	0-21
1980	Sept. 14	Miami	L	16-17
1982	Oct. 3	Cincinnati	CANCELED	
1983	Nov. 28	Miami	L	14-38
1987	Nov. 8	Cincinnati	L	14-20
1989	Oct. 15	Cincinnati	L	13-20
1991	Dec. 9	Miami	L	13-37
1994	Oct. 2	Cincinnati	L	7-23
1995	Oct. 1	Cincinnati	L	23-26
2000	Oct. 1	Cincinnati	L	16-31
2004	Sept. 30	Cincinnati	W	16-13
2007	Dec. 19	Miami	W	38-25
2010	Oct. 31	Cincinnati	L	14-22
2012	Oct. 7	Cincinnati	L	13-17
2013	Oct. 31	Miami	L (OT)	20-22

(All-time results — by opponent, cont.)

## N.Y. GIANTS

Bengals lead regular-season series, 6-3-0

YEAR	DATE	SITE	W-L	SCORE
1972	Dec. 3	Cincinnati	W	13-10
1977	Nov. 27	Cincinnati	W	30-13
1982	Oct. 17	New York	CANCELED	
1985	Oct. 13	Cincinnati	W	35-30
1991	Dec. 1	Cincinnati	W	27-24
1994	Dec. 11	New York	L	20-27
1997	Oct. 26	New York	L	27-29
2004	Dec. 26	Cincinnati	W	23-22
2008	Sept. 21	New York	L (OT)	23-26
2012	Nov. 11	Cincinnati	W	31-13

## N.Y. JETS

Jets lead regular-season series, 15-8-0

Jets lead postseason series, 2-0

YEAR	DATE	SITE	W-L	SCORE
1968	Dec. 8	New York	L	14-27
1969	Oct. 12	Cincinnati	L	7-21
	Nov. 23	New York	L	7-40
1971	Dec. 19	New York	L	21-35
1973	Nov. 18	Cincinnati	W	20-14
1976	Dec. 12	New York	W	42-3
1981	Sept. 13	New York	W	31-30
1982	Jan. 9	Cincinnati+	L	17-44
1984	Sept. 16	New York	L	23-43
1985	Oct. 6	Cincinnati	L	20-29
1986	Dec. 21	Cincinnati	W	52-21
1987	Nov. 29	New York	L	20-27
1988	Oct. 9	Cincinnati	W	36-19
1990	Sept. 9	Cincinnati	W	25-20
1992	Nov. 15	New York	L	14-17
1993	Nov. 21	New York	L	12-17
1997	Sept. 28	Cincinnati	L	14-31
2001	Dec. 16	New York	L	14-15
2004	Sept. 12	New York	L	24-31
2007	Oct. 21	Cincinnati	W	38-31
2008	Oct. 12	New York	L	14-26
2009	Jan. 3	New York	L	0-37
	Jan. 9	Cincinnati*	L	14-24
2010	Nov. 25	New York	L	10-26
2013	Oct. 27	Cincinnati	W	49-9

+AFC First-Round Playoff; \*AFC Wild Card Playoff

## OAKLAND RAIDERS

Raiders lead regular-season series, 18-10-0

Raiders lead postseason series, 2-0

(Raiders franchise in Los Angeles from 1982-94)

YEAR	DATE	SITE	W-L	SCORE
1968	Oct. 27	Oakland	L	10-31
	Nov. 24	Cincinnati	L	0-34
1969	Nov. 2	Cincinnati	W	31-17
	Dec. 7	Oakland	L	17-37
1970	Sept. 20	Cincinnati	W	31-21
1971	Oct. 24	Oakland	L	27-31
1972	Nov. 12	Cincinnati	L	14-20
1974	Oct. 20	Oakland	L	27-30
1975	Oct. 19	Cincinnati	W	14-10
	Dec. 28	Oakland**	L	28-31
1976	Dec. 6	Oakland	L	20-35
1978	Nov. 13	Cincinnati	L	21-34
1980	Nov. 9	Oakland	L	17-28
1982	Nov. 28	Cincinnati	W	31-17
1983	Sept. 4	Cincinnati	L	10-20
1985	Nov. 17	Los Angeles	L	6-13
1988	Oct. 2	Los Angeles	W	45-21
1989	Nov. 5	Los Angeles	L	7-28
1990	Dec. 16	Los Angeles	L	7-24
	Jan. 13	Los Angeles**	L	10-20
1991	Nov. 24	Cincinnati	L	14-38
1992	Sept. 13	Cincinnati	W (OT)	24-21
1993	Nov. 28	Cincinnati	W	16-10
1995	Nov. 5	Cincinnati	L	17-20
1998	Oct. 25	Oakland	L	10-27
2003	Sept. 14	Oakland	L	20-23
2006	Dec. 10	Cincinnati	W	27-10
2009	Nov. 22	Oakland	L	17-20
2012	Nov. 25	Cincinnati	W	34-10
2015	Sept. 13	Oakland	W	33-13

\*\*AFC Divisional Playoff

## PHILADELPHIA EAGLES

Bengals lead regular-season series, 8-3-1

YEAR	DATE	SITE	W-L	SCORE
1971	Sept. 19	Cincinnati	W	37-14
1975	Dec. 7	Philadelphia	W	31-0
1979	Oct. 28	Cincinnati	W	37-13
1982	Nov. 21	Philadelphia	W	18-14
1988	Sept. 11	Philadelphia	W	28-24
1991	Nov. 17	Philadelphia	L	10-17
1994	Dec. 24	Cincinnati	W	33-30
1997	Nov. 30	Philadelphia	L	42-44
2000	Dec. 24	Philadelphia	L	7-16
2004	Jan. 2	Philadelphia	W	38-10
2008	Nov. 16	Cincinnati	T (OT)	13-13
2012	Dec. 13	Philadelphia	W	34-13

## PITTSBURGH STEELERS

Steelers lead regular-season series, 56-35-0

Steelers lead postseason series, 2-0

YEAR	DATE	SITE	W-L	SCORE
1970	Nov. 2	Pittsburgh	L	10-21
	Nov. 22	Cincinnati	W	34-7
1971	Sept. 26	Pittsburgh	L	10-21
	Dec. 12	Cincinnati	L	13-21
1972	Sept. 24	Cincinnati	W	15-10
	Nov. 5	Pittsburgh	L	17-40
1973	Oct. 14	Cincinnati	W	19-7
	Oct. 28	Pittsburgh	L	13-20
1974	Nov. 10	Cincinnati	W	17-10
	Dec. 14	Pittsburgh	L	3-27
1975	Nov. 2	Cincinnati	L	24-30
	Dec. 13	Pittsburgh	L	14-35
1976	Oct. 17	Pittsburgh	L	6-23
	Nov. 28	Cincinnati	L	3-7
1977	Oct. 17	Pittsburgh	L	14-20
	Dec. 10	Cincinnati	W	17-10
1978	Sept. 17	Cincinnati	L	3-28
	Nov. 19	Pittsburgh	L	6-7
1979	Oct. 14	Cincinnati	W	34-10
	Dec. 2	Pittsburgh	L	17-37
1980	Sept. 21	Cincinnati	W	30-28
	Oct. 12	Pittsburgh	W	17-16
1981	Oct. 18	Cincinnati	W	34-7
	Dec. 13	Pittsburgh	W	17-10
1982	Sept. 19	Pittsburgh	L (OT)	20-26
	Oct. 31	Cincinnati	CANCELED	
1983	Oct. 10	Cincinnati	L	14-24
	Dec. 4	Pittsburgh	W	23-10
1984	Oct. 1	Pittsburgh	L	17-38
	Nov. 11	Cincinnati	W	22-20
1985	Sept. 30	Pittsburgh	W	37-24
	Oct. 27	Cincinnati	W	26-21
1986	Oct. 13	Cincinnati	W	24-22
	Oct. 26	Pittsburgh	L	9-30
1987	Oct. 25	Pittsburgh	L	20-23
	Nov. 22	Cincinnati	L	16-30
1988	Sept. 18	Pittsburgh	W	17-12
	Nov. 6	Cincinnati	W	42-7
1989	Sept. 17	Cincinnati	W	41-10
	Oct. 8	Pittsburgh	W	26-16
1990	Nov. 18	Cincinnati	W	27-3
	Dec. 2	Pittsburgh	W	16-12
1991	Nov. 10	Cincinnati	L (OT)	27-33
	Dec. 15	Pittsburgh	L	10-17
1992	Oct. 19	Pittsburgh	L	0-20
	Nov. 29	Cincinnati	L	9-21
1993	Sept. 19	Pittsburgh	L	7-34
	Nov. 7	Cincinnati	L	16-24
1994	Oct. 16	Pittsburgh	L	10-14
	Dec. 4	Cincinnati	L	15-38
1995	Oct. 19	Pittsburgh	W	27-9
	Nov. 19	Cincinnati	L	31-49
1996	Oct. 13	Pittsburgh	L	10-20
	Nov. 10	Cincinnati	W	34-24
1997	Oct. 19	Cincinnati	L	10-26
	Nov. 16	Pittsburgh	L	3-20
1998	Oct. 11	Cincinnati	W	25-20
	Dec. 20	Pittsburgh	W	25-24
1999	Oct. 17	Cincinnati	L	3-17
	Nov. 28	Pittsburgh	W	27-20
2000	Oct. 15	Pittsburgh	L	0-15
	Nov. 26	Cincinnati	L	28-48
2001	Oct. 7	Pittsburgh	L	7-16
	Dec. 30	Cincinnati	W (OT)	26-23
2002	Oct. 13	Cincinnati	L	7-34
	Nov. 24	Pittsburgh	L	21-29
2003	Sept. 21	Cincinnati	L	10-17
	Nov. 30	Pittsburgh	W	24-20

2004	Oct. 3	Pittsburgh	L	17-28
	Nov. 21	Cincinnati	L	14-19
2005	Oct. 23	Cincinnati	L	13-27
	Dec. 4	Pittsburgh	W	38-31
	Jan. 8	Cincinnati*	L	17-31
2006	Sept. 24	Pittsburgh	W	28-20
	Dec. 31	Cincinnati	L (OT)	17-23
2007	Oct. 28	Cincinnati	L	13-24
	Dec. 2	Pittsburgh	L	10-24
2008	Oct. 19	Cincinnati	L	10-38
	Nov. 20	Pittsburgh	L	10-27
2009	Sept. 27	Cincinnati	W	23-20
	Nov. 15	Pittsburgh	W	18-12
2010	Nov. 8	Cincinnati	L	21-27
	Dec. 12	Pittsburgh	L	7-23
2011	Nov. 13	Cincinnati	L	17-24
	Dec. 4	Pittsburgh	L	7-35
2012	Oct. 21	Cincinnati	L	17-24
	Dec. 23	Pittsburgh	W	13-10
2013	Sept. 16	Cincinnati	W	20-10
	Dec. 15	Pittsburgh	L	20-30
2014	Dec. 7	Cincinnati	L	21-42
	Dec. 28	Pittsburgh	L	17-27
2015	Nov. 1	Pittsburgh	W	16-10
	Dec. 13	Cincinnati	L	20-33
	Jan. 9	Cincinnati*	L	16-18

\*AFC Wild Card Playoff

## ST. LOUIS RAMS

Bengals lead regular-season series, 8-5-0

(Rams franchise in Los Angeles prior to 1995)

YEAR	DATE	SITE	W-L	SCORE
1972	Oct. 22	Los Angeles	L	12-15
1976	Nov. 8	Cincinnati	W	20-12
1978	Dec. 11	Los Angeles	W	20-19
1981	Nov. 15	Cincinnati	W	24-10
1984	Sept. 23	Cincinnati	L	14-24
1987	Sept. 27	Los Angeles	CANCELED	
1990	Oct. 7	Los Angeles	W (OT)	34-31
1993	Dec. 19	Cincinnati	W	15-3
1996	Sept. 1	St. Louis	L	16-26
1999	Oct. 3	Cincinnati	L	10-38
2003	Dec. 21	St. Louis	L	10-27
2007	Dec. 9	Cincinnati	W	19-10
2011	Dec. 18	St. Louis	W	20-13
2015	Nov. 29	Cincinnati	W	31-7

## SAN DIEGO CHARGERS

Chargers lead regular-season series, 19-14-0

Postseason series tied, 1-1

YEAR	DATE	SITE	W-L	SCORE
1968	Sept. 6	San Diego	L	13-29
	Sept. 29	Cincinnati	L	10-31
1969	Sept. 21	Cincinnati	W	34-20
	Oct. 4	San Diego	L	14-21
1970	Dec. 6	San Diego	W	17-14
1971	Nov. 28	Cincinnati	W	31-0
1973	Sept. 30	San Diego	W	20-13
1974	Sept. 22	Cincinnati	L	17-20
1975	Dec. 21	Cincinnati	W	47-17
1977	Oct. 2	San Diego	L	3-24
1978	Nov. 5	San Diego	L	13-22
1979	Nov. 11	Cincinnati	L	24-26
1980	Nov. 2	Cincinnati	L	14-31
1981	Nov. 8	San Diego	W	40-17
	Jan. 10	Cincinnati***	W	27-7
1982	Dec. 20	San Diego	L	34-50
1985	Sept. 22	Cincinnati	L	41-44
1987	Oct. 4	Cincinnati	L	9-10
1988	Dec. 4	Cincinnati	W	27-10
1990	Sept. 16	San Diego	W	21-16
1992	Dec. 13	San Diego	L	10-27
1994	Sept. 11	San Diego	L	10-27
1996	Sept. 8	San Diego	L	14-27
1997	Nov. 2	Cincinnati	W	38-31
1999	Sept. 19	Cincinnati	L	7-34
2001	Sept. 30	San Diego	L	14-28
2002	Sept. 8	Cincinnati	L	6-34
2003	Nov. 23	San Diego	W	34-27
2006	Nov. 12	Cincinnati	L	41-49
2009	Dec. 20	San Diego	L	24-27
2010	Dec. 26	Cincinnati	W	34-20
2012	Dec. 2	San Diego	W	20-13
2013	Dec. 1	San Diego	W	17-10
	Jan. 5	Cincinnati*	L	10-27
2015	Sept. 20	Cincinnati	W	24-19

\*AFC Wild Card Playoff; \*\*AFC Championship

## SAN FRANCISCO 49ERS

49ers lead regular-season series, 9-4-0

49ers lead postseason series, 2-0

YEAR	DATE	SITE	W-L	SCORE
1974	Sept. 29	San Francisco	W	21-3
1978	Oct. 1	San Francisco	L	12-28
1981	Dec. 6	Cincinnati	L	3-21
	Jan. 24	Pontiac, Mich.#	L	21-26
1984	Nov. 4	San Francisco	L	17-23
1987	Sept. 20	Cincinnati	L	26-27
1988	Jan. 22	Miami ##	L	16-20
1990	Dec. 9	Cincinnati	L (OT)	17-20
1993	Dec. 5	San Francisco	L	8-21
1996	Oct. 20	San Francisco	L	21-28
1999	Dec. 5	Cincinnati	W	44-30
2003	Dec. 14	Cincinnati	W	41-38
2007	Dec. 15	San Francisco	L	13-20
2011	Sept. 25	Cincinnati	L	8-13
2015	Dec. 20	San Francisco	W	24-14

#Super Bowl XVI; ##Super Bowl XXIII

## SEATTLE SEAHAWKS

Bengals lead regular-season series, 10-9-0

Bengals lead postseason series, 1-0

YEAR	DATE	SITE	W-L	SCORE
1977	Sept. 25	Cincinnati	W	42-20
1981	Sept. 6	Cincinnati	W	27-21
1982	Dec. 26	Cincinnati	W	24-10
1984	Nov. 18	Cincinnati	L	6-26
1985	Sept. 8	Cincinnati	L	24-28
1986	Nov. 16	Cincinnati	W	34-7
1987	Oct. 11	Seattle	W	17-10
1988	Dec. 31	Cincinnati**	W	21-13
1989	Dec. 10	Cincinnati	L	17-24
1990	Oct. 1	Seattle	L	16-31
1991	Oct. 6	Cincinnati	L	7-13
1992	Sept. 6	Seattle	W	21-3
1993	Sept. 26	Cincinnati	L	10-19
1994	Nov. 6	Seattle	W (OT)	20-17
1995	Sept. 17	Seattle	L	20-37
1999	Nov. 7	Seattle	L	21-24
2003	Oct. 26	Cincinnati	W	27-24
2007	Sept. 23	Seattle	L	21-24
2011	Oct. 30	Seattle	W	34-12
2015	Oct. 11	Cincinnati	W (OT)	27-24



(All-time results — by opponent, cont.)

## TENNESSEE TITANS

Titans lead regular-season series, 39-33-1

Bengals lead postseason series, 1-0

(Titans franchise in Houston prior to 1997  
and known as Oilers prior to 1999)

YEAR	DATE	SITE	W-L	SCORE
1968	Nov. 3	Cincinnati	L	17-27
1969	Nov. 9	Houston	T	31-31
1970	Oct. 4	Cincinnati	L	13-20
	Dec. 13	Houston	W	30-20
1971	Oct. 31	Houston	L	6-10
	Nov. 21	Cincinnati	W	28-13
1972	Oct. 29	Cincinnati	W	30-7
	Dec. 17	Houston	W	61-17
1973	Sept. 23	Cincinnati	W	24-10
	Dec. 16	Houston	W	27-24
1974	Oct. 27	Cincinnati	L	21-34
	Nov. 17	Houston	L	3-20
1975	Oct. 5	Houston	W	21-19
	Nov. 30	Cincinnati	W	23-19
1976	Oct. 24	Houston	W	27-7
	Nov. 14	Cincinnati	W	31-27

1977	Oct. 30	Cincinnati	W (OT)	13-10
	Dec. 18	Houston	L	16-21
1978	Oct. 29	Cincinnati	W	28-13
	Nov. 26	Houston	L	10-17
1979	Sept. 23	Cincinnati	L (OT)	27-30
	Nov. 18	Houston	L	21-42
1980	Sept. 28	Cincinnati	L	10-13
	Oct. 26	Houston	L	3-23
1981	Oct. 4	Houston	L	10-17
	Nov. 1	Cincinnati	W	34-21
1982	Sept. 12	Cincinnati	W	27-6
	Jan. 2	Houston	W	35-27
1983	Nov. 6	Houston	W	55-14
	Nov. 20	Cincinnati	W	38-10
1984	Oct. 7	Cincinnati	W	13-3
	Oct. 28	Houston	W	31-13
1985	Oct. 20	Houston	L	27-44
	Dec. 1	Cincinnati	W	45-27
1986	Oct. 19	Cincinnati	W	31-28
	Nov. 9	Houston	L	28-32
1987	Nov. 1	Cincinnati	L	29-31
	Dec. 27	Houston	L	17-21
1988	Oct. 23	Cincinnati	W	44-21
	Dec. 11	Houston	L	6-41
1989	Nov. 13	Houston	L	24-26
	Dec. 17	Cincinnati	W	61-7

1990	Oct. 14	Houston	L	17-48
	Dec. 23	Cincinnati	W	40-20
	Jan. 6	Cincinnati*	W	41-14
1991	Sept. 8	Cincinnati	L	7-30
	Oct. 27	Houston	L	3-35
1992	Oct. 11	Cincinnati	L	24-38
	Oct. 25	Houston	L	10-26
1993	Oct. 24	Houston	L	12-28
	Nov. 14	Cincinnati	L	3-381994
	Sept. 25	Houston	L	13-20
	Nov. 13	Cincinnati	W	34-31
1995	Sept. 24	Cincinnati	L	28-38
	Nov. 12	Houston	W	32-25
1996	Oct. 6	Cincinnati	L (OT)	27-30
	Dec. 15	Houston	W	21-13
1997	Oct. 12	Tennessee	L	7-30
	Dec. 4	Cincinnati	W	41-14
1998	Sept. 6	Cincinnati	L	14-23
	Oct. 18	Tennessee	L	14-44
1999	Sept. 12	Tennessee	L	35-36
	Nov. 14	Cincinnati	L	14-24
2000	Oct. 8	Cincinnati	L	14-23
	Dec. 10	Tennessee	L	3-35
2001	Nov. 18	Cincinnati	L	7-20
	Jan. 6	Tennessee	W	23-21
2002	Oct. 27	Cincinnati	L	24-30

2004	Oct. 31	Tennessee	L	20-27
2005	Oct. 16	Tennessee	W	31-23
2007	Nov. 25	Cincinnati	W	35-6
2008	Sept. 14	Cincinnati	L	7-24
2011	Nov. 6	Tennessee	W	24-17
2014	Sept. 21	Cincinnati	W	33-7

*AFC Wild Card Playoff*

## WASHINGTON REDSKINS

Bengals lead regular-season series, 5-4-0

YEAR	DATE	SITE	W-L	SCORE
1970	Oct. 25	Washington	L	0-20
1974	Oct. 6	Cincinnati	W	28-17
1979	Dec. 9	Washington	L	14-28
1982	Nov. 7	Cincinnati	CANCELED	
1985	Dec. 15	Washington	L	24-27
1988	Dec. 17	Cincinnati	W (OT)	20-17
1991	Sept. 22	Cincinnati	L	27-34
2004	Nov. 14	Washington	W	17-10
2008	Dec. 14	Cincinnati	W	20-13
2012	Sept. 23	Washington	W	38-31

## ALL-TIME PRESEASON RESULTS — VS. 2016 PRESEASON OPPONENTS

### GAME 1

#### MINNESOTA VIKINGS

Bengals lead preseason series, 3-2

YEAR	DATE	SITE	SCORE
1976	Aug. 22	Minnesota	L, 17-23
1977	Sept. 3	Cincinnati	W, 26-7
1989	Sept. 1	Minnesota	L, 10-17
1991	Aug. 17	Cincinnati	W, 27-24 (OT)
1997	Aug. 16	Cincinnati	W, 37-13

### GAME 2

#### DETROIT LIONS

Preseason series tied, 18-18

YEAR	DATE	SITE	SCORE
1970	Sept. 12	Cincinnati	L, 14-31
1971	Aug. 14	Detroit	W, 31-24
1972	Aug. 12	Cincinnati	W, 28-20
1973	Aug. 24	at Detroit Lions	W, 17-10
1974	Aug. 26	Cincinnati	W, 27-14
1975	Sept. 6	Detroit	W, 22-14
1976	Aug. 14	Cincinnati	W, 26-14
1977	Aug. 21	at Detroit Lions	W, 17-13
1978	Aug. 12	Cincinnati	L, 10-14
1979	Aug. 4	Detroit	W, 40-28
1980	Aug. 30	Cincinnati	L, 10-15
1981	Aug. 15	Detroit	W, 30-20
1982	Aug. 28	Cincinnati	L, 23-27
1983	Aug. 27	Detroit	L, 7-34
1984	Aug. 24	Cincinnati	W, 35-14
1985	Aug. 23	Detroit	L, 17-31
1986	Aug. 29	Cincinnati	L, 20-30
1987	Aug. 22	Detroit	L, 9-23
1988	Aug. 20	Cincinnati	W, 24-7
1989	Aug. 19	Detroit	W, 35-3
1990	Aug. 31	Cincinnati	L, 24-26
1991	Aug. 2	Detroit	L, 20-24
1992	Aug. 28	Cincinnati	W, 34-17
1993	Aug. 20	Detroit	L, 7-30
1994	Aug. 26	Cincinnati	W, 38-14
1995	Aug. 17	Detroit	L, 13-20
1996	Aug. 23	Cincinnati	L, 17-24
1997	Aug. 8	Detroit	W, 27-23
1998	Aug. 22	Cincinnati	W, 33-19
1999	Aug. 20	Detroit	L, 0-16
2000	Aug. 25	Cincinnati	L, 13-21
2001	Aug. 10	Detroit	W, 27-24
2003	Aug. 16	Cincinnati	W, 23-10
2007	Aug. 9	Detroit	L, 26-27
2008	Aug. 17	Cincinnati	L, 10-27
2011	Aug. 12	Detroit	L, 3-34

### GAME 3

#### JACKSONVILLE JAGUARS

Preseason series tied, 0-0

YEAR	DATE	SITE	SCORE
—	—	—	—

(Cincinnati and Jacksonville have never met in preseason.)

### GAME 4

#### INDIANAPOLIS COLTS

Bengals lead preseason series, 16-8-0

YEAR	DATE	SITE	SCORE
1985	Aug. 30	Indianapolis	W, 31-21
1992	Aug. 22	Cincinnati	W, 20-0
1993	Aug. 14	Indianapolis	W, 24-7
1994	Aug. 13	Cincinnati	L, 21-26
1995	Aug. 4	Indianapolis	W, 34-21
1996	Aug. 3	Cincinnati	W, 28-25
1997	Aug. 1	Indianapolis	L, 16-20
1998	Aug. 17	Cincinnati	L, 27-30
1999	Aug. 14	Indianapolis	L, 17-20
2001	Aug. 30	Cincinnati	L, 17-23
2002	Aug. 17	Indianapolis	W, 22-10
2003	Aug. 29	Indianapolis	L, 20-21
2004	Sept. 3	Cincinnati	W, 16-13
2005	Sept. 2	Cincinnati	W, 38-0
2006	Sept. 1	Indianapolis	W, 20-3
2007	Aug. 31	Cincinnati	W, 14-6
2008	Aug. 28	Indianapolis	W, 27-7
2009	Sept. 3	Cincinnati	W, 38-7
2010	Sept. 2	Indianapolis	W, 30-28
2011	Sept. 1	Cincinnati	L, 13-17
2012	Aug. 30	Indianapolis	L, 16-20
2013	Aug. 29	Cincinnati	W, 27-10
2014	Aug. 28	Cincinnati	W, 35-7
2015	Sept. 3	Indianapolis	W, 9-6

# COACHING HISTORY

## HEAD COACHES

REGULAR SEASON				
SEASON	COACH	W	L	T PCT.
1968	Paul Brown	3	11	0 .214
1969	Paul Brown	4	9	1 .308
1970-x	Paul Brown	8	6	0 .571
1971	Paul Brown	4	10	0 .286
1972	Paul Brown	8	6	0 .571
1973-x	Paul Brown	10	4	0 .714
1974	Paul Brown	7	7	0 .500
1975-y	Paul Brown	11	3	0 .786
1976	Bill Johnson	10	4	0 .714
1977	Bill Johnson	8	6	0 .571
1978	Bill Johnson	0	5	0 .000
	Homer Rice	4	7	0 .364
1979	Homer Rice	4	12	0 .250
1980	Forrest Gregg	6	10	0 .375
1981-x, z	Forrest Gregg	12	4	0 .750
1982-z	Forrest Gregg	7	2	0 .778
1983	Forrest Gregg	7	9	0 .438
1984	Sam Wyche	8	8	0 .500
1985	Sam Wyche	7	9	0 .438
1986	Sam Wyche	10	6	0 .625
1987	Sam Wyche	4	11	0 .267
1988-x, z	Sam Wyche	12	4	0 .750
1989	Sam Wyche	8	8	0 .500
1990-x	Sam Wyche	9	7	0 .563
1991	Sam Wyche	3	13	0 .188
1992	Dave Shula	5	11	0 .313
1993	Dave Shula	3	13	0 .188
1994	Dave Shula	3	13	0 .188
1995	Dave Shula	7	9	0 .438
1996	Dave Shula	1	6	0 .143
	Bruce Coslet	7	2	0 .778
1997	Bruce Coslet	7	9	0 .438
1998	Bruce Coslet	3	13	0 .188
1999	Bruce Coslet	4	12	0 .250
2000	Bruce Coslet	0	3	0 .000
	Dick LeBeau	4	9	0 .308
2001	Dick LeBeau	6	10	0 .375
2002	Dick LeBeau	2	14	0 .125
2003	Marvin Lewis	8	8	0 .500
2004	Marvin Lewis	8	8	0 .500
2005-**	Marvin Lewis	11	5	0 .688
2006	Marvin Lewis	8	8	0 .500
2007	Marvin Lewis	7	9	0 .438
2008	Marvin Lewis	4	11	1 .281

2009-**	Marvin Lewis	10	6	0 .625
2010	Marvin Lewis	4	12	0 .250
2011-y	Marvin Lewis	9	7	0 .563
2012-y	Marvin Lewis	10	6	0 .625
2013-**	Marvin Lewis	11	5	0 .688
2014-y	Marvin Lewis	10	5	1 .656
2015-**	Marvin Lewis	12	4	0 .750

TOTALS 338 399 3 .459

x-AFC Central Division Champion

y-Wild Card Playoff Qualifier

z-AFC Champions

\*AFC Super Bowl Tournament Qualifier

\*\*AFC North Division Champion

## POSTSEASON


SEASON	COACH	W	L	PCT.
1970	Paul Brown	0	1	.000
1973	Paul Brown	0	1	.000
1975	Paul Brown	0	1	.000
1981	Forrest Gregg	2	1	.667
1982	Forrest Gregg	0	1	.000
1988	Sam Wyche	2	1	.667
1990	Sam Wyche	1	1	.500
2005	Marvin Lewis	0	1	.000
2009	Marvin Lewis	0	1	.000
2011	Marvin Lewis	0	1	.000
2012	Marvin Lewis	0	1	.000
2013	Marvin Lewis	0	1	.000
2014	Marvin Lewis	0	1	.000
2015	Marvin Lewis	0	1	.000

TOTALS 5 14 .263

## HEAD COACHES BY ERA

Marvin Lewis became the ninth head coach of the Bengals on January 14, 2003. Here are Bengals coaches' records, including playoff games:

SEASONS	COACH	RECORD	PCT.
1968-75	Paul Brown	55-59-1	.482
1976-78	Bill Johnson	18-15-0	.545
1978-79	Homer Rice	8-19-0	.296
1980-83	Forrest Gregg	34-27-0	.557
1984-91	Sam Wyche	64-68-0	.485
1992-96	Dave Shula	19-52-0	.268
1996-2000	Bruce Coslet	21-39-0	.350
2000-02	Dick LeBeau	12-33-0	.267
2003-15	Marvin Lewis	112-100-2	.528



Head coach Paul Brown is carried off the field on Dec. 20, 1970, following the Bengals' 45-7 win over the Boston Patriots at Riverfront Stadium. The win clinched a playoff berth for the three-year-old Cincinnati franchise. At the time, no other team had reached the playoffs so early in its history.

## ASSISTANT COACHES

\*NOTE: Coaches noted with asterisks also have served as Bengals head coaches.

NAME	COLLEGE	SEASONS
Alexander, Paul	Cortland State	1994-2015
Anderson, Jim	Cal-Western	1984-2012
Anderson, Ken	Augustana (Ill.)	1993-2002
Bass, Tom	San Jose State	1968-69
Bible, Dana	Cincinnati	1990-92
Braden, Marv	Southwest Missouri State	1990-94
Braswell, Brian	Hampton	2014-15
Bratkowski, Bob	Washington State	2001-10
Bresnahan, Chuck	Navy	2004-07
Brinker, Howard	Miami (Ohio)	1974-79
Bullough, Hank	Michigan State	1980-83
Burke, Matt	Dartmouth	2014-15
Carrier, Mark	Southern California	2012-15
Caskey, Kyle	Texas A&M	2010-15
Cioffi, Louie	C.W. Post	1997-2010
Coombs, Brayden	Miami (Ohio)	2012-15
Coslet, Bruce*	Pacific	1981-89, '94-96
Costello, Vince	Ohio	1969-73
Coyte, Kevin	Massachusetts	2001-11
DePaul, Bobby	Maryland	1994-96
Donaldson, Jack	Ohio State	1969-77
Dowler, Boyd	Colorado	1976-79
Duffner, Mark	College of William & Mary	1997-2002
Faragalli, Joe	Villanova	1984
FitzGerald, Jeff	Oregon State	2008-11
Forzano, Rick	Kent State	1968
Frazier, Leslie	Alcorn State	2003-04

Friday, Jeff	Wisconsin-Milwaukee	2010-15
Gansz, Frank	Navy	1979-80
Garrett, John	Princeton	1995-98, 2001-02
Gruen, Jay	Louisville	2011-13
Guenther, Paul	Ursinus	2005-15
Haluchak, Mike	Southern California	1992-93
Hayes, Jay	Idaho	2003-15
Hayes, Jonathan	Idaho	2003-15
Holman, Rodney	Tulane	2001-02
Horton, Ray	Washington	1997-2001
Hunley, Ricky	Arizona	2003-07
Infante, Lindy	Florida	1980-82
Jackson, Hue	Pacific	2004-06, '12-15
Johnson, Bill*	Texas A&M	1968-75, '85-90
Joseph, Vance	Colorado	2014-15
Karmelowicz, Bob	Bridgeport	1992-93
Krumrie, Tim	Wisconsin	1995-2002
LeBeau, Dick*	Ohio State	1980-91, '97-2000
Lewis, Marcus	Indiana State	2014-15
Lippincott, David	Dayton	2011-15
Livingston, Robert	William & Mary	2015
Lynn, Ron	Mount Union	1992-93
McCormack, Mike	Kansas	1976-79
McNally, Jim	Buffalo	1980-94
Meeks, Ron	Arkansas State	1992-96
Modzelewski, Dick	Maryland	1979-83
Moeller, Gary	Ohio State	1995-96
Mooshagian, Steve	Fresno State	1999-2002
Morton, Chip	North Carolina	2003-15
Oliver, Ray	Ohio State	2004-09
Pascale, Joe	Connecticut	1994-96

Peccatiello, Larry	College of William & Mary	1994-96
Perry, Darren	Penn State	2002
Pope, Mike	Lenoir-Rhyne	1992-93
Rice, Homer*	Centre College	1978
Roberts, Al	Washington	1997-2002
Sefcik, George	Notre Dame	1978-83
Selcer, Dick	Notre Dame	1984-91
Sheppard, Mike	Cal Lutheran	2007-10
Shula, Dave*	Dartmouth	1991
Shultz, Kurtis	Maryland	2003
Simmons, Darrin	Kansas	2003-15
Smouse, Frank	Youngstown State	1968
Stock, Mike	Northwestern	1987-91
Studley, Chuck	Illinois	1969-78, '89-91
Surace, Bob	Princeton	2002-09
Urban, James	Washington & Lee	2011-15
Urbanik, Bill	Ohio State	1984-88
Verducci, Frank	Seton Hall	1999-2001
Walsh, Bill	San Jose State	1968-75
Walters, Trent	Indiana	1984
Weber, Chuck	West Chester State College	1970-75
Wessel, Joe	Florida State	1994-96
Williamson, Richard	Alabama	1992-94
Winner, Charley	Southeast Missouri	1976-79
Wood, Alex	Iowa	2003
Wood, Kim	Wisconsin	1975-2002
Wylie, Bob	Colorado	1997-98
Zampese, Ken	San Diego	2003-15
Zimmer, Adam	Trinity University (Texas)	2013
Zimmer, Mike	Illinois State	2008-13

## YEAR-BY-YEAR COACHING STAFFS

1968

## HEAD COACH — PAUL BROWN

Tom Bass.....	Defensive Backfield
Jack Donaldson.....	Defensive Line
Rick Forzano.....	Offensive Backfield
Bill Johnson.....	Offensive Line
Frank Smouse.....	Linebackers
Bill Walsh.....	Offensive Ends

1969

## HEAD COACH — PAUL BROWN

Tom Bass.....	Defensive Coordinator/ Defensive Backfield
Vince Costello.....	Linebackers
Jack Donaldson.....	Offensive Backfield
Bill Johnson.....	Offensive Line
Chuck Studley.....	Defensive Line
Bill Walsh.....	Receivers

1970

## HEAD COACH — PAUL BROWN

Vince Costello.....	Linebackers
Jack Donaldson.....	Offensive Backfield
Bill Johnson.....	Offensive Line
Chuck Studley.....	Defensive Line
Bill Walsh.....	Receivers
Chuck Weber.....	Defensive Coordinator/ Defensive Backfield

1971

## HEAD COACH — PAUL BROWN

Vince Costello.....	Linebackers
Jack Donaldson.....	Offensive Backfield
Bill Johnson.....	Offensive Line
Chuck Studley.....	Defensive Line
Bill Walsh.....	Receivers/Quarterbacks
Chuck Weber.....	Defensive Coordinator/ Defensive Backfield

1972

## HEAD COACH — PAUL BROWN

Vince Costello.....	Linebackers
Jack Donaldson.....	Offensive Backfield
Bill Johnson.....	Offensive Line
Chuck Studley.....	Defensive Line
Bill Walsh.....	Receivers/Quarterbacks
Chuck Weber.....	Defensive Coordinator/ Defensive Backfield

1973

## HEAD COACH — PAUL BROWN

Vince Costello.....	Linebackers
Jack Donaldson.....	Offensive Backfield
Bill Johnson.....	Offensive Line
Chuck Studley.....	Defensive Line
Bill Walsh.....	Receivers/Quarterbacks
Chuck Weber.....	Defensive Coordinator/ Defensive Backfield

1974

## HEAD COACH — PAUL BROWN

Howard Brinker.....	Linebackers
Jack Donaldson.....	Offensive Backfield
Bill Johnson.....	Offensive Line
Chuck Studley.....	Defensive Line
Bill Walsh.....	Receivers/Quarterbacks
Chuck Weber.....	Defensive Coordinator/ Defensive Backfield

1975

## HEAD COACH — PAUL BROWN\*

Howard Brinker.....	Linebackers
Jack Donaldson.....	Offensive Backfield
Bill Johnson.....	Offensive Line
Chuck Studley.....	Defensive Line
Bill Walsh.....	Receivers/Quarterbacks
Chuck Weber.....	Defensive Backfield
Kim Wood.....	Strength

\*Retired after 1975 season.

1976

## HEAD COACH — BILL JOHNSON

Howard Brinker.....	Defensive Coordinator
Jack Donaldson.....	Offensive Backfield
Boyd Dowler.....	Quarterbacks/Receivers
Mike McCormack.....	Offensive Line
Chuck Studley.....	Defensive Line
Charley Winner.....	Defensive Backfield
Kim Wood.....	Strength

1977

## HEAD COACH — BILL JOHNSON

Howard Brinker.....	Defensive Coordinator/Linebackers
Jack Donaldson.....	Offensive Backfield
Boyd Dowler.....	Quarterbacks/Receivers
Mike McCormack.....	Offensive Line
Chuck Studley.....	Defensive Line
Charley Winner.....	Defensive Backfield
Kim Wood.....	Strength

1978

HEAD COACHES — BILL JOHNSON\*  
AND HOMER RICE\*\*

Howard Brinker.....	Defensive Coordinator/Linebackers
Boyd Dowler.....	Receivers
Mike McCormack.....	Offensive Line
Homer Rice**.....	Quarterbacks
George Sefcik.....	Offensive backfield
Chuck Studley.....	Defensive Line
Charley Winner.....	Defensive Backfield
Kim Wood.....	Strength

\*Resigned after Game 5.

\*\*Was Quarterbacks Coach for Games 1-5 and Head Coach for Games 6-16.

1979

## HEAD COACH — HOMER RICE

Howard Brinker.....	Defensive Coordinator/Linebackers
Boyd Dowler.....	Receivers
Frank Gansz.....	Special Teams
Mike McCormack.....	Offensive Line
Dick Modzelewski.....	Defensive Line
George Sefcik.....	Offensive Backfield
Charley Winner.....	Defensive Backfield
Kim Wood.....	Strength

1980

## HEAD COACH — FORREST GREGG

Hank Bullough.....	Defensive Coordinator/Linebackers
Frank Gansz.....	Special Teams/Tight Ends
Lindy Infante.....	Receivers/Quarterbacks
Dick LeBeau.....	Defensive Backfield
Jim McNally.....	Offensive Line
Dick Modzelewski.....	Defensive Line
George Sefcik.....	Offensive Backfield
Kim Wood.....	Strength

1981

## HEAD COACH — FORREST GREGG

Hank Bullough.....	Defensive Coordinator/Linebackers
Bruce Coslet.....	Special Teams/Tight Ends
Lindy Infante.....	Receivers/Quarterbacks
Dick LeBeau.....	Defensive Backfield
Jim McNally.....	Offensive Line
Dick Modzelewski.....	Defensive Line
George Sefcik.....	Offensive Backfield
Kim Wood.....	Strength

1982

## HEAD COACH — FORREST GREGG

Hank Bullough.....	Defensive Coordinator/Linebackers
Bruce Coslet.....	Special Teams/Tight Ends
Lindy Infante.....	Offensive Coordinator
Dick LeBeau.....	Defensive Backfield
Jim McNally.....	Offensive Line
Dick Modzelewski.....	Defensive Line
George Sefcik.....	Offensive Backfield
Kim Wood.....	Strength

1983

## HEAD COACH — FORREST GREGG

Hank Bullough.....	Defensive Coordinator/Linebackers
Bruce Coslet.....	Receivers/Quarterbacks
Dick LeBeau.....	Defensive Backfield
Jim McNally.....	Offensive Line
Dick Modzelewski.....	Defensive Line
George Sefcik.....	Offensive Backfield
Kim Wood.....	Strength

1984

## HEAD COACH — SAM WYCHE

Jim Anderson.....	Running Backs
Bruce Coslet.....	Wide Receivers
Joe Faragalli.....	Quarterbacks/Tight Ends
Dick LeBeau.....	Defensive Coordinator
Jim McNally.....	Offensive Line
Dick Selcer.....	Linebackers
Bill Urbanik.....	Defensive Line
Trent Walters.....	Defensive Backfield
Kim Wood.....	Strength

1985

## HEAD COACH — SAM WYCHE

Jim Anderson.....	Running Backs
Bruce Coslet.....	Wide Receivers
Bill Johnson.....	Tight Ends
Dick LeBeau.....	Defensive Coordinator
Jim McNally.....	Offensive Line
Dick Selcer.....	Linebackers
Bill Urbanik.....	Defensive Line
Kim Wood.....	Strength

1986

## HEAD COACH — SAM WYCHE

Jim Anderson.....	Running Backs
Bruce Coslet.....	Offensive Coordinator
Bill Johnson.....	Tight Ends
Dick LeBeau.....	Defensive Coordinator
Jim McNally.....	Offensive Line
Dick Selcer.....	Linebackers
Bill Urbanik.....	Defensive Line
Kim Wood.....	Strength

1987

## HEAD COACH — SAM WYCHE

Jim Anderson.....	Running Backs
Bruce Coslet.....	Offensive Coordinator
Bill Johnson.....	Tight Ends
Dick LeBeau.....	Defensive Coordinator
Jim McNally.....	Offensive Line
Dick Selcer.....	Linebackers
Mike Stock.....	Special Teams
Bill Urbanik.....	Defensive Line
Kim Wood.....	Strength

1988

## HEAD COACH — SAM WYCHE

Jim Anderson.....	Running Backs
Bruce Coslet.....	Offensive Coordinator
Bill Johnson.....	Tight Ends
Dick LeBeau.....	Defensive Coordinator
Jim McNally.....	Offensive Line
Dick Selcer.....	Linebackers
Mike Stock.....	Special Teams
Bill Urbanik.....	Defensive Line
Kim Wood.....	Strength

1989

## HEAD COACH — SAM WYCHE

Jim Anderson.....	Running Backs
Bruce Coslet.....	Offensive Coordinator
Bill Johnson.....	Tight Ends
Dick LeBeau.....	Defensive Coordinator
Jim McNally.....	Offensive Line
Dick Selcer.....	Linebackers
Mike Stock.....	Special Teams
Chuck Studley.....	Defensive Line
Kim Wood.....	Strength

1990

## HEAD COACH — SAM WYCHE

Jim Anderson.....	Running Backs
Dana Bible.....	Quarterbacks
Marv Braden.....	Special Teams
Bill Johnson.....	Tight Ends
Dick LeBeau.....	Defensive Coordinator
Jim McNally.....	Offensive Line
Dick Selcer.....	Linebackers
Mike Stock.....	Receivers
Chuck Studley.....	Defensive Line
Kim Wood.....	Strength

1991

## HEAD COACH — SAM WYCHE

Jim Anderson.....	Running Backs
Dana Bible.....	Quarterbacks
Marv Braden.....	Special Teams
Dick LeBeau.....	Defensive Coordinator
Jim McNally.....	Offensive Line
Dick Selcer.....	Linebackers
Dave Shula.....	Wide receivers
Mike Stock.....	Tight Ends
Chuck Studley.....	Defensive Line
Kim Wood.....	Strength

1992

## HEAD COACH — DAVE SHULA

Jim Anderson.....	Running Backs
Dana Bible.....	Quarterbacks
Marv Braden.....	Special Teams
Mike Haluchak.....	Linebackers
Bob Karmelowicz.....	Defensive line
Ron Lynn.....	Defensive Coordinator
Jim McNally.....	Offensive Line
Ron Meeks.....	Defensive Backfield
Mike Pope.....	Tight Ends
Richard Williamson.....	Wide Receivers
Kim Wood.....	Strength

1993

## HEAD COACH — DAVE SHULA

Jim Anderson.....	Running Backs
Ken Anderson.....	Quarterbacks
Marv Braden.....	Special Teams
Mike Haluchak.....	Linebackers
Bob Karmelowicz.....	Defensive Line
Ron Lynn.....	Defensive Coordinator
Jim McNally.....	Offensive Line
Ron Meeks.....	Defensive Backfield
Mike Pope.....	Offensive Coordinator/Tight Ends
Richard Williamson.....	Wide Receivers
Kim Wood.....	Strength

1994

## HEAD COACH — DAVE SHULA

Paul Alexander.....	Tight Ends
Jim Anderson.....	Running Backs
Ken Anderson.....	Quarterbacks
Marv Braden.....	Special Teams
Bruce Coslet.....	Offensive Coordinator
Bobby DePaul.....	Defensive Assistant
Jim McNally.....	Offensive Line
Ron Meeks.....	Defensive Backfield
Joe Pascale.....	Linebackers
Larry Peccatiello.....	Defensive Coordinator
Joe Wessel.....	Defensive Line
Richard Williamson.....	Wide Receivers
Kim Wood.....	Strength

1995

## HEAD COACH — DAVE SHULA

Paul Alexander.....	Offensive Line
Jim Anderson.....	Running Backs
Ken Anderson.....	Quarterbacks
Bruce Coslet.....	Offensive Coordinator
Bobby DePaul.....	Defensive Line
John Garrett.....	Offensive Assistant/Wide Receivers
Tim Krumrie.....	Defensive Assistant
Ron Meeks.....	Defensive Backfield
Gary Moeller.....	Tight Ends
Joe Pascale.....	Linebackers
Larry Peccatiello.....	Defensive Coordinator
Joe Wessel.....	Special Teams
Kim Wood.....	Strength and Conditioning

1996

HEAD COACHES — DAVE SHULA\*  
AND BRUCE COSLET\*\*

Paul Alexander.....	Offensive Line
Jim Anderson.....	Running Backs
Ken Anderson***.....	Quarterbacks
Bruce Coslet**.....	Offensive Coordinator
Bobby DePaul.....	Staff Assistant
John Garrett.....	Wide Receivers
Tim Krumrie.....	Defensive Line
Ron Meeks.....	Defensive Backfield
Gary Moeller.....	Tight Ends
Joe Pascale.....	Linebackers
Larry Peccatiello.....	Defensive Coordinator
Joe Wessel.....	Special Teams
Kim Wood.....	Strength and Conditioning

\*Released after Game 7.

\*\*Was Offensive Coordinator for Game 1-7 and Head Coach for Games 8-16.

\*\*\*Was Quarterbacks Coach for Games 1-7 and Offensive Coordinator for Games 8-16.

1997

## HEAD COACH — BRUCE COSLET

Paul Alexander.....	Offensive Line
Jim Anderson.....	Running Backs
Ken Anderson.....	Offensive Coordinator
Louie Cioffi.....	Defensive Staff Assistant
Mark Duffner.....	Linebackers
John Garrett.....	Offensive Staff Assistant
Ray Horton.....	Defensive Backs
Tim Krumrie.....	Defensive Line
Dick LeBeau.....	Assistant Head Coach/ Defensive Coordinator
Al Roberts.....	Special Teams
Kim Wood.....	Strength and Conditioning
Bob Wylie.....	Tight Ends

1998

## HEAD COACH — BRUCE COSLET

Paul Alexander.....	Offensive Line
Jim Anderson.....	Running Backs
Ken Anderson.....	Offensive Coordinator
Louie Cioffi.....	Defensive Staff Assistant
Mark Duffner.....	Linebackers
John Garrett.....	Offensive Staff Assistant
Ray Horton.....	Defensive Backs
Tim Krumrie.....	Defensive Line
Dick LeBeau.....	Assistant Head Coach/ Defensive Coordinator
Al Roberts.....	Special Teams
Kim Wood.....	Strength and Conditioning
Bob Wylie.....	Tight Ends



(Year-by-year coaching staffs, cont.)

1999	
HEAD COACH — BRUCE COSLET	
Paul Alexander .....	Offensive Line
Jim Anderson .....	Running Backs
Ken Anderson .....	Offensive Coordinator
Louie Cioffi .....	Defensive Staff Assistant
Mark Duffner .....	Linebackers
Ray Horton .....	Defensive Backs
Tim Krumrie .....	Defensive Line
Dick LeBeau .....	Assistant Head Coach/ Defensive Coordinator
Steve Mooshagian .....	Wide Receivers
Al Roberts .....	Special Teams
Frank Verducci .....	Tight Ends
Kim Wood .....	Strength and Conditioning

2000	
HEAD COACHES — BRUCE COSLET* AND DICK LEBEAU**	
Paul Alexander .....	Offensive Line
Jim Anderson .....	Running Backs
Ken Anderson .....	Offensive Coordinator
Louie Cioffi .....	Defensive Staff Assistant
Mark Duffner .....	Linebackers
Ray Horton .....	Defensive Backs
Tim Krumrie .....	Defensive Line
Dick LeBeau** .....	Assistant Head Coach/ Defensive Coordinator
Steve Mooshagian .....	Wide Receivers
Al Roberts .....	Special Teams
Frank Verducci .....	Tight Ends
Kim Wood .....	Strength and Conditioning
*Resigned after Game 3.	
**Was Assistant Head Coach/Defensive Coordinator for Games 1-3 and Head Coach for Games 4-16.	

2001	
HEAD COACH — DICK LEBEAU	
Paul Alexander .....	Offensive Line
Jim Anderson .....	Running Backs
Ken Anderson .....	Quarterbacks
Bob Bratkowski .....	Offensive Coordinator
Louie Cioffi .....	Defensive Assistant
Kevin Coyle .....	Cornerbacks
Mark Duffner .....	Defensive Coordinator/Linebackers
John Garrett .....	Offensive Assistant
Rodney Holman .....	Strength and Conditioning
Assistant	
Ray Horton .....	Safeties
Tim Krumrie .....	Defensive Line
Steve Mooshagian .....	Wide Receivers
Al Roberts .....	Special Teams
Frank Verducci .....	Tight Ends
Kim Wood .....	Strength and Conditioning

2002	
HEAD COACH — DICK LEBEAU	
Paul Alexander .....	Offensive Line
Jim Anderson .....	Running Backs
Ken Anderson .....	Quarterbacks
Bob Bratkowski .....	Offensive Coordinator
Louie Cioffi .....	Defensive Assistant
Kevin Coyle .....	Cornerbacks
Mark Duffner .....	Defensive Coordinator/Linebackers
John Garrett .....	Tight Ends
Rodney Holman .....	Strength and Conditioning
Assistant	
Tim Krumrie .....	Defensive Line
Steve Mooshagian .....	Wide Receivers
Darren Perry .....	Safeties
Al Roberts .....	Special Teams
Bob Surace .....	Offensive Assistant
Kim Wood .....	Strength and Conditioning

2003	
HEAD COACH — MARVIN LEWIS	
Paul Alexander .....	Assistant Head Coach/ Offensive Line
Jim Anderson .....	Running Backs
Bob Bratkowski .....	Offensive Coordinator
Louie Cioffi .....	Assistant Defensive Backs
Kevin Coyle .....	Defensive Backs
Leslie Frazier .....	Defensive Coordinator
Jay Hayes .....	Defensive Line
Jonathan Hayes .....	Tight Ends
Ricky Hunley .....	Linebackers
Chip Morton .....	Strength and Conditioning
Kurtis Shultz .....	Assistant Strength and Conditioning
Darrin Simmons .....	Special Teams
Bob Surace .....	Offensive Assistant
Alex Wood .....	Wide Receivers
Ken Zampese .....	Quarterbacks

2004	
HEAD COACH — MARVIN LEWIS	
Paul Alexander .....	Assistant Head Coach/ Offensive Line
Jim Anderson .....	Running Backs
Bob Bratkowski .....	Offensive Coordinator
Chuck Bresnahan .....	Assistant
Louie Cioffi .....	Assistant Defensive Backs
Kevin Coyle .....	Defensive Backs
Leslie Frazier .....	Defensive Coordinator
Jay Hayes .....	Defensive Line
Jonathan Hayes .....	Tight Ends
Ricky Hunley .....	Linebackers
Hue Jackson .....	Wide Receivers
Chip Morton .....	Strength and Conditioning
Ray Oliver .....	Assistant Strength and Conditioning
Darrin Simmons .....	Special Teams
Bob Surace .....	Assistant Offensive Line
Ken Zampese .....	Quarterbacks

2005	
HEAD COACH — MARVIN LEWIS	
Paul Alexander .....	Assistant Head Coach/ Offensive Line
Jim Anderson .....	Running Backs
Bob Bratkowski .....	Offensive Coordinator
Chuck Bresnahan .....	Defensive Coordinator
Louie Cioffi .....	Assistant Defensive Backs
Kevin Coyle .....	Defensive Backs
Paul Guenther .....	Staff Assistant
Jay Hayes .....	Defensive Line
Jonathan Hayes .....	Tight Ends
Ricky Hunley .....	Linebackers
Hue Jackson .....	Wide Receivers
Chip Morton .....	Strength and Conditioning
Ray Oliver .....	Assistant Strength and Conditioning
Darrin Simmons .....	Special Teams
Bob Surace .....	Assistant Offensive Line
Ken Zampese .....	Quarterbacks

2006	
HEAD COACH — MARVIN LEWIS	
Paul Alexander .....	Assistant Head Coach/ Offensive Line
Jim Anderson .....	Running Backs
Bob Bratkowski .....	Offensive Coordinator
Chuck Bresnahan .....	Defensive Coordinator
Louie Cioffi .....	Assistant Defensive Backs
Kevin Coyle .....	Defensive Backs
Paul Guenther .....	Assistant Special Teams/ Assistant Linebackers
Jay Hayes .....	Defensive Line
Jonathan Hayes .....	Tight Ends
Ricky Hunley .....	Linebackers
Hue Jackson .....	Wide Receivers
Chip Morton .....	Strength and Conditioning
Ray Oliver .....	Assistant Strength and Conditioning
Darrin Simmons .....	Special Teams
Bob Surace .....	Assistant Offensive Line
Ken Zampese .....	Quarterbacks

2007	
HEAD COACH — MARVIN LEWIS	
Paul Alexander .....	Assistant Head Coach/ Offensive Line
Jim Anderson .....	Running Backs
Bob Bratkowski .....	Offensive Coordinator
Chuck Bresnahan .....	Defensive Coordinator
Louie Cioffi .....	Assistant Defensive Backs
Kevin Coyle .....	Defensive Backs
Paul Guenther .....	Assistant Special Teams/ Assistant Linebackers
Jay Hayes .....	Defensive Line
Jonathan Hayes .....	Tight Ends
Ricky Hunley .....	Linebackers
Chip Morton .....	Strength and Conditioning
Ray Oliver .....	Assistant Strength and Conditioning
Mike Sheppard .....	Wide Receivers
Darrin Simmons .....	Special Teams
Bob Surace .....	Assistant Offensive Line
Ken Zampese .....	Quarterbacks

2008	
HEAD COACH — MARVIN LEWIS	
Paul Alexander .....	Assistant Head Coach/ Offensive Line
Jim Anderson .....	Running Backs
Bob Bratkowski .....	Offensive Coordinator
Louie Cioffi .....	Assistant Defensive Backs
Kevin Coyle .....	Defensive Backs
Jeff FitzGerald .....	Linebackers
Paul Guenther .....	Assistant Special Teams/ Assistant Linebackers
Jay Hayes .....	Defensive Line
Jonathan Hayes .....	Tight Ends
Chip Morton .....	Strength and Conditioning
Ray Oliver .....	Associate Strength and Conditioning
Mike Sheppard .....	Wide Receivers
Darrin Simmons .....	Special Teams
Bob Surace .....	Assistant Offensive Line
Ken Zampese .....	Quarterbacks
Mike Zimmer .....	Defensive Coordinator

2009	
HEAD COACH — MARVIN LEWIS	
Paul Alexander .....	Assistant Head Coach/ Offensive Line
Jim Anderson .....	Running Backs
Bob Bratkowski .....	Offensive Coordinator
Louie Cioffi .....	Assistant Defensive Backs
Kevin Coyle .....	Defensive Backs
Jeff FitzGerald .....	Linebackers
Paul Guenther .....	Assistant Special Teams/ Assistant Linebackers
Jay Hayes .....	Defensive Line
Jonathan Hayes .....	Tight Ends
Chip Morton .....	Strength and Conditioning
Ray Oliver .....	Associate Strength and Conditioning
Mike Sheppard .....	Wide Receivers
Darrin Simmons .....	Special Teams
Bob Surace .....	Assistant Offensive Line
Ken Zampese .....	Quarterbacks
Mike Zimmer .....	Defensive Coordinator

2010	
HEAD COACH — MARVIN LEWIS	
Paul Alexander .....	Assistant Head Coach/ Offensive Line
Jim Anderson .....	Running Backs
Bob Bratkowski .....	Offensive Coordinator
Kyle Caskey .....	Offensive Quality Control
Louie Cioffi .....	Assistant Defensive Backs
Kevin Coyle .....	Defensive Backs
Jeff FitzGerald .....	Linebackers
Jeff Friday .....	Assistant Strength and Conditioning
Paul Guenther .....	Assistant Special Teams/ Assistant Linebackers
Jay Hayes .....	Defensive Line
Jonathan Hayes .....	Tight Ends
Chip Morton .....	Strength and Conditioning
Mike Sheppard .....	Wide Receivers
Darrin Simmons .....	Special Teams
Ken Zampese .....	Quarterbacks
Mike Zimmer .....	Defensive Coordinator

2011	
HEAD COACH — MARVIN LEWIS	
Paul Alexander .....	Assistant Head Coach/ Offensive Line
Jim Anderson .....	Running Backs
Kyle Caskey .....	Offensive Quality Control
Kevin Coyle .....	Defensive Backs
Jeff FitzGerald .....	Linebackers
Jeff Friday .....	Assistant Strength and Conditioning
Jay Gruden .....	Offensive Coordinator
Paul Guenther .....	Assistant Defensive Backs/ Assistant Special Teams
Jay Hayes .....	Defensive Line
Jonathan Hayes .....	Tight Ends
David Lippincott .....	Defensive Quality Control
Chip Morton .....	Strength and Conditioning
Darrin Simmons .....	Special Teams
James Urban .....	Wide Receivers
Ken Zampese .....	Quarterbacks
Mike Zimmer .....	Defensive Coordinator

2012	
HEAD COACH — MARVIN LEWIS	
Paul Alexander .....	Assistant Head Coach/ Offensive Line
Jim Anderson .....	Running Backs
Mark Carrier .....	Defensive Backs
Kyle Caskey .....	Offensive Quality Control/ Assistant Offensive Line
Brayden Coombs .....	Offensive Assistant
Jeff Friday .....	Assistant Strength and Conditioning
Jay Gruden .....	Offensive Coordinator
Paul Guenther .....	Linebackers
Jay Hayes .....	Defensive Line
Jonathan Hayes .....	Tight Ends
Hue Jackson .....	Assistant Special Teams/ Assistant Defensive Backs
David Lippincott .....	Defensive Quality Control/ Assistant Linebackers
Chip Morton .....	Strength and Conditioning
Darrin Simmons .....	Special Teams
James Urban .....	Wide Receivers
Ken Zampese .....	Quarterbacks
Mike Zimmer .....	Defensive Coordinator

2013	
HEAD COACH — MARVIN LEWIS	
Paul Alexander .....	Assistant Head Coach/ Offensive Line
Mark Carrier .....	Defensive Backs
Kyle Caskey .....	Assistant Offensive Line/ Quality Control
Brayden Coombs .....	Assistant Special Teams/ Quality Control
Jeff Friday .....	Assistant Strength and Conditioning
Jay Gruden .....	Offensive Coordinator
Paul Guenther .....	Linebackers
Jay Hayes .....	Defensive Line
Jonathan Hayes .....	Tight Ends
Hue Jackson .....	Special Assistant to the Head Coach/ Running Backs
David Lippincott .....	Assistant Linebackers/ Quality Control
Chip Morton .....	Strength and Conditioning
Darrin Simmons .....	Special Teams Coordinator
James Urban .....	Wide Receivers
Ken Zampese .....	Quarterbacks
Adam Zimmer .....	Assistant Defensive Backs
Mike Zimmer .....	Defensive Coordinator

2014	
HEAD COACH — MARVIN LEWIS	
Paul Alexander .....	Assistant Head Coach/ Offensive Line
Brian Braswell .....	Offensive Assistant/Quality Control
Matt Burke .....	Linebackers
Mark Carrier .....	Defensive Backs
Kyle Caskey .....	Running Backs
Brayden Coombs .....	Assistant Special Teams/ Quality Control
Jeff Friday .....	Assistant Strength and Conditioning
Paul Guenther .....	Defensive Coordinator
Jay Hayes .....	Defensive Line
Jonathan Hayes .....	Tight Ends
Hue Jackson .....	Offensive Coordinator
Vance Joseph .....	Defensive Backs
Marcus Lewis .....	Defensive Assistant/Quality Control
David Lippincott .....	Assistant Linebackers/ Quality Control
Chip Morton .....	Strength and Conditioning
Darrin Simmons .....	Special Teams Coordinator
James Urban .....	Wide Receivers
Ken Zampese .....	Quarterbacks

2015	
HEAD COACH — MARVIN LEWIS	
Paul Alexander .....	Assistant Head Coach/ Offensive Line
Brian Braswell .....	Offensive Quality Control/ Assistant Offensive Line
Matt Burke .....	Linebackers
Mark Carrier .....	Defensive Backs
Kyle Caskey .....	Running Backs
Brayden Coombs .....	Offensive Quality Control/ Special Teams Assistant
Jeff Friday .....	Assistant Strength and Conditioning
Paul Guenther .....	Defensive Coordinator
Jay Hayes .....	Defensive Line
Jonathan Hayes .....	Tight Ends
Hue Jackson .....	Offensive Coordinator
Vance Joseph .....	Defensive Backs
Marcus Lewis .....	Defensive Assistant/Quality Control
David Lippincott .....	Assistant Linebackers/ Quality Control
Robert Livingston .....	Defensive Quality Control/ Special Teams Assistant
Chip Morton .....	Strength and Conditioning
Darrin Simmons .....	Special Teams Coordinator
James Urban .....	Wide Receivers
Ken Zampese .....	Quarterbacks

# PLAYER HISTORY

## ALL-TIME ROSTER

To be eligible for the all-time roster, a player must have been in uniform for at least one regular-season or postseason game, or spent a minimum of four games on the roster (including inactive status). A player who qualifies at any point under these guidelines also will be credited for seasons in which he was on a reserve list but did not play or dress for a game. Players who spend time on a reserve list but have never played or dressed for a game do not qualify for the all-time roster. The Practice Squad does not qualify.

### — A —

NO.	NAME	POS.	YRS.	COLLEGE
53	Abdullah, Khalid.....	LB	'03-04	Mars Hill
46	Adams, Blue.....	CB	'07	Cincinnati
52	Adams, Doug.....	LB	'71-74	Ohio State
95	Adams, Sam.....	DT	'06	Texas A&M
90	Adeyanju, Victor.....	DE	'10	Indiana
40	Alexander, Charles.....	HB-FB	'79-85	Louisiana State
82	Alexis, Alton.....	WR	'80	Tulane
15	Alford, Mario.....	WR	'15	West Virginia
25	Allen, Jason.....	CB	'12	Tennessee
33	Ambrose, Ashley.....	CB	'96-98	Mississippi Valley St.
89	Amsler, Martin.....	DE	'70	Evansville
92	Anderson, Jamaal.....	DE	'12	Arkansas
31	Anderson, Jerry.....	S	'77	Oklahoma
14	Anderson, Ken.....	QB	'71-86	Augustana (Ill.)
71	Anderson, Willie.....	OT	'96-07	Auburn
79	Andrews, Stacy.....	G-OT	'04-08	Mississippi
78	Archer, Dan.....	OT	'68	Oregon
33	Armour, JoJuan.....	S-LB	'99-02	Miami (Ohio)
61	Aronson, Doug.....	G	'87	San Diego State
65	Arthur, Mike.....	C	'91-92	Texas A&M
96	Askew, Matthias.....	DT	'04-05	Michigan State
97	Atkins, Geno.....	DT	'10-15	Georgia
51	Avery, John.....	LB	'67-74	Southern Mississippi

### — B —

NO.	NAME	POS.	YRS.	COLLEGE
85	Baccaglio, Martin.....	DE	'68-70	San Jose State
79	Bacon, Coy.....	DE	'76-77	Jackson State
10	Bahr, Chris.....	K	'76-79	Penn State
18	Bailey, Thomas.....	WR	'95	Auburn
42	Ball, Eric.....	FB-KOR	'89-94	UCLA
38	Banks, Estes.....	RB	'68	Colorado
90	Bankston, Michael.....	DE	'98-00	Sam Houston State
35	Barber, Chris.....	S	'87-89	North Carolina A&T
86	Barber, Mike.....	WR	'90-92	Marshall
53	Barker, Leo.....	LB	'84-91	New Mexico State
93	Barndt, Tom.....	OT	'00	Pittsburgh
38,35	Basnight, Michael.....	RB	'99-00	North Carolina A&T
84	Bass, Don.....	WR-TE	'78-81	Houston
89	Battaglia, Marco.....	TE	'96-01	Rutgers
31	Battle, Ralph.....	DB	'84	Jacksonville State
21	Bauman, Rashad.....	CB	'04-06	Oregon
23,49	Bean, Robert.....	CB	'00-01	Mississippi State
58	Beauchamp, Al.....	LB	'68-75	Marshall
45	Beckett, Rogers.....	S	'03-04	Indiana
26	Bell, Leonard.....	S	'87	Michigan State
40	Bell, Myron.....	S	'98-99	Pacific
21	Benjamin, Ryan.....	RB	'93	Florida A&M
35	Bennett, Antoine.....	CB	'91-92	Duke
16	Bennett, Ben.....	QB	'87	South Carolina
36	Bennett, Brandon.....	RB-KOR	'98-03	South Carolina
23	Bennett, Fred.....	CB	'10	Texas
32	Benson, Cedric.....	RB	'08-11	Central Michigan
57	Bentley, Ray.....	LB	'92	Arkansas State
66	Berge, Bill.....	LB	'69-73	North Carolina
25	Bernard, Giovanni.....	RB	'13-15	Houston
82	Berry, Royce.....	DE	'69-75	Iowa State
79	Berthussen, Bill.....	DE	'87	Colorado
21	Bieniemy, Eric.....	RB-KOR	'95-98	North Alabama
24	Billups, Lewis.....	CB	'86-91	Georgia State
90	Bilukidi, Christo.....	DT	'13	Cincinnati
85	Binns, Armon.....	WR	'12	Illinois
66	Blackman, Ken.....	G	'96-99	Morris Brown
37	Blackmon, Roosevelt.....	CB	'98-99	Virginia
56	Blackstock, Darryl.....	LB-DE	'08	Texas Christian
29	Blackwood, Lyle.....	S-PR	'73-75	North Carolina
74	Blados, Brian.....	G-OT	'84-91	Ball State
45	Blair, Michael.....	FB	'98	East Carolina
8	Blake, Jeff.....	QB	'94-99	North Carolina
61	Bodine, Russell.....	C	'14-15	Toledo
41	Body, Patrick.....	CB	'05	Southern Mississippi
53	Boley, Michael.....	LB	'13	Georgia
65	Boling, Clint.....	G	'11-15	Cincinnati
96	Booker, Vaughn.....	DE	'00-02	Indiana
32	Borders, Nate.....	S	'87	Pittsburgh
61	Boyersky, Jerry.....	NT	'82-85	Louisville
85	Boyd, LaVell.....	WR	'00	Arkansas
85	Brabham, Dan.....	LB	'68	Kentucky
60	Bradley, Chuck.....	OT	'93	Illinois
55	Brady, Ed.....	LB-LB	'86-91	West Virginia
74	Braham, Rich.....	C-G	'94-06	Wyoming
4	Bramlet, Casey.....	QB	'04	Wake Forest
58	Braxton, David.....	LB	'94	California
3,10	Breach, Jim.....	K	'80-92	N. Carolina Central
34	Breeden, Louis.....	CB	'77-87	Morehead State
18	Breen, Adrian.....	QB	'87	Boston College
83	Brennan, Brian.....	WR	'92	

60	Brennan, Mike.....	OT	'90-91	Notre Dame
88	Brewer, Sean.....	TE	'01-02	San Jose State
10	Brice, Will.....	P	'99	Virginia
47	Bright, Greg.....	S	'80-81	Morehead State
65	Briz, Darrick.....	C	'94-98	Oregon State
43	Brim, Mike.....	CB	'93-95	Virginia Union
83	Brock, Kevin.....	TE	'14	Rutgers
50,55	Brooks, Ahmad.....	LB	'06-07	Virginia
82	Brooks, Billy.....	WR	'76-79	Oklahoma
27	Brooks, Greg.....	CB	'04-06	Southern Mississippi
21	Brooks, James.....	RB	'84-91	Auburn
33	Broussard, Steve.....	RB	'94	Washington State
75	Brown, Anthony.....	OT-G	'95-98	Utah
78	Brown, Bob.....	DT	'75-76	Arkansas AM&N
81	Brown, Eddie.....	WR	'85-91	Miami (Fla.)
3	Brown, Josh.....	K	'12	Nebraska
86	Brown, Ken.....	WR	'87	Southern Arkansas
80	Brown, Tom.....	WR	'87	Augustana (S.D.)
21	Browner, Jim.....	S	'79-80	Notre Dame
79	Browner, Ross.....	DE	'78-86	Notre Dame
72	Brumfield, Scott.....	G	'93-97	Brigham Young
52	Buchanan, Tim.....	LB	'69	Hawaii
99	Buck, Jason.....	DE	'87-90	Brigham Young
96	Buckner, Brentson.....	NT	'97	Clemson
89	Buie, Drew.....	WR	'72	Catawba
74	Bujnoch, Glenn.....	G	'76-82	Texas A&M
55	Buncom, Frank.....	LB	'68	Southern California
55	Burfield, Vontaze.....	LB	'12-15	Arizona State
28	Burk, Scott.....	S	'79	Oklahoma State
33	Burkehead, Rex.....	RB	'13-15	Nebraska
67	Burley, Gary.....	DE	'75-83	Pittsburgh
38	Burns, Jason.....	RB	'95	Wisconsin
21	Burris, Jeff.....	CB	'02-03	Notre Dame
58	Bush, Blair.....	C	'78-82	Washington
88	Bush, Steve.....	TE-FB-LB	'97-00	Arizona State
36,40	Busing, John.....	S	'06-08	Miami (Ohio)
27	Bussey, Barney.....	S-KOR	'86-92	South Carolina State

### — C —

NO.	NAME	POS.	YRS.	COLLEGE
68	Cadigan, Dave.....	G	'94	Southern California
87	Caldwell, Andre.....	WR-KOR	'08-11	Florida
50	Cameron, Glenn.....	LB	'75-85	Florida
17	Campbell, Jason.....	QB	'14	Auburn
64	Canale, Justin.....	G	'69	Mississippi State
34	Carey, Richard.....	CB	'89	Idaho
70	Carpenter, Ron.....	DT-DE	'70-76	North Carolina State
32	Carpenter, Ron.....	S	'93	Miami (Ohio)
86	Carroll, Wesley.....	WR	'93	Miami (Fla.)
45	Carter, Carl.....	CB	'90	Texas Tech
42	Carter, Chris.....	S	'00-01	Texas
51,56	Carter, Chris.....	LB	'14-15	Fresno State
32	Carter, Ki-Jana.....	RB	'95-99	Penn State
21	Carter, Tom.....	CB	'99-01	Notre Dame
11	Carter, Virgil.....	QB	'70-73	Brigham Young
37	Casanova, Tommy.....	S-PR	'72-77	Louisiana State
21	Castille, Simeon.....	CB	'08	Alabama
56	Catchings, Toney.....	LB	'87	Cincinnati
55	Chamberlin, Frank.....	LB	'03-04	Boston College
72	Chambers, Kirk.....	OT	'10	Stanford
81	Chandler, Al.....	TE	'73-74	Oklahoma
24	Chapman, Clarence.....	CB	'80-81	Eastern Michigan
80	Charles, Orson.....	TE	'12-13	Georgia
83	Chatman, Antonio.....	WR-PR	'06-09	Cincinnati
91	Chevrier, Randy.....	LS	'01	McGill (Canada)
79	Chomyszak, Steve.....	DT-DE	'68-73	Syracuse
11	Christensen, Jeff.....	QB	'83	Eastern Illinois
57	Clark, Bernard.....	LB	'90-91	Miami (Fla.)
42,35	Clark, Boobie.....	FB	'73-78	Bethune-Cookman
11	Clark, Bryan.....	QB	'84	Michigan State
21	Clark, Rico.....	CB	'99	Louisville
11	Clark, Wayne.....	QB	'74	U.S. International
93	Clarke, Will.....	DE	'14-15	West Virginia
22	Clements, Nate.....	CB-S	'11-12	Ohio State
92	Clemons, Duane.....	DE	'03-05	California
86,46	Coats, Daniel.....	TE-FB	'07-10	Brigham Young
61	Coats, Tony.....	G	'99	Washington
24	Cobb, Marvin.....	S	'75-79	Southern California
89	Cobb, Mike.....	TE	'77	Michigan State
81	Cochart, Colin.....	TE	'11	South Dakota State
80	Coffman, Chase.....	TE	'09-10	Missouri
23	Coleman, Al.....	S	'69-71	Tennessee State
60	Coleman, Reggie.....	OT	'02	Tennessee
11	Coles, Laveranues.....	WR	'09	Florida State
55	Collins, Andre.....	LB	'95-97	Penn State
73	Collins, Anthony.....	OT	'08-13	Kansas
90	Collins, Gerald.....	LB	'95	Vanderbilt
76	Collins, Glen.....	DE	'82-85	Mississippi State
80	Collinsworth, Chris.....	WR	'81-88	Florida
38	Conley, Steve.....	RB	'72	Kansas
32	Conner, John.....	FB	'12	Kentucky
12	Cook, Greg.....	QB	'69-74	Cincinnati
64	Cook, Kyle.....	C	'08-13	Michigan State
92	Copeland, John.....	DE-DT	'93-00	Alabama
81	Corbett, Jim.....	TE	'77-80	Pittsburgh
76	Cornish, Frank.....	DT	'70	Grambling
12	Cosby, Quan.....	WR-PR	'09-10	Texas
88	Coslet, Bruce.....	TE	'69-76	Pacific
6	Costello, Brad.....	P	'98-99	Boston University

46,29	Cothran, Jeff.....	FB	'94-96	Ohio State
70	Colton, Barney.....	G	'79	Nebraska
52	Cousino, Brad.....	LB	'75	Miami (Ohio)
4	Covington, Scott.....	QB	'99-01	Miami (Fla.)
10	Crabtree, Eric.....	WR	'69-71	Pittsburgh
34	Craig, Neal.....	S	'71-73	Fisk
42,33	Crocker, Chris.....	S	'08-13	Marshall
60	Crummey, Andrew.....	C	'08	Maryland
72	Cupp, Keith.....	OT	'87	Findlay
98	Curtis, Canute.....	LB	'97-02	West Virginia
85	Curtis, Isaac.....	WR	'73-84	San Diego State

### — D —

NO.	NAME	POS.	YRS.	COLLEGE
14	Dalton, Andy.....	QB	'11-15	Texas Christian
96	Davidson, Kenny.....	DE	'96	Louisiana State
26	Davis, Charlie.....	RB	'74-75	Colorado
31	Davis, Lee.....	CB	'85	Mississippi
21	Davis, Oliver.....	S	'81-82	Tennessee State
27	Davis, Ricky.....	S	'75	Alabama
35,25	Davis, Tony.....	RB-PR	'76-78	Nebraska
34	Dawson, Clifton.....	RB	'07	Harvard
47	Dawson, P.J.....	LB	'15	Texas Christian
93	DeAyala, Kiki.....	LB	'86-87	Texas
85	DeGraffenreid, Allen.....	WR	'93	Ohio State
50	DeLeone, Tom.....	G-C	'72-73	Ohio State
73	DeMarco, Brian.....	G	'99	Michigan State
21	Dennard, Darqueze.....	CB	'14-15	Michigan State
63	Dennis, Guy.....	G	'69-72	Florida
74	Dennis, Mark.....	OT	'94	Illinois
56	DePaso, Tom.....	LB	'78	Penn State
51	Devlin, Chris.....	LB	'75-78	Penn State
34	Dillahun, Ellis.....	S	'88	East Carolina
28	Dillon, Corey.....	RB	'97-03	Washington
51	DiManche, Jayson.....	LB	'13-14	Southern Illinois
38	Dingle, Mike.....	RB	'91-92	South Carolina
52,51	Dinkel, Tom.....	LB	'78-83, '85	Kansas
51	Dixon, Gerald.....	LB	'96-97	South Carolina
29	Dixon, Rickey.....	DB	'88-92	Oklahoma
66	Donahue, Mark.....	G	'78-79	Michigan
10	Dorsch, Travis.....	P-K	'02	Purdue
27	Dorsey, DeDe.....	RB	'07-08	Lindenwood
44	Doss, Mike.....	S	'08	Ohio State
76	Doughty, Mike.....	OT	'99-00	Notre Dame
67	Douglas, David.....	OT	'86-88	Tennessee
45	Douthard, Ty.....	RB	'97	Illinois
44	Dressler, Doug.....	RB	'70-74	Chico State
41	Duckett, Forey.....	DB	'94	Nevada-Reno
81	Dugans, Ron.....	WR	'00-02	Florida State
96	Dunlap, Carlos.....	DE	'10-15	Florida
80	Dunn, David.....	WR-KOR	'95-98	Fresno State
21	Dunn, Paul.....	RB	'70	U.S. International
29	Duro, Sandy.....	S	'70-72	Southern California
44	Dye, Tony.....	S	'12-13	UCLA
27	Dyer, Ken.....	S	'69-71	Arizona State

### — E —

NO.	NAME	POS.	YRS.	COLLEGE
70	Eaddy, James.....	NT	'87	New York Tech
53,87	Edmonds, Chris.....	LB-TE-FB	'01-03	West Virginia
73	Edwards, Eddie.....	DE-DT	'77-88	Miami (Fla.)
85	Eifert, Tyler.....	TE	'13-15	Notre Dame
36	Elliott, Lenvil.....	RB	'73-78	Northeast Missouri St.
59	Ely, Larry.....	LB	'70-71	Iowa
52	Elzey, Paul.....	LB	'68	Toledo
50	Erickson, Bernard.....	LB	'68	Ablene Christian
17	Ernst, Mike.....	QB	'73-74	Cal State-Fullerton
7	Esiason, Boomer.....	QB	'84-92, '97	Maryland

### — F —

31	Fain, Richard	.....CB	'91	Florida
62	Faine, Jeff	.....C	'12	Notre Dame
63	Fairchild, Greg	.....G	'76-77	Tulsa
68	Fanene, Jonathan	.....DE-DT	'05-11	Utah
33	Farley, John	.....RB	'84	Cal State-Sacramento
83	Farmer, Danny	.....WR	'00-02	UCLA
96	Fears, Willie	.....DE	'87	Northwestern St. (La.)
44	Fenner, Derrick	.....FB	'92-94	North Carolina
72	Fest, Howard	.....G-OT	'68-75	Texas
25	Fisher, Charles	.....CB	'99-00	West Virginia
74,44	Fisher, Jake	.....OT/H-B	'15	Oregon
11	Fitzpatrick, Ryan	.....QB	'07-08	Harvard
52	Flaherty, Tom	.....LB	'87	Northwestern
25	Fletcher, Jamar	.....CB	'08	Wisconsin
71	Fletcher, John	.....G	'87	Texas A&I
53	Flowers, Marquis	.....LB	14-15	Arizona
95	Foley, Steve	.....LB	'98-02	Northeast Louisiana
67	Fonlenot, Jerry	.....C	'04	Texas A&M
11	Ford, Mike	.....QB	'82	Southern Methodist
88	Foschi, J.P.	.....TE	'09-10	Georgia Tech
50	Francis, James	.....LB	'90-98	Baylor
39	Franklin, Pat	.....RB	'87	Southwest Texas St.
57	Frazier, Andre	.....LB	'06-07	Cincinnati
43	Frazier, Cuz	.....CB	'68	Fresno State
49,58	Frazier, Guy	.....LB	'81-84	Wyoming
12	Frerotte, Gus	.....OB	'02	Tulsa

(Player history — all-time roster, continued)

97	Frier, Mike	DE	'92-94	Appalachian State
47,83	Frisch, David	TE	'93-94	Colorado State
33	Fritts, Stan	RB	'75-76	North Carolina State
33	Fulcher, David	S	'86-92	Arizona State
17	Fulhage, Scott	P	'87-88	Kansas State
42	Fuller, Mike	S-PR	'81-82	Auburn

— G —

NO.	NAME	POS.	YRS.	COLLEGE
18	Gallery, Jim	K	'89	Minnesota
48	Garrett, John	WR	'89	Princeton
89	Garrett, Shane	WR-KOR	'91-92	Texas A&M
11	Gaynor, Doug	QB	'86	Cal State-Long Beach
91	Geathers, Robert	DE-LB	'04-14	Georgia
26	Gehrke, Jack	WR	'69	Utah
89	George, Tim	WR	'73	Carson-Newman
21	Ghee, Brandon	CB	'10-13	Wake Forest
53	Ghiacuc, Eric	C	'05-08	Central Michigan
48	Gibler, Andy	TE	'83	Missouri
84	Gibson, Damon	WR-PR	'98	Iowa
99	Gibson, Oliver	DT-NT	'99-03	Notre Dame
95	Gilberry, Wallace	DE	'12-15	Alabama
30	Gillard, Cory	S	'97	Ball State
64	Glass, Bill	G	'80	Baylor
42	Glover, LaVar	CB	'02	Cincinnati
63	Goff, Mike	G-OT-C	'98-03	Iowa
58	Gordon, Alex	LB	'91-93	Cincinnati
7	Gradkowski, Bruce	QB	'11-12	Toledo
33	Graham, Kenny	S	'70	Washington State
41	Graham, Scottie	RB	'97	Ohio State
17	Graham, Shayne	K	'03-09	Virginia Tech
24	Grant, Alan	CB	'93	Stanford
98	Grant, David	NT	'88-91	West Virginia
91	Granville, Billy	LB	'97-00	Duke
41	Graves, White	S	'68	Louisiana State
18	Green, A.J.	WR	'11-15	Georgia
41	Green, Dave	P-K	'74-75	Ohio
28	Green, Harold	RB	'90-95	South Carolina
18	Green, Skyler	WR	'07	Louisiana State
42	Green-Ellis, BenJarvus	RB	'12-13	Mississippi
84	Gresham, Jermaine	TE	'10-14	Oklahoma
45	Griffin, Archie	RB	'76-83	Ohio State
87	Griffin, Damon	WR-PR	'99-00	Oregon
22	Griffin, James	S	'83-85	Middle Tennessee St.
76	Griffin, Jim	DE	'68	Grambling
44	Griffin, Ray	CB-KOR	'78-84	Ohio State
46	Groce, Cliff	FB	'99-00	Texas A&M
28	Gullory, John	DB	'69-70	Stanford
27	Gunn, Lance	S	'93	Texas
89	Gunner, Harry	DE	'68-69	Oregon State
62	Gutierrez, Brock	C-G	'96-02	Central Michigan

— H —

NO.	NAME	POS.	YRS.	COLLEGE
45	Haddix, Wayne	CB	'91	Liberty
35	Haffner, Mike	WR	'71	UCLA
26	Hall, Cory	S	'99-02	Fresno State
29	Hall, Leon	CB	'07-15	Michigan
87	Hamilton, Cobi	WR	'14	Arkansas
88	Hamilton, Lawrence	WR	'03	Stephen F. Austin
71	Hammerstein, Mike	DE-NT	'86-90	Michigan
66	Hannula, Jim	OT	'83	Northern Illinois
91	Hardison, Marcus	DT	'15	Arizona State
45,41	Hardy, Adrian	CB	'94-95	Northwestern St. (La.)
51	Hardy, Kevin	LB	'03-04	Illinois
36	Hargrove, Jim	RB	'81	Wake Forest
57	Harmon, Ed	LB	'69	Louisville
96	Harrington, Chris	DE	'08	Texas A&M
53	Harris, Bo	LB	'75-82	Louisiana State
46	Harris, Clark	LS	'09-15	Rutgers
26	Harris, Jim	DB	'71	Howard Payne
83	Harris, M.L.	TE	'80-85	Kansas State
8	Harris, Nick	P	'01-03	California
95	Harris, Orien	DT	'08-09	Miami (Fla.)
92	Harrison, James	LB	'13	Kent State
50	Hawk, A.J.	LB	'15	Ohio State
16	Hawkins, Andrew	WR	'11-13	Toledo
27	Hawkins, Artrell	CB	'98-03	Cincinnati
72	Hawkinson, Tanner	G	'13-14	Kansas
98	Hayden, Nick	DT	'11	Wisconsin
5	Hayes, Jeff	P	'66	North Carolina
69	Headrick, Sherrill	LB	'88	Texas Christian
20	Hearst, Garrison	RB	'96	Georgia
36	Heath, Jo-Jo	DB	'80	Pittsburgh
22	Heath, Rodney	CB	'99-01	Minnesota
34	Hebert, Kyries	S	'08-09	Louisiana-Lafayette
50	Henderson, Eric	DE-LB	'07-08	Georgia Tech
15	Henry, Chris	WR	'05-09	West Virginia
38	Henson, Champ	RB	'75	Ohio State
34	Herock, Ken	TE	'68	West Virginia
22	Herring, Kim	S	'04-05	Penn State
34	Herron, Daniel	RB	'12	Ohio State
16	Hertel, Rob	QB	'78	Southern California
89	Hewitt, Ryan	H-B	'14-15	Stanford
56	Hibler, Mike	LB	'68	Stanford
27	Hicks, Bryan	S	'80-84	McNeese State
49	Hill, Darius	TE	'09	Ball State
84,19	Hill, Jeff	WR	'94-96	Purdue
32	Hill, Jeremy	RB	'14-15	Louisiana State
28	Hill, Troy	CB	'15	Oregon
89	Hilliary, Ira	WR-PR	'87-89	South Carolina
98	Hinkle, George	DE	'93	Arizona

58	Hobson, Victor	LB	'08	Michigan
52	Hodge, Abdul	LB	'08-09	Iowa
83	Holden, Steve	WR	'77	Arizona State
40	Holfield, John	RB	'88-89	West Virginia
76	Holland, Vernon	OT	'71-79	Tennessee State
12	Hollas, Donald	QB	'91-94	Rice
82	Holman, Rodney	TE	'82-92	Tulane
16	Holt, Glenn	WR-KOR	'06-08	Kentucky
71	Horn, Rod	NT	'80-81	Nebraska
10	Horne, Greg	P	'87	Arkansas
20	Horton, Ray	CB	'83-88	Washington
84	Houshmandzadeh, T.J.	WR-PR	'01-08	Oregon State
53	Howard, Thomas	LB	'11-12	Texas-El Paso
20	Howard, Ty	CB	'99	Ohio State
71	Howe, Garry	NT	'93	Colorado
10	Huber, Kevin	P	'09-15	Cincinnati
60	Hudson, Otis	G	'11	Eastern Illinois
85	Hundon, James	WR	'96-99	Portland State
20	Hunt, Bobby	S	'68-69	Auburn
31	Hunt, Gary	DB	'87	Memphis State
72	Hunt, Ron	OT	'76-78	Oregon
99	Hunt, Margus	DE	'13-15	Southern Methodist

— I —

NO.	NAME	POS.	YRS.	COLLEGE
43	Iloka, George	S	'12-15	Boise State
92	Inglis, Tim	LB	'87-88	Toledo

— J —

NO.	NAME	POS.	YRS.	COLLEGE
23	Jackson, Bernard	S-CB-KOR	'72-76	Washington State
28	Jackson, Dexter	S	'06-08	Florida State
65	Jackson, John	OT	'00-01	Eastern Kentucky
95	Jackson, LaDairis	LB	'03-04	Oregon State
37	Jackson, Robert	S	'81-87, '89	Central Michigan
80	Jackson, Willie	WR	'98-99	Florida
80	James, Lynn	WR	'90-91	Arizona State
20,26	James, Tory	CB	'03-06	Louisiana State
32	Jaun, Dick	S	'78-81	Yale
93,53	Jeanry, Rashad	LB	'06-09	Central Florida
57	Jefferson, Kevin	LB	'94-95	Lehigh
87	Jeffries, Curtis	TE	'87	Louisville
84	Jenkins, Mike	WR	'97	Hampton
23	Jennings, Kelly	CB	'11	Miami (Fla.)
25	Jennings, Ligarius	CB	'01-02	Tennessee State
36	Jennings, Stanford	RB-KOR	'84-90	Furman
68	Jetton, Paul	C-G	'89-91	Texas
30	Johnson, Bill	RB	'85-87	Arkansas State
54	Johnson, Bob	C	'68-79	Tennessee
59	Johnson, Brandon	LB	'08-11	Louisville
85	Johnson, Chad (changed last name to Ochocinco in 2008; was known as Ochocinco from '08-11)	WR	'01-10	Oregon State
68,99	Johnson, Donnell	OT	'93	Johnston C. Smith
11	Johnson, Doug	QB	'06	Florida
19	Johnson, Essex	RB-PR-KOR	'68-75	Grambling
39	Johnson, James	RB	'08	Kansas State
31,23	Johnson, Jeremi	FB	'03-09	Western Kentucky
29	Johnson, Jim	DB	'69	South Carolina State
55	Johnson, John	LB	'94	Clemson
8	Johnson, Josh	QB	'13	San Diego
80	Johnson, Ken	DE	'71-77	Indiana
59	Johnson, Landon	LB	'04-07	Purdue
27	Johnson, Larry	RB	'09	Penn State
11	Johnson, Lee	P-K	'88-98	Brigham Young
43	Johnson, Mark	S	'87	Western Kentucky
93,90	Johnson, Michael	DE-LB	'09-13, '15	Georgia Tech
52	Johnson, Nico	LB	'14	Alabama
46	Johnson, Pete	FB	'77-83	Ohio State
50	Johnson, Riall	LB	'01-03	Stanford
32	Johnson, Rudi	RB	'01-07	Auburn
60	Johnson, T.J.	C	'14-15	South Carolina
99	Johnson, Tank	DT	'09-10	Washington
90	Johnson, Tim	DT	'96	Penn State
78	Johnson, Walter	DT	'77	Los Angeles State
18	Joiner, Charlie	WR	'72-75	Grambling
57	Jolitz, Evan	LB	'74	Cincinnati
24	Jones, Adam	CB-PR-KOR	'10-15	West Virginia
32	Jones, Bob	S	'73-74	Virginia Union
66	Jones, Dan	OT	'93-95	Maine
20	Jones, David	CB	'07-09	Wingate
57	Jones, Dhani	LB	'07-10	Michigan
44	Jones, Herana-Daze	S	'06-08	Indiana
76	Jones, Levi	OT	'02-08	Arizona State
82	Jones, Marvin	WR	'12-15	California
25	Jones, Rod (Roderick)	CB	'90-96	Southern Methodist
60	Jones, Rod (Rodrek)	OT-G	'96-00	Kansas
24	Jones, Roger	CB	'94-96	Tennessee State
77	Jones, Scott	OT	'89, '91	Washington
74,78	Jones, Willie Lee	DT-DE	'68, '70-71	Kansas State
83	Jordan, Kevin	WR	'96	UCLA
36	Joseph, James	RB	'95	Auburn
22	Joseph, Johnathan	CB	'06-10	South Carolina
12	Joseph, Kerry	QB	'96	McNeese State
10	Justin, Paul	QB	'98	Arizona State

— K —

NO.	NAME	POS.	YRS.	COLLEGE
34	Kaesviharn, Kevin	S-CB	'01-06	Augustana (S.D.)
62	Kalis, Todd	G	'95	Arizona State
84	Kattus, Eric	TE	'86-91	Michigan
56	Kearney, Tim	LB	'72-74	Northern Michigan
29	Keaton, Curtis	RB-KOR	'00-01	James Madison
44	Keeling, Rex	P	'68	Samford

24	Kellermann, Ernie	S	'72	Miami (Ohio)
77	Kelly, Bob	OT	'68	New Mexico State
58	Kelly, Joe	LB	'86-89	Washington
87	Kelly, Mike	TE	'70-72	Davisson
82	Kelly, Reggie	TE	'03-10	Mississippi State
98	Kelly, Todd	DE	'95-96	Tennessee
26	Kemp, Bobby	S	'81-86	Cal State-Fullerton
89	Kern, Don	TE	'84-85	Arizona State
43	Kilmer, Ethan	S	'06-08	Penn State
65	Kindricks, Bill	DT	'68	Alabama A&M
47	King, Charlie	CB	'68-69	Purdue
90	King, Emanuel	LB	'85-88	Alabama
41	King, Joe	S	'91	Oklahoma State
28	Kinneweb, Larry	FB	'83-87	Tennessee State
55	Kirk, Randy	LB	'92-93	San Diego State
27	Kirkpatrick, Dre	CB	'12-15	Alabama
3	Klita, Jon	QB	'01-05	Central Washington
7,15	Klingler, David	QB	'92-95	Houston
71	Koch, Pete	DT	'84	Maryland
50	Koegel, Vic	LB	'74	Ohio State
68	Kollar, Bill	DT	'74-76	Montana State
75	Koolstra, Scott	G-OT	'03-09	North Carolina State
30	Kors, R.J.	S	'93	Cal State-Long Beach
64	Kozerski, Bruce	C-G-OT	'84-95	Holy Cross
86	Kreider, Steve	WR	'79-86	Lehigh
6	Krenzler, Craig	QB	'05	Ohio State
15	Kresser, Eric	QB	'97-99	Marshall
75	Krevis, Al	OT	'75	Boston College
81	Kroft, Tyler	TE	'15	Rutgers
69	Krumrie, Tim	NT	'83-94	Wisconsin
59	Kurnick, Howie	LB	'79-80	Cincinnati

— L —

NO.	NAME	POS.	YRS.	COLLEGE
40	Lamb, Ron	RB	'68-71	South Carolina
59	Lamur, Emmanuel	LB	'12-15	Kansas State
94,58	Langford, Jevon	DE	'96-01	Oklahoma State
62	Lapham, Dave	G-C-OT	'74-83	Syracuse
19	Larson, Kyle	P	'04-08	Nebraska
83	Law, Dennis	WR-PR	'78	East Tennessee State
80	Lawrie, Manny	TE	'07-08	Yale
99	Lawson, Nate	LB	'11-12	North Carolina State
68	Lawson, Steve	G	'71-72	Kansas
55	LeClair, Jim	LB	'72-83	North Dakota
86	Lee, Donald	TE	'11	Mississippi State
58	Leeuwenburg, Jay	G-C	'99	Colorado
8	LeFevour, Dan	QB	'10	Central Michigan
40	Leonard, Brian	RB	'09-12	Rutgers
52	Levels, Dwayne	LB	'03	Oklahoma State
88	Levenseller, Mike	WR	'79-80	Washington State
15	Lewis, Dave	P-OB	'70-73	Stanford
37	Lewis-Harris, Chris	CB	'12-15	Tenn.-Chattanooga
77	Leyva, Victor	G-T	'01-03	Arizona State
75	Linn, Jack	G-OT	'93	West Virginia
88,11	Little, Greg	WR	'14-15	North Carolina
62	Livings, Nate	G	'08-11	Louisiana State
11	Livingston, Dale	P-K	'68-69	Western Michigan
52	Logan, James	LB	'95	Memphis
29,23	Logan, Marc	RB	'87-88	Kentucky
30	Lott, Anthone	CB	'97	Florida
30	Luchey, Nick (formerly Nick Williams)	FB/H-B	'99-02, '05	Miami (Fla.)
50	Luigs, Jonathan	C	'09	Arkansas
29	Lusby, Vaughn	CB-PR	'79	Arkansas
47	Lynch, Corey	S	'08	Appalachian State
35	Lynch, James	FB	'04	Maryland

— M —

NO.	NAME	POS.	YRS.	COLLEGE
34	Mack, Tremain	S-CB-KOR	'97-00	Miami (Fla.)
77	Maddox, Bob	DE	'74	Frostburg State
47	Maidlow, Steve	LB	'83-84	Michigan State
96	Mallard, Josh	DE	'08	Georgia
9	Manca, Massimo	K	'87	Penn State
44	Manning, Aaron	CB	'87	Iowa State
95	Manning, Roy	LB	'07	Michigan
58	Manos, Sam	C	'87	Marshall
44	Manuel, Marquand	S	'02-03	Florida
22	Marsh, Curtis	CB	'13	Utah State
83	Marshall, Ed	WR	'71	Cameron (Okla.)
52	Marshall, Lemar	LB	'07	Michigan State
88	Martin, Mike	WR-PR-KOR	'83-89	Illinois
98	Martin, Terrance	DT	'04	North Carolina State
24	Mathias, Ric	CB	'98-99	Wisconsin-LaCrosse
66	Mathis, Evan	G	'08-10	Alabama
57,52	Matlock, John	C	'68	Miami (Fla.)
73	Matson, Pat	G	'68-74	Oregon
6	Matthews, Shane	QB	'03	Florida
58	Mauluga, Rey	LB	'09-15	Southern California
36	Mau'i, Reagan	FB	'08	Hawaii
96	Maxey, Curtis	NT	'88	Grambling



(Player history — all-time roster, continued)

56	McDonald, Ricardo	LB	'92-97	Pittsburgh
85	McGee, Tim	WR-KOR	'86-92, '94-95	Tennessee
82	McGee, Tony	TE	'93-01	Michigan
96	McGhee, Kanavis	LB	'94	Colorado
59	McGill, Karmeeleyah	LB	'93	Notre Dame
66	McGlynn, Mike	G	'11	Pittsburgh
87	McInally, Pat	P-WR	'76-85	Harvard
43	McMullen, Kirk	TE	'01	Pittsburgh
10	McNeal, Reggie	WR	'06	Texas A&M
42	McVea, Warren	WR-KOR	'68	Houston
85	Meehan, Greg	WR	'87	Bowling Green
58	Megna, Marc	LB	'00	Richmond
62	Melander, Jon	G	'92	Minnesota
59	Melontree, Andrew	LB	'80	Baylor
3	Mesko, Zoltan	P	'13	Michigan
68	Middendorf, Dave	G	'68-69	Washington State
45	Miles, Jeremy	S	'10-13	Massachusetts
36	Miles, Ostel	RB	'92-93	Houston
58	Miller, Caleb	LB	'04-07	Arkansas
44	Milne, Brian	FB	'96-99	Penn State
42	Mitchell, Anthony	S	'04-06	Tuskegee
72	Mitchell, Mack	DE	'79	Houston
19	Mitchell, Scott	QB	'00-01	Utah
99	Mitz, Alonzo	DE	'91-92	Florida
52	Moch, Dontay	LB	'11-12	Nevada
93	Monds, Mario	DT	'01-02	Cincinnati
28	Montgomery, Cleotha	RB-KOR-PR	'80	Abilene Christian
65	Montoya, Max	G-OT	'79-89	UCLA
60	Moore, Blake	C	'80-83	Wooster
60	Moore, Eric	OT	'94	Indiana
29	Moore, Kelvin	S	'98-99	Morgan State
60	Moore, Langston	DT	'04	South Carolina
50	Moore, Larry	G-C	'04-05	Brigham Young
65	Moore, Mauly	DT	'75	Bethune-Cookman
93	Morabito, Tim	DT	'96	Boston College
21	Morgan, Melvin	CB	'76-78	Mississippi Valley St.
26	Morrison, Reece	RB	'72-73	Southwest Texas St.
73	Moyer, Ken	G-OT	'89-94	Toledo
56	Muckelroy, Rodrick	LB	'10-12	Texas
16	Muhlmann, Horst	K	'69-74	(none)
78	Munoz, Anthony	OT	'80-92	Southern California
44	Murray, Rico	CB-S	'90-91	Kent State
25	Myers, Chip	WR	'69-76	Northwestern Okla.
31	Myers, Greg	S-PR	'96-99	Colorado State
96	Myers, Michael	DT	'07	Alabama
37	Myles, Reggie	CB-S	'02-05	Alabama

— N —				
NO.	NAME	POS.	YRS.	COLLEGE
57	Navies, Hannibal	LB	'05	Colorado
41	Ndukwe, Chinedum	S	'07-10	Notre Dame
41	Neal, Lorenzo	FB	'01-02	Fresno State
52	Neal, Randy	LB	'95-96	Virginia
53	Neidert, John	LB	'68	Louisville
20	Nelson, Reggie	S	'10-15	Florida
43	Nelson, Tom	S	'90-10	Illinois State
74	Newhouse, Marshall	OT	'14	Texas Christian
23	Newman, Terence	CB	'12-14	Kansas State
52	Nicholson, A.J.	LB	'06	Florida State
42	Niehoff, Rob	S	'87	Cincinnati
95	Nix, Roosevelt	DE	'92-93	Central State (Ohio)
12	Norseth, Mike	QB	'87-88	Kansas
89	Novak, Jack	TE	'75	Wisconsin
2	Nugent, Mike	K	'10-15	Ohio State

— O —				
NO.	NAME	POS.	YRS.	COLLEGE
68	Obrovac, Mike	G-OT	'81-83	Bowling Green
	Ochoincio, Chad (see Chad Johnson)			
98	Odum, Antwan	DE	'08-10	Alabama
12	O'Donnell, Neil	QB	'98	Maryland
72	O'Dwyer, Matt	G	'99-03	Northwestern
92	Ogbogu, Eric	DE	'02	Maryland
70	Ogbuehi, Cedric	OT	'15	Texas A&M
96	Oglesby, Alfred	DT	'95	Houston
52	Ogletree, Craig	LB	'90	Auburn
26	Ohaletle, Ifeanyi	S	'05	Southern California
29	Oliver, Louis	S	'94	Florida
24	O'Neal, Deltha	CB	'04-07	California
26	Orlando, Bo	S	'96-97	West Virginia
4	O'Sullivan, J.T.	QB	'09	California, Davis
81	Owens, Terrell	WR	'10	Tenn.-Chattanooga

— P —				
NO.	NAME	POS.	YRS.	COLLEGE
9	Palmer, Carson	QB	'03-10	Southern California
5	Palmer, Jordan	QB	'08-10	Texas-El Paso
74	Park, Ernie	G	'69	McMurry
86	Parker, Carl	WR	'88-89	Vanderbilt
24	Parker, Sirr	CB	'00	Texas A&M
20	Parrish, Lemar	CB-PR-KOR	'70-77	Lincoln
93	Parten, Ty	DE	'93-95	Arizona
98	Patterson, Elton	DE	'03-04	Central Florida
27	Paul, Tito	CB	'97	Ohio State
64	Payne, Rod	C	'97-98	Michigan
20	Peacock, Elvis	RB	'81	Oklahoma
30	Peerman, Cedric	RB	'10-15	Virginia
94	Peko, Domata	DT	'06-15	Michigan State
9	Pellfrey, Doug	K	'93-99	Kentucky
64	Perreault, Pete	G	'68	Boston University

23,26	Perry, Chris	RB-KOR	'04-08	Michigan
31	Perry, Jason	S	'02	North Carolina State
32	Perry, Scott	CB	'76-79	Williams
88	Perry, Tab	WR-KOR	'05-07	UCLA
77	Peters, Frank	OT	'69	Ohio
50	Peterson, Ben	LB-LS	'99	Pittsburg State
53,87	Peterson, Bill	LB	'68-72	San Jose State
4	Petry, Aaron	K	'10	Ohio State
10	Philcox, Todd	QB	'90	Syracuse
30	Phillips, Jess	RB-DB	'68-72	Michigan State
59	Phillips, Ray	LB	'77-78	Nebraska
81,80	Pickens, Carl	WR-PR	'92-99	Tennessee
42	Pickering, Clay	WR	'84-85	Maine
58,97	Pillman, Brian	LB	'84	Miami (Ohio)
81	Pleasant, Marquis	WR	'87	Southern Methodist
61	Poe, Bill	G	'87	Morehead State
99	Pollack, David	LB	'05-07	Georgia
67	Pollak, Mike	G	'13-14	Arizona State
76	Pollard, Trent	G-OT	'94-96	Eastern Washington
35	Poole, Nathan	RB	'79-80	Louisville
13	Pope, Daniel	P	'00	Alabama
24	Pope, Geoffrey	CB	'08-09	Howard
56	Porter, Sean	LB	'13-15	Texas A&M
72,91	Powell, Carl	DE	'03-05	Louisville
9	Powell, Shawn	P	'13	Florida State
36	Pressley, Chris	FB	'10-13	Wisconsin
32	Price, Mitchell	CB-PR	'90-93	Tulane
60	Pritchard, Ron	LB	'72-77	Arizona State
68	Pureifory, Dave	DT	'78	Eastern Michigan
14	Purify, Maurice	WR	'09	Nebraska
97	Purvis, Andre	DT-DE	'97-99	North Carolina

— Q —				
NO.	NAME	POS.	YRS.	COLLEGE
89	Query, Jeff	WR	'92-95	Millikin
89	Quinn, Richard	TE	'12	North Carolina

— R —				
NO.	NAME	POS.	YRS.	COLLEGE
5	Rackers, Neil	K	'00-02	Illinois
81	Randall, Dennis	DE	'68	Oklahoma State
90	Randall, Kheeston	DT	'13	Texas
27	Randolph, Al	CB	'72	Iowa
20	Randolph, Thomas	CB	'98	Kansas State

25,26	Ratliff, Keiwan	CB-PR	'04-07, '09-10	Florida
61	Rayam, Tom	G	'92-93	Alabama
3	Rayner, Dave	K	'08	Michigan State
51	Razzano, Rick	LB	'80-84	Virginia Tech
52	Reasons, Gary	LB	'92	Northwestern St. (La.)
11	Reaves, John	QB	'75-78	Florida
79	Rehberg, Scott	G-OT	'00-03	Central Michigan
74	Reid, Mike	DT	'70-74	Penn State
75	Reimers, Bruce	G-OT	'84-91	Iowa State
67	Reinke, Jeff	DE	'87	Mankato State
88	Rember, Reggie	WR	'91-93	West Virginia
57,53	Rey, Vincent	LB	'10-15	Duke
70	Rice, Andy	DT	'68-69	Texas Southern
46	Rice, Dan	RB	'87	Michigan
10	Richardson, Kyle	P	'03-04	Arkansas State
68	Richey, Tom	G-OT	'87	Kentucky
72	Riddle, Elston	DE	'92	Nevada-Reno
87	Riggs, Jim	TE	'87-92	Clemson
66	Riley, Bob	OT	'87	Indiana
13	Riley, Ken	CB	'69-83	Florida A&M

52,64	Rimington, Dave	C	'83-87	Nebraska
55	Rivers, Keith	LB	'08-11	North Carolina
52	Roach, Trevor	LB	'15	Nebraska
30	Roberts, Terrell	CB	'03-04	Oregon State
98	Robinson, Bryan	DE-DT	'05-07	Fresno State
23	Robinson, Frank	CB	'92	Boise State
81	Robinson, Patrick			
		WR-PR-KOR	'93	Tennessee State
18	Robinson, Paul	RB-KOR	'68-72	Arizona
66	Robinson, Trevor	C	'12-13	Notre Dame
12	Roby, Courtney	WR	'07	Indiana
79	Rogers, Lamar	DE	'91-92	Auburn
74	Roland, Dennis	OT	'08-13	Georgia
20	Roman, Mark	CB-S	'00-03	Louisiana State
81	Roman, Nick	DE	'70-71	Ohio State
83	Romasko, Dave	TE	'87	Carroll College
94	Romer, Rich	LB	'88-89	Union (N.Y.)
57	Ross, Adrian	LB	'98-03	Colorado State
89,84	Ross, Dan	TE	'79-83, '85	Northeastern
77	Rourke, Jim	OL	'88	Boston College
3	Rowe, Jeff	QB	'07	Nevada
92	Rucker, Frostee	DE	'06-11	Southern California
95	Rucker, Keith	DT	'94-95	Ohio Wesleyan
88	Russell, Cliff	WR-KOR	'04	Utah
82	Russell, Wade	TE	'87	Taylor
51	Ruud, Tom	LB	'78-79	Nebraska

— S —				
NO.	NAME	POS.	YRS.	COLLEGE
70	Saddler, Rod	DE	'91	Texas A&M
87	Sadowski, Troy	TE	'94-96	Georgia
27	Saffold, Saint	WR	'68	San Jose State
72	St. Clair, Mike	DE	'80-82	Grambling
48	St. Louis, Brad	LS-TE	'00-09	Southwest Missouri St.
31	Sands, Robert	S	'11-12	West Virginia
65	Santucci, Dan	C	'07-09	Notre Dame
12	Sanu, Mohamed	WR	'12-15	Rutgers

11	Sanzenbacher, Dane	WR	'13-14	Ohio State
77	Sargent, Kevin	OT-G	'92-98	Eastern Washington
98	Savage, Tony	DE	'92	Washington State
23	Sawyer, Corey	CB-PR	'94-98	Florida State
22	Sawyer, Ken	S	'74	Syracuse
50	Schaffer, J.K.	LB	'13-14	Cincinnati
56	Schlegel, Anthony	LB	'07	Ohio State
89	Schoebel, Matt	TE	'02-05	Texas Christian
15	Schoenert, Turk	QB	'80-85, '87-89	Stanford
10	Schroeder, Jay	QB	'93	UCLA
59	Schuh, Jeff	LB	'81-85	Minnesota
59	Schutt, Scott	LB	'87	North Dakota State
28	Scott, Bernard	RB-KOR	'09-13	Abilene Christian
37	Scott, Bill	CB	'68	Idaho
86	Scott, Damay	WR	'94-01	San Diego State
93	Scott, Greg	DT	'04	Hampton
74	Scott, Tom	OT	'93	East Carolina
76	Scraftord, Kirk	OT	'90-92	Montana
55	Sellers, Lance	LB	'87	Boise State
35	Shade, Sam	S	'95-98	Alabama
90	Shaw, Eric	LB	'92-94	Louisiana Tech
26	Shaw, Josh	CB	'15	Southern California
68	Shaw, Scott	C	'98	Michigan State
39	Shaw, Sedrick	RB	'99	Iowa
30	Shelby, Willie	RB-KOR-PR	'76-77	Alabama
30	Shelling, Chris	S	'95-96	Auburn
23	Sherman, Rod	WR-K	'68	Southern California
64	Shimmers, John	G	'73-77	Xavier (Ohio)
11	Shipley, Jordan	WR	'10-11	Texas
99,70	Shirley, Jason	DT-G	'08, '10	Fresno State
59	Shumon, Ron	LB	'78	Wichita State
56	Simmons, Brian	LB	'98-06	North Carolina
96	Simmons, Clyde	DE	'98	Western Carolina
25	Simmons, John	CB-PR-KOR	'81-86	Southern Methodist
22	Simmons, Marcello	CB	'93	Southern Methodist
56	Simpkins, Ron	LB	'80-86	Michigan
89	Simpson, Jerome	WR	'08-11	Coastal Carolina
90,92	Sims, Pat	DT	'08-12, '15	Auburn
84	Sims, Reggie	TE	'87	Northwestern Illinois
70	Skow, Jim	DE	'86-89	Nebraska
51	Skuta, Dan	LB	'09-12	Grand Valley State
45	Smiley, Tom	RB	'68	Lamar
11	Smith, Akili	QB	'99-02	Oregon
81	Smith, Alex	TE	'13-14	Stanford
71	Smith, Andre	OT	'09-15	Alabama
70	Smith, Artie	DE	'94-96	Louisiana Tech
91	Smith, Brad	LB	'93	Texas Christian
25	Smith, Daryl	CB	'87-88	North Alabama
60	Smith, Dave	OT	'88	Southern Illinois
40	Smith, Derron	S	'15	Fresno State
31	Smith, Fletcher	CB-S-P	'68-71	Tennessee State
62	Smith, Gary	G	'84	Virginia Tech
76	Smith, Jeff	DE	'87	Earlham College
90	Smith, Justin	DE	'01-07	Missouri
62	Smith, Ken	G	'87	Miami (Ohio)
83	Smith, Kendal	WR	'89-90	Utah State
68	Smith, Ron	DT	'02	Lane College

66,99	Smith, Shaun	DT	'04-06, '09	South Carolina
24	Smith, Tommie	WR	'69	San Jose State
59	Spearmann, Armegis	LB	'00-02	Mississippi
22	Spencer, Jimmy	CB	'96-97	Florida
51	Spikes, Takeo	LB	'98-02	Auburn
48	Spiller, Phil	S	'68	Los Angeles State
52	Sprotte, Jimmy	LB	'98-99	Arizona
83	Staley, Bill	DT	'68-69	Utah
79	Stallings, Ramondo	DE	'94-98	San Diego State
70	Steele, Glen	DT-DE	'98-03	Michigan
84	Stegall, Mill	WR-KOR	'92-94	Miami (Ohio)
65	Steinbach, Eric	G	'03-06	Iowa
69	Stepanovich, Alex	C	'07	Ohio State
75	Stephens, Jamain	OT-TE	'99-02	North Carolina A&T
61	Stephens, Reggie	C	'10	Iowa State
53	Stephens, Santo	LB	'94	Temple
95	Stevens, Larry	LB	'04-05	Michigan
86	Stewart, Tony	TE	'02-06	Penn State
75	Still, Devon	DT	'12-14	Penn State
3	Stilser, Clint	K	'10	Fresno State
15	Stofa, John	QB	'68-69	Buffalo
96,67	Stubbs, Daniel	DE	'91-93	Miami (Fla.)
23	Suggs, Shafer	S	'80	Ball State
62	Sulistad, Alex	OT-G	'04	Miami (Ohio)
19	Sunter, Ian	K	'80	(none)
41	Swanson, Terry	P	'69	Massachusetts
66	Szalay, Thatcher	G	'02	Montana

— T —				
NO.	NAME	POS.	YRS.	COLLEGE
71	Tamm, Ralph.....	G	'91	West Chester
19	Tate, Brandon.....	WR-KOR-PR	'11-15	North Carolina
23	Tate, Rodney.....	RB	'82-83	Texas
20	Taylor, Craig.....	RB	'89-91	West Virginia
52	Terry, Tim.....	LB	'97	Temple
24	Thomas, Eric.....	CB	'87-92	Tulane
78	Thomas, Lee.....	DE	'73	Jackson State
24	Thomas, Sean.....	CB	'85	Texas Christian
17	Thomas, Speedy.....	WR	'69-72	Utah
49	Thomason, Jeff.....	TE	'92-93	Oregon
98, 79	Thompson, Brandon.....	DT	'12-15	Clemson
48	Thompson, Craig.....	TE	'92-93	North Carolina A&T
12	Thompson, Jack.....	QB	'79-82	Washington State
24	Thompson, Lamont.....	S	'02	Washington State
93	Thompson, Mike.....	NT	'98	Wisconsin

(Player history — all-time roster, continued)

97	Thornton, John.....	DT	'03-08	West Virginia
83	Thornton, Reggie.....	WR	'93	Bowling Green
51	Thurman, Odell.....	LB	'05	Georgia
77	Tigges, Mark.....	OT	'87	Western Illinois
58,51	Tovar, Steve.....	LB	'93-97	Ohio State
51	Townsend, Brian.....	LB	'92	Michigan
25	Trent, Morgan.....	CB	'09-11	Penn State
59	Truitt, Greg.....	LS	'94-99	UCLA
84	Trumpy, Bob.....	TE-WR	'68-77	Utah
96	Tuatagaloa, Nalu.....	DE	'89-91	California
53	Tumulty, Tom.....	LB	'86-99	Pittsburgh
43	Turner, Clem.....	RB	'69	Cincinnati
22	Turner, Deacon.....	RB-KOR	'78-80	San Diego State
35	Turner, Jimmy.....	CB	'83-86	UCLA
61	Tuten, Melvin.....	OT-TE	'95-96	Syracuse
84	Tweet, Rodney.....	WR	'87	South Dakota
17,83	Twynier, Gunnard.....	WR	'97	Western Illinois

— U —

NO.	NAME	POS.	YRS.	COLLEGE
81	Utecht, Ben.....	TE	'08-09	Minnesota
87	Uzomah, C.J.....	TE	'15	Auburn

— V —

NO.	NAME	POS.	YRS.	COLLEGE
37	Vakapuna, Fui.....	FB	'09-10	Brigham Young
81	Verser, David.....	WR-KOR	'81-84	Kansas
78	Vincent, Ted.....	DT	'78	Wichita State
34	Vinson, Fernandus.....	S	'91-94	North Carolina State
11	Vitiello, Sandro.....	K	'80	Massachusetts
67	von Oelhoffen, Kimo.....	DL	'94-99	Boise State

— W —

NO.	NAME	POS.	YRS.	COLLEGE
26	Wade, Jonathan.....	CB	'10	Tennessee
63	Wagner, Ray.....	OT	'82	Kent State
27	Walker, Bracey.....	S	'94-96	North Carolina
59	Walker, Kevin.....	LB	'88-92	Maryland
88,83	Walker, Rick.....	TE	'77-79	UCLA
91	Wallerstedt, Brett.....	LB	'94-96	Arizona State
10	Walsh, John.....	QB	'95	Brigham Young

11	Walter, Dave.....	QB	'87	Michigan Tech
63	Walter, Joe.....	OT	'85-97	Texas Tech
83	Walter, Kevin.....	WR	'03-05	Eastern Michigan
75	Walters, Stan.....	OT	'72-74	Syracuse
51	Ward, David.....	LB	'87	Southern Arkansas
88	Ware, Derek.....	TE	'95	Central State (Okla.)
16	Warren, Dewey.....	QB	'68	Tennessee
80	Warrick, Peter.....	WR-PR	'00-04	Florida State
87	Washington, Kelley.....	WR	'03-06	Tennessee
41	Washington, Sam.....	CB	'85	Mississippi Valley St.
22	Washington, Ted.....	RB	'68	San Diego State
33	Watson, Kenny.....	RB	'03-08	Penn State
40	Watson, Pete.....	RB	'72	Tufts
23	Weathersby, Dennis.....	CB	'03-04	Oregon State
70	Weaver, Emanuel.....	NT	'82-83	South Carolina
73	Webb, Richmond.....	OT	'01-02	Texas A&M
52	Webster, Nate.....	LB	'04-05	Miami (Fla.)
79	Wells, Dana.....	NT	'89	Arizona
15	Wells, Mike.....	QB	'77	Illinois
3	Wenning, Keith.....	QB	'15	Ball State
82	Westbrook, Michael.....	WR	'02	Colorado
88	Whalen, Ryan.....	WR	'11-13	Stanford
37	Wheeler, Leonard.....	CB	'92-96	Troy State
86	White, Andre.....	TE	'68	Florida A&M
51	White, Leon.....	LB	'86-91	Brigham Young
26,47	White, Marvin.....	S	'07-08, '10	Texas Christian
63	White, Mike.....	DT	'79-80	Albany State (Ga.)
39	White, Sheldon.....	CB	'93	Miami (Ohio)
83	White, Sherman.....	DE	'72-75	California
55	Whiteside, Keyon.....	LB	'03	Tennessee
75	Whitley, Wilson.....	DT	'77-82	Houston
70	Whitten, Bobby.....	OT	'81	Kansas
97	Whittington, Bernard.....	DT-DE	'01-02	Indiana
77	Whitworth, Andrew.....	OT-G	'06-15	Louisiana State
41	Wilcots, Solomon.....	S-CB	'87-90	Colorado
4,12	Wilhelm, Erik.....	QB	'89-91, '93-97	Oregon State
64	Wilkerson, Ben.....	C	'05-06	Louisiana State
55	Wilkins, Marcus.....	LB	'04-06	Texas
99	Wilkinson, Dan.....	DT-DE	'94-97	Ohio State
94	Williams, Alfred.....	LB-DE	'91-94	Colorado
63	Williams, Bobbie.....	G	'04-11	Arkansas
31	Williams, Darryl.....	S	'92-95, '00-01	Miami (Fla.)
43	Williams, Ed.....	RB	'74-75	Langston
84	Williams, Gary.....	WR	'84	Ohio State
33	Williams, Jim.....	DB	'69	Alcorn State
40	Williams, Madieu.....	S-CB	'04-07	Maryland
6	Williams, Monk.....	WR	'68	Arkansas AM&N
Williams, Nick (changed name: see Nick Luchey)				
57	Williams, Reggie.....	LB	'76-89	Dartmouth
31	Williams, Roy.....	S	'09-10	Oklahoma
36,40	Williams, Shawn.....	S	'13-15	Georgia
87	Williams, Stepfret.....	WR	'98	Northeast Louisiana
94	Williams, Tony.....	DT	'01-04	Memphis
33	Willis, Fred.....	RB	'71-72	Boston College
27	Wilson, Gibril.....	S	'10-11	Tennessee
46	Wilson, Joe.....	RB	'73	Holy Cross
67	Wilson, Mike.....	OT-RB	'69-70	Dayton
77	Wilson, Mike.....	OT	'78-85	Georgia
35	Wilson, Quincy.....	RB	'06-07	West Virginia
55,57	Wilson, Reinard.....	LB-DE	'97-02	Florida State
32	Wilson, Stanley.....	RB	'83-84, '86, '88	Oklahoma
83	Winans, Tydus.....	WR	'96	Fresno State
73	Winston, Eric.....	OT	'14-15	Miami (Fla.)
60	Withycombe, Mike.....	OT	'91-92	Fresno State
30,31	Woods, Ickey.....	FB	'88-91	Nevada-Las Vegas
2	Wright, Anthony.....	QB	'06	South Carolina
49	Wright, Dana.....	RB	'87	Findlay
75	Wright, Ernie.....	OT	'68-71	Ohio State
86	Wright, James.....	WR	'14-15	Louisiana State
42	Wright, Lawrence.....	S	'97, '99	Florida
14	Wyche, Sam.....	QB	'68-70	Furman

— X —

NO.	NAME	POS.	YRS.	COLLEGE
(none)				

— Y —

NO.	NAME	POS.	YRS.	COLLEGE
84	Yeast, Craig.....	WR-PR	'99-00	Kentucky

— Z —

NO.	NAME	POS.	YRS.	COLLEGE
91	Zander, Carl.....	LB	'85-91	Tennessee
68	Zeltler, Kevin.....	G	'12-15	Wisconsin
45	Zellers, Ray.....	FB	'98	Noire Dame

PLAYER HISTORY — UNIFORM NUMBERS

This all-time uniform numbers list is organized in chronological order for each number.

Generally, this list credits a player for having ownership of a uniform number for an entire season, even if he was with the team for only part of that season. However, game-by-game breakdowns within seasons are provided if (1) a player changed his uniform number during a season, or (2) more than one player wore the same number in the same season.

Numbers in parentheses behind players' names denote other uniform numbers worn by those players during their careers with the Bengals.

No. 1

NAME	YEARS
(never assigned)	

No. 2

NAME	YEARS
Anthony Wright.....	2006
Mike Nugent.....	2010-15

No. 3

NAME	YEARS
Jim Breech (10).....	1985-92
Jon Kilna.....	2001-05
Jeff Rowe.....	2007
Dave Rayner.....	2008
Clint Stitser.....	2010
Josh Brown.....	2012
Zoltan Mesko.....	2013
Keith Wenning.....	2015

No. 4

NAME	YEARS
Erik Wilhelm (12).....	1991, '93-97
Scott Covington.....	1999-2001
Casey Bramlet.....	2004
J.T. O'Sullivan.....	2009
Aaron Pettrey.....	2010

No. 5

NAME	YEARS
Jeff Hayes.....	1986
Neil Rackers.....	2000-02
Jordan Palmer.....	2008-10
AJ McCarron.....	2014-15

No. 6

NAME	YEARS
Monk Williams.....	1968
Brad Costello.....	1998-99
Shane Matthews.....	2003
Craig Krenzel.....	2005

No. 7

NAME	YEARS
Boomer Esiason.....	1984-92
David Klingler (15).....	1993-95
Boomer Esiason.....	1997
Bruce Gradkowski.....	2011-12

No. 8

NAME	YEARS
Jeff Blake.....	1994-99
Nick Harris.....	2001-03
Dan LeFevour.....	2010
Josh Johnson.....	2013

No. 9

NAME	YEARS
Massimo Manca.....	1987
Doug Pelfrey.....	1993-99
Carson Palmer.....	2003-10
Shawn Powell.....	2013

No. 10

NAME	YEARS
Eric Crabtree.....	1969-71
Chris Bahr.....	1976-79
Jim Breech (3).....	1980-84
Greg Horne.....	1987
Todd Philcox.....	1990
Jay Schroeder.....	1993
John Walsh.....	1995
Paul Justin.....	1998
Will Brice.....	1999
Travis Dorsch.....	2002
Kyle Richardson.....	2003-04
Reggie McNeal.....	2006
Marcus Maxwell.....	2007-08
Kevin Huber.....	2009-15

No. 11

NAME	YEARS
Dale Livingston.....	1968-69
Virgil Carter.....	1970-73
Wayne Clark.....	1974
John Reaves.....	1975-78
Sandro Vitiello.....	1980
Mike Ford.....	1982
Jeff Christensen.....	1983
Bryan Clark.....	1984
Doug Gaynor.....	1986
Dave Walter.....	1987
Lee Johnson.....	1988-98
Akili Smith.....	1999-2002
Doug Johnson.....	2006
Ryan Fitzpatrick.....	2007-08
Laveranues Coles.....	2009
Jordan Shipley.....	2010-11
Dane Sanzenbacher.....	2013-14
Greg Little (88).....	2015

No. 12

NAME	YEARS
Greg Cook.....	1969-74
Jack Thompson.....	1979-82
Mike Norseth.....	1987-88
Erik Wilhelm (4).....	1989-90
Donald Hollas.....	1991-94
Kerry Joseph.....	1996
Neil O'Donnell.....	1998
Gus Frerotte.....	2002
Courtney Roby.....	2007
Quan Cosby.....	2009-10
Mohamed Sanu.....	2012-15

No. 13

NAME	YEARS
Ken Riley.....	1969-83
Daniel Pope.....	2000

No. 14

NAME	YEARS
Sam Wyche.....	1968-70
Ken Anderson.....	1971-86
Maurice Purify.....	2009
Andy Dalton.....	2011-15

No. 15

NAME	YEARS
John Stofa.....	1968-69
Dave Lewis.....	1970-73
Mike Wells.....	1977
Turk Schonert.....	1980-85, '87-89
David Klingler (7).....	1992
Eric Kresser.....	1997-99
Chris Henry.....	2005-09
Mario Alford.....	2015

*(Uniform numbers, continued)***No. 21**

NAME	YEARS
Paul Dunn .....	1970
Melvin Morgan .....	1976-78
Jim Browner .....	1979-80
Oliver Davis .....	1981-82
James Brooks .....	1984-91
Ryan Benjamin .....	1993
Eric Bieniemy .....	1995-98
Rico Clark .....	1999 (Games 1-14)
Tom Carter .....	1999 (Games 15-16), 2000-01
Jeff Burris .....	2002-03
Rashad Bauman .....	2004-06
Simeon Castille .....	2008
Brandon Ghee .....	2010-13
Darqueze Dennard .....	2014-15

**No. 22**

NAME	YEARS
Ted Washington .....	1968
Ken Sawyer .....	1974
Deacon Turner .....	1978-80
James Griffin .....	1983-85
Eric Thomas .....	1987-92
Marcello Simmons .....	1993
Jimmy Spencer .....	1996-97
Rodney Heath .....	1999-2001
Kim Herring .....	2004-05
Johnathan Joseph .....	2006-10
Nate Clements .....	2011-12
Curtis Marsh .....	2013

**No. 23**

NAME	YEARS
Rod Sherman .....	1968
Al Coleman .....	1969-71
Bernard Jackson .....	1972-76
Shafer Suggs .....	1980
Rodney Tate .....	1982-83
Marc Logan (29) .....	1988
Frank Robinson .....	1992
Corey Sawyer .....	1994-98
Robert Bean (49) .....	2001
Dennis Weathersby .....	2003-04
Chris Perry (26) .....	2005-08
Jeremi Johnson (31) .....	2009
Fred Bennett .....	2010
Kelly Jennings .....	2011
Terence Newman .....	2012-14

**No. 24**

NAME	YEARS
Tommie Smith .....	1969
Ernie Kellermann .....	1972
Marvin Cobb .....	1975-79
Clarence Chapman .....	1980-81
Sean Thomas .....	1985
Lewis Billups .....	1986-91
Alan Grant .....	1993
Roger Jones .....	1994-96
Ric Mathias .....	1998-99
Sirr Parker .....	2000
Lamont Thompson .....	2002
Deltha O'Neal .....	2004-07
Geoffrey Pope .....	2008-09
Adam Jones .....	2010-15

**No. 25**

NAME	YEARS
Chip Myers .....	1969-76
Tony Davis (35) .....	1977-78
John Simmons .....	1981-86
Daryl Smith .....	1987-88
Rod (Roderick) Jones .....	1990-96
Charles Fisher .....	1999-2000
Ligarius Jennings .....	2001-02
Keiwan Ratliff (26, 34) .....	2004-07
Jamar Fletcher .....	2008
Morgan Trent .....	2009-11
Jason Allen .....	2012
Giovani Bernard .....	2013-15

**No. 26**

NAME	YEARS
Jack Gehrke .....	1969
Jim Harris .....	1971
Reece Morrison .....	1972-73
Charlie Davis .....	1974-75
Bobby Kemp .....	1981-86
Leonard Bell .....	1987
Bo Orlando .....	1996-97
Cory Hall .....	1999-2002
Tory James (20) .....	2003
Chris Perry (23) .....	2004
Ifeanyi Ohaile .....	2005
Marvin White (47) .....	2007-08
Keiwan Ratliff (25, 34) .....	2009
Jonathan Wade .....	2010
Taylor Mays .....	2011-14
Josh Shaw .....	2015

**No. 27**

NAME	YEARS
Saint Saffold .....	1968
Ken Dyer .....	1969-71
Al Randolph .....	1972
Ricky Davis .....	1975
Bryan Hicks .....	1980-84
Barney Bussey .....	1986-92
Lance Gunn .....	1993
Bracey Walker .....	1994-96
Tito Paul .....	1997
Artrell Hawkins .....	1998-2003
Greg Brooks .....	2004-06
DeDe Dorsey .....	2007-08
Larry Johnson .....	2009
Gibril Wilson .....	2010-11
Dre Kirkpatrick .....	2012-15

**No. 28**

NAME	YEARS
John Gullory .....	1969-70
Scott Burk .....	1979
Cleotha Montgomery .....	1980
Larry Kinnebrew .....	1983-87
Harold Green .....	1990-95
Corey Dillon .....	1997-2003
Dexter Jackson .....	2006-08
Bernard Scott .....	2009-13
Troy Hill .....	2015

**No. 29**

NAME	YEARS
Jim Johnson .....	1969
Sandy Durko .....	1970-72
Lyle Blackwood .....	1973-75
Vaughn Lusby .....	1979
Marc Logan (23) .....	1987
Rickey Dixon .....	1988-92
Louis Oliver .....	1994
Jeff Cothran (46) .....	1996
Kevin Moore .....	1998-99
Curtis Keaton .....	2000-01
Leon Hall .....	2007-15

**No. 30**

NAME	YEARS
Jess Phillips .....	1968-72
Willie Shelby .....	1976-77
Dick Jauron .....	1978-81
Bill Johnson .....	1985-87
Ikkey Woods (31) .....	1988 (Games 9-16 and playoffs), '89-91
R.J. Kirs .....	1993
Chris Shelling .....	1995-96
Anthone Lott .....	1997 (Games 1-7)
Cory Gilliard .....	1997 (Games 15-16)
Nick Luchey (formerly Nick Williams) .....	1999-2002
Terrell Roberts .....	2003-04
Nick Luchey (formerly Nick Williams) .....	2005
Cedric Peerman .....	2010-15

**No. 31**

NAME	YEARS
Fletcher Smith .....	1968-71
Jerry Anderson .....	1977
Ralph Battle .....	1984
Lee Davis .....	1985
Gary Hunt .....	1987
Ikkey Woods (30) .....	1988 (Games 1-8)
Richard Fain .....	1991
Darryl Williams .....	1992-95
Greg Myers .....	1996-99
Darryl Williams .....	2000-01
Jason Perry .....	2002
Jeremi Johnson (23) .....	2003-08
Roy Williams .....	2009-10
Robert Sands .....	2011-12

**No. 32**

NAME	YEARS
Bob Jones .....	1973-74
Scott Perry .....	1976-79
Stanley Wilson .....	1983-84, '86
Nate Borders .....	1987
Stanley Wilson .....	1988
Mitchell Price .....	1990-92, '93 (Games 1-4)
Ron Carpenter .....	1993 (Games 9-16)
Ki-Jana Carter .....	1995-99
Rudi Johnson .....	2001-07
Cedric Benson .....	2008-11
John Conner .....	2012
Chris Crocker (33, 42) .....	2013
Jeremy Hill .....	2014-15

**No. 33**

NAME	YEARS
Jim Williams .....	1969
Kenny Graham .....	1970
Fred Willis .....	1971-72
Stan Fritts .....	1975-76
John Farley .....	1984
David Fulcher .....	1986-92
Steve Broussard .....	1994
Ashley Ambrose .....	1996-98
JoJuan Armour .....	1999-2002
Kenny Watson .....	2003-08
Chris Crocker (32, 42) .....	2012
Rex Burkhead .....	2013-15

**No. 34**

NAME	YEARS
Ken Herock .....	1968
Neal Craig .....	1971-73
Louis Breeden .....	1978-87
Ellis Dillahunt .....	1988
Richard Carey .....	1989
Fernandus Vinson .....	1991-94
Tremain Mack .....	1997-2000
Kevin Kaesviharn .....	2001-06
Clifton Dawson .....	2007
Kyries Hebert .....	2008-09
Keiwan Ratliff (25, 26) .....	2010
Daniel Herron .....	2012

**No. 35**

NAME	YEARS
Mike Haffner .....	1971
Boobie Clark (42) .....	1973
Tony Davis (25) .....	1976
Nathan Poole .....	1979-80
Jimmy Turner .....	1983-86
Chris Barber .....	1987-89
Antoine Bennett .....	1991-92
Sam Shade .....	1995-98
Michael Basnight (38) .....	2000
James Lynch .....	2004
Quincy Wilson .....	2006-07

**No. 36**

NAME	YEARS
Lenvil Elliott .....	1973-78
Jo-Jo Heath .....	1980
Jim Hargrove .....	1981
Stanford Jennings .....	1984-90
Ostell Miles .....	1992-93
James Joseph .....	1995
Brandon Bennett .....	1998-2003
John Busing (40) .....	2006-07
Reagan Maul'a .....	2008
Chris Pressley .....	2010-13
Shawn Williams (40) .....	2014-15

**No. 37**

NAME	YEARS
Bill Scott .....	1968
Tommy Casanova .....	1972-77
Robert Jackson .....	1981-87, '89
Leonard Wheeler .....	1992-96
Roosevelt Blackmon .....	1998-99
Reggie Myles .....	2002-05
Fui Vakapuna .....	2009-10
Chris Lewis-Harris .....	2012-15

**No. 38**

NAME	YEARS
Estes Banks .....	1968
Steve Conley .....	1972
Champ Henson .....	1975
Mike Dingle .....	1991-92
Jason Burns .....	1995
Michael Basnight (35) .....	1999

**No. 39**

NAME	YEARS
Pat Franklin .....	1987
Sheldon White .....	1993
Sedrick Shaw .....	1999
James Johnson .....	2008
Onterio McCalebb .....	2014

**No. 40**

NAME	YEARS
Ron Lamb .....	1968-71
Pete Watson .....	1972
Charles Alexander .....	1979-85
David McCluskey .....	1987
John Hollifield .....	1988-89
Myron Bell .....	1998-99
Madieu Williams .....	2004-07
John Busing (36) .....	2008
Brian Leonard .....	2009-12
Shawn Williams (36) .....	2013
Derron Smith .....	2015

**No. 41**

NAME	YEARS
White Graves .....	1968
Terry Swanson .....	1969
Dave Green .....	1974-75
Sam Washington .....	1985
Solomon Wilcotts .....	1987-90
Joe King .....	1991
Forey Duckett .....	1994 (Games 1-2)
Adrian Hardy (45) .....	1994 (Game 3)
Scottie Graham .....	1997
Lorenzo Neal .....	2001-02
Chris Edmonds (53, 87) .....	2003
Patrick Body .....	2005
Chinedum Ndukwe .....	2007-10

**No. 42**

NAME	YEARS
Warren McVea .....	1968
Boobie Clark (35) .....	1974-78
Mike Fuller .....	1981-82
Clay Pickering .....	1984-85
Rob Niehoff .....	1987
Eric Ball .....	1989-94
Lawrence Wright .....	1997, '99
Chris Carter .....	2000-01
LaVar Glover .....	2002
Anthony Mitchell .....	2004-06
Chris Crocker (32, 33) .....	2008-11
BenJarvus Green-Ellis .....	2012-13

**No. 43**

NAME	YEARS
Curt Frazier .....	1968
Clem Turner .....	1969
Ed Williams .....	1974-75
Mark Johnson .....	1987
Mike Brim .....	1993-95
Kirk McMullen .....	2001
Ethan Kilmer .....	2006-08
Tom Nelson .....	2009-10
George Iloka .....	2012-15

**No. 44**

NAME	YEARS
Rex Keeling .....	1968
Doug Dressler .....	1970-74
Ray Griffin .....	1978-84
Aaron Manning .....	1987
Derrick Fenner .....	1992-94
Brian Milne .....	1996-99
Marquand Manuel .....	2002-03
Herana-Daze Jones .....	2006-07, '08 (Games 1-9)
Mike Doss .....	2008 (Games 14-16)
Rico Murray .....	2009-11
Tony Dye .....	2012-13
Jake Fisher (74) .....	2015 (Game 16 and playoff)

**No. 45**

NAME	YEARS
Tom Smiley .....	1968
Archie Griffin .....	1976-83
Carl Carter .....	1990
Wayne Haddix .....	1991
Adrian Hardy (41) .....	1994 (Games 4-16), '95
Ty Douthard .....	1997
Michael Blair .....	1998 (Games 5-9)
Ray Zellars .....	1998 (Games 14-16)
Rogers Beckett .....	2003-04
Jeromy Miles .....	2010-13

**No. 46**

NAME	YEARS
Joe Wilson .....	1973
Pete Johnson .....	1977-83
Dan Rice .....	1987
Jeff Cothran (29) .....	1994-95
Clif Groce .....	1999-2000
Blue Adams .....	2007
Daniel Coats (86) .....	2008 (Games 9-16)
Clark Harris .....	2009-15

**No. 47**

NAME	YEARS
Charlie King .....	1968-69
Greg Bright .....	1980-81
Steve Maidlow .....	1983-84
David Frisch (83) .....	1993
Corey Lynch .....	2008
Marvin White (26) .....	2010
P.J. Dawson .....	2015

**No. 48**

NAME	YEARS
Phil Spiller .....	1968
Andy Gibler .....	1983
John Garrett .....	1989
Craig Thompson .....	1992-93
Brad St. Louis .....	2000-09



(Uniform numbers, continued)

No. 49	
NAME	YEARS
Guy Frazier (58).....	1981-83, '84 (Games 1-3, 5)
Dana Wright.....	1987
Jeff Thomason.....	1992-93
Robert Bean (23).....	2000
Darius Hill.....	2009

No. 50	
NAME	YEARS
Bernard Erickson.....	1968
Tom DeLeone.....	1972-73
Vic Koegel.....	1974
Glenn Cameron.....	1975-85
Dave Rimington (52, 64).....	1986-87
James Francis.....	1990-98
Ben Peterson.....	1999
Riall Johnson.....	2001-03
Larry Moore.....	2004-05
Ahmad Brooks (55).....	2006
Jim Maxwell (58).....	2007*
Eric Henderson.....	2007-08*
Jonathan Luigs.....	2009
J.K. Schaffer.....	2013-14
A.J. Hawk.....	2015

\*NOTE: Maxwell and Henderson both were assigned uniform No. 50 for Games 12-16 of 2007. At the time, however, only Maxwell was on the active roster. Henderson was on the Reserve/Injured list.

No. 51	
NAME	YEARS
Ken Avery.....	1969-74
Chris Devlin.....	1975-77, '78 (Game 1)
Tom Ruud.....	1978 (Games 9-16), '79
Rick Razzano.....	1980-84
Tom Dinkel (52).....	1985
Leon White.....	1986, '87 (Games 1-2)
David Ward.....	1987 (Games 3-5)
Leon White.....	1987 (Games 6-15), '88-91
Brian Townsend.....	1992
Steve Tovar (58).....	1993-94
Gerald Dixon.....	1996-97
Takeo Spikes.....	1998-2002
Kevin Hardy.....	2003-04
Odell Thurman.....	2005
Corey Mays.....	2007-08
Dan Skuta.....	2009-12
Jayson DiManche.....	2013-14
Chris Carter (56).....	2015

No. 52	
NAME	YEARS
John Matlock (57).....	1968 (Games 1-2)
Paul Elzey.....	1968 (Games 10-14)
Tim Buchanan.....	1969
Doug Adams.....	1971-74
Brad Cousino.....	1975
Tom Dinkel (51).....	1978-83
Dave Rimington (50, 64).....	1984-85
Tom Flaherty.....	1987
Craig Ogletree.....	1990
Gary Reasons.....	1992
James Logan.....	1995 (Games 7-8)
Randy Neal.....	1995-96 (Games 12-16)
Tim Terry.....	1997
Jimmy Spottle.....	1998-99
Dwayne Levels.....	2003
Nate Webster.....	2004-05
A.J. Nicholson.....	2006
Lemar Marshall.....	2007
Abdul Hodge.....	2008-09
Dontay Moch.....	2011-12
Nico Johnson.....	2014
Trevor Roach.....	2015

No. 53	
NAME	YEARS
John Neidert.....	1968
Bill Peterson (87).....	1969-72
Bo Harris.....	1975-82
Leo Barker.....	1984-91
Santo Stephens.....	1994
Tom Tumulty.....	1996-99
Chris Edmonds (41, 87).....	2001
Khalid Abdullah.....	2003-04
Eric Ghiaciuc.....	2005-08
Rashad Jeanty (93).....	2009
Vincent Rey (57).....	2010
Thomas Howard.....	2011-12
Michael Boley.....	2013
Marquis Flowers.....	2014-15

No. 54*	
NAME	YEARS
Bob Johnson.....	1968-79

\*NOTE: Bob Johnson's No. 54 is the Bengals' only retired uniform number.

No. 55	
NAME	YEARS
Frank Buncom.....	1968
Jim LeClair.....	1972-83
Ed Brady.....	1986, '87 (Games 1-2)
Lance Sellers.....	1987 (Games 3-5)
Ed Brady.....	1987 (Games 6-15), '88-91
Randy Kirk.....	1992-93
John Johnson.....	1994
Andre Collins.....	1995-97
Reinard Wilson (57).....	1998-2002
Keyon Whiteside.....	2003 (Games 1-6)
Frank Chamberlin.....	2003 (Games 12-16), '04*
Marcus Wilkins.....	2004-06*
Ahmad Brooks (50).....	2007
Keith Rivers.....	2008-11
Vontaze Burfict.....	2012-15

\*NOTE: Chamberlin and Wilkins both were assigned uniform No. 55 for the entire 2004 season. At the time, however, only Wilkins was on the active roster. Chamberlin was on the Reserve/Injured list.

No. 56	
NAME	YEARS
Mike Hibler.....	1968
Tim Kearney.....	1972-74
Tom DePaso.....	1978
Ron Simpkins.....	1980-86
Toney Catchings.....	1987
Ricardo McDonald.....	1992-97
Brian Simmons.....	1998-2006
Anthony Schlegel.....	2007
Darryl Blackstock.....	2008
Rodrick Muckelroy.....	2010-12
Sean Porter.....	2013-15*
Chris Carter (51).....	2014*

\*NOTE: Porter and Carter both were assigned uniform No. 56 for Games 13-16 and the Wild Card Playoff of 2014. At the time, however, only Carter was on the active roster. Porter was on the Reserve/Injured list.

No. 57	
NAME	YEARS
John Matlock (52).....	1968 (Games 3-14)
Ed Harmon.....	1969
Evan Jolitz.....	1974
Reggie Williams.....	1976-89
Bernard Clark.....	1990-91
Ray Bentley.....	1992
Kevin Jefferson.....	1994-95
Reinard Wilson (55).....	1997
Adrian Ross.....	1998-2003
Hannibal Navies.....	2005
Andre Frazier.....	2006, '07 (Games 1-2)
Dhanti Jones.....	2007 (Games 3-16), '08-10
Vincent Rey (53).....	2011-15

No. 58	
NAME	YEARS
Al Beauchamp.....	1968-75
Blair Bush.....	1978-82
Brian Pillman (97).....	1984 (Games 1-3)
Guy Frazier (49).....	1984 (Game 4)
Brian Pillman (97).....	1984 (Game 5)
Guy Frazier (49).....	1984 (Games 6-16)
Joe Kelly.....	1986, '87 (Games 1-2)
Sam Manos.....	1987 (Games 3-5)
Joe Kelly.....	1987 (Games 6-15), '88-89
Alex Gordon.....	1991-93
David Braxton.....	1994
Steve Tovar (51).....	1995-97
Jay Leeuwenburg.....	1999
Marc Megna.....	2000
Jevon Langford (94).....	2001
Caleb Miller.....	2004-07
Victor Hobson.....	2008 (Games 13-14)
Jim Maxwell (50).....	2008 (Games 15-16)
Rey Maualuga.....	2009-15

No. 59	
NAME	YEARS
Larry Ely.....	1970-71
Ray Phillips.....	1977, '78 (Games 1-3)
Ron Shumon.....	1978 (Games 4-16)
Howie Kurnick.....	1979-80*
Andrew Melontree.....	1980*
Jeff Schuh.....	1981-85
Scott Schutt.....	1987
Kevin Walker.....	1988-92
Karmeeleyah McGill.....	1993
Greg Truitt.....	1994-99
Armegis Spearman.....	2000-02
Landon Johnson.....	2004-07
Brandon Johnson.....	2008-11
Emmanuel Lamur.....	2012-15

\*NOTE: Kurnick and Melontree both were assigned uniform No. 59 for the entire 1980 season. At the time, however, only Melontree was on the active roster. Kurnick was on the Reserve/Non-Football Injury list.

No. 60	
NAME	YEARS
Ron Pritchard.....	1972-77
Blake Moore.....	1980-83
Dave Smith.....	1988
Mike Brennan.....	1990, '91 (Games 1-3)
Mike Withycombe.....	1991 (Games 14-16), '92
Chuck Bradley.....	1993
Eric Moore.....	1994
Rod (Rodrek) Jones.....	1996-2000
Reggie Coleman.....	2002
Langston Moore.....	2004
Andrew Crummey.....	2008
Otis Hudson.....	2011
T.J. Johnson.....	2014-15

No. 61	
NAME	YEARS
Jerry Boyarsky.....	1982-85
Bill Poe.....	1987 (Games 3-5)
Doug Aronson.....	1987 (Games 10-12)
Tom Rayam.....	1992-93
Melvin Tuten.....	1995-96
Tony Coats.....	1999
Reggie Stephens.....	2010
Russell Bodine.....	2014-15

No. 62	
NAME	YEARS
Dave Lapham.....	1974-83
Gary Smith.....	1984
Ken Smith.....	1987
Jon Melander.....	1992
Todd Kalis.....	1995
Brock Gutierrez.....	1996-2002
Alex Sulfsted.....	2004
Nate Livings.....	2008-11
Jeff Faine.....	2012

No. 63	
NAME	YEARS
Guy Dennis.....	1969-72
Greg Fairchild.....	1976-77
Mike White.....	1979-80
Ray Wagner.....	1982
Joe Walter.....	1985-97
Mike Goff.....	1998-2003
Bobbie Williams.....	2004-11

No. 64	
NAME	YEARS
Pete Perreault.....	1968
Justin Canale.....	1969
John Shimmers.....	1973-77
Bill Glass.....	1980
Dave Rimington (50, 52).....	1983
Bruce Kozerski.....	1984-95
Rod Payne.....	1997-98
Ben Wilkerson.....	2005-06
Kyle Cook.....	2008-13

No. 65	
NAME	YEARS
Bill Kindricks.....	1968
Wayne McClure (66).....	1970
Maulty Moore.....	1975
Max Montoya.....	1979-89
Mike Arthur.....	1991-92
Darrick Brilz.....	1994-98
John Jackson.....	2000-01
Eric Steinbach.....	2003-06
Dan Santucci.....	2007-09
Clint Boling.....	2011-15

No. 66	
NAME	YEARS
Wayne McClure (65).....	1968
Bill Bergey.....	1969-73
Mark Donahue.....	1978-79
Jim Hannula.....	1983
Bob Riley.....	1987
Dan Jones.....	1993-95
Ken Blackman.....	1996-99
Thatcher Szalay.....	2002
Shaun Smith (99, 96).....	2005-06
Evan Mathis.....	2008-10
Mike McGlynn.....	2011
Trevor Robinson.....	2012-13

No. 67	
NAME	YEARS
Mike Wilson.....	1969-70
Gary Burley.....	1975-83
David Douglas.....	1986, '87 (Games 1-2)
Jeff Reinke.....	1987 (Game 3)
David Douglas.....	1987 (Games 6-15), '88
Daniel Stubbs (96).....	1991, '92 (Games 1-4)
Kimo von Oelhoffen.....	1994-99
Jerry Fontenot.....	2004
Mike Pollak.....	2013-14

No. 68	
NAME	YEARS
Dave Middendorf.....	1968-69
Steve Lawson.....	1971-72
Bill Kollar.....	1974-76
Dave Purefory.....	1978
Mike Obrovac.....	1981-83
Tom Richey.....	1987
Paul Jetton.....	1989-91
Donnell Johnson (99).....	1993 (Games 4-16)
Dave Cadigan.....	1994
Scott Shaw.....	1998
Ron Smith.....	2002
Jonathan Fanene.....	2005-11
Kevin Zeitler.....	2012-15

No. 69	
NAME	YEARS
Sherrill Headrick.....	1968
Tim Krumrie.....	1983-94
Alex Stepanovich.....	2007
Clinton McDonald.....	2010

No. 70	
NAME	YEARS
Andy Rice.....	1968-69
Ron Carpenter.....	1970-76
Barney Cotton.....	1979
Bobby Whitten.....	1981
Emanuel Weaver.....	1982-83
Jim Skow.....	1986, '87 (Games 1-2)
James Eaddy.....	1987 (Games 4-5)
Jim Skow.....	1987 (Games 6-15), '88-89
Rod Saddler.....	1991
Artie Smith.....	1994-96
Glen Steele.....	1998-2003
Jason Shirley (99).....	2010
Cedric Ogbuehi.....	2015

No. 71	
NAME	YEARS
Rufus Mayes.....	1970-78
Rod Horn.....	1980-81
Pete Koch.....	1984
Mike Hammerstein.....	1986, '87 (Games 1-2)
John Fletcher.....	1987 (Games 3-5)
Mike Hammerstein.....	1987 (Games 6-15), '88-90
Ralph Tamm.....	1991
Garry Howe.....	1993
Willie Anderson.....	1996-2007
Andre Smith.....	2009-15

No. 72	
NAME	YEARS
Howard Fest.....	1968-75
Ron Hunt.....	1976-78
Mack Mitchell.....	1979
Mike St. Clair.....	1980-82
Skip McClendon.....	1987 (Games 1-2)
Keith Cupp.....	1987 (Games 3-5)
Skip McClendon.....	1987 (Games 6-15), '88-91
Elston Ridgle.....	1992
Scott Brumfield.....	1993-97
Matt O'Dwyer.....	1999-2003
Carl Powell (91).....	2004-05
Kirk Chambers.....	2010
Tanner Hawkinson.....	2013-14

No. 73	
NAME	YEARS
Pat Matson.....	1968-74
Eddie Edwards.....	1977-88
Ken Moyer.....	1989-94
Brian DeMarco.....	1999
Richmond Webb.....	2001-02
Anthony Collins.....	2008-13
Eric Winston.....	2014-15

No. 74	
NAME	YEARS
Willie Lee Jones (78).....	1968
Ernie Park.....	1969
Mike Reid.....	1970-74
Glenn Bujnoch.....	1976-82
Brian Blados.....	1984-91
Tom Scott.....	1993
Mark Dennis.....	1994 (Games 4-10)
Rich Braham.....	1994 (Games 11-16), '95-2006
Dennis Roland.....	2008-13
Marshall Newhouse.....	2014
Jake Fisher (44).....	2015 (Games 1-15)

(Uniform numbers, continued)

**No. 75**

NAME	YEARS
Ernie Wright.....	1968-71
Stan Walters.....	1972-74
Al Kreviss.....	1975
Wilson Whitley.....	1977-82
Bruce Reimers.....	1984-91
Jack Linn.....	1993
Anthony Brown.....	1995-98
Jamain Stephens.....	1999-2002
Scott Kooistra.....	2003-09
Devon Still.....	2012-14

**No. 76**

NAME	YEARS
Jim Griffin.....	1968
Frank Cornish.....	1970
Vernon Holland.....	1971-79
Glen Collins.....	1982-85
Jeff Smith.....	1987
Kirk Scrafford.....	1990-92
Trent Pollard.....	1994-96
Mike Doughty.....	1999-2000
Levi Jones.....	2002-08

**No. 77**

NAME	YEARS
Bob Kelly.....	1968
Frank Peters.....	1969
Bob Maddox.....	1974
Mike Wilson.....	1978-85
Mark Tigges.....	1987
Jim Rourke.....	1988
Scott Jones.....	1989, '91
Kevin Sargent.....	1992-98
Victor Leyva.....	2001-03
Andrew Whitworth.....	2006-15

**No. 78**

NAME	YEARS
Dan Archer.....	1968
Willie Lee Jones (74).....	1970-71
Lee Thomas.....	1973
Bob Brown.....	1975-76
Walter Johnson.....	1977
Ted Vincent.....	1978
Anthony Munoz.....	1980-92

**No. 79**

NAME	YEARS
Steve Chomyszak.....	1968-73
Coy Bacon.....	1976-77
Ross Browner.....	1978-86
Bill Berthussen.....	1987
Dana Wells.....	1989
Lamar Rogers.....	1991-92
Ramondo Stallings.....	1994-98
Scott Rehberg.....	2000-03
Stacy Andrews.....	2004-08
Brandon Thompson (98).....	2012

**No. 80**

NAME	YEARS
Ken Johnson.....	1971-77
Cris Collinsworth.....	1981-86, '87 (Games 1-2)
Tom Brown.....	1987 (Games 4-5)
Cris Collinsworth.....	1987 (Games 6-15), '88
Lynn James.....	1990-91
Carl Pickens (81).....	1992-94
David Dunn.....	1995-97, '98 (Game 1)
Willie Jackson.....	1998 (Games 2-16), '99
Peter Warrick.....	2000-04
Nate Lawrie.....	2007-08
Chase Coffman.....	2009-10
Orson Charles.....	2012-13

**No. 81**

NAME	YEARS
Dennis Randall.....	1968
Nick Roman.....	1970-71
Al Chandler.....	1973-74
Jim Corbett.....	1977-80
David Verser.....	1981-84
Eddie Brown.....	1985-86, '87 (Games 1-2)
Marquis Pleasant.....	1987 (Games 3-5)
Eddie Brown.....	1987 (Games 6-15), '88-91
Patrick Robinson.....	1993
Carl Pickens (80).....	1995-99
Ron Dugans.....	2000-02
Ben Utecht.....	2008-09
Terrell Owens.....	2010
Colin Cochart.....	2011
Alex Smith.....	2013-14
Tyler Kroft.....	2015

**No. 82**

NAME	YEARS
Ed McCall.....	1968
Royce Berry.....	1969-75
Billy Brooks.....	1976-79
Alton Alexis.....	1980
Rodney Holman.....	1982-86, '87 (Games 1-2)
Wade Russell.....	1987 (Games 3-5)
Rodney Holman.....	1987 (Games 6-15), '88-92
Tony McGee.....	1993-2001
Michael Westbrook.....	2002
Reggie Kelly.....	2003-10
Marvin Jones.....	2012-15

**No. 83**

NAME	YEARS
Bill Staley.....	1968-69
Ed Marshall.....	1971
Sherman White.....	1972-75
Steve Holden.....	1977
Dennis Law.....	1978
Rick Walker (88).....	1979
M.L. Harris.....	1980-85
Dave Romasko.....	1987
Kendal Smith.....	1989-90
Brian Brennan.....	1992
Reggie Thornton.....	1993
David Frisch (47).....	1994
Tyodus Winans.....	1996 (Games 1-6)
Kevin Jordan.....	1996 (Games 7-11)
Gunnard Twyner (17).....	1997 (Games 2-3)
Danny Farmer.....	2000-02
Kevin Waller.....	2003-05
Antonio Chatman.....	2006-09
Kevin Brock.....	2014

**No. 84**

NAME	YEARS
Bob Trumpy.....	1968-77
Don Bass.....	1978-81
Gary Williams.....	1984
Dan Ross (89).....	1985
Eric Kattus.....	1986, '87 (Games 1-2)
Reggie Sims.....	1987 (Game 3)
Rodney Tweet.....	1987 (Games 4-5)
Eric Kattus.....	1987 (Games 6-15), '88-91
Milt Stegall.....	1992-94
Jeff Hill (19).....	1995 (Games 2-16), '96
Mike Jenkins.....	1997
Damon Gibson.....	1998
Craig Yeast.....	1999-2000
T.J. Houshmandzadeh.....	2001-08
Jermaine Gresham.....	2010-14

**No. 85**

NAME	YEARS
Dan Brabham.....	1968 (Games 1-9)
Martin Baccaglio.....	1968 (Games 12-14), '69-70
Isaac Curtis.....	1973-84
Tim McGee.....	1986, '87 (Games 1-2)
Greg Meehan.....	1987 (Games 3-5)
Tim McGee.....	1987 (Games 6-15), '88-92
Allen DeGraffenreid.....	1993
Tim McGee.....	1994-95
James Hundon.....	1996-99
LaVell Boyd.....	2000
Chad Johnson.....	2001-10
Armon Binns.....	2012
Tyler Eifert.....	2013-15

**No. 86**

NAME	YEARS
Andre White.....	1968
John McDaniel.....	1974-77
Steve Kreider.....	1979-86
Ken Brown.....	1987
Carl Parker.....	1988-89
Mike Barber.....	1990-92
Wesley Carroll.....	1993
Darnay Scott.....	1994-2001
Tony Stewart.....	2002-06
Daniel Coats (46).....	2007, '08 (Games 1-8), 09-10
Donald Lee.....	2011
James Wright.....	2014-15

**No. 87**

NAME	YEARS
Bill Peterson (53).....	1968
Mike Kelly.....	1970-72
Pat McNally.....	1976-85
Jim Riggs.....	1987 (Games 1-2)
Curtis Jeffries.....	1987 (Games 3-5)
Jim Riggs.....	1987 (Games 6-15), '88-92
Troy Sadowski.....	1994-96
Stepfret Williams.....	1998
Damon Griffin.....	1999-2000
Chris Edmonds (41, 53).....	2002
Kelley Washington.....	2003-06
Andre Caldwell.....	2008-11
Cobi Hamilton.....	2014
C.J. Uzomah.....	2015

**No. 88**

NAME	YEARS
Bruce Coslet.....	1969-76
Rick Walker (83).....	1977-78
Mike Levenseller.....	1979-80
Mike Martin.....	1983-89
Reggie Rembert.....	1991-93
Derek Ware.....	1995
Steve Bush.....	1997-2000
Sean Brewer.....	2001-02
Lawrence Hamilton.....	2003
Cliff Russell.....	2004
Tab Perry.....	2005-07
J.P. Foschi.....	2009-10
Ryan Whalen.....	2011-13
Greg Little (11).....	2014

**No. 89**

NAME	YEARS
Harry Gunner.....	1968-69
Martin Amsler.....	1970
Drew Buie.....	1972
Tim George.....	1973
Jack Novak.....	1975
Mike Cobb.....	1977
Dan Ross (84).....	1979-83
Don Kern.....	1984-85
Ira Hillary.....	1987-89
Shane Garrett.....	1991-92*
Jeff Query.....	1992* (Games 5-16), '95
Marco Battaglia.....	1996-2001
Matt Schobel.....	2002-05
Jerome Simpson.....	2008-11
Richard Quinn.....	2012
Ryan Hewitt.....	2014-15

*\*NOTE: Garrett and Query both were assigned uniform No. 89 for Games 5-16 of 1992. At the time, however, only Query was on the active roster. Garrett was on the Reserve/Injured list.*

**No. 90**

NAME	YEARS
Emanuel King.....	1985-88
Eric Shaw.....	1992-94
Gerald Collins.....	1995
Tim Johnson.....	1996
Michael Bankston.....	1998-2000
Justin Smith.....	2001-07
Pat Sims (92).....	2008-12
Kheeston Randall.....	2013 (Games 10-11)
Christo Bilukiddi.....	2013 (Games 12-16 and playoffs)
Michael Johnson (93).....	2015

**No. 91**

NAME	YEARS
Carl Zander.....	1985-91
Brad Smith.....	1993
Brett Wallerstedt.....	1994-96
Billy Granville.....	1997-2000
Randy Chevrier.....	2001
Carl Powell (72).....	2003
Robert Geathers.....	2004-14
Marcus Hardison.....	2015

**No. 92**

NAME	YEARS
Tim Inglis.....	1987-88
John Copeland.....	1993-2000
Eric Ogbogu.....	2002
Duane Clemons.....	2003-05
Frostee Rucker.....	2006-11
Jamaal Anderson.....	2012
James Harrison.....	2013
Pat Sims (90).....	2015

**No. 93**

NAME	YEARS
Kiki DeAyala.....	1986-87
Ty Parten.....	1993-95
Tim Morabito.....	1996
Mike Thompson.....	1998
Tom Barndt.....	2000
Mario Monds.....	2001-02
Greg Scott.....	2004
Rashad Jeanty (53).....	2006-08
Michael Johnson (90).....	2009-13
Will Clarke.....	2014-15

**No. 94**

NAME	YEARS
Rich Romer.....	1988-89
Alfred Williams.....	1991-94
Jevon Langford (58).....	1996-2000
Tony Williams.....	2001-04
Domata Peko.....	2006-15

**No. 95**

NAME	YEARS
Roosevelt Nix.....	1992-93
Keith Rucker.....	1994-95
Steve Foley.....	1998-2002
LaDairis Jackson.....	2003-04*
Larry Stevens.....	2004* (Games 8-16), '05
Sam Adams.....	2006
Roy Manning.....	2007
Orien Harris.....	2008-09
Victor Adeyanju.....	2010
Wallace Gilberry.....	2012-15

*\*NOTE: Jackson and Stevens both were assigned uniform No. 95 for Games 8-16 of 2004. At the time, however, only Stevens was on the active roster. Jackson was on the Reserve/Injured list.*

**No. 96**

NAME	YEARS
Willie Fears.....	1987
Curtis Maxey.....	1988
Natu Tuatagaloa.....	1989-91
Daniel Stubbs (67).....	1992 (Games 5-16), '93
Kanavis McGhee.....	1994
Alfred Oglesby.....	1995
Kenny Davidson.....	1996
Brentson Buckner.....	1997
Clyde Simmons.....	1998
Vaughn Booker.....	2000-02
Matthias Askew.....	2004-05
Michael Myers.....	2007
Josh Mallard.....	2008 (Games 12-13)
Chris Harrington.....	2008 (Games 14-16)
Shaun Smith (66, 99).....	2009
Carlos Dunlap.....	2010-15

**No. 97**

NAME	YEARS
Brian Pillman (58).....	1984 (Games 4, 6)
Mike Frier.....	1992-94
Andre Purvis.....	1997-99
Bernard Whittington.....	2001-02
John Thornton.....	2003-08
Geno Atkins.....	2010-15

**No. 98**

NAME	YEARS
David Grant.....	1988-91
Tony Savage.....	1992
George Hinkle.....	1993
Todd Kelly.....	1995-96
Canute Curtis.....	1997-2002
Elton Patterson.....	2003, '04 (Games 3-4)
Terrance Martin.....	2004 (Games 8-16)
Bryan Robinson.....	2005-07
Antwan Odom.....	2008-10
Nick Hayden.....	2011
Brandon Thompson (79).....	2013-15

**No. 99**

NAME	YEARS
Jason Buck.....	1987-90
Alonzo Mitz.....	1991-92
Donnell Johnson (68).....	1993 (Games 1-3)
Dan Wilkinson.....	1994-97
Oliver Gibson.....	1999-2003
Shaun Smith (66, 96).....	2004
David Pollack.....	2005-07
Jason Shirley (70).....	2008
Tank Johnson.....	2009-10
Manny Lawson.....	2011-12
Margus Hunt.....	2013-15

## PLAYER HISTORY — DRAFTS

1968				
RD.	PLAYER	POS.	COLLEGE	SEL. #
1	Bob Johnson	C	Tennessee	2
2a	Bill Staley	DE/T	Utah State	28
2b	Tom Smiley	RB	Lamar	55
3a	Gary Davis	QB	Vanderbilt	56
3b	Paul Robinson	RB	Arizona	82
3c	Dale Livingston	P/PK	Western Michigan	83
4a	Jess Phillips	DB	Michigan State	84
4b	Warren McVea	RB	Houston	109
5a	Dave Middendorf	G	Washington State	112
5b	Al Beauchamp	LB	Southern University	138
6a	Howard Fest	T	Texas	139
6b	Bill Kendrick	DT	Alabama A&M	143
6c	John Neidert	LB	Louisville	145
6d	Dewey Warren	QB	Tennessee	155
6e	Essex Johnson	RB	Grambling	156
6f	Elmo Maples	WR	Southern University	158
6g	Sidney Ellis	DB	Jackson State	160
6h	Monk Williams	RB	Arkansas AM&N	163
6i	Jim Johnson	DB	South Carolina State	165
7a	Steve Smith	TE	Miami (Fla.)	166
7b	Wes Bean	LB	Grambling	192
8a	Harry Gunner	LB	Oregon State	193
8b	Ed Brantley	T	North Texas State	219
9a	Phil Johnson	DB	Long Beach State	220
9b	Steve Hanrahan	DT	Weber State	246
10a	Wayne Patrick	RB	Louisville	247
10b	James Russell	TE	North Texas State	273
11a	Wally Scott	CB	Arizona	274
11b	Jeff Banks	LB	Pacific	300
12a	Bob Trumpy	TE	Utah	301
12b	Harold Jones	T	Grambling	327
13a	James Bivins	LB	Texas Southern	328
13b	Ted Washington	RB	San Diego State	354
14a	Les Webster	RB	Iowa State	355
14b	Steve Lewicke	DE	Texas-El Paso	381
15a	Harvey Palmore	G	Morgan State	382
15b	Joe Mira	WR	Miami (Fla.)	408
16a	James Williams	DB	Alcorn A&M	409
16b	Brown Marks	LB	Indiana	435
17a	Don Manning	LB	UCLA	436
17b	James Smith	TE	Jackson State	462

1969				
RD.	PLAYER	POS.	COLLEGE	SEL. #
1	Greg Cook	QB	Cincinnati	5
2	Bill Bergey	LB	Arkansas State	31
3	Speedy Thomas	WR	Utah	57
4	Clem Turner	RB	Cincinnati	83
5	Guy Dennis	G	Florida	109
6	Ken Riley	CB	Florida A&M	135
7	Royce Berry	DE	Houston	161
8	Tim Buchanan	LB	Hawaii	187
9	Mike Stripling	RB	Tulsa	213
10	Steve Howell	TE	Ohio State	239
11	Mark Stewart	S	Georgia	265
12	Lonnice Paige	DT	North Carolina State	290
13	Chuck Benson	WR	Southern Illinois	316
14	Mike Wilson	RB	Dayton	343
15	Bill Shoemaker	PK	Stanford	369
16	Bill Schmitt	T	Missouri	395
17	Terry Story	LB	Georgia Tech	421

1970				
RD.	PLAYER	POS.	COLLEGE	SEL. #
1	Mike Reid	DT	Penn State	7
2	Ron Carpenter	DT	North Carolina State	32
3	Chip Bennett	G	Abilene Christian	60
4a	Joe Stephens	LB	Jackson State	85
4b	Billie Hayes	DB	San Diego State	104
5	(none)			
6	Sandy Durko	S	Southern California	137
7	Lemar Parrish	CB	Lincoln University (Mo.)	163
8	Bill Trout	DT	Miami (Fla.)	188
9	Bill Bolden	RB	UCLA	216
10	Nick Roman	LB	Ohio State	241
11	Sam Wallace	LB	Grambling	266
12	Tom Truesdell	DE	Ohio Wesleyan	294
13	Paul Dunn	RB	U.S. International	319
14	Joe Johnson	WR	Johnson C. Smith	344
15	Marvin Weeks	DB	Alcorn A&M	372
16	Larry Ely	LB	Iowa	397
17	Richard Lee Smith	RB	Washington	422

1971				
RD.	PLAYER	POS.	COLLEGE	SEL. #
1	Vernon Holland	T	Tennessee State	15
2	Steve Lawson	G	Kansas	41
3	Ken Anderson	QB	Augustana (Ill.)	67
4	Fred Willis	DE	Boston College	93
5	Arthur May	DE	Tuskegee	110
6	(none)			
7	Neal Craig	S	Fisk	171
8	Fred Herring	CB	Tennessee State	197
9	Gary Gustafson	LB	Montana State	223
10	Jack Stambaugh	G	Oregon	249
11	Ed Marshall	WR	Cameron	275
12	J. Rod Hayden	DE	Memphis State	301
13	David Knapman	TE	Central Washington	327
14	Irvin Mallory	DB	Virginia Union	353
15	Bob Thomas	RB	Arizona State	379
16	Mark Debevc	LB	Ohio State	405
17	Sam Pearson	CB	Western Kentucky	432

1972				
RD.	PLAYER	POS.	COLLEGE	SEL. #
1	Sherman White	DE	California	2
2	Tommy Casanova	DB	Louisiana State	29
3	Jim LeClair	LB	North Dakota	54
4	Bernard Jackson	DB	Washington State	81
5	Tom DeLeone	C	Ohio State	106
6	(none)			
7	Steve Conley	LB/RB	Kansas	158
8	Dan Kratzer	WR	Missouri Valley	185
9	Stan Walters	T	Syracuse	210
10	Brian Foster	CB	Colorado	237
11	Kent Pederson	TE	California, Santa Barbara	261
12	Rick Wegis	S	Cal Poly-SLO	289
13	James Hamilton	P/OB	Arkansas State	314
14	Steve Porter	WR	Indiana	341
15	Hosea Minnieweather	DT	Jackson State	366
16	John Wiegmann	WR	Cal Poly-Pomona	393
17	Dave Green	P/K	Ohio	418

1973				
RD.	PLAYER	POS.	COLLEGE	SEL. #
1	Isaac Curtis	WR	San Diego State	15
2	Al Chandler	TE	Oklahoma	43
3	Tim George	WR	Carson-Newman	68
4	(none)			
5	Bob McCall	RB	Arizona	121
6	Bob Jones	CB	Virginia Union	146
7	Bob Maddox	DT/DE	Frostburg State	171
8	Joe Wilson	RB	Holy Cross	199
9	John Dampeer	G	Notre Dame	224
10	Lenvil Elliott	RB	Northeast Missouri State	249
11	William Montgomery	DB	Morehouse (Ga.)	277
12	Boobie Clark	RB	Bethune-Cookman	302
13	Brooks West	DT	Texas-El Paso	327
14	Hurles Scales	DB	North Texas State	355
15	Ted McNulty	QB	Indiana	380
16	Harry Unger	RB	Auburn	405
17	Wayne Estabrook	QB	Whittier	433

1974				
RD.	PLAYER	POS.	COLLEGE	SEL. #
1	Bill Kollar	DT	Montana State	23
2	Charlie Davis	RB	Colorado	48
3a	Dave Lapham	T	Syracuse	61
3b	Evan Joltz	LB	Cincinnati	73
4a	Mike Boryla	QB	Stanford	87
4b	Daryl White	G	Nebraska	98
4c	Richard Williams	WR	Abilene Christian	103
5a	Haskel Stanback	RB	Tennessee	114
5b	Richard Bishop	DT	Louisville	127
6a	Robin Sinclair	DB	Washington State	152
6b	William Bryant	DB	Grambling	153
7	Ken Sawyer	DE	Syracuse	177
8	John McDaniel	WR	Lincoln	202
9	Ed Johnson	DE	Southern Methodist	231
10	Chuck Herd	WR	Penn State	256
11	Ed Kezirian	T	UCLA	281
12	Rudy McClinton	DB	Xavier (Ohio)	306
13	Ted Jorнов	LB	Iowa State	335
14	Mike Phillips	DE	Cornell	360
15	Isaac Jackson	RB	Kansas State	385
16	Daryl Bishop	DB	Kentucky	410
17	Jim Smith	RB	North Carolina Central	439

1975				
RD.	PLAYER	POS.	COLLEGE	SEL. #
1	Glenn Cameron	LB	Florida	14
2	Al Kreviss	T	Boston College	39
3a	Gary Burley	DE	Pittsburgh	55
3b	Gary Sheide	QB	Brigham Young	64
3c	Bo Harris	LB	Louisiana State	77
4	Stan Fritts	RB	North Carolina State	97
5a	Pat McNally	P/WR	Harvard	120
5b	Jeff West	P/TE	Cincinnati	122
6a	Tom Shuman	QB	Penn State	142
6b	Rollen Smith	CB	Arkansas	145
7	Chris Devlin	LB	Penn State	170
8	Ricky Davis	S	Alabama	195
9a	Greg Dubinetz	G	Yale	220
9b	Lofell Williams	WR/RB	Virginia Union	227
10	Rocky Felker	QB	Mississippi State	245
11	Marvin Cobb	CB	Southern California	276
12	Jack Novak	TE	Wisconsin	301
13	Ron Rosenberg	LB	Montana	326
14	Frank Haywood	DT	North Carolina State	351
15	Greg Enright	PK	Southern Oregon	376
16	John Tuttle	WR	Kansas State	401
17	Elvin Charity	CB	Yale	432

1976				
RD.	PLAYER	POS.	COLLEGE	SEL. #
1a	Billy Brooks	WR	Oklahoma	11
1b	Archie Griffin	RB	Ohio State	24
2a	Glenn Bujnoch	G	Texas A&M	38
2b	Chris Bahr	PK	Penn State	51
3a	Danny Reece	DB	Southern California	69
3b	Reggie Williams	LB	Dartmouth	82
4a	Tony Davis	RB	Nebraska	106
4b	Greg Fairchild	T/G	Tulsa	116
5a	Willie Shelby	DB/WR	Alabama	138
5b	Scott Perry	DB	Williams	147
6	Orlando Nelson	TE	Utah State	176
7a	Bob Bateman	QB	Brown	187
7b	Pete Rome	DB	Miami (Ohio)	192
7c	Ken Kuhn	LB	Ohio State	205
8	Ron Hunt	T	Oregon	232
9	Lonnice Algood	WR	Syracuse	259
10	Tom Klaban	K	Ohio State	287
11	Melvin Morgan	DB	Mississippi Valley State	314
12	Joe Dale Harris	WR	Alabama	340
13	Randy Walker	RB	Miami (Ohio)	371
14	Greg Coleman	P/PK	Florida A&M	398
15	Lynn Hieber	QB	Indiana (Pa.)	425
16	George Demopoulos	C	Miami (Fla.)	455
17	Scott Dannelley	T/G	Ohio State	482

1977				
RD.	PLAYER	POS.	COLLEGE	SEL. #
1a	Eddie Edwards	DT	Miami (Fla.)	3
1b	Wilson Whitley	DT	Houston	8
1c	Mike Cobb	TE	Michigan State	22
2	Pete Johnson	RB	Ohio State	49
3	Mike Voight	RB	North Carolina	76
4a	Rick Walker	TE	UCLA	85
4b	Mike Wilson	T	Georgia	103
4c	Jerry Anderson	CB	Oklahoma	105
5	Ray Phillips	LB	Nebraska	133
6	Tom Duniven	QB	Texas Tech	160
7a	Louis Breeden	DB	North Carolina Central	187
7b	Jim Corbett	TE	Pittsburgh	194
8	Jose Saint-Victor	G	Syracuse	214
9	Willie Zachary	WR	Central State (Ohio)	245
10	Bob Bialk	P	Hillsdale (Mich.)	272
11a	Joel Parrish	G	Georgia	292
11b	Carl Allen	DB	Southern Mississippi	299
12	Alex Percival	WR	Morehouse (Ga.)	326

1978				
RD.	PLAYER	POS.	COLLEGE	SEL. #
1a	Ross Browner	DL	Notre Dame	8
1b	Blair Bush	C	Washington	16
2a	Ray Griffin	CB	Ohio State	35
2b	Deacon Turner	RB	San Diego State	45
3a	Ted Vincent	DT	Wichita State	72
3b	Don Bass	WR	Houston	83
4	Dennis Law	WR	East Tennessee State	99
5a	Tom Dinkel	LB	Kansas	126
5b	Rob Hertel	QB	Southern California	131
6	Steve Geise	RB	Penn State	155
7a	Joe Branson	S	Livingstone (N.C.)	182
7b	Danny Bass	T	Elon (N.C.)	193
8	Bill Miller	T	Western Illinois	211
9	Ron Shuman	LB	Wichita State	238
10	Tom DePaso	LB	Penn State	267
11a	Calvin Prince	RB	Louisville	293
11b	Mark Donahue	G	Michigan	294
12	Kim Featsent	WR	Kent State	323



(Player history — drafts, continued)

1979

RD.	PLAYER	POS.	COLLEGE	SEL. #
1a	Jack Thompson	QB	Washington State	3
1b	Charles Alexander	RB	Louisiana State	*12
2	Dan Ross	TE	Northeastern	30
3	Barney Cotton	G	Nebraska	59
4a	James White	DT	Albany State	84
4b	Vaughn Lusby	CB	Arkansas	91
5	Casey Merrill	DE	California, Davis	113
6	Steve Kreider	WR	Lehigh	139
7	Max Montoya	T	UCLA	168
8	Howie Kurnick	LB	Cincinnati	194
9	Scott Burk	S	Oklahoma State	223
10	Nathan Poole	RB	Louisville	250
11	Ken Bungarda	DE	Missouri	278
12	Jim Browner	S	Notre Dame	304

\*NOTE: Cincinnati traded CB Lemar Parrish and DE Coy Bacon to Washington on June 26, 1978 for the Redskins' first-round pick in '79 (which ended up being No. 12 overall).

1980

RD.	PLAYER	POS.	COLLEGE	SEL. #
1	Anthony Munoz	T	Southern California	3
2	Kirby Criswell	LB	Kansas	31
3	Rod Horn	DL	Nebraska	59
4	Bill Glass	G	Baylor	86
5	Bryan Hicks	S	McNeese State	113
6a	Jo Jo Heath	KR/DB	Pittsburgh	141
6b	Andrew Melontree	LB	Baylor	159
7a	Ron Simpkins	LB	Michigan	167
7b	Gary Don Johnson	DT	Baylor	168
8	Mark Lyles	RB	Florida State	196
9	Greg Bright	S	Morehead State	224
10	Sandro Vitiello	K	Massachusetts	252
11	Alton Alexis	WR	Tulane	281
12	Mike Wright	QB	Vanderbilt	308

1981

RD.	PLAYER	POS.	COLLEGE	SEL. #
1	David Verser	WR	Kansas	10
2	Cris Collinsworth	WR	Florida	37
3	John Simmons	CB	Southern Methodist	64
4	Guy Frazier	LB	Wyoming	93
5	Benjie Pryor	TE	Pittsburgh	120
6	Rex Robinson	PK	Georgia	146
7	Jeff Schuh	LB	Minnesota	176
8	Bobby Kemp	S	Cal State-Fullerton	202
9a	Jim Hannula	OL	Northern Illinois	229
9b	Samoa Samoa	RB	Washington State	230
10	Hubert Simpson	RB	Tennessee	258
11	Robert Jackson	S	Central Michigan	285
12	Mark O'Connell	QB/K	Ball State	312

1982

RD.	PLAYER	POS.	COLLEGE	SEL. #
1	Glen Collins	DE	Mississippi State	26
2	Emanuel Weaver	NT	South Carolina	54
3	Rodney Holman	TE	Tulane	82
4	Rodney Tate	RB	Texas	110
5	Paul Sorensen	DB	Washington State	138
6	Arthur King	NT	Grambling	166
7	Ben Needham	LB	Michigan	194
8	Karl Yli-Renko	T	Cincinnati	222
9	James Bennett	WR	Northwestern State (La.)	250
10	Larry Hogue	CB	Utah State	278
11	Russell Davis	RB	Idaho	305
12	Dan Feraday	QB	Toronto	333

1983

RD.	PLAYER	POS.	COLLEGE	SEL. #
1	Dave Rimington	C	Nebraska	25
2	Ray Horton	CB	Washington	53
3	Jimmy Turner	CB	UCLA	81
4	Steve Maidlow	LB	Michigan State	109
5	Jeff Christensen	QB	Eastern Illinois	137
6a	Kiki DeAyala	LB	Texas	152
6b	Larry Kinnebrew	RB	Tennessee State	165
7	James Griffin	S	Middle Tennessee State	193
8	Mike Martin	WR	Illinois	221
9	Stanley Wilson	RB	Oklahoma	248
10	Tim Krumrie	NT	Wisconsin	276
11	Gary Williams	WR	Ohio State	304
12	Andre Young	LB	Bowling Green	332

1984

RD.	PLAYER	POS.	COLLEGE	SEL. #
1a	Ricky Hunley	LB	Arizona	7
1b	Pete Koch	DE	Maryland	*16
1c	Brian Blados	OL	North Carolina	*28
2	Boomer Esiason	QB	Maryland	38
3	Stanford Jennings	RB	Furman	62
4	John Farley	RB	Cal State-Sacramento	95
5	Barney Bussey	DB	South Carolina State	119
6	Don Kern	TE	Arizona State	150
7	Leo Barker	LB	New Mexico State	177
8	Bruce Reimers	T	Iowa State	204
9	Bruce Kozerski	OL	Holy Cross	231
10a	Aaron Jackson	LB	North Carolina	262
10b	Brent Ziegler	RB	Syracuse	265
11	Steve McKeaver	RB	Central State (Okla.)	289
12	Steve Racquet	LB	Holy Cross	316

\*NOTE: Cincinnati traded No. 1 selection to New England for the Nos. 16 and 28 picks. Cincinnati had obtained the No. 1 pick from a 1983 trade of QB Jack Thompson to Tampa Bay.

1985

RD.	PLAYER	POS.	COLLEGE	SEL. #
1a	Eddie Brown	WR	Miami (Fla.)	13
1b	Emanuel King	LB	Alabama	25
2	Carl Zander	LB	Tennessee	43
3	Sean Thomas	CB	Texas Christian	70
4	Anthony Tuggle	CB	Nicholls State	97
5a	Tony Degrate	NT	Texas Tech	127
5b	Lee Davis	CB	Mississippi	129
6a	Eric Stokes	T	Northeastern	148
6b	Keith Lester	TE	Murray State	154
7a	Kim Locklin	RB	New Mexico State	172
7b	Joe Walter	T	Texas Tech	181
8	Dave Strobel	LB	Iowa	211
9	Keith Cruise	DE	Northwestern	238
10	Bernard King	LB	Syracuse	265
11	Harold Stanfield	TE	Mississippi College	296
12	Louis Garza	T	New Mexico State	322

1986

RD.	PLAYER	POS.	COLLEGE	SEL. #
1a	Joe Kelly	LB	Washington	11
1b	Tim McGee	WR	Tennessee	21
2	Lewis Billups	CB	North Alabama	38
3a	Jim Skow	DE	Nebraska	58
3b	Mike Hammerstein	DE	Michigan	65
3c	David Fulcher	S	Arizona State	78
4a	Eric Kattus	TE	Michigan	91
4b	Doug Gaynor	QB	Cal State-Long Beach	99
5	Leon White	LB	Brigham Young	123
6	Gary Hunt	CB	Memphis State	152
7	Pat Franklin	RB	Southwest Texas State	177
8	David Douglas	T	Tennessee	204
9	Cary Whittingham	LB	Brigham Young	230
10	Jeff Shaw	NT	Salem College	262
11a	Tim Stone	T	Kansas State	289
11b	Tom Flaherty	LB	Northwestern	294
12	Steve Bradley	QB	Indiana	316

1987

RD.	PLAYER	POS.	COLLEGE	SEL. #
1	Jason Buck	DE	Brigham Young	17
2	Eric Thomas	CB	Tulane	49
3a	Leonard Bell	FS	Indiana	76
3b	Skip McClendon	DE	Arizona State	77
4	Jim Riggs	TE	Clemson	103
5a	Marc Logan	RB	Kentucky	130
5b	Greg Horne	P/PK	Arkansas	139
6	Sonny Gordon	FS	Ohio State	157
7	Chris Thatcher	G/C	Lafayette	188
8	Solomon Wilcots	CB	Colorado	215
9	Craig Raddatz	LB	Wisconsin	242
10	David McCluskey	RB	Georgia	269
11	Jim Wame	T	Arizona State	296
12	John Hollifield	RB	West Virginia	328

1988

RD.	PLAYER	POS.	COLLEGE	SEL. #
1	Rickey Dixon	CB	Oklahoma	5
2	Elbert "Ickey" Woods	RB	Nevada-Las Vegas	31
3	Kevin Walker	LB	Maryland	57
4	David Grant	NT	West Virginia	84
5	Herb Wester	T	Iowa	114
6	Paul Jetton	OL	Texas	141
7	Rich Romer	LB	Union (N.Y.)	168
8	Curtis Maxey	NT	Grambling	195
9	Brandy Wells	DB	Notre Dame	226
10	Ellis Dillahunt	DB	East Carolina	253
11	Paul Hickert	K	Murray State	280
12	Carl Parker	WR	Vanderbilt	307

1989

RD.	PLAYER	POS.	COLLEGE	SEL. #
1	(none)			
2a	Eric Ball	RB	UCLA	*35
2b	Freddie Childress	G	Arkansas	55
3	Erik Wilhelm	QB	Oregon State	83
4a	Kerry Owens	LB	Arkansas	*89
4b	Rob Woods	T	Arizona	111
5	Natu Tuiatagaloa	NT	California	138
6	Craig Taylor	RB	West Virginia	166
7	Kendal Smith	WR	Utah State	194
8	Chris Chenault	LB	Kentucky	222
9	Richard Stephens	T	Tulsa	250
10a	Cornell Holloway	CB	Pittsburgh	256
10b	Bob Jean	QB	New Hampshire	278
11	Dana Wells	NT	Arizona	306
12	Scott Jones	T	Washington	334

\*NOTE: Cincinnati traded the No. 27 selection to Atlanta for the Nos. 35, 89 and 256 picks.

1990

RD.	PLAYER	POS.	COLLEGE	SEL. #
1	James Francis	LB	Baylor	12
2	Harold Green	RB	South Carolina	38
3	Bernard Clark	LB	Miami (Fla.)	65
4	Mike Brennan	T	Notre Dame	91
5	Lynn James	WR	Arizona State	122
6	Don Odegard	CB	Nevada-Las Vegas	150
7	Craig Ogletree	LB	Auburn	177
8	Doug Wellsandt	TE	Washington State	204
9	Mitchell Price	CB	Tulane	234
10	Eric Crigler	T	Murray State	261
11	Tim O'Connor	T	Virginia	288
12	Andre Riley	WR	Washington	314

1991

RD.	PLAYER	POS.	COLLEGE	SEL. #
1	Alfred Williams	LB	Colorado	18
2	Lamar Rogers	DE	Auburn	52
3	Bob Dahl	DE	Notre Dame	72
4a	Donald Hollas	QB	Rice	99
4b	Rob Carpenter	WR	Syracuse	109
5	Mike Arthur	C	Texas A&M	130
6	Richard Fain	CB	Florida	157
7	Fernandus Vinson	S	North Carolina State	184
8	Mike Dingle	RB	South Carolina	211
9	Shane Garrett	WR	Texas A&M	241
10	Jim Lavin	G/T	Georgia Tech	263
11	Chris Smith	TE	Brigham Young	295
12	Antoine Bennett	CB	Florida A&M	322

1992

RD.	PLAYER	POS.	COLLEGE	SEL. #
1a	David Klingler	QB	Houston	*6
1b	Darryl Williams	S	Miami (Fla.)	*28
2	Carl Pickens	WR	Tennessee	31
3	Leonard Wheeler	CB	Troy State	84
4	Ricardo McDonald	LB	Pittsburgh	88
5	Craig Thompson	TE	North Carolina A&T	115
6	Chris Burns	DE	Middle Tennessee State	142
7	Lance Olberding	T	Iowa	172
8	Roosevelt Nix	DE	Central State (Ohio)	199
9	Ostell Miles	RB	Houston	226
10	Horace Smith	CB	Oregon Tech	256
11	John Earle	OL	Western Illinois	283
12	Eric Shaw	LB	Louisiana Tech	310

\*NOTE: Cincinnati traded the No. 5 selection to Washington for the No. 6 and No. 28 picks.

1993

RD.	PLAYER	POS.	COLLEGE	SEL. #
1	John Copeland	DE	Alabama	5
2	Tony McGee	TE	Michigan	37
3a	Steve Tovar	LB	Ohio State	59
3b	Ty Parten	DT	Arizona	63
4	Marcello Simmons	CB	Southern Methodist	90
5	Forey Duckett	CB	Nevada-Reno	117
6	Tom Scott	T	East Carolina	148
7	Lance Gunn	S	Texas	175
8	Doug Pelfrey	K	Kentucky	202

1994

RD.	PLAYER	POS.	COLLEGE	SEL. #
1	Dan Wilkinson	DT	Ohio State	1
2	Darnay Scott	WR	San Diego State	30
3a	Jeff Coltran	FB	Ohio State	66
3b	Steve Shine	LB	Northwestern	86
4	Corey Sawyer	CB	Florida State	104
5	Trent Pollard	T	Eastern Washington	132
6a	Kimo von Oelhoffen	DT	Boise State	162
6b	Jerry Reynolds	T	Nevada-Las Vegas	184
7	Ramondo Stallings	DE	San Diego State	195

(Player history — drafts, continued)

1995

RD.	PLAYER	POS.	COLLEGE	SEL. #
1	Ki-Jana Carter	RB	Penn State	*1
2	(none)			
3	Melvin Tuten	T	Syracuse	69
4	Sam Shade	S	Alabama	102
5	David Dunn	WR	Fresno State	139
6	Ryan Grigson	T	Purdue	175
7	John Walsh	QB	Brigham Young	213

\*NOTE: Cincinnati traded the No. 5 and No. 36 selections to Carolina for the No. 1 pick.

1996

RD.	PLAYER	POS.	COLLEGE	SEL. #
1	Willie Anderson	T	Auburn	10
2	Marco Battaglia	TE	Rutgers	39
3	Ken Blackman	G/T	Illinois	69
4	Jevon Langford	DE	Oklahoma State	108
5	Greg Myers	S	Colorado State	144
6	Tom Tumulty	LB	Pittsburgh	178
7	Rod Jones	G/T	Kansas	219

1997

RD.	PLAYER	POS.	COLLEGE	SEL. #
1	Reinard Wilson	LB	Florida State	14
2	Corey Dillon	RB	Washington	43
3	Rod Payne	C	Michigan	76
4	Tremain Mack	S	Miami (Fla.)	111
5	Andre Purvis	NT	North Carolina	144
6	Canute Curtis	LB	West Virginia	176
7	William Carr	NT	Michigan	217

1998

RD.	PLAYER	POS.	COLLEGE	SEL. #
1a	Takeo Spikes	LB	Auburn	13
1b	Brian Simmons	LB	North Carolina	*17
2	Artrell Hawkins	CB	Cincinnati	43
3a	Steve Foley	LB	Northeast Louisiana	75
3b	Mike Goff	G	Iowa	*78
4	Glen Steele	DL	Michigan	105
5	(none)			
6	Jason Tucker	WR	Texas Christian	167
7a	Marcus Parker	FB	Virginia Tech	202
7b	Damian Vaughn	TE	Miami (Ohio)	222

\*NOTE: Cincinnati traded DE Dan Wilkinson to Washington for the No. 17 and No. 78 picks, and traded the No. 135 pick to Indianapolis for QB Paul Justin.

1999

RD.	PLAYER	POS.	COLLEGE	SEL. #
1	Akili Smith	QB	Oregon	3
2	Charles Fisher	CB	West Virginia	33
3	Cory Hall	S	Fresno State	65
4	Craig Yeast	WR	Kentucky	98
5	Nick Luchey	FB	Miami (Fla.)	135
6	Kelly Gregg	NT	Oklahoma	173
7a	Tony Coats	G	Washington	209
7b	Scott Covington	QB	Miami (Fla.)	245
7c	Donald Broomfield	DE	Clemson	249

2000

RD.	PLAYER	POS.	COLLEGE	SEL. #
1	Peter Warrick	WR	Florida State	4
2	Mark Roman	CB	Louisiana State	34
3	Ron Dugans	WR	Florida State	66
4	Curtis Keaton	HB	James Madison	97
5	Robert Bean	CB	Mississippi State	133
6	Neil Rackers	K	Illinois	169
7	Brad St. Louis	TE-LS	Southwest Missouri State	210

2001

RD.	PLAYER	POS.	COLLEGE	SEL. #
1	Justin Smith	DE	Missouri	4
2	Chad Johnson	WR	Oregon State	36
3	Sean Brewer	TE	San Jose State	66
4	Rudi Johnson	HB	Auburn	100
5	Victor Leyva	G	Arizona State	135
6	Riall Johnson	LB	Stanford	168
7	T.J. Houshmandzadeh	WR	Oregon State	204

2002

RD.	PLAYER	POS.	COLLEGE	SEL. #
1	Levi Jones	OT	Arizona State	10
2	Lamont Thompson	FS	Washington State	41
3	Matt Schobel	TE	Texas Christian	*67
4	Travis Dorsch	K-P	Purdue	109
5	(none)			
6	Marquand Manuel	FS	Florida	181
7	Joey Evans	DE	North Carolina	219

\*NOTE: Cincinnati traded the No. 73 and No. 145 picks to Carolina for the No. 67 pick.

2003

RD.	PLAYER	POS.	COLLEGE	SEL. #
1	Carson Palmer	QB	Southern California	1
2	Eric Steinbach	G	Iowa	33
3	Kelley Washington	WR	Tennessee	65
4a	Dennis Weathersby	CB	Oregon State	98
4b	Jeremi Johnson	FB	Western Kentucky	118
5	Khalid Abdullah	OLB	Mars Hill	136
6	Langston Moore	DT	South Carolina	174
7a	Scott Kooistra	OT	North Carolina State	215
7b	Elton Patterson	DE	Central Florida	259

2004

RD.	PLAYER	POS.	COLLEGE	SEL. #
1	Chris Perry	HB	Michigan	*26
2a	Keiwan Ratliff	CB	Florida	49
2b	Madieu Williams	FS	Maryland	*56
3a	Caleb Miller	MLB	Arkansas	80
3b	Landon Johnson	OLB	Purdue	96
4a	Matthias Askew	DT	Michigan State	114
4b	Robert Geathers	DE	Georgia	*117
4c	Stacy Andrews	OT	Mississippi	*123
5	Maurice Mann	WR	Nevada	149
6	Greg Brooks	CB	Southern Mississippi	183
7	Casey Bramlet	QB	Wyoming	218

\*NOTE: Cincinnati traded the No. 17 pick to Denver for CB Deltina O'Neal and the No. 24 and No. 117 selections; Cincinnati later traded the No. 24 pick to St. Louis for the No. 26 and No. 123 choices. Cincinnati also traded HB Corey Dillon to New England for the No. 56 pick.

2005

RD.	PLAYER	POS.	COLLEGE	SEL. #
1	David Pollack	LB	Georgia	17
2	Odell Thurman	LB	Georgia	48
3	Chris Henry	WR	West Virginia	83
4	Eric Ghiaciuc	C	Central Michigan	119
5	Adam Kieft	OT	Central Michigan	153
6	Tab Perry	WR	UCLA	190
7	Jonathan Fanene	DE	Utah	233

2006

RD.	PLAYER	POS.	COLLEGE	SEL. #
1	Johnathan Joseph	CB	South Carolina	24
2	Andrew Whitworth	OL	Louisiana State	55
3	Frostee Rucker	DE	Southern California	91
4	Domata Peko	DT	Michigan State	123
5	A.J. Nicholson	LB	Florida State	157
6	Reggie McNeal	WR	Texas A&M	193
7a	Ethan Kilmer	S	Penn State	209
7b	Bernie Brazell	WR	Louisiana State	231
3-5	Ahmad Brooks	LB	Virginia	—

\*NOTE: Selected in third round of NFL Supplemental Draft

2007

RD.	PLAYER	POS.	COLLEGE	SEL. #
1	Leon Hall	CB	Michigan	18
2	Kenny Irons	HB	Auburn	49
3	(none)			
4	Marvin White	S	Texas Christian	114
5	Jeff Rowe	QB	Nevada	151
6	Matt Toeaina	DT	Oregon	187
7a	Dan Santucci	C	Notre Dame	230
7b	Chinedum Ndukwe	S	Notre Dame	253

2008

RD.	PLAYER	POS.	COLLEGE	SEL. #
1	Keith Rivers	LB	Southern California	9
2	Jerome Simpson	WR	Coastal Carolina	46
3a	Pat Sims	DT	Auburn	77
3b	Andre Caldwell	WR	Florida	97
4	Anthony Collins	OT	Kansas	112
5	Jason Shirley	DT	Fresno State	145
6a	Corey Lynch	S	Appalachian State	177
6b	Matt Sherry	TE	Villanova	207
7a	Angelo Craig	DE	Cincinnati	244
7b	Mario Urrutia	WR	Louisville	246

2009

RD.	PLAYER	POS.	COLLEGE	SEL. #
1	Andre Smith	OT	Alabama	6
2	Rey Mauluga	LB	Southern California	38
3a	Michael Johnson	DE	Georgia Tech	70
3b	Chase Coffman	TE	Missouri	98
4	Jonathan Luigs	C	Arkansas	106
5	Kevin Huber	P	Cincinnati	142
6a	Morgan Trent	CB	Michigan	179
6b	Bernard Scott	HB	Abilene Christian	209
7a	Fui Vakapuna	FB	Brigham Young	215
7b	Clinton McDonald	DT	Memphis	249
7c	Freddie Brown	WR	Utah	252

2010

RD.	PLAYER	POS.	COLLEGE	SEL. #
1	Jermaine Gresham	TE	Oklahoma	21
2	Carlos Dunlap	DE	Florida	54
3a	Jordan Shipley	WR	Texas	84
3b	Brandon Ghee	CB	Wake Forest	96
4a	Geno Atkins	DT	Georgia	120
4b	Rodrick Muckelroy	LB	Texas	131
5	Otis Hudson	G	Eastern Illinois	152
6	Dezmon Briscoe	WR	Kansas	191
7	Reggie Stephens	C	Iowa State	228

2011

RD.	PLAYER	POS.	COLLEGE	SEL. #
1	A.J. Green	WR	Georgia	4
2	Andy Dalton	QB	Texas Christian	35
3	Dontay Moch	LB	Nevada	66
4	Clint Boling	G	Georgia	101
5	Robert Sands	S	West Virginia	134
6	Ryan Whalen	WR	Stanford	167
7a	Korey Lindsey	CB	Southern Illinois	207
7b	Jay Finley	HB	Baylor	246

2012

RD.	PLAYER	POS.	COLLEGE	SEL. #
1a	Dre Kirkpatrick	CB	Alabama	*17
1b	Kevin Zeitler	G	Wisconsin	*27
2	Devon Still	DT	Penn State	53
3a	Mohamed Sanu	WR	Rutgers	83
3b	Brandon Thompson	DT	Clemson	*93
4	Orson Charles	TE	Georgia	116
5a	Shaun Prater	CB	Iowa	156
5b	Marvin Jones	WR	California	*166
5c	George Iloka	S	Boise State	*167
6	Dan Herron	HB	Ohio State	191

\*NOTE: The No. 17 pick (Round 1) was acquired by Cincinnati in a 10-18-11 trade with Oakland for QB Carson Palmer. Cincinnati traded the No. 21 pick (Round 1) to New England for the No. 27 (Round 1) and No. 93 picks (Round 3) on 4-26-12. The No. 166 pick (Round 5) was acquired by Cincinnati in a 7-29-11 trade with New England for WR Chad Johnson. The No. 167 pick (Round 5) was acquired by Cincinnati in a 4-12-12 trade with the N.Y. Giants for LB Keith Rivers. Cincinnati traded the No. 228 pick (Round 7) and CB David Jones to Jacksonville for S Reggie Nelson on 9-4-10.

2013

RD.	PLAYER	POS.	COLLEGE	SEL. #
1	Tyler Eifert	TE	Notre Dame	21
2a	Giovani Bernard	HB	North Carolina	*37
2b	Margus Hunt	DE	Southern Methodist	53
3	Shawn Williams	S	Georgia	84
4	Sean Porter	LB	Texas A&M	118
5	Tanner Hawkinson	G	Kansas	156
6a	Rex Burkhead	HB	Nebraska	190
6b	Cobi Hamilton	WR	Arkansas	*197
7a	Reid Fragel	OT	Ohio State	*240
7b	T.J. Johnson	C	South Carolina	*251

\*NOTE: The No. 37 pick (Round 2) was acquired by Cincinnati in a 10-18-11 trade with Oakland for QB Carson Palmer. The No. 197 pick (Round 6) was acquired by Cincinnati in a 7-29-11 trade with New England for WR Chad Johnson. Cincinnati traded the No. 227 pick (Round 7) to San Francisco for S Taylor Mays on 8-23-11. Cincinnati was awarded two compensatory picks: No. 240 (Round 7) and No. 251 (Round 7).

2014

RD.	PLAYER	POS.	COLLEGE	SEL. #
1	Darqueze Dennard	CB	Michigan State	24
2	Jeremy Hill	HB	Louisiana State	55
3	Will Clarke	DE	West Virginia	88
4	Russell Bodine	C	North Carolina	*111
5	AJ McCarron	QB	Alabama	164
6	Marquis Flowers	LB	Arizona	*212
7a	James Wright	WR	Louisiana State	239
7b	Lavelle Westbrooks	CB	Georgia Southern	*252

\*NOTE: Cincinnati traded the No. 123 pick (Round 4) and the No. 199 pick (Round 6) to Seattle for the No. 111 pick (Round 4). Cincinnati was awarded two compensatory picks: No. 212 (Round 6) and No. 252 (Round 7).

2015

RD.	PLAYER	POS.	COLLEGE	SEL. #
1	Cedric Ogbuehi	OT	Texas A&M	21
2	Jake Fisher	OT	Oregon	53
3a	Tyler Kroft	TE	Rutgers	85
3b	P.J. Dawson	LB	Texas Christian	*99
4a	Josh Shaw	CB	Southern California	120
4b	Marcus Hardison	DT	Arizona State	*135
5	C.J. Uzomah	TE	Auburn	157
6	Derron Smith	S	Fresno State	197
7	Mario Alford	WR	West Virginia	238

\*NOTE: Cincinnati was awarded two compensatory picks: No. 99 (Round 3) and No. 135 (Round 4).

2016

RD.	PLAYER	POS.	COLLEGE	SEL. #
1	William Jackson	CB	Houston	24
2	Tyler Boyd	WR	Pittsburgh	55
3	Nick Vigil	LB	Utah State	87
4	Andrew Billings	DT	Baylor	122
5	Christian Westerman	G	Arizona State	161
6	Cody Core	WR	Mississippi	199
7	Clayton Fejedelem	S	Illinois	245

PLAYER HISTORY — ALUMNI LIST

NONE: 2.

## RECORD: 3-11-0

DATE	W-L	SCORE	OPPONENT	ATTENDANCE
9-6-68	L	13-29	at San Diego	33,687
9-15-68	W	24-10	DENVER	25,049
9-22-68	W	34-23	BUFFALO	24,045
9-29-68	L	10-31	SAN DIEGO	28,642
10-6-68	L	7-10	at Denver	41,257
10-13-68	L	3-13	at Kansas City	47,096
10-20-68	L	22-24	MIAMI	25,942
10-27-68	L	10-31	at Oakland	37,083
11-3-68	L	17-27	HOUSTON	24,012
11-10-68	L	9-16	KANSAS CITY	25,537
11-17-68	W	38-21	at Miami	31,747
11-24-68	L	0-34	OAKLAND	27,116
12-1-68	L	14-33	at Boston	17,796
12-8-68	L	14-27	at N.Y. Jets	61,111
12-15-68			— BYE —	

TEAM STATISTICS	BENGALS	OPPONENTS
TOTAL FIRST DOWNS .....	171	275
Rushing .....	85	116
Passing .....	73	140
Penalty .....	13	19
3rd Down: Made-Att. ....	—	—
3rd Down Pct. ....	—	—
4th Down: Made-Att. ....	—	—
4th Down Pct. ....	—	—
POSSESSION AVG. ....	("NA)	("NA)
TOTAL NET YARDS .....	3426	4717
Avg. Per Game .....	244.7	336.9
Total Plays .....	772	916
Avg. Per Play .....	4.4	5.1
NET YARDS RUSHING .....	1807	2097
Avg. Per Game .....	129.1	149.8
Total Rushes .....	421	473
NET YARDS PASSING .....	1619	2620
Avg. Per Game .....	115.6	187.1
Sacked-Yards Lost .....	38-277	32-283
Gross Yards .....	1896	2903
Att.-Completions .....	313-167	411-212
Completion Pct. ....	53.4	51.6
Had Intercepted .....	11	10
PUNTS-AVG. ....	84-40.9	63-44.2
Net Punting Avg. ....	—	—
PENALTIES-YARDS .....	55-586	62-632
FUMBLES-BALLS LOST .....	27-10	19-9
TOUCHDOWNS .....	25	39
Rushing .....	14	13
Passing .....	8	25
Returns .....	3	—

SCORE BY PERIODS	1	2	3	4	OT	PTS
BENGALS.....	20	49	70	76	(**NA)	215
OPPONENTS.....	70	78	73	108	(**NA)	329

SCORING	TD	TD-R	TD-P	TD-R	PAT	FG	S	PTS
Dale Livingston.....0	0	0	0	0	20-20	13-26	0	59
Paul Robinson.....9	8	1	1	0	—	—	0	54
Essex Johnson.....3	3	0	0	—	—	0	0	18
Warren McVea.....3	1	2	0	—	—	0	0	18
Bob Trumpy.....3	0	3	0	—	—	—	0	18
Rod Sherman.....1	0	1	0	—	4-4	0-1	0	10
Estes Banks.....1	0	1	0	—	—	—	0	6
Al Beauchamp.....1	0	0	1	—	—	—	0	6
Jim Griffin.....1	0	0	1	—	—	—	0	6
Bobby Hunt.....1	1	0	0	—	—	—	0	6
Charlie King.....1	0	0	1	—	—	—	0	6
Tom Smiley.....1	1	0	0	—	—	—	0	6
Harry Gunner.....0	0	0	0	—	—	1	2	
BENGALS.....25	14	8	3	24-24	13-27	1	215	
OPPONENTS.....39	13	25	1	37-39	18-35	2	329	

Two-point conversions: None. BENGALS 0-1, OPPONENTS 0-0.

RUSHING	ATT	YDS	AVG	LG	TD
Paul Robinson.....	238	1023	4.3	871	8
Essex Johnson.....	26	178	6.8	411	3
Tom Smiley.....	63	146	2.3	11	1
Warren McVea.....	9	133	14.8	801	1
Estes Banks.....	34	131	3.9	20	0
Sam Wyche.....	12	74	6.2	21	0
Ron Lamb.....	17	44	2.6	17	0
Saint Saffold.....	1	21	21.0	21	0
Dewey Warren.....	4	17	4.3	12	0
Dale Livingston.....	1	11	11.0	11	0
Rex Keeling.....	1	10	10.0	10	0
Jess Phillips.....	1	7	7.0	7	0
Bobby Hunt.....	1	5	5.0	51	1
Ted Washington.....	1	4	4.0	4	0
Rod Sherman.....	1	3	3.0	3	0
John Stofa.....	10	1	0.1	13	0
Bob Trumphy.....	1	-1	-1.0	-1	0
BENGALS.....	421	1807	4.3	871	14
OPPONENTS.....	473	2097	4.4	37	13

RECEIVING	REC	YDS	AVG	LG	TD
Bob Trumpy.....	37	639	17.3	80t	3
Rod Sherman.....	31	374	12.1	27t	1
Paul Robinson.....	24	128	5.3	68t	1
Warren McVea.....	21	264	12.6	55t	2
Tom Smiley.....	19	86	4.5	17	0
Saint Saffold.....	16	172	10.8	25	0
Ken Herock.....	6	75	12.5	22	0
Ron Lamb.....	4	77	19.3	60	0
Estes Banks.....	4	15	3.8	13	1
Andre White.....	2	18	9.0	11	0
Essex Johnson.....	1	33	33.0	33	0
Bill Peterson.....	1	10	10.0	10	0
Sam Wyche.....	1	5	5.0	5	0
BENGALS.....	167	1896	11.4	80t	8
OPPONENTS.....	212	2903	13.7	58	25

INTERCEPTIONS	NO	YDS	AVG	LG	TD
Jess Phillips.....	3	26	8.7	23	0
Al Beauchamp.....	2	35	17.5	18	1
Charlie King.....	1	32	32.0	32	1
Harry Gunner.....	1	20	20.0	20	0
Fletcher Smith.....	1	16	16.0	16	0
Bobby Hunt.....	1	15	15.0	15	0
Sherrell Headrick.....	1	0	0.0	0	0
BENGALS.....	10	144	14.4	32	2
OPPONENTS.....	11	79	7.2	21	0

PUNTING	NO	YDS	AVG	NET	TB	IN-20	LG	BLK.
Dale Livingston.....	70	3036	43.4	—	2	—	66	0
Fletcher Smith.....	8	230	28.8	—	0	—	45	0
Rex Keeling.....	6	170	28.3	—	0	—	35	0
BENGALS.....	84	3436	40.9	—	2	—	66	0
OPPONENTS.....	63	2782	44.2	—	—	—	—	—

PUNT RETURNS	NO	FC	YDS	AVG	LG	TD
Essex Johnson.....	22	2	111	5.0	45	0
Jess Phillips.....	2	1	16	8.0	11	0
Phil Spiller.....	2	4	51	25.5	40	0
Monk Williams.....	2	0	14	7.0	13	0
Charlie King.....	1	0	3	3.0	3	0
Paul Robinson.....	1	0	1	1.0	1	0
BENGALS.....	30	7	196	6.5	45	0
OPPONENTS.....	41	—	252	6.1	—	0

KICKOFF RETURNS	NO	YDS	AVG	LG	TD
Warren McVea.....	14	310	22.1	30	0
Essex Johnson.....	14	266	19.0	31	0
Estes Banks.....	6	106	17.7	24	0
Monk Williams.....	5	112	22.4	33	0
Phil Spiller.....	5	91	18.2	28	0
Bill Peterson.....	3	80	26.7	30	0
Paul Robinson.....	3	58	19.3	22	0
Jess Phillips.....	1	23	23.0	23	0
Wayne McClure.....	1	11	11.0	11	0
Dennis Randall.....	1	11	11.0	11	0
Saint Saffold.....	1	0	0.0	0	0
BENGALS.....	54	1068	19.8	33	0
OPPONENTS.....	40	977	24.4	100	1

FIELD GOALS	1-19	20-29	30-39	40-49	50+
Dale Livingston.....	4-6	5-7	3-6	1-6	0-1
Rod Sherman .....	0-0	0-0	0-1	0-0	0-0
BENGALS .....	4-6	5-7	3-7	1-6	0-1

Dale Livingston: (35G, 22G), (49G, 43N), (30B, 32N, 11G, 39G), (41N, 21G, 37N), (44N, 52N), (15G), (19N), (49N, 37G), (28G, 42N, 16N), (29G, 23G, 16G, 28B, 27N), (12G), (—), (—), (—).

Rod Sherman: (—), (—), (—), (—), (—), (—), (—), (—), (—), (—), (—), (—), (—), (—), (32N).

PASSING	ATT	CMP	YDS	CMP%	YDS/ATT	TD	TD%	INT	INT%	LG	SKD-YDS	RAT
John Stofa.....	177	85	896	48.0	5.06	5	2.8	5	2.8	60	17-140	60.8
Dewey Warren.....	80	47	506	58.8	6.33	1	1.3	4	5.0	451	10-69	60.7
Sam Wyche.....	55	35	494	63.6	8.98	2	3.6	2	3.6	801	11-68	89.6
Rex Keeling.....	1	0	0	0.0	0.00	0	0.0	0	0.0	—	0-0	39.5
BENGALS.....	313	167	1896	53.4	6.06	8	2.6	11	3.5	801	38-277	65.7
OPPONENTS.....	411	212	2903	51.6	7.06	25	6.1	10	2.4	58	32-283	84.6

OFFENSE		DEFENSE	
SE	Warren McVea,	LDE	Jim Griffin
	Saint Safford	LDI	Andy Rice
LOT	Ernie Wright	RDT	Bill Slaley
LG	Dave Middendorf	RDE	Harry Gunner
C	Bob Johnson	LLB	Al Beauchamp
RG	Pat Matson	MLB	Sherrell Headrick
ROT	Howard Fest	RLB	Frank Buncom
TE	Bob Trumpy	LHB	Fletcher Smith
FL	Rod Sherman	RHB	Charlie King
QB	John Stofa	LS	Jess Phillips
RB	Paul Robinson	RS	Bobby Hunt
RB	Tom Smiley		

DEFENSE	ST	AT	TT	SKS-YDS	INT-YDS	PD	FF	FR-YDS
(NA***).....	—	—	—	—	—	—	—	—

\* NOTE: Time of possession was not recorded until 1977.

**\*\* NOTE:** Overtime was not employed for regular-season games in the AFL.

\*\*\* NOTE: Regular-season defensive statistics were not kept regularly until 1976.

# 1969 STATISTICS

RECORD: 4-9-1

HEAD COACH: PAUL BROWN

DATE	W-L	SCORE	OPPONENT	ATTENDANCE
9-14-69	W	27-21	MIAMI	25,335
9-21-69	W	34-20	SAN DIEGO	26,243
9-28-69	W	24-19	KANSAS CITY	27,812
10-4-69	L	14-21	at San Diego	52,748
10-12-69	L	7-21	N.Y. JETS	27,927
10-19-69	L	23-30	DENVER	27,920
10-26-69	L	22-42	at Kansas City	50,934
11-2-69	W	31-17	OAKLAND	27,927
11-9-69	T	31-31	at Houston	45,298
11-16-69	L	14-25	BOSTON	25,913
11-23-69	L	7-40	at N.Y. Jets	62,128
11-30-69	L	13-16	at Buffalo	35,122
12-7-69	L	17-37	at Oakland	54,427
12-14-69	L	16-27	at Denver	42,198

TEAM STATISTICS	BENGALS	OPPONENTS
TOTAL FIRST DOWNS.....	172	278
Rushing.....	66	135
Passing.....	95	130
Penalty.....	11	13
3rd Down: Made-Att.....	—	—
3rd Down Pct.....	—	—
4th Down: Made-Att.....	—	—
4th Down Pct.....	—	—
POSSESSION AVG.....	(NA)	(NA)
TOTAL NET YARDS.....	3868	5337
Avg. Per Game.....	276.3	381.2
Total Plays.....	728	935
Avg. Per Play.....	5.3	5.7
NET YARDS RUSHING.....	1523	2651
Avg. Per Game.....	108.8	189.4
Total Rushes.....	363	523
NET YARDS PASSING.....	2345	2686
Avg. Per Game.....	167.5	191.9
Sacked-Yards Lost.....	57-375	16-180
Gross Yards.....	2720	2866
Att.-Completions.....	308-163	396-205
Completion Pct.....	52.9	51.8
Had Intercepted.....	15	21
PUNTS-AVG.....	85-38.8	55-41.4
Net Punting Avg.....	—	—
PENALTIES-YARDS.....	50-556	72-824
FUMBLES-BALLS LOST.....	30-25	19-16
TOUCHDOWNS.....	33	42
Rushing.....	10	13
Passing.....	22	24
Returns.....	1	5

SCORE BY PERIODS	1	2	3	4	OT	PTS
BENGALS.....	48	92	72	68	(NA)	280
OPPONENTS.....	78	130	68	91	(NA)	367

SCORING	TD	TD-R	TD-P	TD-RT	PAT	FG	S	PTS
Horst Muhlmann.....	0	0	0	0	32-33	16-24	0	80
Bob Trumpy.....	9	0	9	0	—	—	0	54
Eric Crabtree.....	7	0	7	0	—	—	0	42
Paul Robinson.....	4	4	0	0	—	—	0	24
Speedy Thomas.....	4	1	3	0	—	—	0	24
Jess Phillips.....	3	3	0	0	—	—	0	18
Chip Myers.....	2	0	2	0	—	—	0	12
Greg Cook.....	1	1	0	0	—	—	0	6
Bruce Coslet.....	1	0	1	0	—	—	0	6
Harry Gunner.....	1	0	0	1	—	—	0	6
Sam Wyche.....	1	1	0	0	—	—	0	6
(team).....	—	—	—	—	—	—	1	2
BENGALS.....	33	10	22	1	32-33	16-24	1	280
OPPONENTS.....	42	13	24	5	41-42	24-46	1	367

Two-point conversions: None. BENGALS 0-0, OPPONENTS 0-0.

RUSHING	ATT	YDS	AVG	LG	TD
Jess Phillips.....	118	578	4.9	83	3
Paul Robinson.....	160	489	3.1	24	4
Greg Cook.....	25	148	5.9	30	1
Sam Wyche.....	12	107	8.9	22	1
Clem Turner.....	23	105	4.6	34	0
Essex Johnson.....	15	54	3.6	13	0
Dale Livingston.....	1	18	18.0	18	0
Speedy Thomas.....	4	16	4.0	16t	1
Ron Lamb.....	5	8	1.6	7	0
BENGALS.....	363	1523	4.2	83	10
OPPONENTS.....	523	2651	5.1	80t	13

RECEIVING	REC	YDS	AVG	LG	TD
Eric Crabtree.....	40	855	21.4	73t	7
Bob Trumpy.....	37	835	22.6	80t	9
Speedy Thomas.....	33	481	14.6	62	3
Paul Robinson.....	20	104	5.2	25	0
Jess Phillips.....	13	128	9.8	31	0
Chip Myers.....	10	205	20.5	50	2
Clem Turner.....	5	14	2.8	8	0
Ken Riley.....	2	15	7.5	17	0
Tommie Smith.....	1	41	41.0	41	0
Bruce Coslet.....	1	39	39.0	39t	1
Essex Johnson.....	1	3	3.0	3	0
BENGALS.....	163	2720	16.7	80t	22
OPPONENTS.....	205	2866	14.0	71	24

INTERCEPTIONS	NO	YDS	AVG	LG	TD
Fletcher Smith.....	4	67	16.8	29	0
Bobby Hunt.....	4	66	16.5	27	0
Ken Riley.....	4	66	16.5	66	0
Bill Peterson.....	4	23	5.8	17	0
Bill Bergey.....	2	62	31.0	58	0
Harry Gunner.....	1	70	70.0	70t	1
Al Beauchamp.....	1	8	8.0	8	0
John Guillory.....	1	0	0.0	0	0
BENGALS.....	21	362	17.2	70t	1
OPPONENTS.....	15	239	16.0	53	0

PUNTING	NO	YDS	AVG	NET	TB	IN-20	LG	BLK.
Dale Livingston.....	70	2769	39.6	—	5	—	55	1
Terry Swanson.....	12	459	38.3	—	1	—	55	0
Horst Muhlmann.....	2	38	19.0	—	0	—	38	1
Ron Lamb.....	1	29	29.0	—	0	—	29	0
BENGALS.....	85	3295	38.8	—	6	—	55	2
OPPONENTS.....	55	2275	41.4	—	—	—	57	—

PUNT RETURNS	NO	FC	YDS	AVG	LG	TD
Essex Johnson.....	17	6	85	5.0	17	0
Speedy Thomas.....	4	3	15	3.8	12	0
Al Coleman.....	1	0	0	0.0	0	0
John Guillory.....	1	0	0	0.0	0	0
Charlie King.....	0	0	35	—	35	0
Jack Gehrke.....	0	1	0	—	0	0
BENGALS.....	23	10	135	5.9	35	0
OPPONENTS.....	39	—	297	7.6	—	0

KICKOFF RETURNS	NO	YDS	AVG	LG	TD
Essex Johnson.....	16	362	22.6	51	0
Ken Riley.....	14	334	23.9	40	0
John Guillory.....	8	170	21.3	28	0
Paul Robinson.....	5	168	33.6	74	0
Ron Lamb.....	5	64	12.8	19	0
Jess Phillips.....	3	52	17.3	29	0
Clem Turner.....	3	15	5.0	13	0
Harry Gunner.....	1	0	0.0	0	0
BENGALS.....	55	1165	21.2	74	0
OPPONENTS.....	39	1065	27.3	105t	1

FIELD GOALS	1-19	20-29	30-39	40-49	50+
Horst Muhlmann.....	6-6	5-5	3-4	1-3	1-6
BENGALS.....	6-6	5-5	3-4	1-3	1-6

Horst Muhlmann: (21G, 21G), (17G, 59B, 50N, 23G), (38G), (50B), (51N, 47N), (10G), (35G, 27G), (16G, 37N), (18G), (55N), (—), (16G, 45N, 26G), (50G), (30G, 14G, 43G).

PASSING	ATT	CMP	YDS	CMP%	YDS/ATT	TD	TD%	INT	INT%	LG	SKD-YDS	RAT
Greg Cook.....	197	106	1854	53.8	9.41	15	7.6	11	5.6	78t	29-195	88.3
Sam Wyche.....	108	54	838	50.0	7.76	7	6.5	4	3.7	80t	28-180	82.3
Dale Livingston.....	2	2	15	100.0	7.50	0	0.0	0	0.0	17	0-0	97.9
Jack Gehrke.....	1	1	13	100.0	13.00	0	0.0	0	0.0	13	0-0	118.8
BENGALS.....	308	163	2720	52.9	8.83	22	7.1	15	4.9	80t	57-375	86.5
OPPONENTS.....	396	205	2866	51.8	7.24	24	6.1	21	5.3	71	16-180	73.5

## USUAL STARTERS

OFFENSE	DEFENSE
WR Eric Crabtree	LDE Royce Berry
LOT Ernie Wright	LDT Andy Rice
LG Ernie Park	RDT Bill Staley
C Bob Johnson	RDE Steve Chomyszak
RG Pat Matson,	LLB Al Beauchamp
Guy Dennis	MLB Bill Bergey
ROT Howard Fest	RLB Bill Peterson
TE Bob Trumpy	LCB Fletcher Smith
WR Speedy Thomas	RCB Ken Riley
QB Greg Cook	LS Al Coleman
RB Paul Robinson	RS Bobby Hunt
RB Jess Phillips	

DEFENSE	ST	AT	TT	SKS-YDS	INT-YDS	PD	FF	FR-YDS
(NA)**)	—	—	—	—	—	—	—	—

\* NOTE: Time of possession was not recorded until 1977.

\*\* NOTE: Overtime was not employed for regular-season games in the AFL.

\*\*\* NOTE: Regular-season defensive statistics were not kept regularly until 1976.



# 1970 STATISTICS

RECORD: 8-6-0

HEAD COACH: PAUL BROWN  
(BENGALS WON AFC CENTRAL DIVISION; SEE POSTSEASON  
PORTION OF TEAM HISTORY SECTION FOR POSTSEASON STATS)

DATE	W-L	SCORE	OPPONENT	ATTENDANCE
9-20-70	W	31-21	OAKLAND	56,616
9-27-70	L	3-38	at Detroit	58,202
10-4-70	L	13-20	HOUSTON	55,094
10-11-70	L	27-30	at Cleveland	83,520
10-18-70	L	19-27	KANSAS CITY	57,265
10-25-70	L	0-20	at Washington	50,415
11-2-70	L	10-21	at Pittsburgh	38,968
11-8-70	W	43-14	at Buffalo	43,587
11-15-70	W	14-10	CLEVELAND	60,007
11-22-70	W	34-7	PITTSBURGH	59,276
11-29-70	W	26-6	NEW ORLEANS	59,342
12-6-70	W	17-14	at San Diego	41,461
12-13-70	W	30-20	at Houston	34,435
12-20-70	W	45-7	BOSTON	60,157

TEAM STATISTICS	BENGALS	OPPONENTS
TOTAL FIRST DOWNS.....	210	236
Rushing.....	100	87
Passing.....	97	131
Penalty.....	13	18
3rd Down: Made-Att.....	—	—
3rd Down Pct.....	—	—
4th Down: Made-Att.....	—	—
4th Down Pct.....	—	—
POSSESSION AVG.....	(*NA)	(*NA)
TOTAL NET YARDS.....	3927	4178
Avg. Per Game.....	280.5	298.4
Total Plays.....	831	874
Avg. Per Play.....	4.7	4.8
NET YARDS RUSHING.....	2057	1543
Avg. Per Game.....	146.9	110.2
Total Rushes.....	461	418
NET YARDS PASSING.....	1870	2635
Avg. Per Game.....	133.6	188.2
Sacked-Yards Lost.....	31-227	28-250
Gross Yards.....	2097	2885
Att.-Completions.....	339-172	428-209
Completion Pct.....	50.7	48.8
Had Intercepted.....	11	23
PUNTS-AVG.....	79-46.2	80-43.8
Net Punting Avg.....	—	—
PENALTIES-YARDS.....	71-831	81-784
FUMBLES-BALLS LOST.....	22-12	28-16
TOUCHDOWNS.....	34	31
Rushing.....	11	11
Passing.....	12	18
Returns.....	6	2

SCORE BY PERIODS	1	2	3	4	OT	PTS
BENGALS.....	56	111	85	60	(*NA)	312
OPPONENTS.....	49	82	52	72	(*NA)	255

SCORING	TD	TD-R	TD-P	TD-R	PAT	FG	S	PTS
Horst Muhlmann.....	0	0	0	0	33-33	25-37	0	108
Paul Robinson.....	7	6	1	0	—	—	0	42
Jess Phillips.....	5	4	1	0	—	—	0	30
Essex Johnson.....	4	2	2	0	—	—	0	24
Lemar Parrish.....	3	0	0	3	—	—	0	18
Royce Berry.....	2	0	0	2	—	—	0	12
Virgil Carter.....	2	2	0	0	—	—	0	12
Eric Crabtree.....	2	0	2	0	—	—	0	12
Speedy Thomas.....	2	0	2	0	—	—	0	12
Bob Trumpy.....	2	0	2	0	—	—	0	12
Sam Wyche.....	2	2	0	0	—	—	0	12
Al Beauchamp.....	1	0	0	1	—	—	0	6
Bruce Coslet.....	1	0	1	0	—	—	0	6
Chip Myers.....	1	0	1	0	—	—	0	6
BENGALS.....	34	16	12	6	33-34	25-37	0	312
OPPONENTS.....	31	11	18	2	31-31	12-24	1	255

Two-point conversions: (NA\*\*).

PASSING	ATT	CMP	YDS	CMP%	YDS/ATT	TD	TD%	INT	INT%	LG	SKD-YDS	RAT
Virgil Carter.....	278	143	1647	51.4	5.92	9	3.2	9	3.2	56t	21-154	66.9
Sam Wyche.....	57	26	411	45.6	7.21	3	5.3	2	3.5	51t	10-73	73.1
Dave Lewis.....	4	3	39	75.0	9.75	0	0.0	0	0.0	18	0-0	105.2
BENGALS.....	339	172	2097	50.7	6.19	12	3.5	11	3.2	56t	31-227	68.4
OPPONENTS.....	428	209	2885	48.8	6.74	18	4.2	23	5.4	87t	28-250	62.5

## USUAL STARTERS

OFFENSE	DEFENSE
WR Eric Crabtree,	LDE Royce Berry
Chip Myers	LDT Mike Reid
LOT Ernie Wright	RDT Steve Chomyszak
LG Rufus Mayes	RDE Ron Carpenter
C Bob Johnson	LLB Al Beauchamp
RG Pat Matson	MLB Bill Bergey
ROT Mike Wilson	RLB Ken Avery
TE Bob Trumpy	LCB Lemar Parrish
WR Speedy Thomas	RCB Ken Riley
QB Virgil Carter	LS Fletcher Smith
RB Paul Robinson	RS Ken Dyer,
RB Jess Phillips	Al Coleman

DEFENSE	ST	AT	TT	SKS-YDS	INT-YDS	PD	FF	FR-YDS
(NA*).....	—	—	—	—	—	—	—	—

RUSHING	ATT	YDS	AVG	LG	TD
Jess Phillips.....	163	648	4.0	76t	4
Paul Robinson.....	149	622	4.2	26t	6
Essex Johnson.....	65	273	4.2	26	2
Virgil Carter.....	34	246	7.2	73	2
Sam Wyche.....	19	118	6.2	23	2
Doug Dressler.....	18	77	4.3	17	0
Ron Lamb.....	6	35	5.8	16	0
Eric Crabtree.....	3	23	7.7	16	0
Dave Lewis.....	2	8	4.0	7	0
Speedy Thomas.....	2	7	3.5	13	0
BENGALS.....	461	2057	4.5	76t	16
OPPONENTS.....	418	1543	3.7	36	11

RECEIVING	REC	YDS	AVG	LG	TD
Chip Myers.....	32	542	16.9	56t	1
Jess Phillips.....	31	124	4.0	17	1
Bob Trumpy.....	29	480	16.6	53t	2
Speedy Thomas.....	21	257	12.2	27	2
Eric Crabtree.....	19	231	12.2	29	2
Paul Robinson.....	17	175	10.3	27	1
Essex Johnson.....	15	190	12.7	51t	2
Bruce Coslet.....	8	98	12.3	24	1
BENGALS.....	172	2097	12.2	56t	12
OPPONENTS.....	209	2885	13.8	87t	18

INTERCEPTIONS	NO	YDS	AVG	LG	TD
Lemar Parrish.....	5	28	5.6	19	0
Ken Riley.....	4	17	4.3	14	0
Ken Dyer.....	3	45	15.0	22	0
Bill Bergey.....	3	35	11.7	26	0
Kenny Graham.....	3	31	10.3	31	0
Fletcher Smith.....	3	17	5.7	17	0
Ken Avery.....	1	5	5.0	5	0
Al Beauchamp.....	1	2	2.0	2	0
BENGALS.....	23	180	7.8	31	0
OPPONENTS.....	11	150	13.6	37	0

PUNTING	NO	YDS	AVG	NET	TB	IN-20	LG	BLK.
Dave Lewis.....	79	3651	46.2	—	9	—	63	0
BENGALS.....	79	3651	46.2	—	9	—	63	0
OPPONENTS.....	80	3505	43.8	—	—	—	61	—

PUNT RETURNS	NO	FC	YDS	AVG	LG	TD
Lemar Parrish.....	23	15	194	8.4	79t	1
Essex Johnson.....	7	1	72	10.3	36	0
Speedy Thomas.....	4	10	20	5.0	11	0
Kenny Graham.....	1	2	41	41.0	41	0
Paul Robinson.....	1	0	0	0.0	0	0
Fletcher Smith.....	1	0	0	0.0	0	0
BENGALS.....	37	28	327	8.8	79t	1
OPPONENTS.....	48	11	392	8.2	63t	2

KICKOFF RETURNS	NO	YDS	AVG	LG	TD
Lemar Parrish.....	16	482	30.1	95t	1
Paul Robinson.....	14	363	25.9	36	0
Essex Johnson.....	3	68	22.7	31	0
Doug Dressler.....	4	48	12.0	22	0
Ron Lamb.....	2	41	20.5	21	0
BENGALS.....	39	1002	25.7	95t	1
OPPONENTS.....	33	774	23.5	51	0

FIELD GOALS	1-19	20-29	30-39	40-49	50+
Horst Muhlmann.....	4-4	5-7	9-11	3-9	4-6
BENGALS.....	4-4	5-7	9-11	3-9	4-6

Horst Muhlmann: (43N, 38G, 51N), (35G), (51G, 36G, 23B), (23G, 39N, 50G), (35N, 42G, 22N, 47N, 50G), (52N), (43G, 47N), (36G, 43G, 22G, 30G, 13G), (—), (13G, 17G), (11G, 35G, 34G, 22G, 49N), (45N, 40B, 53G), (25G, 30G, 25G), (37G).

\* NOTE: Time of possession was not recorded until 1977.

\*\* NOTE: Overtime was not employed for regular-season games in the NFL until 1974.

\*\*\* NOTE: The two-point conversion was not instituted in the NFL until 1994.

▲ NOTE: Regular-season defensive statistics were not kept regularly until 1976.

# 1971 STATISTICS

RECORD: 4-10-0

HEAD COACH: PAUL BROWN

DATE	W-L	SCORE	OPPONENT	ATTENDANCE
9-19-71	W	37-14	PHILADELPHIA	55,880
9-26-71	L	10-21	at Pittsburgh	48,448
10-3-71	L	17-20	at Green Bay	56,263
10-10-71	L	13-23	MIAMI	60,099
10-17-71	L	24-27	CLEVELAND	60,284
10-24-71	L	27-31	at Oakland	54,699
10-31-71	L	6-10	at Houston	37,947
11-7-71	L	6-9	ATLANTA	59,604
11-14-71	W	24-10	at Denver	51,200
11-21-71	W	28-13	HOUSTON	59,390
11-28-71	W	31-0	SAN DIEGO	59,580
12-5-71	L	27-31	at Cleveland	82,705
12-12-71	L	13-21	PITTSBURGH	60,022
12-19-71	L	21-35	at N.Y. Jets	63,151

TEAM STATISTICS	BENGALS	OPPONENTS
TOTAL FIRST DOWNS	236	213
Rushing	109	93
Passing	115	102
Penalty	12	18
3rd Down: Made-Att.	—	—
3rd Down Pct.	—	—
4th Down: Made-Att.	—	—
4th Down Pct.	—	—
POSSESSION AVG.	(NA)	(NA)
TOTAL NET YARDS	4266	3906
Avg. Per Game	304.7	279.0
Total Plays	867	811
Avg. Per Play	4.9	4.8
NET YARDS RUSHING	2142	1778
Avg. Per Game	153.0	127.0
Total Rushes	462	446
NET YARDS PASSING	2124	2128
Avg. Per Game	151.7	152.0
Sacked-Yards Lost	40-303	30-254
Gross Yards	2427	2382
Att.-Completions	365-214	335-157
Completion Pct.	58.6	46.9
Had Intercepted	11	27
PUNTS-AVG.	73-44.7	73-40.9
Net Punting Avg.	—	—
PENALTIES-YARDS	82-921	72-722
FUMBLES-BALLS LOST	29-12	21-12
TOUCHDOWNS	32	32
Rushing	14	11
Passing	15	19
Returns	3	2

SCORE BY PERIODS	1	2	3	4	OT	PTS
BENGALS	58	64	91	71	(NA)	284
OPPONENTS	44	71	48	102	(NA)	265

SCORING	TD	TD-R	TD-P	TD-RT	PAT	FG	S	PTS
Horst Muhlmann	0	0	0	0	31-31	20-36	0	91
Fred Willis	7	7	0	0	—	—	0	42
Essex Johnson	6	4	2	0	—	—	0	36
Bruce Coslet	4	0	4	0	—	—	0	24
Bob Trumpy	3	0	3	0	—	—	0	18
Eric Crabtree	2	0	2	0	—	—	0	12
Lemar Parrish	2	0	0	2	—	—	0	12
Speedy Thomas	2	0	2	0	—	—	0	12
Ken Anderson	1	1	0	0	—	—	0	6
Al Beauchamp	1	0	0	1	—	—	0	6
Doug Dressler	1	1	0	0	—	—	0	6
Chip Myers	1	0	1	0	—	—	0	6
Jess Phillips	1	0	1	0	—	—	0	6
Paul Robinson	1	1	0	0	—	—	0	6
Virgil Carter	0	0	0	0	^1	—	0	1
BENGALS	32	14	15	3	32-32	20-36	0	284
OPPONENTS	32	11	19	2	31-32	14-22	0	265

\*PAT scored on a run.

Two-point conversions: (NA\*\*).

RUSHING	ATT	YDS	AVG	LG	TD
Fred Willis	135	590	4.4	36	7
Essex Johnson	85	522	6.1	86t	4
Jess Phillips	94	420	4.5	31	0
Paul Robinson	49	213	4.3	17	1
Doug Dressler	54	204	3.8	13	1
Ken Anderson	22	125	5.7	16	1
Virgil Carter	8	42	5.3	19	0
Ron Lamb	5	13	2.6	7	0
Sandy Durko	1	7	7.0	7	0
Dave Lewis	6	6	1.0	9	0
Eric Crabtree	1	1	1.0	1	0
Speedy Thomas	2	-1	-0.5	0	0
BENGALS	462	2142	4.6	86t	14
OPPONENTS	446	1778	4.0	63t	11

RECEIVING	REC	YDS	AVG	LG	TD
Bob Trumpy	40	531	13.3	44	3
Chip Myers	27	286	10.6	20	1
Fred Willis	24	223	9.3	29	0
Speedy Thomas	22	327	14.9	90t	2
Jess Phillips	22	125	5.7	19	1
Bruce Coslet	21	356	17.0	71t	4
Doug Dressler	19	145	7.6	26	0
Essex Johnson	14	258	18.4	67t	2
Eric Crabtree	14	102	7.3	22	2
Paul Robinson	8	47	5.9	16	0
Ed Marshall	2	18	9.0	10	0
Mike Kelly	1	9	9.0	9	0
BENGALS	214	2427	11.3	90t	15
OPPONENTS	157	2382	15.2	74t	19

INTERCEPTIONS	NO	YDS	AVG	LG	TD
Lemar Parrish	7	105	15.0	65t	1
Al Beauchamp	6	53	8.8	18t	1
Ken Riley	5	22	4.4	21	0
Sandy Durko	4	46	11.5	25	0
Bill Bergey	1	16	16.0	16	0
Bill Peterson	1	16	16.0	16	0
Al Coleman	1	15	15.0	15	0
Neal Craig	1	0	0.0	0	0
Fletcher Smith	1	0	0.0	0	0
BENGALS	27	273	10.1	65t	2
OPPONENTS	11	219	19.9	48t	1

PUNTING	NO	YDS	AVG	NET	TB	IN-20	LG	BLK.
Dave Lewis	72	3229	44.8	—	8	—	56	0
Doug Dressler	1	34	34.0	—	0	—	34	0
BENGALS	73	3263	44.7	—	8	—	56	0
OPPONENTS	73	2988	40.9	—	—	—	—	—

PUNT RETURNS	NO	FC	YDS	AVG	LG	TD
Lemar Parrish	12	9	93	7.8	47	0
Sandy Durko	6	11	14	2.3	7	0
Speedy Thomas	4	4	10	2.5	7	0
Essex Johnson	3	5	28	9.3	14	0
BENGALS	25	29	145	5.8	47	0
OPPONENTS	41	—	304	7.4	—	1

KICKOFF RETURNS	NO	YDS	AVG	LG	TD
Paul Robinson	18	335	18.6	37	0
Lemar Parrish	13	296	22.8	30	0
Fred Willis	4	81	20.3	32	0
Jess Phillips	2	49	24.5	31	0
Ron Lamb	2	42	21.0	25	0
Essex Johnson	2	40	20.0	21	0
Doug Dressler	1	20	20.0	20	0
Mike Kelly	1	0	0.0	0	0
BENGALS	43	863	20.1	37	0
OPPONENTS	39	1024	26.3	—	0

FIELD GOALS	1-19	20-29	30-39	40-49	50+
Horst Muhlmann	6-6	5-8	4-9	4-10	1-3
BENGALS	6-6	5-8	4-9	4-10	1-3

Horst Muhlmann: (26G, 34N, 36G, 35G), (45N, 33G, 51N), (26G), (16G, 27N, 9G), (12G), (11G, 37B, 36G), (45G, 46G, 27N, 32N), (30N, 51G, 24G), (14G, 48N), (—), (40G, 35N, 43N), (52N, 46G, 24G), (27N, 18G, 22G), (43N, 49N, 44N).

PASSING	ATT	CMP	YDS	CMP%	YDS/ATT	TD	TD%	INT	INT%	LG	SKD-YDS	RAT
Virgil Carter	222	138	1624	62.2	7.32	10	4.5	7	3.2	90t	13-122	86.2
Ken Anderson	131	72	777	55.0	5.93	5	3.8	4	3.1	44	23-159	72.6
Dave Lewis	10	3	18	30.0	1.80	0	0.0	0	0.0	13	4-22	39.6
Fred Willis	2	1	8	50.0	4.00	0	0.0	0	0.0	8	0-0	60.4
BENGALS	365	214	2427	58.6	6.65	15	4.1	11	3.0	90t	40-303	79.8
OPPONENTS	335	157	2382	46.9	7.11	19	5.7	27	8.1	74t	30-254	56.1

## USUAL STARTERS

OFFENSE	DEFENSE
WR Eric Crabtree,	LDE Royce Berry
Chip Myers	LDT Mike Reid
LOT Ernie Wright,	RDT Steve Chomyszak
Rufus Mayes	RDE Ron Carpenter
LG Howard Fest	LLB Al Beauchamp
C Bob Johnson	MLB Bill Bergey
RG Pat Matson	RLB Ken Avery
ROT Vernon Holland	LCB Lemar Parrish
TE Bob Trumpy,	RCB Ken Riley
Bruce Coslet	LS Fletcher Smith,
WR Speedy Thomas,	Neal Craig
Bob Trumpy	Sandy Durko
QB Virgil Carter	
RB Paul Robinson	
RB Jess Phillips	

DEFENSE	ST	AT	TT	SKS-YDS	INT-YDS	PD	FF	FR-YDS
(NA**)	—	—	—	—	—	—	—	—

\* NOTE: Time of possession was not recorded until 1977.

\*\* NOTE: Overtime was not employed for regular-season games in the NFL until 1974.

\*\*\* NOTE: The two-point conversion was not instituted in the NFL until 1994.

^^ NOTE: Regular-season defensive statistics were not kept regularly until 1976.

# 1972 STATISTICS

RECORD: 8-6-0

HEAD COACH: PAUL BROWN

DATE	W-L	SCORE	OPPONENT	ATTENDANCE
9-17-72	W	31-7	at New England	60,999
9-24-72	W	15-10	PITTSBURGH	54,292
10-1-72	L	6-27	at Cleveland	81,564
10-8-72	W	21-10	DENVER	55,812
10-15-72	W	23-16	at Kansas City	79,068
10-22-72	L	12-15	at Los Angeles	73,385
10-29-72	W	30-7	HOUSTON	59,409
11-5-72	L	17-40	at Pittsburgh	50,350
11-12-72	L	14-20	OAKLAND	59,485
11-19-72	L	19-20	BALTIMORE	49,512
11-26-72	W	13-3	at Chicago	55,701
12-3-72	W	13-10	N.Y. GIANTS	59,523
12-9-72	L	24-27	CLEVELAND	59,524
12-17-72	W	61-17	at Houston	32,482

TEAM STATISTICS	BENGALS	OPPONENTS
TOTAL FIRST DOWNS.....	255	207
Rushing.....	112	98
Passing.....	122	92
Penalty.....	21	17
3rd Down: Made-Att.....	—	—
3rd Down Pct.....	—	—
4th Down: Made-Att.....	—	—
4th Down Pct.....	—	—
POSSESSION AVG.....	(NA)	(NA)
TOTAL NET YARDS.....	4317	3552
Avg. Per Game.....	308.4	253.7
Total Plays.....	899	794
Avg. Per Play.....	4.8	4.5
NET YARDS RUSHING.....	1996	1815
Avg. Per Game.....	142.6	129.6
Total Rushes.....	491	406
NET YARDS PASSING.....	2321	1737
Avg. Per Game.....	165.8	124.1
Sacked-Yards Lost.....	24-192	38-296
Gross Yards.....	2513	2033
Att.-Completions.....	384-219	350-167
Completion Pct.....	57.0	47.7
Had Intercepted.....	11	20
PUNTS-AVG.....	66-42.1	84-42.4
Net Punting Avg.....	—	—
PENALTIES-YARDS.....	76-738	69-581
FUMBLES-BALLS LOST.....	28-18	30-9
TOUCHDOWNS.....	31	24
Rushing.....	16	11
Passing.....	10	11
Returns.....	5	2

SCORE BY PERIODS					1	2	3	4	OT	PTS
BENGALS.....	36	62	99	102	(**NA)	299				
OPPONENTS.....	37	79	42	71	(**NA)	229				
SCORING	TD	TD-R	TD-P	TD-Rt	PAT	FG	S	PTS		
Horst Muhlmann.....	0	0	0	0	30-31	27-40	0	111		
Doug Dressler.....	7	6	1	0	—	—	0	42		
Essex Johnson.....	6	4	2	0	—	—	0	36		
Ken Anderson.....	3	3	0	0	—	—	0	18		
Chip Myers.....	3	0	3	0	—	—	0	18		
Lemar Parrish.....	3	0	0	3	—	—	0	18		
Virgil Carter.....	2	2	0	0	—	—	0	12		
Bob Trumphy.....	2	0	2	0	—	—	0	12		
Tommy Casanova.....	1	0	0	1	—	—	0	6		
Bruce Coslet.....	1	0	1	0	—	—	0	6		
Neal Craig.....	1	0	0	1	—	—	0	6		
Jess Phillips.....	1	1	0	0	—	—	0	6		
Speedy Thomas.....	1	0	1	0	—	—	0	6		
Sherman White.....	0	0	0	0	—	—	1	2		
BENGALS.....	31	16	10	5	30-31	27-40	1	299		
OPPONENTS.....	24	11	11	2	23-24	20-29	1	229		

Two-point conversions: (NA\*\*\*).

PASSING	ATT	CMP	YDS	CMP%	YDS/ATT	TD	TD%	INT	INT%	LG	SKD-YDS	RAT
Ken Anderson.....	301	171	1918	56.8	6.37	7	2.3	7	2.3	65t	18-155	74.0
Virgil Carter.....	82	47	579	57.3	7.06	3	3.7	4	4.9	36	6-37	71.1
Fred Willis.....	1	1	16	100.0	16.00	0	0.0	0	0.0	16	0-0	118.8
BENGALS.....	384	219	2513	57.0	6.54	10	2.6	11	2.9	65t	24-192	73.6
OPPONENTS.....	350	167	2033	47.7	5.81	11	3.1	20	5.7	68	38-296	52.7

## USUAL STARTERS

OFFENSE	DEFENSE
WR Speedy Thomas	LDE Royce Berry
LOT Stan Walters	LDT Mike Reid
LG Howard Fest	RDT Steve Chomyszak
C Bob Johnson	RDE Sherman White
RG Pat Matson	LLB Al Beauchamp
ROT Vernon Holland	MLB Bill Bergey
TE Bob Trumphy	RLB Ken Avery
WR Chip Myers	LCB Lemar Parrish
QB Ken Anderson	RCB Ken Riley
RB Essex Johnson	LS Neal Craig
RB Doug Dressler	RS Tommy Casanova

DEFENSE	ST	AT	TT	SKS-YDS	INT-YDS	PD	FF	FR-YDS
(NA*).....	—	—	—	—	—	—	—	—

RUSHING	ATT	YDS	AVG	LG	TD
Essex Johnson.....	212	825	3.9	19	4
Doug Dressler.....	128	565	4.4	43t	6
Jess Phillips.....	48	207	4.3	20	1
Fred Willis.....	42	127	3.0	12	0
Ken Anderson.....	22	94	4.3	18	3
Paul Robinson.....	21	94	4.5	15	0
Virgil Carter.....	12	57	4.8	14	2
Dave Lewis.....	1	15	15.0	15	0
Steve Conley.....	3	8	2.7	5	0
Charlie Joiner.....	1	2	2.0	2	0
Reece Morrison.....	1	2	2.0	2	0
BENGALS.....	491	1996	4.1	43t	16
OPPONENTS.....	406	1815	4.5	41	11

RECEIVING	REC	YDS	AVG	LG	TD
Chip Myers.....	57	792	13.9	42	3
Bob Trumphy.....	44	500	11.4	38	2
Doug Dressler.....	39	348	8.9	33	1
Essex Johnson.....	29	420	14.5	65t	2
Speedy Thomas.....	17	171	10.1	18	1
Jess Phillips.....	10	50	5.0	15	0
Fred Willis.....	9	46	5.1	10	0
Charlie Joiner.....	8	133	16.6	25	0
Bruce Coslet.....	5	48	9.6	17	1
Drew Bule.....	1	5	5.0	5	0
BENGALS.....	219	2513	11.5	65t	10
OPPONENTS.....	167	2033	12.2	68t	11

INTERCEPTIONS	NO	YDS	AVG	LG	TD
Tommy Casanova.....	5	108	21.6	33	0
Lemar Parrish.....	5	90	18.0	33t	2
Doug Adams.....	3	44	14.7	19	0
Ken Riley.....	3	0	0.0	0	0
Neal Craig.....	2	76	38.0	63t	1
Al Beauchamp.....	1	8	8.0	8	0
Bernard Jackson.....	1	0	0.0	0	0
BENGALS.....	20	326	16.3	63t	3
OPPONENTS.....	11	70	6.4	28	0

PUNTING	NO	YDS	AVG	NET	TB	IN-20	LG	BLK.
Dave Lewis.....	66	2777	42.1	—	6	—	60	0
BENGALS.....	66	2777	42.1	—	6	—	60	0
OPPONENTS.....	84	3559	42.4	—	—	—	62	0

PUNT RETURNS	NO	FC	YDS	AVG	LG	TD
Tommy Casanova.....	30	19	289	9.6	66t	1
Lemar Parrish.....	15	2	141	9.4	51t	1
Essex Johnson.....	2	0	7	3.5	7	0
BENGALS.....	47	21	437	9.3	66t	2
OPPONENTS.....	26	16	152	5.8	54	0

KICKOFF RETURNS	NO	YDS	AVG	LG	TD
Bernard Jackson.....	21	509	24.2	62	0
Lemar Parrish.....	15	348	23.2	45	0
Charlie Joiner.....	5	88	17.6	25	0
Tommy Casanova.....	1	34	34.0	34	0
Dave Lewis.....	1	15	15.0	15	0
Essex Johnson.....	1	13	13.0	13	0
Guy Dennis.....	1	11	11.0	11	0
Mike Kelly.....	1	0	0.0	0	0
BENGALS.....	46	1018	22.1	62	0
OPPONENTS.....	44	984	22.4	34	0

FIELD GOALS	1-19	20-29	30-39	40-49	50+
Horst Muhlmann.....	6-7	6-10	9-12	5-8	1-3
BENGALS.....	6-7	6-10	9-12	5-8	1-3

Horst Muhlmann: (51B, 38G), (32G, 20G, 32G, 34G, 41G), (14G, 26G, 28N, 30N), (49N), (46G, 16G, 12G), (25G, 26N, 21N, 17N), (10G, 42G, 33G), (37G), (21B, 35B), (25G, 40G), (39G, 14G, 39N), (50N, 27G, 40N, 47N, 18G), (31G), (51G, 46G, 24G, 32G).

\* NOTE: Time of possession was not recorded until 1977.

\*\* NOTE: Overtime was not employed for regular-season games in the NFL until 1974.

\*\*\* NOTE: The two-point conversion was not instituted in the NFL until 1994.

^ NOTE: Regular-season defensive statistics were not kept regularly until 1976.

# 1973 STATISTICS

RECORD: 10-4-0

HEAD COACH: PAUL BROWN  
(BENGALS WON AFC CENTRAL DIVISION; SEE POSTSEASON  
PORTION OF TEAM HISTORY SECTION FOR POSTSEASON STATS)

DATE	W-L	SCORE	OPPONENT	ATTENDANCE
9-16-73	L	10-28	at Denver	49,059
9-23-73	W	24-10	HOUSTON	51,823
9-30-73	W	20-13	at San Diego	46,733
10-7-73	L	10-17	at Cleveland	70,805
10-14-73	W	19-7	PITTSBURGH	55,819
10-21-73	W	14-6	KANSAS CITY	56,397
10-28-73	L	13-20	at Pittsburgh	45,761
11-4-73	L	10-38	at Dallas	54,944
11-11-73	W	16-13	at Buffalo	76,927
11-18-73	W	20-14	N.Y. JETS	55,745
11-25-73	W	42-24	ST. LOUIS	50,918
12-2-73	W	27-0	MINNESOTA	57,859
12-9-73	W	34-17	CLEVELAND	58,266
12-16-73	W	27-24	at Houston	21,955

TEAM STATISTICS	BENGALS	OPPONENTS
TOTAL FIRST DOWNS	252	219
Rushing	124	109
Passing	108	97
Penalty	20	13
3rd Down: Made-Att.	—	—
3rd Down Pct.	—	—
4th Down: Made-Att.	—	—
4th Down Pct.	—	—
POSSESSION AVG.	(**NA)	(**NA)
TOTAL NET YARDS	4512	3705
Avg. Per Game	322.3	264.6
Total Plays	871	840
Avg. Per Play	5.2	4.4
NET YARDS RUSHING	2236	1807
Avg. Per Game	159.7	129.1
Total Rushes	515	459
NET YARDS PASSING	2276	1898
Avg. Per Game	162.6	135.6
Sacked-Yards Lost	24-163	43-342
Gross Yards	2439	2240
Att.-Completions	332-180	338-182
Completion Pct.	54.2	53.8
Had Intercepted	12	18
PUNTS-PUNTING	68-41.0	77-41.7
Net Punting Avg.	—	—
PENALTIES-YARDS	83-799	78-710
FUMBLES-BALLS LOST	25-14	31-16
TOUCHDOWNS	32	27
Rushing	13	15
Passing	18	9
Returns	1	3

SCORE BY PERIODS	1	2	3	4	OT	PTS
BENGALS	39	100	79	68	(**NA)	286
OPPONENTS	50	61	58	62	(**NA)	231

SCORING	TD	TD-R	TD-P	TD-Rt	PAT	FG	S	PTS
Horst Muhlmann	0	0	0	0	31-32	21-31	0	94
Isaac Curtis	9	0	9	0	—	—	0	54
Boobie Clark	8	8	0	0	—	—	0	48
Essex Johnson	7	4	3	0	—	—	0	42
Bob Trumphy	5	0	5	0	—	—	0	30
Lenvil Elliott	2	1	1	0	—	—	0	12
Lemar Parrish	1	0	0	1	—	—	0	6
BENGALS	32	13	18	1	31-32	21-31	0	286
OPPONENTS	27	15	9	3	27-27	14-23	0	231

Two-point conversions: (NA\*\*).

PASSING	ATT	CMP	YDS	CMP%	YDS/ATT	TD	TD%	INT	INT%	LG	SKD-YDS	RAT
Ken Anderson	329	179	2428	54.4	7.38	18	5.5	12	3.6	78t	24-163	81.2
Greg Cook	3	1	11	33.3	3.67	0	0.0	0	0.0	11	0-0	45.1
BENGALS	332	180	2439	54.2	7.35	18	5.4	12	3.6	78t	24-163	80.9
OPPONENTS	338	182	2240	53.8	6.63	9	2.7	18	5.3	67	43-342	61.3

RUSHING	ATT	YDS	AVG	LG	TD
Essex Johnson	195	997	5.1	46	4
Boobie Clark	254	988	3.9	26	8
Lenvil Elliott	22	122	5.5	15	1
Ken Anderson	26	97	3.7	17	0
Joe Wilson	10	39	3.9	11	0
Reece Morrison	3	11	3.7	8	0
Dave Lewis	3	-7	-2.3	5	0
Isaac Curtis	2	-11	-5.5	1	0
BENGALS	515	2236	4.3	46	13
OPPONENTS	459	1807	3.9	52	15

RECEIVING	REC	YDS	AVG	LG	TD
Isaac Curtis	45	843	18.7	77t	9
Boobie Clark	45	347	7.7	39	0
Bob Trumphy	29	435	15.0	53	5
Essex Johnson	28	356	12.7	78t	3
Charlie Joiner	13	214	16.5	26	0
Bruce Coslet	9	123	13.7	18	0
Chip Myers	7	77	11.0	18	0
Tim George	2	28	14.0	19	0
Lenvil Elliott	1	12	12.0	12t	1
Reece Morrison	1	4	4.0	4	0
BENGALS	180	2439	13.6	78t	18
OPPONENTS	182	2240	12.3	67	9

INTERCEPTIONS	NO	YDS	AVG	LG	TD
Tommy Casanova	4	33	8.3	16	0
Bill Bergey	3	50	16.7	22	0
Al Beauchamp	3	4	1.3	4	0
Neal Craig	2	52	26.0	30	0
Lemar Parrish	2	10	5.0	10	0
Ken Riley	2	2	1.0	5	0
Ken Avery	1	15	15.0	15	0
Bernard Jackson	1	0	0.0	0	0
BENGALS	18	166	9.2	30	0
OPPONENTS	12	198	16.5	37	1

PUNTING	NO	YDS	AVG	NET	TB	IN-20	LG	BLK.
Dave Lewis	68	2790	41.0	—	4	—	60	0
BENGALS	68	2790	41.0	—	4	—	60	0
OPPONENTS	77	3214	41.7	—	—	—	—	—

PUNT RETURNS	NO	FC	YDS	AVG	LG	TD
Lemar Parrish	25	1	200	8.0	47	0
Tommy Casanova	15	6	119	7.9	27	0
Lyle Blackwood	4	5	12	3.0	4	0
Dave Lewis	1	2	2	2.0	2	0
BENGALS	45	14	333	7.4	47	0
OPPONENTS	27	—	123	4.6	—	0

KICKOFF RETURNS	NO	YDS	AVG	LG	TD
Bernard Jackson	21	520	24.8	41	0
Joe Wilson	8	173	21.6	27	0
Lemar Parrish	7	143	20.4	29	0
Dave Lewis	2	40	20.0	27	0
Bruce Coslet	1	0	0.0	0	0
BENGALS	39	876	22.5	41	0
OPPONENTS	42	1170	27.9	103t	1

FIELD GOALS	1-19	20-29	30-39	40-49	50+
Horst Muhlmann	5-5	6-7	5-9	4-6	1-4
BENGALS	5-5	6-7	5-9	4-6	1-4

Horst Muhlmann: (21G), (39N, 27G, 51N), (42N, 34N, 26N), (38G), (41G, 20G, 52N, 20G, 19G), (32N, 57N), (41G, 17G), (29G), (35G, 33N, 36G, 47N, 33G), (16G, 51G), (—), (22G, 38G), (45G, 10G), (40G, 11G).

## USUAL STARTERS

OFFENSE	DEFENSE
WR Tim George,	LDE Royce Berry
Charlie Joiner,	LDT Mike Reid
Chip Myers	RDT Ron Carpenter
LOT Rufus Mayes	RDE Sherman White
LG Howard Fest	LLB Al Beauchamp
C Bob Johnson	MLB Bill Bergey
RG Pat Matson	RLB Ron Pritchard
ROT Vernon Holland	LCB Lemar Parrish
TE Bob Trumphy	RCB Ken Riley
QB Isaac Curtis	LS Neal Craig
HB Ken Anderson	RS Tommy Casanova
FB Boobie Clark	

DEFENSE	ST	AT	TT	SKS-YDS	INT-YDS	PD	FF	FR-YDS
(NA*)	—	—	—	—	—	—	—	—

\* NOTE: Time of possession was not recorded until 1977.

\*\* NOTE: Overtime was not employed for regular-season games in the NFL until 1974.

\*\*\* NOTE: The two-point conversion was not instituted in the NFL until 1994.

^ NOTE: Regular-season defensive statistics were not kept regularly until 1976.

# 1974 STATISTICS

RECORD: 7-7-0

HEAD COACH: PAUL BROWN

DATE	W-L	SCORE	OPPONENT	ATTENDANCE
9-15-74	W	33-7	CLEVELAND	53,113
9-22-74	L	17-20	SAN DIEGO	51,178
9-29-74	W	21-3	at San Francisco	49,895
10-6-74	W	28-17	WASHINGTON	56,175
10-13-74	W	34-24	at Cleveland	70,897
10-20-74	L	27-30	at Oakland	51,821
10-27-74	L	21-34	HOUSTON	55,434
11-3-74	W	24-14	at Baltimore	36,110
11-10-74	W	17-10	PITTSBURGH	57,532
11-17-74	L	3-20	at Houston	44,054
11-24-74	W	33-6	KANSAS CITY	49,777
12-2-74	L	3-24	at Miami	71,962
12-8-74	L	19-23	DETROIT	45,159
12-14-74	L	3-27	at Pittsburgh	42,878

TEAM STATISTICS	BENGALS	OPPONENTS
TOTAL FIRST DOWNS.....	260	256
Rushing.....	115	127
Passing.....	131	109
Penalty.....	14	20
3rd Down: Made-Att.....	—	—
3rd Down Pct.....	—	—
4th Down: Made-Att.....	—	—
4th Down Pct.....	—	—
POSSESSION AVG.....	(NA)	(NA)
TOTAL NET YARDS.....	4489	3942
Avg. Per Game.....	320.6	281.6
Total Plays.....	835	892
Avg. Per Play.....	5.4	4.4
NET YARDS RUSHING.....	1978	2152
Avg. Per Game.....	141.3	153.7
Total Rushes.....	445	497
NET YARDS PASSING.....	2511	1790
Avg. Per Game.....	179.4	127.9
Sacked-Yards Lost.....	37-293	36-320
Gross Yards.....	2804	2110
Att.-Completions.....	353-224	359-186
Completion Pct.....	63.5	51.8
Had Intercepted.....	13	9
PUNTS-AVG.....	66-40.9	81-37.8
Net Punting Avg.....	—	—
PENALTIES-YARDS.....	78-653	77-640
FUMBLES-BALLS LOST.....	27-18	23-11
TOUCHDOWNS.....	36	30
Rushing.....	14	16
Passing.....	18	13
Returns.....	4	1

SCORE BY PERIODS	1	2	3	4	OT	PTS
BENGALS.....	50	95	60	78	0	283
OPPONENTS.....	37	63	70	89	0	259

SCORING	TD	TD-R	TD-P	TD-RT	PAT	FG	S	PTS
Horst Muhlmann.....	0	0	0	0	32-35	11-18	0	65
Isaac Curtis.....	10	0	10	0	—	—	0	60
Boobie Clark.....	6	5	1	0	—	—	0	36
Ed Williams.....	4	3	1	0	—	—	0	24
Lemar Parrish.....	3	0	0	3	—	—	0	18
Ken Anderson.....	2	2	0	0	—	—	0	12
Doug Dressler.....	2	2	0	0	—	—	0	12
Lenvil Elliott.....	2	1	1	0	—	—	0	12
Bob Trumpy.....	2	0	2	0	—	—	0	12
Wayne Clark.....	1	1	0	0	—	—	0	6
Essex Johnson.....	1	0	1	0	—	—	0	6
Charlie Joiner.....	1	0	1	0	—	—	0	6
Bob Maddox.....	1	0	0	1	—	—	0	6
Chip Myers.....	1	0	1	0	—	—	0	6
Ron Carpenter.....	0	0	0	0	—	—	1	2
BENGALS.....	36	14	18	4	32-36	11-18	1	283
OPPONENTS.....	30	16	13	1	28-30	17-22	0	259

Two-point conversions: (NA\*\*).

PASSING	ATT	CMP	YDS	CMP%	YDS/ATT	TD	TD%	INT	INT%	LG	SKD-YDS	RAT
Ken Anderson.....	328	213	2667	64.9	8.13	18	5.5	10	3.0	77t	36-292	95.7
Wayne Clark.....	22	9	98	40.9	4.45	0	0.0	3	13.6	19	1-1	15.2
Dave Green.....	2	1	22	50.0	11.00	0	0.0	0	0.0	22	0-0	89.6
Lenvil Elliott.....	1	1	17	100.0	17.00	0	0.0	0	0.0	17	0-0	118.8
BENGALS.....	353	224	2804	63.5	7.94	18	5.1	13	3.7	77t	37-293	89.7
OPPONENTS.....	359	186	2110	51.8	5.88	13	3.6	9	2.5	64	36-320	71.4

RUSHING	ATT	YDS	AVG	LG	TD
Charlie Davis.....	72	375	5.2	29	0
Lenvil Elliott.....	68	345	5.1	26	1
Ken Anderson.....	43	314	7.3	20	2
Boobie Clark.....	99	312	3.2	22	5
Doug Dressler.....	72	255	3.5	17	2
Ed Williams.....	58	238	4.1	18	3
Isaac Curtis.....	8	62	7.8	20	0
Essex Johnson.....	19	44	2.3	11	0
Charlie Joiner.....	4	20	5.0	8	0
Wayne Clark.....	1	8	8.0	8t	1
John McDaniel.....	1	5	5.0	5	0
BENGALS.....	445	1978	4.4	29	14
OPPONENTS.....	497	2152	4.3	54	16

RECEIVING	REC	YDS	AVG	LG	TD
Chip Myers.....	32	383	12.0	22	1
Isaac Curtis.....	30	633	21.1	77t	10
Doug Dressler.....	29	196	6.8	23	0
Charlie Joiner.....	24	390	16.3	65t	1
Boobie Clark.....	23	194	8.4	23	1
Bob Trumpy.....	21	330	15.7	41	2
Charlie Davis.....	19	171	9.0	32	0
Lenvil Elliott.....	18	187	10.4	28t	1
Ed Williams.....	13	98	7.5	19t	1
Essex Johnson.....	8	85	10.6	27t	1
John McDaniel.....	2	79	39.5	60	0
Bruce Coslet.....	2	24	12.0	18	0
Bernard Jackson.....	1	22	22.0	22	0
Al Chandler.....	1	9	9.0	9	0
Bob Johnson.....	1	3	3.0	3	0
BENGALS.....	224	2804	12.5	77t	18
OPPONENTS.....	186	2110	11.3	64	13

INTERCEPTIONS	NO	YDS	AVG	LG	TD
Ken Riley.....	5	33	6.6	19	0
Tommy Casanova.....	2	26	13.0	26	0
Al Beauchamp.....	1	34	34.0	34	0
Bernard Jackson.....	1	17	17.0	17	0
BENGALS.....	9	110	12.2	34	0
OPPONENTS.....	13	140	10.8	40	0

PUNTING	NO	YDS	AVG	NET	TB	IN-20	LG	BLK.
Dave Green.....	66	2701	40.9	—	10	—	53	0
BENGALS.....	66	2701	40.9	—	10	—	53	0
OPPONENTS.....	81	3061	37.8	—	—	—	—	—

PUNT RETURNS	NO	FC	YDS	AVG	LG	TD
Tommy Casanova.....	24	2	265	11.0	74	0
Lemar Parrish.....	18	1	338	18.8	90t	2
Lyle Blackwood.....	10	3	29	2.9	11	0
BENGALS.....	52	6	632	12.2	90t	2
OPPONENTS.....	41	—	457	11.1	—	0

KICKOFF RETURNS	NO	YDS	AVG	LG	TD
Bernard Jackson.....	29	682	23.5	45	0
Charlie Davis.....	12	243	20.3	28	0
John McDaniel.....	3	64	21.3	24	0
Tommy Casanova.....	1	48	48.0	48	0
Lemar Parrish.....	2	36	18.0	21	0
Ed Williams.....	2	33	16.5	22	0
Doug Dressler.....	3	32	10.7	18	0
Lyle Blackwood.....	1	17	17.0	17	0
Lenvil Elliott.....	1	2	2.0	2	0
BENGALS.....	54	1157	21.4	48	0
OPPONENTS.....	55	1198	21.8	—	0

FIELD GOALS	1-19	20-29	30-39	40-49	50+
Horst Muhlmann.....	1-1	2-2	5-9	3-6	0-0
BENGALS.....	1-1	2-2	5-9	3-6	0-0

Horst Muhlmann: (32G), (34N, 34G), (—), (—), (45N), (—), (—), (40B, 18G, 33B), (30G), (28G, 46N), (39N), (29G), (42G, 34G, 40G, 47G), (38B, 32G).

## USUAL STARTERS

OFFENSE	DEFENSE
WR Isaac Curtis	LDE Ken Johnson
LOT Rufus Mayes	LDT Mike Reid
LG Howard Fest	ROT Ron Carpenter
C Bob Johnson	RDE Sherman White
RG John Shinnars,	LLB Al Beauchamp
Pat Matson	MLB Doug Adams,
Stan Walters	Jim LeClair,
TE Bob Trumpy	Ken Avery
WR Charlie Joiner	RLB Ron Pritchard
QB Ken Anderson	LCB Lemar Parrish
RB Charlie Davis	RCB Ken Riley
RB Boobie Clark	LS Bernard Jackson
	RS Tommy Casanova

DEFENSE	ST	AT	TT	SKS-YDS	INT-YDS	PD	FF	FR-YDS
(NA**)	—	—	—	—	—	—	—	—

\* NOTE: Time of possession was not recorded until 1977.

\*\* NOTE: The two-point conversion was not instituted in the NFL until 1994.

\*\*\* NOTE: Regular-season defensive statistics were not kept regularly until 1976.



# 1975 STATISTICS

RECORD: 11-3-0

HEAD COACH: PAUL BROWN  
(BENGALS WERE WILD CARD QUALIFIER; SEE POSTSEASON  
PORTION OF TEAM HISTORY SECTION FOR POSTSEASON STATS)

DATE	W-L	SCORE	OPPONENT	ATTENDANCE
9-21-75	W	24-17	CLEVELAND	52,874
9-28-75	W	21-0	at New Orleans	52,531
10-5-75	W	21-19	at Houston	45,321
10-12-75	W	27-10	NEW ENGLAND	51,220
10-19-75	W	14-10	OAKLAND	48,122
10-26-75	W	21-14	at Atlanta	45,811
11-2-75	L	24-30	PITTSBURGH	58,418
11-9-75	W	17-16	at Denver	49,919
11-17-75	W	33-24	BUFFALO	56,666
11-23-75	L	23-35	at Cleveland	56,427
11-30-75	W	23-19	HOUSTON	46,128
12-7-75	W	31-0	at Philadelphia	56,984
12-13-75	L	14-35	at Pittsburgh	48,889
12-21-75	W	47-17	SAN DIEGO	46,474

TEAM STATISTICS	BENGALS	OPPONENTS
TOTAL FIRST DOWNS	295	241
Rushing	107	115
Passing	166	107
Penalty	22	19
3rd Down: Made-Att.	—	—
3rd Down Pct.	—	—
4th Down: Made-Att.	—	—
4th Down Pct.	—	—
POSSESSION AVG.	(*NA)	(*NA)
TOTAL NET YARDS	5060	3923
Avg. Per Game	361.4	280.2
Total Plays	966	889
Avg. Per Play	5.2	4.4
NET YARDS RUSHING	1819	2194
Avg. Per Game	129.9	156.7
Total Rushes	499	473
NET YARDS PASSING	3241	1729
Avg. Per Game	231.5	123.5
Sacked-Yards Lost	34-256	27-272
Gross Yards	3497	2001
Att.-Completions	433-255	389-175
Completion Pct.	58.9	45.0
Had Intercepted	14	22
PUNTS-AVG.	68-39.0	77-40.9
Net Punting Avg.	—	—
PENALTIES-YARDS	88-783	91-824
FUMBLES-BALLS LOST	31-20	39-22
TOUCHDOWNS	45	30
Rushing	20	15
Passing	23	11
Returns	2	4

SCORE BY PERIODS	1	2	3	4	OT	PTS
BENGALS	84	120	54	82	0	340
OPPONENTS	36	77	68	65	0	246

SCORING	TD	TD-R	TD-P	TD-R	PAT	FG	S	PTS
Dave Green	0	0	0	0	40-45	10-21	0	70
Stan Fritts	10	8	2	0	—	—	0	60
Isaac Curtis	7	0	7	0	—	—	0	42
Charlie Joiner	5	0	5	0	—	—	0	30
Boobie Clark	4	4	0	0	—	—	0	24
Lenvil Elliott	4	1	3	0	—	—	0	24
Chip Myers	3	0	3	0	—	—	0	18
Ed Williams	3	2	1	0	—	—	0	18
Ken Anderson	2	2	0	0	—	—	0	12
Essex Johnson	2	1	1	0	—	—	0	12
John Reaves	2	2	0	0	—	—	0	12
Marvin Cobb	1	0	0	1	—	—	0	6
Ken Riley	1	0	0	1	—	—	0	6
Bob Trumpy	1	0	1	0	—	—	0	6
BENGALS	45	20	23	2	40-45	10-21	0	340
OPPONENTS	30	15	11	4	26-30	12-14	2	246

Two-point conversions: (NA\*).

PASSING	ATT	CMP	YDS	CMP%	YDS/ATT	TD	TD%	INT	INT%	LG	SKD-YDS	RAT
Ken Anderson	377	228	3169	60.5	8.41	21	5.6	11	2.9	55	32-247	93.9
John Reaves	51	25	297	49.0	5.82	2	3.9	3	5.9	51	2-9	55.8
Stan Fritts	4	2	31	50.0	7.75	0	0.0	0	0.0	16	0-0	76.0
Dave Green	1	0	0	0.0	0.00	0	0.0	0	0.0	—	0-0	39.6
BENGALS	433	255	3497	58.9	8.08	23	5.3	14	3.2	55	34-256	89.0
OPPONENTS	389	175	2001	45.0	5.14	11	2.8	22	5.7	48	27-272	46.9

RUSHING	ATT	YDS	AVG	LG	TD
Boobie Clark	167	594	3.6	17	4
Stan Fritts	94	375	4.0	22	8
Lenvil Elliott	71	308	4.3	27	1
Ken Anderson	49	188	3.8	29	2
Essex Johnson	58	177	3.1	15	1
Ed Williams	35	136	3.9	19	2
Champ Henson	11	38	3.5	8	0
John Reaves	6	13	2.2	9	2
Bruce Coslet	1	1	1.0	1	0
John McDaniel	1	-2	-2.0	-2	0
Isaac Curtis	6	-9	-1.5	14	0
BENGALS	499	1819	3.6	29	20
OPPONENTS	473	2194	4.6	55	15

RECEIVING	REC	YDS	AVG	LG	TD
Isaac Curtis	44	934	21.2	55	7
Boobie Clark	42	334	8.0	27	0
Charlie Joiner	37	726	19.6	51	5
Chip Myers	36	527	14.6	34t	3
Essex Johnson	25	196	7.8	30	1
Bob Trumpy	22	276	12.5	35t	1
Lenvil Elliott	20	196	9.8	31	3
Bruce Coslet	10	117	11.7	18	0
Ed Williams	10	96	9.6	20	1
Stan Fritts	6	63	10.5	17t	2
Jack Novak	2	34	17.0	19	0
Champ Henson	1	-2	-2.0	-2	0
BENGALS	255	3497	13.7	55	23
OPPONENTS	175	2001	11.4	48	11

INTERCEPTIONS	NO	YDS	AVG	LG	TD
Ken Riley	6	76	12.7	30t	1
Bernard Jackson	5	97	19.4	34	0
Marvin Cobb	4	116	29.0	52t	1
Jim LeClair	3	25	8.3	21	0
Lyle Blackwood	2	44	22.0	40	0
Ricky Davis	1	26	26.0	26	0
Lemar Parrish	1	26	26.0	26	0
BENGALS	22	410	18.6	52t	2
OPPONENTS	14	244	17.4	65	1

PUNTING	NO	YDS	AVG	NET	TB	IN-20	LG	BLK.
Dave Green	68	2655	39.0	—	6	—	57	1
BENGALS	68	2655	39.0	—	6	—	57	1
OPPONENTS	77	3150	40.7	—	—	—	—	—

PUNT RETURNS	NO	FC	YDS	AVG	LG	TD
Lyle Blackwood	23	0	123	5.3	31	0
Lemar Parrish	13	1	83	6.4	34	0
Tommy Casanova	11	2	60	5.5	12	0
Marvin Cobb	1	3	1	1.0	1	0
BENGALS	48	6	267	5.6	34	0
OPPONENTS	42	—	386	9.2	—	1

KICKOFF RETURNS	NO	YDS	AVG	LG	TD
Bernard Jackson	25	587	23.5	39	0
Lenvil Elliott	13	272	20.9	46	0
Lemar Parrish	4	114	28.5	64	0
John McDaniel	3	69	23.0	26	0
Brad Cousino	1	0	0.0	0	0
BENGALS	46	1042	22.7	64	0
OPPONENTS	66	1558	23.6	—	0

FIELD GOALS	1-19	20-29	30-39	40-49	50+
Dave Green	1-1	5-8	1-7	3-5	0-0
BENGALS	1-1	5-8	1-7	3-5	0-0

Dave Green: (44G, 29N), (33N), (—), (21G, 29G), (37N), (41N), (23G), (45G, 28N, 35N), (28G, 18G, 37N), (21G, 25N), (33G), (37N), (48G), (36N, 47N), (—).

## USUAL STARTERS

OFFENSE	DEFENSE
WR Isaac Curtis	LDE Ken Johnson
LOT Rufus Mayes	LDT Bob Brown
LG Howard Fest	RDT Ron Carpenter
C Bob Johnson	RDE Sherman White
RG Dave Lapham	LLB Al Beauchamp
ROT Vernon Holland	MLB Jim LeClair
TE Bob Trumpy	RLB Ron Pritchard
WR Charlie Joiner	LCB Lemar Parrish
QB Ken Anderson	RCB Ken Riley
HB Stan Fritts	LS Tommy Casanova
Lenvil Elliott	RS Bernard Jackson
FB Boobie Clark	

DEFENSE	ST	AT	TT	SKS-YDS	INT-YDS	PD	FF	FR-YDS
(NA**)	—	—	—	—	—	—	—	—

\* NOTE: Time of possession was not recorded until 1977.

\*\* NOTE: The two-point conversion was not instituted in the NFL until 1994.

\*\*\* NOTE: Regular-season defensive statistics were not kept regularly until 1976.

# 1976 STATISTICS

RECORD: 10-4-0

HEAD COACH: BILL JOHNSON

DATE	W-L	SCORE	OPPONENT	ATTENDANCE
9-12-76	W	17-7	DENVER	53,464
9-19-76	L	27-28	at Baltimore	50,374
9-26-76	W	28-7	GREEN BAY	44,103
10-3-76	W	45-24	at Cleveland	75,817
10-10-76	W	21-0	TAMPA BAY	49,700
10-17-76	L	6-23	at Pittsburgh	48,311
10-24-76	W	27-7	at Houston	45,499
10-31-76	W	21-6	CLEVELAND	54,776
11-8-76	W	20-12	LOS ANGELES	52,480
11-14-76	W	31-27	HOUSTON	53,243
11-21-76	W	27-24	at Kansas City	46,259
11-28-76	L	3-7	PITTSBURGH	55,142
12-6-76	L	20-35	at Oakland	52,430
12-12-76	W	42-3	at N.Y. Jets	31,067

TEAM STATISTICS	BENGALS	OPPONENTS
TOTAL FIRST DOWNS.....	238	234
Rushing.....	114	116
Passing.....	110	103
Penalty.....	14	15
3rd Down: Made-Att.....	—	—
3rd Down Pct.....	—	—
4th Down: Made-Att.....	—	—
4th Down Pct.....	—	—
POSSESSION AVG.....	(NA)	(NA)
TOTAL NET YARDS.....	4300	3670
Avg. Per Game.....	307.1	262.1
Total Plays.....	930	930
Avg. Per Play.....	4.9	3.9
NET YARDS RUSHING.....	2109	1912
Avg. Per Game.....	150.6	136.6
Total Rushes.....	481	520
NET YARDS PASSING.....	2191	1758
Avg. Per Game.....	156.5	125.6
Sacked-Yards Lost.....	37-252	46-444
Gross Yards.....	2443	2202
Att.-Completions.....	360-187	364-177
Completion Pct.....	51.9	48.6
Had Intercepted.....	15	26
PUNTS-AVG.....	76-39.5	86-38.2
Net Punting Avg.....	—	—
PENALTIES-YARDS.....	79-700	90-768
FUMBLES-BALLS LOST.....	38-20	34-15
TOUCHDOWNS.....	42	25
Rushing.....	15	11
Passing.....	21	13
Returns.....	6	1

SCORE BY PERIODS	1	2	3	4	OT	PTS
BENGALS.....	91	85	91	68	0	335
OPPONENTS.....	44	63	49	54	0	210

SCORING	TD	TD-R	TD-P	TD-RI	PAT	FG	S	PTS
Chris Bahr.....	0	0	0	0	39-42	14-27	0	81
Boobie Clark.....	8	7	1	0	—	—	0	48
Bob Trumphy.....	7	0	7	0	—	—	0	42
Isaac Curtis.....	6	0	6	0	—	—	0	36
Tommy Casanova.....	3	0	0	3	—	—	0	18
Lenvil Elliott.....	3	0	3	0	—	—	0	18
Stan Fritts.....	3	3	0	0	—	—	0	18
Archie Griffin.....	3	3	0	0	—	—	0	18
Bruce Coslet.....	2	0	2	0	—	—	0	12
Ken Anderson.....	1	1	0	0	—	—	0	6
Tony Davis.....	1	1	0	0	—	—	0	6
John McDaniel.....	1	0	1	0	—	—	0	6
Melvin Morgan.....	1	0	0	1	—	—	0	6
Chip Myers.....	1	0	1	0	—	—	0	6
Ken Riley.....	1	0	0	1	—	—	0	6
Willie Shelby.....	1	0	0	1	—	—	0	6
Coy Bacon.....	0	0	0	0	—	—	1	2
BENGALS.....	42	15	21	6	39-42	14-27	1	335
OPPONENTS.....	25	11	13	1	24-55	12-22	0	210

Two-point conversions: (NA\*\*).

PASSING	ATT	CMP	YDS	CMP%	YDS/ATT	TD	TD%	INT	INT%	LG	SKD-YDS	RAT
Ken Anderson.....	338	179	2367	53.0	7.00	19	5.6	14	4.1	85t	34-235	76.9
John Reaves.....	22	8	76	36.4	3.45	2	9.1	1	4.5	19	3-17	58.1
BENGALS.....	360	187	2443	51.9	6.79	21	5.8	15	4.2	85t	37-252	75.7
OPPONENTS.....	364	177	2202	48.6	6.05	13	3.6	26	7.1	68t	46-444	-50.0

RUSHING	ATT	YDS	AVG	LG	TD
Boobie Clark.....	151	671	4.4	24	7
Archie Griffin.....	138	625	4.5	77t	3
Lenvil Elliott.....	69	276	4.0	24	0
Stan Fritts.....	47	200	4.3	13	3
Tony Davis.....	36	178	4.9	16	1
Ken Anderson.....	31	134	4.3	25	1
Isaac Curtis.....	3	29	9.7	19	0
Willie Shelby.....	5	9	1.8	3	0
Billy Brooks.....	1	-13	-13.0	-13	0
BENGALS.....	481	2109	4.4	77t	15
OPPONENTS.....	520	1912	3.7	29	11

RECEIVING	REC	YDS	AVG	LG	TD
Isaac Curtis.....	41	766	18.7	85t	6
Boobie Clark.....	23	158	6.9	19	1
Lenvil Elliott.....	22	188	8.5	29t	3
Bob Trumphy.....	21	323	15.4	48t	7
Chip Myers.....	17	267	15.7	63	1
Billy Brooks.....	16	191	11.9	25	0
Archie Griffin.....	16	138	8.6	23	0
John McDaniel.....	12	232	19.3	46	1
Stan Fritts.....	9	75	8.3	19	0
Bruce Coslet.....	5	73	14.6	32	2
Tony Davis.....	4	29	7.3	11	0
Willie Shelby.....	1	3	3.0	3	0
BENGALS.....	187	2443	13.1	85t	21
OPPONENTS.....	177	2202	12.4	68t	13

INTERCEPTIONS	NO	YDS	AVG	LG	TD
Ken Riley.....	9	141	15.7	53t	1
Tommy Casanova.....	5	109	21.8	33t	2
Marvin Cobb.....	3	55	18.3	28	0
Lemar Parrish.....	2	0	0.0	0	0
Bo Harris.....	2	-3	-1.5	0	0
Reggie Williams.....	1	17	17.0	17	0
Jim LeClair.....	1	9	9.0	9	0
Chris Devlin.....	1	2	2.0	2	0
Bernard Jackson.....	1	0	0.0	0	0
Ron Pritchard.....	1	0	0.0	0	0
BENGALS.....	26	330	12.7	53t	3
OPPONENTS.....	15	102	6.8	29	0

PUNTING	NO	YDS	AVG	NET	TB	IN-20	LG	BLK.
Pat McNally.....	76	2999	39.5	—	6	—	61	0
BENGALS.....	76	2999	39.5	—	6	—	61	0
OPPONENTS.....	86	3287	38.2	—	—	—	—	—

PUNT RETURNS	NO	FC	YDS	AVG	LG	TD
Willie Shelby.....	21	4	162	7.7	30	0
Lemar Parrish.....	20	2	122	6.1	32	0
Tommy Casanova.....	10	2	45	4.5	15	0
Marvin Cobb.....	3	2	14	4.7	7	0
Tony Davis.....	0	3	0	—	—	0
BENGALS.....	54	13	343	6.4	32	0
OPPONENTS.....	41	—	323	7.9	—	1

KICKOFF RETURNS	NO	YDS	AVG	LG	TD
Willie Shelby.....	30	761	25.4	97t	1
Lenvil Elliott.....	5	98	19.6	22	0
Lemar Parrish.....	3	62	20.7	28	0
Archie Griffin.....	3	56	18.7	23	0
Ron Hunt.....	2	24	12.0	17	0
Tony Davis.....	4	21	5.3	12	0
Melvin Morgan.....	1	14	14.0	14	0
Stan Fritts.....	1	10	10.0	10	0
BENGALS.....	49	1046	21.3	97t	1
OPPONENTS.....	66	1616	24.5	—	0

FIELD GOALS	1-19	20-29	30-39	40-49	50+
Chris Bahr.....	1-1	6-8	2-4	3-8	2-6
BENGALS.....	1-1	6-8	2-4	3-8	2-6
Chris Bahr: (21G, 44N, 46N), (51G, 26G), (38B, 50N, 45B, 40N), (40G), (22N), (22G, 19G, 34N), (28G, 34G, 46N), (28N), (50N), (50G), (51N), (40G), (50N), (33G, 47G, 20G, 25G).					

## USUAL STARTERS

OFFENSE	DEFENSE
WR Billy Brooks	LDE Gary Burley
LOT Rufus Mayes	LDT Bob Brown
LG John Shiners	RDT Ron Carpenter
C Bob Johnson	RDE Coy Bacon
RG Dave Lapham	LLB Bo Harris
ROT Vernon Holland	MLB Jim LeClair
TE Bob Trumphy	RLB Reggie Williams
WR Isaac Curtis	LCB Lemar Parrish
QB Ken Anderson	RCB Ken Riley
HB Archie Griffin	LS Tommy Casanova
FB Boobie Clark	RS Marvin Cobb, Bernard Jackson

DEFENSE***	ST	AT	TT	SKS-YDS	INT-YDS	PD	FF	FR-YDS
Reggie Williams.....	83	23	106	2-24	1-17	7	0	0-0
Jim LeClair.....	81	25	106	0-0	1-9	3	1	0-0
Gary Burley.....	69	11	80	10-90.5	0-0	1	1	1-0
Bo Harris.....	54	15	69	1.5-5.5	2-(-3)	4	3	1-(-2)
Bob Brown.....	55	10	65	2-21	0-0	0	1	1-0
Ron Carpenter.....	50	15	65	5.5-54	0-0	3	0	2-0
Coy Bacon.....	52	10	62	22-217	0-0	2	5	2-48
Marvin Cobb.....	36	7	43	0-0	3-55	5	0	0-0
Lemar Parrish.....	36	7	43	0-0	2-0	12	0	0-0
Bernard Jackson.....	30	5	35	0-0	1-0	8	0	3-13
Glenn Cameron.....	27	6	33	0-0	0-0	1	0	0-0
Tommy Casanova.....	25	6	31	0-0	5-109	7	0	1-25
Ken Riley.....	28	2	30	0-0	9-141	14	0	2-0
Melvin Morgan.....	19	3	22	0-0	0-0	3	0	1-32
Chris Devlin.....	15	4	19	0-0	1-2	1	0	0-0
Scott Perry.....	14	3	17	0-0	0-0	2	0	1-0
Ron Pritchard.....	14	1	15	1-12	1-0	1	1	0-0
Tony Davis.....	9	2	11	0-0	0-0	0	0	0-0
Greg Fairchild.....	5	2	7	0-0	0-0	0	0	0-0
Ken Johnson.....	5	2	7	1-10	0-0	2	0	0-0
Bill Kollar.....	5	0	5	1-10	0-0	1	0	0-0
Willie Shelby.....	5	0	5	0-0	0-0	0	0	0-0
Bob Johnson.....	3	1	4	0-0	0-0	0	0	0-0
Dave Lapham.....	3	0	3	0-0	0-0	0	0	0-0
John McDaniel.....	3	0	3	0-0	0-0	0	0	0-0
Stan Fritts.....	2	0	2	0-0	0-0	0	0	0-0
Ron Hunt.....	2	0	2	0-0	0-0	0	0	0-0
Chip Myers.....	2	0	2	0-0	0-0	0	0	0-0
Bruce Coslet.....	1	1	2	0-0	0-0	0	0	0-0
Glenn Bujnoch.....	1	0	1	0-0	0-0	0	0	0-0
Boobie Clark.....	1	0	1	0-0	0-0	0	0	0-0
Lenvil Elliott.....	1	0	1	0-0	0-0	0	0	0-0
John Shiners.....	1	0	1	0-0	0-0	0	0	0-0

BLOCKED KICKS	BP	BFG	BXP
Coy Bacon.....	0	1	0
Ron Carpenter.....	0	1	0
Melvin Morgan.....	0	1	0

\* NOTE: Time of possession was not recorded until 1977.

\*\* NOTE: The two-point conversion was not instituted in the NFL until 1994.

\*\*\* NOTE: It was not standard practice to separate the three types of defensive statistics — defense, special teams and miscellaneous — until 1988. Thus, the defensive statistics listed above include the combined totals of all three types. All defensive statistics above are press box statistics produced at the games.

# 1977 STATISTICS

RECORD: 8-6-0

HEAD COACH: BILL JOHNSON

DATE	W-L	SCORE	OPPONENT	ATTENDANCE
9-18-77	L	3-13	CLEVELAND	52,847
9-25-77	W	42-20	SEATTLE	45,579
10-2-77	L	3-24	at San Diego	40,352
10-9-77	W	17-7	at Green Bay	53,653
10-17-77	L	14-20	at Pittsburgh	47,950
10-23-77	L	13-24	DENVER	54,395
10-30-77	W	13-10 (OT)	HOUSTON	53,194
11-6-77	W	10-7	at Cleveland	81,932
11-13-77	L	10-42	at Minnesota	45,371
11-20-77	W	23-17	MIAMI	46,733
11-27-77	W	30-13	N.Y. GIANTS	32,705
12-4-77	W	27-7	at Kansas City	38,488
12-10-77	W	17-10	PITTSBURGH	36,133
12-18-77	L	16-21	at Houston	46,212

TEAM STATISTICS	BENGALS	OPPONENTS
TOTAL FIRST DOWNS	248	253
Rushing	110	113
Passing	112	113
Penalty	26	27
3rd Down: Made-Att.	—	—
3rd Down Pct.	—	—
4th Down: Made-Att.	—	—
4th Down Pct.	—	—
POSSESSION AVG.	( <sup>29</sup> :40)	( <sup>30</sup> :40)
TOTAL NET YARDS	4194	4124
Avg. Per Game	299.6	294.6
Total Plays	904	901
Avg. Per Play	4.6	4.6
NET YARDS RUSHING	1861	1897
Avg. Per Game	132.9	135.5
Total Rushes	488	525
NET YARDS PASSING	2333	2227
Avg. Per Game	166.6	159.1
Sacked-Yards Lost	31-217	25-226
Gross Yards	2550	2453
Att.-Completions	385-192	351-196
Completion Pct.	49.9	55.8
Had Intercepted	16	16
PUNTS-AVG.	70-41.3	72-37.6
Net Punting Avg.	—	—
PENALTIES-YARDS	89-859	103-788
FUMBLES-BALLS LOST	37-16	34-23
TOUCHDOWNS	26	29
Rushing	10	15
Passing	12	14
Returns	4	0

SCORE BY PERIODS	1	2	3	4	OT	PTS
BENGALS	75	71	35	54	3	238
OPPONENTS	38	97	36	64	0	235

SCORING	TD	TD-R	TD-P	TD-RT	PAT	FG	S	PTS
Chris Bahr	0	0	0	0	25-26	19-27	0	82
Billy Brooks	4	0	4	0	—	—	0	24
Pete Johnson	4	4	0	0	—	—	0	24
Pat McNally	3	0	3	0	—	—	0	18
Ken Anderson	2	2	0	0	—	—	0	12
Isaac Curtis	2	0	2	0	—	—	0	12
Tony Davis	2	2	0	0	—	—	0	12
Reggie Williams	2	0	0	2	—	—	0	12
Glenn Bujnoch	1	1	0	0	—	—	0	6
Boobie Clark	1	1	0	0	—	—	0	6
Jim Corbett	1	0	1	0	—	—	0	6
Lenvil Elliott	1	0	1	0	—	—	0	6
Lemar Parrish	1	0	0	1	—	—	0	6
Willie Shelby	1	0	0	1	—	—	0	6
Bob Trumpy	1	0	1	0	—	—	0	6
BENGALS	26	10	12	4	25-26	19-27	0	238
OPPONENTS	29	15	14	0	26-29	11-18	1	235

Two-point conversions: (NA\*\*).

RUSHING	ATT	YDS	AVG	LG	TD
Pete Johnson	153	585	3.8	65	4
Archie Griffin	137	549	4.0	31	0
Lenvil Elliott	65	269	4.1	32	0
Boobie Clark	68	226	3.3	10t	1
Ken Anderson	26	128	4.9	17t	2
Tony Davis	27	81	3.0	13	2
Tommy Casanova	1	20	20.0	20	0
Glenn Bujnoch	1	4	4.0	4t	1
Pat McNally	1	4	4.0	4	0
Marvin Cobb	1	0	0.0	0	0
John Reaves	5	0	0.0	0	0
Jim Corbett	1	-1	-1.0	-1	0
Billy Brooks	2	-4	-2.0	4	0
BENGALS	488	1861	3.8	65	10
OPPONENTS	525	1897	3.6	38	15

RECEIVING	REC	YDS	AVG	LG	TD
Billy Brooks	39	772	19.8	94t	4
Lenvil Elliott	29	238	8.2	33	1
Archie Griffin	28	240	8.6	24	0
Isaac Curtis	20	338	16.9	54	2
Bob Trumpy	18	251	13.9	32	1
Pat McNally	17	258	15.2	43t	3
John McDaniel	12	148	12.3	31	0
Tony Davis	9	83	9.2	28	0
Jim Corbett	7	127	18.1	47t	1
Boobie Clark	7	33	4.7	11	0
Pete Johnson	5	49	9.8	21	0
Rick Walker	1	13	13.0	13	0
BENGALS	192	2550	13.3	94t	12
OPPONENTS	196	2453	12.5	82t	14

INTERCEPTIONS	NO	YDS	AVG	LG	TD
Lemar Parrish	3	95	31.7	47t	1
Reggie Williams	3	67	22.3	54t	1
Marvin Cobb	2	37	18.5	34	0
Bo Harris	2	17	8.5	10	0
Ken Riley	2	14	7.0	14	0
Jim LeClair	2	8	4.0	8	0
Tommy Casanova	1	0	0.0	0	0
Melvin Morgan	1	0	0.0	0	0
BENGALS	16	238	14.9	54t	2
OPPONENTS	16	192	12.0	41	0

PUNTING	NO	YDS	AVG	NET	TB	IN-20	LG	BLK.
Pat McNally	67	2802	41.8	—	3	—	67	1
Chris Bahr	2	88	44.0	—	0	—	45	0
BENGALS	70	2890	41.3	—	3	—	67	1
OPPONENTS	75	2822	37.6	—	—	—	—	—

PUNT RETURNS	NO	FC	YDS	AVG	LG	TD
Tony Davis	19	6	220	11.6	70	0
Willie Shelby	11	3	54	4.9	13	0
Lemar Parrish	4	0	30	7.5	11	0
Steve Holden	3	0	14	4.7	13	0
Jerry Anderson	1	0	0	0.0	0	0
Tommy Casanova	1	1	6	6.0	6	0
Marvin Cobb	1	0	4	4.0	4	0
Reggie Williams	1	0	0	0.0	0	0
BENGALS	41	10	328	8.0	70	0
OPPONENTS	38	—	260	6.8	—	0

KICKOFF RETURNS	NO	YDS	AVG	LG	TD
Willie Shelby	19	403	21.2	38	0
Archie Griffin	9	192	21.3	31	0
Jerry Anderson	8	129	16.1	21	0
Tony Davis	3	42	14.0	18	0
Steve Holden	2	42	21.0	24	0
Lenvil Elliott	1	23	23.0	23	0
Lemar Parrish	1	23	23.0	23	0
Marvin Cobb	1	15	15.0	15	0
Pete Johnson	1	11	11.0	11	0
Greg Fairchild	1	6	6.0	6	0
BENGALS	46	886	19.3	38	0
OPPONENTS	49	1029	21.4	—	0

FIELD GOALS	1-19	20-29	30-39	40-49	50+
Chris Bahr	1-1	10-11	4-8	4-6	0-1
BENGALS	1-1	10-11	4-8	4-6	0-1
Chris Bahr: (25G, 47N, 38N), (—), (35G), (36N, 32G), (—), (24G, 57N, 19G), (39N, 23G, 22G), (47G), (23G, 48N), (43G, 44G, 42G), (32G), (20G, 35G), (37N, 24N, 24G), (24G, 27G, 28G).					

PASSING	ATT	CMP	YDS	CMP%	YDS/ATT	TD	TD%	INT	INT%	LG	SKD-YDS	RAT
Ken Anderson	323	166	2145	51.4	6.64	11	3.4	11	3.4	94t	28-197	69.7
John Reaves	59	24	383	40.7	6.49	0	0.0	5	8.5	40	2-17	27.6
Marvin Cobb	1	0	0	0.0	0.00	0	0.0	0	0.0	—	0-0	39.6
Archie Griffin	1	1	18	100.0	18.00	1	100.0	0	0.0	18t	1-3	158.3
Pat McNally	1	1	4	100.0	4.00	0	0.0	0	0.0	4	0-0	83.3
BENGALS	385	192	2550	49.9	6.62	12	3.1	16	4.2	94t	31-217	64.3
OPPONENTS	351	196	2453	55.8	6.99	14	4.0	16	4.6	82t	25-226	72.0

## USUAL STARTERS

OFFENSE	DEFENSE
WR Isaac Curtis	LDE Gary Burley
LOT Rufus Mayes	LDT Eddie Edwards
LG John Shimmers	RDT Wilson Whitley
Glenn Bujnoch	RDE Coy Bacon
C Bob Johnson	LLB Bo Harris
RG Dave Lapham	MLB Jim LeClair
ROT Vernon Holland	RLB Reggie Williams
TE Bob Trumpy	LCB Lemar Parrish
WR Billy Brooks	RCB Ken Riley
QB Ken Anderson	SS Tommy Casanova
HB Archie Griffin	FS Marvin Cobb
FB Pete Johnson	

DEFENSE***	ST	AT	TT	SKS-YDS	INT-YDS	PD	FF	FR-YDS
Reggie Williams	104	16	120	0.5-7.5	3-67	2	1	2-0
Jim LeClair	82	26	108	2-21	2-8	3	0	3-0
Eddie Edwards	60	11	71	4-31	0-0	1	1	1-0
Bo Harris	50	17	67	2-20.5	2-17	9	0	0-0
Gary Burley	55	11	66	8.5-71.5	0-0	1	0	1-0
Wilson Whitley	36	13	49	0-0	0-0	5	0	1-0
Ken Riley	43	3	46	0-0	2-14	11	0	1-6
Marvin Cobb	34	8	42	0-0	2-37	4	0	0-0
Jerry Anderson	35	6	41	0-0	0-0	1	1	2-0
Coy Bacon	27	9	36	5.5-45.5	0-0	3	0	2-0
Tommy Casanova	28	6	34	0.5-5	1-0	5	1	1-0
Walter Johnson	28	4	32	1-11	0-0	0	0	0-0
Lemar Parrish	25	2	27	0-0	3-95	12	0	0-0
Melvin Morgan	24	3	27	0-0	1-0	6	0	1-0
Glenn Cameron	16	6	22	0-0	0-0	1	0	0-0
Ray Phillips	15	1	16	0-0	0-0	2	1	1-0
Tony Davis	10	2	12	0-0	0-0	0	0	1-0
Jim Corbett	8	3	11	0-0	0-0	0	0	0-0
Ken Johnson	5	2	7	1-13	0-0	0	0	0-0
Scott Perry	6	0	6	0-0	0-0	0	0	0-0
Willie Shelby	6	0	6	0-0	0-0	0	0	0-0
Steve Holden	2	2	4	0-0	0-0	0	0	1-0
Bob Johnson	2	1	3	0-0	0-0	0	0	0-0
Boobie Clark	2	0	2	0-0	0-0	0	0	0-0
Lenvil Elliott	2	0	2	0-0	0-0	0	0	1-0
Archie Griffin	2	0	2	0-0	0-0	0	0	1-0
Pete Johnson	2	0	2	0-0	0-0	0	0	0-0
Billy Brooks	1	0	1	0-0	0-0	0	0	0-0
Glenn Bujnoch	1	0	1	0-0	0-0	0	0	0-0
Isaac Curtis	1	0	1	0-0	0-0	0	0	0-0
Greg Fairchild	1	0	1	0-0	0-0	0	0	0-0
John McDaniel	1	0	1	0-0	0-0	0	0	1-0
John Reaves	1	0	1	0-0	0-0	0	0	0-0
Rick Walker	1	0	1	0-0	0-0	0	0	0-0
Mike Wells	1	0	1	0-0	0-0	0	0	1-0
Pat McNally	0	0	0	0-0	0-0	0	0	1-0

BLOCKED KICKS	BP	BFG	BXP
Tony Davis	1	0	0
Jim LeClair	0	0	1
Scott Perry	1	0	0
Ray Phillips	1	0	0

\* NOTE: Time of possession became an official statistic in 1977. However, the game clock at Cincinnati's Oct. 23 game vs. Denver failed, thus no time of possession was documented for that contest. Without that information, it is impossible to determine the correct time of possession averages for both Cincinnati and Denver that season. The Bengals' averages listed above include only their remaining 13 games of '77, and thus are considered incomplete and unofficial.

\*\* NOTE: The two-point conversion was not instituted in the NFL until 1994.

\*\*\* NOTE: It was not standard practice to separate the three types of defensive statistics — defense, special teams and miscellaneous — until 1988. Thus, the defensive statistics listed above include the combined totals of all three types. All defensive statistics above are press box statistics produced at the games.

# 1978 STATISTICS

RECORD: 4-12-0

HEAD COACH: BILL JOHNSON (GAMES 1-5; RECORD 0-5),  
HOMER RICE (GAMES 6-16; RECORD 4-7)

DATE	W-L	SCORE	OPPONENT	ATTENDANCE
9-3-78	L	23-24	KANSAS CITY	41,810
9-10-78	L	10-13 (OT)	at Cleveland	72,691
9-17-78	L	3-28	PITTSBURGH	50,260
9-24-78	L	18-20	NEW ORLEANS	40,455
10-1-78	L	12-28	at San Francisco	41,107
10-9-78	L	0-21	at Miami	54,729
10-15-78	L	3-10	NEW ENGLAND	48,699
10-22-78	L	0-5	at Buffalo	47,754
10-29-78	W	28-13	HOUSTON	50,532
11-5-78	L	13-22	at San Diego	43,639
11-13-78	L	21-34	OAKLAND	51,374
11-19-78	L	6-7	at Pittsburgh	47,578
11-26-78	L	10-17	at Houston	43,245
12-3-78	W	37-7	ATLANTA	25,336
12-11-78	W	20-19	at Los Angeles	47,471
12-17-78	W	48-16	CLEVELAND	46,985

TEAM STATISTICS	BENGALS	OPPONENTS
TOTAL FIRST DOWNS	271	269
Rushing	105	121
Passing	141	118
Penalty	25	30
3rd Down: Made-Att	—	—
3rd Down Pct.	—	—
4th Down: Made-Att	—	—
4th Down Pct.	—	—
POSSESSION AVG.	29:58	30:02
TOTAL NET YARDS	4872	4632
Avg. Per Game	304.5	289.5
Total Plays	1034	1036
Avg. Per Play	4.7	4.5
NET YARDS RUSHING	2131	2396
Avg. Per Game	133.2	149.8
Total Rushes	526	607
NET YARDS PASSING	2741	2236
Avg. Per Game	171.3	139.8
Sacked-Yards Lost	38-298	33-284
Gross Yards	3039	2520
Att.-Completions	470-250	396-193
Completion Pct.	53.2	48.7
Had Intercepted	30	20
PUNTS-AVG.	95-42.4	108-41.6
Net Punting Avg.	—	—
PENALTIES-YARDS	110-956	123-1074
FUMBLES-BALLS LOST	36-19	36-17
TOUCHDOWNS	29	34
Rushing	10	16
Passing	14	14
Returns	5	4

SCORE BY PERIODS	1	2	3	4	OT	PTS
BENGALS	30	79	46	97	0	252
OPPONENTS	66	106	53	56	3	284

SCORING	TD	TD-R	TD-P	TD-Rt	PAT	FG	S	PTS
Chris Bahr	0	0	0	0	26-29	16-30	0	74
Pete Johnson	7	7	0	0	—	—	0	42
Don Bass	5	0	4	1	—	—	0	30
Isaac Curtis	3	0	3	0	—	—	0	18
Archie Griffin	3	0	3	0	—	—	0	18
Scott Perry	3	0	0	3	—	—	0	18
Billy Brooks	2	0	2	0	—	—	0	12
Tony Davis	2	2	0	0	—	—	0	12
Rick Walker	2	0	2	0	—	—	0	12
Ken Anderson	1	1	0	0	—	—	0	6
Dick Jauron	1	0	0	1	—	—	0	6
Gary Burley	0	0	0	0	—	—	1	2
(team)	—	—	—	—	—	—	1	2
BENGALS	29	10	14	5	26-29	16-30	2	252
OPPONENTS	34	16	14	4	30-34	16-23	1	284

Two-point conversions: (NA\*).

RUSHING	ATT	YDS	AVG	LG	TD
Pete Johnson	180	762	4.2	50t	7
Archie Griffin	132	484	3.7	30	0
Deacon Turner	84	333	4.0	65	0
Boobie Clark	40	187	4.7	20	0
Ken Anderson	29	167	5.8	16	1
Lenvil Elliott	29	75	2.6	12	0
Tony Davis	21	57	2.7	15	2
John Reaves	6	50	8.3	20	0
Tom Dinkel	1	20	20.0	20	0
Isaac Curtis	1	1	1.0	1	0
Rob Hertel	1	0	0.0	0	0
Dennis Law	1	-1	-1.0	-1	0
Don Bass	1	-4	-4.0	-4	0
BENGALS	526	2131	4.1	65	10
OPPONENTS	607	2396	3.9	70t	16

RECEIVING	REC	YDS	AVG	LG	TD
Isaac Curtis	47	737	15.7	57	3
Archie Griffin	35	284	8.1	27	3
Pete Johnson	31	236	7.6	34	0
Billy Brooks	30	506	16.9	45	2
Don Bass	27	447	16.6	51t	4
Pat McNally	15	189	12.6	49	0
Jim Corbett	12	187	15.6	51	0
Rick Walker	12	126	10.5	28	2
Lenvil Elliott	12	100	8.3	18	0
Boobie Clark	11	73	6.6	26	0
Deacon Turner	11	50	4.5	8	0
Dennis Law	5	81	16.2	20	0
Tony Davis	2	23	11.5	14	0
BENGALS	250	3039	12.2	57	14
OPPONENTS	193	2520	13.1	53	14

INTERCEPTIONS	NO	YDS	AVG	LG	TD
Dick Jauron	4	52	13.0	24t	1
Scott Perry	3	59	19.7	39t	2
Ken Riley	3	33	11.0	17	0
Louis Breeden	3	25	8.3	18	0
Melvin Morgan	1	64	64.0	64	0
Ron Shumon	1	48	48.0	48	0
Marvin Cobb	1	13	13.0	13	0
Jim LeClair	1	11	11.0	11	0
Reggie Williams	1	11	11.0	11	0
Eddie Edwards	1	2	2.0	2	0
Tom Dinkel	1	1	1.0	1	0
BENGALS	20	319	16.0	64	3
OPPONENTS	30	211	7.0	40	2

PUNTING	NO	YDS	AVG	NET	TB	IN-20	LG	BLK.
Pat McNally	91	3919	43.1	—	10	—	65	0
Chris Bahr	4	108	27.0	—	1	—	41	0
BENGALS	95	4027	42.4	—	11	—	65	0
OPPONENTS	108	4496	41.6	—	—	—	—	—

PUNT RETURNS	NO	FC	YDS	AVG	LG	TD
Dennis Law	25	4	106	4.2	17	0
Tony Davis	22	8	130	5.9	12	0
Louis Breeden	6	1	-12	-2.0	1	0
Don Bass	3	0	8	2.7	7	0
Dick Jauron	3	2	32	10.7	15	0
BENGALS	59	15	264	4.5	17	0
OPPONENTS	58	—	564	9.7	—	0

KICKOFF RETURNS	NO	YDS	AVG	LG	TD
Ray Griffin	37	787	21.3	39	0
Don Bass	7	138	19.7	33	0
Archie Griffin	4	94	23.5	26	0
Tony Davis	3	51	17.0	21	0
Dennis Law	2	30	15.0	17	0
Deacon Turner	1	24	24.0	24	0
Jim Corbett	1	15	15.0	15	0
Louis Breeden	1	12	12.0	12	0
Boobie Clark	1	11	11.0	11	0
Ted Vincent	1	2	2.0	2	0
BENGALS	58	1164	20.1	39	0
OPPONENTS	49	1105	22.6	—	0

FIELD GOALS	1-19	20-29	30-39	40-49	50+
Chris Bahr	0-0	5-7	4-8	6-12	1-3
BENGALS	0-0	5-7	4-8	6-12	1-3
Chris Bahr:	(42G), (30B, 37N, 37G), (50N, 33G), (47N, 42G, 22G, 20G), (46G), (29B), (25N, 52G, 44N, 51N), (—), (45N), (49N), (—), (48N, 29G, 48G), (38N, 34G), (46N, 32G), (24G, 37B, 42G), (23G, 49G).				

PASSING	ATT	CMP	YDS	CMP%	YDS/ATT	TD	TD%	INT	INT%	LG	SKD-YDS	RAT
Ken Anderson	319	173	2219	54.2	6.96	10	3.1	22	6.9	57	30-237	58.0
John Reaves	144	74	790	51.4	5.49	3	2.1	8	5.6	51t	8-61	51.6
Rob Hertel	4	1	9	25.0	2.25	0	0.0	0	0.0	9	0-0	39.6
Archie Griffin	3	2	21	66.7	7.00	1	33.3	0	0.0	18	0-0	126.4
BENGALS	470	250	3039	53.2	6.47	14	3.0	30	6.4	57	38-298	56.7
OPPONENTS	396	193	2520	48.7	6.36	14	3.5	20	5.1	53	33-284	60.0

## USUAL STARTERS

OFFENSE	DEFENSE
WR Isaac Curtis	LDE Gary Burley
LOT Mike Wilson	LDT Wilson Whitley
Rufus Mayes	RDT Eddie Edwards
LG Glenn Bujnoch	RDE Ross Browner
C Blair Bush	LLB Glenn Cameron
RG Dave Lapham	MLB Jim LeClair
ROT Vernon Holland	RLB Reggie Williams
TE Don Bass	LCB Louis Breeden
WR Billy Brooks	RCB Ken Riley
QB Ken Anderson	SS Marvin Cobb
HB Archie Griffin	FS Scott Perry
Deacon Turner	
Pete Johnson,	
Boobie Clark	

DEFENSE**	ST	AT	TT	SKS-YDS	INT-YDS	PD	FF	FR-YDS
Jim LeClair	91	27	118	2-22	1-11	2	1	0-0
Glenn Cameron	63	30	93	3-23	0-0	4	0	0-0
Reggie Williams	69	17	86	3-20	1-11	10	1	1-30
Gary Burley	63	19	82	4-29	0-0	2	2	0-0
Louis Breeden	60	9	69	1-4	3-25	12	0	0-0
Ross Browner	53	16	69	6.5-73.5	0-0	2	2	3-21
Marvin Cobb	50	12	62	0-0	1-13	12	0	0-0
Wilson Whitley	43	15	58	3-30	0-0	2	0	2-10
Eddie Edwards	45	12	57	5.5-39.5	1-2	0	0	2-0
Tom Dinkel	30	11	41	2-16	1-1	1	1	3-0
Dick Jauron	29	12	41	1-15	4-52	4	0	0-0
Scott Perry	35	14	49	0-0	3-59	8	0	1-0
Ken Riley	26	2	28	0-0	3-33	11	0	1-0
Tom DePaso	15	5	20	0-0	0-0	0	1	0-0
Melvin Morgan	14	6	20	0-0	1-64	3	1	0-0
Ron Shumon	6	5	11	0-0	1-48	0	0	0-0
Boobie Clark	10	0	10	0-0	0-0	0	0	0-0
Jim Corbett	9	1	10	0-0	0-0	0	0	0-0
Ted Vincent	6	4	10	0-0	0-0	1	0	0-0
Ray Griffin	9	0	9	0-0	0-0	0	0	1-0
Tony Davis	8	1	9	0-0	0-0	0	0	0-0
Bo Harris	7	0	7	2-12	0-0	2	0	1-0
Blair Bush	6	1	7	0-0	0-0	0	0	0-0
Chris Devlin	3	3	6	0-0	0-0	0	0	0-0
Tom Ruud	5	0	5	0-0	0-0	0	0	0-0
Don Bass	4	0	4	0-0	0-0	0	0	1-0
Lenvil Elliott	3	0	3	0-0	0-0	0	0	0-0
Ray Phillips	3	0	3	0-0	0-0	0	0	0-0
Dave Purefory	3	0	3	0-0	0-0	0	0	0-0
Archie Griffin	2	0	2	0-0	0-0	0	0	0-0
Bob Johnson	2	0	2	0-0	0-0	0	0	1-0
Dave Lapham	2	0	2	0-0	0-0	0	0	0-0
Dennis Law	2	0	2	0-0	0-0	0	0	0-0
Chris Bahr	1	1	2	0-0	0-0	0	0	0-0
Isaac Curtis	1	0	1	0-0	0-0	0	0	0-0
Pat McNally	1	0	1	0-0	0-0	0	0	0-0
Deacon Turner	0	1	1	0-0	0-0	0	0	0-0

BLOCKED KICKS	BP	BFG	BXP
Scott Perry	1	0	0

\* NOTE: The two-point conversion was not instituted in the NFL until 1994.

\*\* NOTE: It was not standard practice to separate the three types of defensive statistics — defense, special teams and miscellaneous — until 1988. Thus, the defensive statistics listed above include the combined totals of all three types. All defensive statistics above are press box statistics produced at the games.

# 1979 STATISTICS

RECORD: 4-12-0

HEAD COACH: HOMER RICE

DATE	W-L	SCORE	OPPONENT	ATTENDANCE
9-2-79	L	0-10	at Denver	74,788
9-9-79	L	24-51	at Buffalo	43,504
9-16-79	L	14-20	NEW ENGLAND	41,805
9-23-79	L	27-30 (OT)	HOUSTON	45,615
9-30-79	L	13-38	at Dallas	63,179
10-7-79	L	7-10	KANSAS CITY	40,041
10-14-79	W	34-10	PITTSBURGH	52,381
10-21-79	L	27-28	at Cleveland	75,119
10-28-79	W	37-13	PHILADELPHIA	42,036
11-4-79	L	28-38	at Baltimore	37,740
11-11-79	L	24-26	SAN DIEGO	40,782
11-18-79	L	21-42	at Houston	49,829
11-25-79	W	34-28	ST. LOUIS	25,103
12-2-79	L	17-37	at Pittsburgh	46,521
12-9-79	L	14-28	at Washington	52,882
12-16-79	W	16-12	CLEVELAND	42,183

TEAM STATISTICS	BENGALS	OPPONENTS
TOTAL FIRST DOWNS	289	334
Rushing	138	133
Passing	131	175
Penalty	20	26
3rd Down: Made-Att.	—	—
3rd Down Pct.	—	—
4th Down: Made-Att.	—	—
4th Down Pct.	—	—
POSSESSION AVG.	30:48	29:12
TOTAL NET YARDS	4639	5911
Avg. Per Game	289.9	369.4
Total Plays	1049	1052
Avg. Per Play	4.4	5.6
NET YARDS RUSHING	2329	2219
Avg. Per Game	145.6	138.7
Total Rushes	560	528
NET YARDS PASSING	2310	3692
Avg. Per Game	144.4	230.8
Sacked-Yards Lost	63-511	32-216
Gross Yards	2821	3908
Att.-Completions	426-228	492-275
Completion Pct.	53.5	55.9
Had Intercepted	15	20
PUNTS-AVG.	91-40.4	71-39.6
Net Punting Avg.	—	—
PENALTIES-YARDS	88-744	101-871
FUMBLES-BALLS LOST	24-14	39-24
TOUCHDOWNS	43	52
Rushing	23	22
Passing	17	27
Returns	3	3

SCORE BY PERIODS	1	2	3	4	OT	PTS
BENGALS	83	115	75	64	0	337
OPPONENTS	57	140	106	115	3	421

SCORING	TD	TD-R	TD-P	TD-RT	PAT	FG	S	PTS
Pete Johnson	15	14	1	0	—	—	0	90
Chris Bahr	0	0	0	0	40-42	13-23	0	79
Isaac Curtis	8	0	8	0	—	—	0	48
Jack Thompson	5	5	0	0	—	—	0	30
Don Bass	3	0	3	0	—	—	0	18
Ken Anderson	2	2	0	0	—	—	0	12
Archie Griffin	2	0	2	0	—	—	0	12
Charles Alexander	1	1	0	0	—	—	0	6
Billy Brooks	1	0	1	0	—	—	0	6
Ray Griffin	1	0	0	1	—	—	0	6
Howie Kurnick	1	0	0	1	—	—	0	6
Jim LeClair	1	0	0	1	—	—	0	6
Dan Ross	1	0	1	0	—	—	0	6
Deacon Turner	1	1	0	0	—	—	0	6
Rick Walker	1	0	1	0	—	—	0	6
BENGALS	43	23	17	3	40-43	13-23	0	337
OPPONENTS	52	22	27	3	49-52	20-27	0	421

Two-point conversions: (NA)\*.

PASSING	ATT	CMP	YDS	CMP%	YDS/ATT	TD	TD%	INT	INT%	LG	SKD-YDS	RAT
Ken Anderson	339	189	2340	55.8	6.90	16	4.7	10	2.9	73t	46-324	80.7
Jack Thompson	87	39	481	44.8	5.53	1	1.1	5	5.7	50	16-178	42.4
Steve Kreider	0	0	0	—	—	0	—	0	—	—	1-9	—
BENGALS	426	228	2821	53.5	6.62	17	4.0	15	3.5	73t	63-511	72.9
OPPONENTS	492	275	3908	55.9	7.94	27	5.5	20	4.1	59	32-216	83.1

RUSHING	ATT	YDS	AVG	LG	TD
Pete Johnson	243	865	3.6	35t	14
Archie Griffin	140	688	4.9	63	0
Charles Alexander	88	286	3.3	17	1
Ken Anderson	28	235	8.4	21	2
Jack Thompson	21	116	5.5	21	5
Deacon Turner	28	86	3.1	10	1
Don Bass	4	35	8.8	14	0
Pat McNally	1	18	18.0	18	0
Tom Dinkel	2	14	7.0	9	0
Steve Kreider	2	0	0.0	0	0
Nathan Poole	1	-3	-3.0	-3	0
Isaac Curtis	2	-11	-5.5	-4	0
BENGALS	560	2329	4.2	63	23
OPPONENTS	528	2219	4.2	36	22

RECEIVING	REC	YDS	AVG	LG	TD
Don Bass	58	724	12.5	50	3
Archie Griffin	43	417	9.7	52t	2
Dan Ross	41	516	12.6	41	1
Isaac Curtis	32	605	18.9	67t	8
Pete Johnson	24	154	6.4	15t	1
Charles Alexander	11	91	8.3	13	0
Billy Brooks	8	214	26.8	73t	1
Jim Corbett	3	34	11.3	15	0
Steve Kreider	3	20	6.7	8	0
Deacon Turner	2	18	9.0	10	0
Pat McNally	1	24	24.0	24	0
Rick Walker	1	14	14.0	14	1
Nathan Poole	1	-10	-10.0	-10	0
BENGALS	228	2821	12.4	73t	17
OPPONENTS	275	3908	14.2	59	27

INTERCEPTIONS	NO	YDS	AVG	LG	TD
Dick Jauron	6	41	6.8	12	0
Ray Griffin	4	167	41.8	96t	1
Marvin Cobb	3	19	6.3	14	0
Reggie Williams	2	5	2.5	3	0
Jim Browner	1	15	15.0	15	0
Scott Perry	1	11	11.0	11	0
Wilson Whitley	1	2	2.0	2	0
Jim LeClair	1	0	0.0	0	0
Ken Riley	1	0	0.0	0	0
BENGALS	20	260	13.0	96t	1
OPPONENTS	15	305	20.3	68	2

PUNTING	NO	YDS	AVG	NET	TB	IN-20	LG	BLK.
Pat McNally	89	3678	41.3	—	12	—	61	2
BENGALS	91	3678	40.4	—	12	—	61	2
OPPONENTS	71	2812	39.6	—	—	—	—	—

PUNT RETURNS	NO	FC	YDS	AVG	LG	TD
Vaughn Lusby	32	4	260	8.1	40	0
Mike Levenseller	8	2	46	5.8	21	0
Scott Burk	1	1	0	0.0	0	0
Dick Jauron	1	2	10	10.0	10	0
BENGALS	42	9	316	7.5	40	0
OPPONENTS	48	—	325	6.8	—	0

KICKOFF RETURNS	NO	YDS	AVG	LG	TD
Deacon Turner	55	1149	20.9	36	0
Nathan Poole	7	128	18.3	24	0
Vaughn Lusby	6	92	15.3	28	0
Jim Browner	6	87	14.5	26	0
Howie Kurnick	4	60	15.0	20	0
Ross Browner	2	29	14.5	15	0
Ray Griffin	1	15	15.0	15	0
BENGALS	81	1560	19.3	36	0
OPPONENTS	63	1258	20.0	—	0

FIELD GOALS	1-19	20-29	30-39	40-49	50+
Chris Bahr	0-0	4-6	3-7	4-8	2-2
BENGALS	0-0	4-6	3-7	4-8	2-2
Chris Bahr: (—), (24G), (37N), (48N, 55G, 32N, 52G), (48G, 38G), (43N), (49N), (25N), (24G, 24G, 43G), (38N), (28G), (—), (38G, 33G, 27N), (37N, 46G), (—), (43G, 46N).					

## USUAL STARTERS

OFFENSE	DEFENSE
WR Don Bass	LDE Gary Burley
LOT Mike Wilson	LDT Eddie Edwards
LG Glenn Bujnoch	RDT Wilson Whitley
C Blair Bush	RDE Ross Browner
RG Dave Lapham	LLB Bo Harris
ROT Vernon Holland	MLB Jim LeClair
TE Dan Ross	RLB Reggie Williams
WR Isaac Curtis	LCB Louis Breeden
QB Ken Anderson	RCB Ken Riley
HB Archie Griffin	SS Marvin Cobb
FB Pete Johnson	FS Dick Jauron

DEFENSE**	ST	AT	TT	SKS-YDS	INT-YDS	PD	FF	FR-YDS
Jim LeClair	92	46	138	0-0	1-0	5	0	1-27
Reggie Williams	66	25	91	3-16	2-5	5	2	1-0
Bo Harris	59	18	77	4-33	0-0	4	1	0-0
Dick Jauron	55	18	73	0-0	6-41	5	2	3-0
Marvin Cobb	50	17	67	0-0	3-19	7	0	0-0
Gary Burley	56	10	66	5-40	0-0	2	0	0-0
Ross Browner	48	16	64	6-36.5	0-0	2	1	2-0
Jim Browner	48	13	61	0-0	1-15	4	2	1-0
Eddie Edwards	40	15	55	4.5-40	0-0	2	0	2-0
Wilson Whitley	32	11	43	3.5-19.5	1-2	3	1	2-0
Ken Riley	33	9	42	0-0	1-0	13	0	3-31
Tom Dinkel	31	11	42	1-1	0-0	1	0	0-0
Glenn Cameron	29	12	41	0-0	0-0	1	0	0-0
Scott Perry	23	9	32	0-0	1-11	3	0	0-0
Ray Griffin	30	1	31	0-0	4-167	6	0	1-0
Mike White	20	8	28	2-16	0-0	0	0	0-0
Louis Breeden	17	5	22	0-0	0-0	5	0	0-0
Mack Mitchell	13	7	20	3-14	0-0	1	0	0-0
Tom Ruud	14	5	19	0-0	0-0	0	0	0-0
Howie Kurnick	16	1	17	0-0	0-0	0	2	2-38
Mike Levenseller	14	2	16	0-0	0-0	0	0	2-0
Vaughn Lusby	11	1	12	0-0	0-0	0	1	2-0
Scott Burk	4	1	5	0-0	0-0	0	0	1-0
Nathan Poole	4	1	5	0-0	0-0	0	0	1-0
Jim Corbett	3	0	3	0-0	0-0	0	0	0-0
Rick Walker	3	0	3	0-0	0-0	0	0	0-0
Mike Wilson	2	0	2	0-0	0-0	0	0	0-0
Charles Alexander	1	0	1	0-0	0-0	0	0	0-0
Chris Bahr	1	0	1	0-0	0-0	0	0	0-0
Blair Bush	1	0	1	0-0	0-0	0	0	0-0
Isaac Curtis	1	0	1	0-0	0-0	0	0	0-0
Pete Johnson	1	0	1	0-0	0-0	0	0	0-0
Dave Lapham	1	0	1	0-0	0-0	0	0	0-0
Max Montoya	1	0	1	0-0	0-0	0	0	0-0

BLOCKED KICKS	BP	BFG	BXP
Gary Burley	0	1	0
Marvin Cobb	0	1	0

\* NOTE: The two-point conversion was not instituted in the NFL until 1994.

\*\* NOTE: It was not standard practice to separate the three types of defensive statistics — defense, special teams and miscellaneous — until 1988. Thus, the defensive statistics listed above include the combined totals of all three types. All defensive statistics above are press box statistics produced at the games.



# 1980 STATISTICS

RECORD: 6-10-0

HEAD COACH: FORREST GREGG

DATE	W-L	SCORE	OPPONENT	ATTENDANCE
9-7-80	L	12-17	TAMPA BAY	43,211
9-14-80	L	16-17	at Miami	38,322
9-21-80	W	30-28	PITTSBURGH	52,490
9-28-80	L	10-13	HOUSTON	50,413
10-5-80	L	9-14	at Green Bay	55,006
10-12-80	W	17-16	at Pittsburgh	53,668
10-19-80	W	14-0	MINNESOTA	44,487
10-26-80	L	3-23	at Houston	49,189
11-2-80	L	14-31	SAN DIEGO	46,406
11-9-80	L	17-28	at Oakland	44,132
11-16-80	L	0-14	BUFFALO	40,836
11-23-80	L	7-31	at Cleveland	79,253
11-30-80	W	20-6	at Kansas City	41,594
12-7-80	W	34-33	BALTIMORE	35,651
12-14-80	W	17-14 (OT)	at Chicago	48,808
12-21-80	L	24-27	CLEVELAND	50,058

TEAM STATISTICS	BENGALS	OPPONENTS
TOTAL FIRST DOWNS	283	286
Rushing	111	111
Passing	147	154
Penalty	25	21
3rd Down: Made-Att.	—	—
3rd Down Pct.	—	—
4th Down: Made-Att.	—	—
4th Down Pct.	—	—
POSSESSION AVG.	30:57	29:03
TOTAL NET YARDS	4884	4804
Avg. Per Game	305.3	300.3
Total Plays	1060	995
Avg. Per Play	4.6	4.8
NET YARDS RUSHING	2069	1680
Avg. Per Game	129.3	105.0
Total Rushes	513	469
NET YARDS PASSING	2815	3124
Avg. Per Game	175.9	195.3
Sacked-Yards Lost	37-287	35-302
Gross Yards	3102	3426
Att.-Completions	510-281	491-284
Completion Pct.	55.1	57.8
Had Intercepted	25	20
PUNTS-AVG.	87-39.7	72-38.5
Net Punting Avg.	—	—
PENALTIES-YARDS	118-949	106-809
FUMBLES-BALLS LOST	22-8	44-22
TOUCHDOWNS	28	38
Rushing	9	13
Passing	17	22
Returns	2	3

SCORE BY PERIODS	1	2	3	4	OT	PTS
BENGALS	80	65	30	66	3	244
OPPONENTS	17	109	85	101	0	312

SCORING	TD	TD-R	TD-P	TD-R	PAT	FG	S	PTS
Ian Sunter	0	0	0	0	15-15	0	48	0
Pete Johnson	7	6	1	0	—	—	0	42
Don Bass	6	0	6	0	—	—	0	36
Dan Ross	4	0	4	0	—	—	0	24
Jim Breech	0	0	0	0	11-12	4-7	0	23
Isaac Curtis	3	0	3	0	—	—	0	18
Charles Alexander	2	2	0	0	—	—	0	12
Ray Griffin	2	0	0	2	—	—	0	12
Pat McNally	2	0	2	0	—	—	0	12
Jack Thompson	1	1	0	0	—	—	0	6
Deacon Turner	1	0	1	0	—	—	0	6
Reggie Williams	0	0	0	0	—	—	1	2
Sandro Vitiello	0	0	0	0	1-1	0-2	0	1
(team)	—	—	—	—	—	—	1	2
BENGALS	28	9	17	2	27-28	15-29	2	244
OPPONENTS	38	13	22	3	36-38	16-27	0	312

Two-point conversions: (NA\*).

RUSHING	ATT	YDS	AVG	LG	TD
Pete Johnson	186	747	4.0	57t	6
Charles Alexander	169	702	4.2	37	2
Archie Griffin	85	260	3.1	14	0
Deacon Turner	30	130	4.3	24	0
Ken Anderson	16	122	7.6	20	0
Jack Thompson	18	84	4.7	15	1
Cleotha Montgomery	1	12	12.0	12	0
Mike Levenseller	1	6	6.0	6	0
Nathan Poole	5	6	1.2	7	0
M.L. Harris	1	0	0.0	0	0
Pat McNally	1	0	0.0	0	0
BENGALS	513	2069	4.0	57t	9
OPPONENTS	469	1680	3.6	55t	13

RECEIVING	REC	YDS	AVG	LG	TD
Dan Ross	56	724	12.9	37	4
Isaac Curtis	43	610	14.2	67t	3
Charles Alexander	36	192	5.3	23	0
Don Bass	32	409	12.8	55t	6
Archie Griffin	28	196	7.0	19	0
Pete Johnson	21	172	8.2	28t	1
Pat McNally	18	269	14.9	59t	2
Steve Kreider	17	272	16.0	30	0
Deacon Turner	12	73	6.1	15t	1
M.L. Harris	10	137	13.7	26	0
Jim Corbett	3	28	9.3	12	0
Mike Levenseller	2	30	15.0	22	0
Nathan Poole	2	-4	-2.0	3	0
Anthony Munoz	1	-6	-6.0	-6	0
BENGALS	281	3102	11.0	67t	17
OPPONENTS	284	3426	12.1	68t	22

INTERCEPTIONS	NO	YDS	AVG	LG	TD
Louis Breedon	7	91	13.0	29	0
Glenn Cameron	3	43	14.3	27	0
Ken Riley	3	9	3.0	9	0
Ray Griffin	2	80	40.0	52t	2
Reggie Williams	2	8	4.0	8	0
Dick Jauron	1	11	11.0	11	0
Bryan Hicks	1	8	8.0	8	0
Greg Bright	1	5	5.0	5	0
BENGALS	20	255	12.8	52t	2
OPPONENTS	25	351	14.0	47	0

PUNTING	NO	YDS	AVG	NET	TB	IN-20	LG	BLK.
Pat McNally	83	3390	40.8	—	12	—	61	2
Jim Breech	2	67	33.5	—	1	—	37	0
BENGALS	85	3457	40.7	—	13	—	61	2
OPPONENTS	72	2773	38.5	—	—	—	—	—

PUNT RETURNS	NO	FC	YDS	AVG	LG	TD
Cleotha Montgomery	31	7	223	7.2	42	0
Jo-Jo Heath	6	1	29	4.8	11	0
Greg Bright	1	0	0	0.0	0	0
Reggie Williams	1	0	0	0.0	0	0
BENGALS	39	8	252	6.5	42	0
OPPONENTS	46	—	478	10.4	—	0

KICKOFF RETURNS	NO	YDS	AVG	LG	TD
Cleotha Montgomery	44	843	19.2	40	0
Deacon Turner	9	173	19.2	31	0
Bryan Hicks	5	87	17.4	21	0
Jo-Jo Heath	3	51	17.0	21	0
Steve Kreider	1	19	19.0	19	0
Jim Browner	2	10	5.0	10	0
Nathan Poole	1	8	8.0	8	0
Ron Simpkins	3	8	2.7	8	0
BENGALS	68	1199	17.6	40	0
OPPONENTS	57	1180	20.7	—	1

FIELD GOALS	1-19	20-29	30-39	40-49	50+
Ian Sunter	0-0	7-7	3-7	1-5	0-1
Jim Breech	0-0	2-2	1-2	1-3	0-0
Sandro Vitiello	0-0	0-0	0-2	0-0	0-0
BENGALS	0-0	9-9	4-11	2-8	0-1

Ian Sunter: (35G), (48N, 46N), (32N, 21G, 42G, 27G), (26G), (20G, 31G, 34G), (24G, 52N, 38N), (33N), (23G, 43N), (35N), (29G, 43N), (—), (—), (—), (—), (—), (—).

Sandro Vitiello: (—), (—), (—), (—), (—), (—), (—), (—), (—), (—), (—), (30B, 33N), (—), (—), (—), (—).

Jim Breech: (—), (—), (—), (—), (—), (—), (—), (—), (—), (—), (—), (—), (47N), (21G, 32G), (28G, 45N), (33N, 42G).

PASSING	ATT	CMP	YDS	CMP%	YDS/ATT	TD	TD%	INT	INT%	LG	SKD-YDS	RAT
Ken Anderson	275	166	1778	60.4	6.47	6	2.2	13	4.7	67t	24-174	66.9
Jack Thompson	234	115	1324	49.1	5.66	11	4.7	12	5.1	59t	13-113	60.9
Steve Kreider	1	0	0	0.0	0.00	0	0.0	0	0.0	—	0-0	39.6
BENGALS	510	281	3102	55.1	6.08	17	3.3	25	4.9	67t	37-287	64.0
OPPONENTS	491	284	3426	57.8	6.98	22	4.5	20	4.1	68t	35-302	77.3

## USUAL STARTERS

OFFENSE	DEFENSE
WR Don Bass	LDE Eddie Edwards
LOT Anthony Munoz	NT Wilson Whitley
LG Glenn Bujnoch	RDE Ross Browner
C Blair Bush	LOLB Tom Dinkel,
RG Max Montoya	Bo Harris
ROT Mike Wilson	LILB Jim LeClair
TE Dan Ross	RILB Glenn Cameron
WR Isaac Curtis	ROLB Reggie Williams
QB Ken Anderson	LCB Ray Griffin
HB Charles Alexander,	RCB Ken Riley
Archie Griffin	SS Greg Bright
Pete Johnson,	FS Dick Jauron
Charles Alexander	

DEFENSE**	ST	AT	TT	SKS-YDS	INT-YDS	PD	FF	FR-YDS
Jim LeClair	74	24	98	0-0	0-0	7	0	1-0
Glenn Cameron	74	12	86	0-0	3-43	2	2	1-0
Reggie Williams	64	16	80	2-22	2-8	3	0	1-0
Tom Dinkel	49	14	63	1-11	0-0	2	0	3-0
Ray Griffin	50	8	58	0-0	2-80	8	1	2-14
Ross Browner	47	11	58	8-74	0-0	5	0	1-0
Bo Harris	44	11	55	2-11	0-0	3	2	2-15
Ken Riley	51	3	54	0-0	3-9	14	0	1-0
Bryan Hicks	46	6	52	1-10	1-8	4	1	1-0
Dick Jauron	40	9	49	0-0	1-11	3	1	1-0
Greg Bright	37	10	47	1-10	1-5	2	1	3-0
Eddie Edwards	42	1	43	12-105	0-0	1	0	1-0
Louis Breedon	38	0	38	0-0	7-91	12	0	0-0
Ron Simpkins	26	10	36	1-0	0-0	2	1	1-0
Wilson Whitley	25	7	32	2-16	0-0	0	0	0-0
Rick Razzano	11	4	15	0-0	0-0	0	0	1-0
Nathan Poole	10	1	11	0-0	0-0	0	1	1-0
Mike St. Clair	10	1	11	5-43	0-0	0	0	0-0
Gary Burley	9	0	9	0-0	0-0	1	0	0-0
Mike Levenseller	7	1	8	0-0	0-0	0	0	0-0
M.L. Harris	7	0	7	0-0	0-0	0	0	0-0
Mike White	6	1	7	0-0	0-0	0	0	0-0
Andrew Melontree	6	0	6	0-0	0-0	0	0	1-0
Blair Bush	4	1	5	0-0	0-0	0	0	0-0
Rod Horn	3	1	4	0-0	0-0	1	0	0-0
Jo-Jo Heath	3	0	3	0-0	0-0	1	0	0-0
Mike Wilson	3	0	3	0-0	0-0	0	0	0-0
Shafer Suggs	2	1	3	0-0	0-0	0	0	0-0
Jim Breech	2	0	2	0-0	0-0	0	0	0-0
Jim Browner	2	0	2	0-0	0-0	1	0	0-0
Bill Glass	2	0	2	0-0	0-0	0	0	0-0
Blake Moore	2	0	2	0-0	0-0	0	0	0-0
Anthony Munoz	2	0	2	0-0	0-0	0	0	0-0
Dan Ross	2	0	2	0-0	0-0	0	0	0-0
Charles Alexander	1	0	1	0-0	0-0	0	0	0-0
Glenn Bujnoch	1	0	1	0-0	0-0	0	0	0-0
Jim Corbett	1	0	1	0-0	0-0	0	0	0-0
Isaac Curtis	1	0	1	0-0	0-0	0	0	0-0
Archie Griffin	1	0	1	0-0	0-0	0	0	0-0
Dave Lapham	1	0	1	0-0	0-0	0	0	0-0
Cleotha Montgomery	1	0	1	0-0	0-0	0	0	0-0
Max Montoya	1	0	1	0-0	0-0	0	0	0-0
Jack Thompson	1	0	1	0-0	0-0	0	0	0-0

BLOCKED KICKS	BP	BFG	BXP
Bill Glass	0	1	0
Mike White	0	1	1

\* NOTE: The two-point conversion was not instituted in the NFL until 1994.

\*\* NOTE: It was not standard practice to separate the three types of defensive statistics — defense, special teams and miscellaneous — until 1988. Thus, the defensive statistics listed above include the combined totals of all three types. All defensive statistics above are press box statistics produced at the games.

# 1981 STATISTICS

RECORD: 12-4-0

HEAD COACH: FORREST GREGG  
(BENGALS WON AFC CENTRAL DIVISION; SEE POSTSEASON  
PORTION OF TEAM HISTORY SECTION FOR POSTSEASON STATS)

DATE	W-L	SCORE	OPPONENT	ATTENDANCE
9-6-81	W	27-21	SEATTLE	41,177
9-13-81	W	31-30	at N.Y. Jets	49,454
9-20-81	L	17-20	CLEVELAND	52,170
9-27-81	W	27-24 (OT)	BUFFALO	46,418
10-4-81	L	10-17	at Houston	44,350
10-11-81	W	41-19	at Baltimore	33,060
10-18-81	W	34-7	PITTSBURGH	57,090
10-25-81	L	7-17	at New Orleans	46,336
11-1-81	W	34-21	HOUSTON	54,736
11-8-81	W	40-17	at San Diego	51,259
11-15-81	W	24-10	LOS ANGELES	56,836
11-22-81	W	38-21	DENVER	57,207
11-29-81	W	41-21	at Cleveland	75,186
12-6-81	L	3-21	SAN FRANCISCO	56,796
12-13-81	W	17-10	at Pittsburgh	50,623
12-20-81	W	30-28	at Atlanta	35,972

TEAM STATISTICS	BENGALS	OPPONENTS
TOTAL FIRST DOWNS.....	361	324
Rushing.....	124	126
Passing.....	210	167
Penalty.....	27	31
3rd Down: Made-Att.....	100-221	96-226
3rd Down Pct.....	45.2	42.5
4th Down: Made-Att.....	—	—
4th Down Pct.....	—	—
POSSESSION AVG.....	30:52	29:08
TOTAL NET YARDS.....	5968	5289
Avg. Per Game.....	373.0	330.6
Total Plays.....	1078	1055
Avg. Per Play.....	5.5	5.0
NET YARDS RUSHING.....	1973	1881
Avg. Per Game.....	123.3	117.6
Total Rushes.....	493	465
NET YARDS PASSING.....	3995	3408
Avg. Per Game.....	249.7	213.0
Sacked-Yards Lost.....	35-205	42-349
Gross Yards.....	4200	3757
Att.-Completions.....	550-332	548-316
Completion Pct.....	60.4	57.7
Had Intercepted.....	12	19
PUNTS-AVG.....	73-44.8	81-40.3
Net Punting Avg.....	—	—
PENALTIES-YARDS.....	109-896	104-787
FUMBLES-BALLS LOST.....	25-12	32-18
TOUCHDOWNS.....	51	38
Rushing.....	19	12
Passing.....	30	24
Returns.....	2	2

SCORE BY PERIODS	1	2	3	4	OT	PTS
BENGALS.....	74	150	58	136	3	421
OPPONENTS.....	38	111	17	138	0	304

SCORING	TD	TD-R	TD-P	TD-RT	PAT	FG	S	PTS
Jim Breech.....	0	0	0	0	49-51	22-32	0	115
Pete Johnson.....	16	12	4	0	—	—	0	96
Cris Collinsworth.....	8	0	8	0	—	—	0	48
Steve Kreider.....	5	0	5	0	—	—	0	30
Dan Ross.....	5	0	5	0	—	—	0	30
Archie Griffin.....	4	3	1	0	—	—	0	24
Charles Alexander.....	3	2	1	0	—	—	0	18
Isaac Curtis.....	2	0	2	0	—	—	0	12
M.L. Harris.....	2	0	2	0	—	—	0	12
David Verser.....	2	0	2	0	—	—	0	12
Ken Anderson.....	1	1	0	0	—	—	0	6
Louis Breeden.....	1	0	0	1	—	—	0	6
Jim Hargrove.....	1	1	0	0	—	—	0	6
Mike St. Clair.....	1	0	0	1	—	—	0	6
BENGALS.....	51	19	30	2	49-51	22-32	0	421
OPPONENTS.....	38	12	24	2	38-38	12-21	1	304

Two-point conversions: (NA)\*.

PASSING	ATT	CMP	YDS	CMP%	YDS/ATT	TD	TD%	INT	INT%	LG	SKD-YDS	RAT
Ken Anderson.....	479	300	3754	62.6	7.84	29	6.1	10	2.1	74t	25-140	98.4
Jack Thompson.....	49	21	267	42.9	5.45	1	2.0	2	4.1	21	7-61	50.3
Turk Schonert.....	19	10	166	52.6	8.74	0	0.0	0	0.0	36	3-4	82.3
Steve Kreider.....	3	1	13	33.3	4.33	0	0.0	0	0.0	13	0-0	47.9
BENGALS.....	550	332	4200	60.4	7.64	30	5.5	12	2.2	74t	35-205	93.3
OPPONENTS.....	548	316	3757	57.7	6.86	24	4.4	19	3.5	65t	42-349	78.9

RUSHING	ATT	YDS	AVG	LG	TD
Pete Johnson.....	274	1077	3.9	39t	12
Ken Anderson.....	46	320	7.0	25	1
Charles Alexander.....	98	292	3.0	16	2
Archie Griffin.....	47	163	3.5	23	3
Jim Hargrove.....	16	66	4.1	27	1
Turk Schonert.....	7	41	5.9	19	1
Steve Kreider.....	1	21	21.0	21	0
David Verser.....	2	11	5.5	9	0
Don Bass.....	1	9	9.0	9	0
Pat McNally.....	1	-27	-27.0	-27	0
BENGALS.....	493	1973	4.0	39t	19
OPPONENTS.....	465	1881	4.0	43	12

RECEIVING	REC	YDS	AVG	LG	TD
Dan Ross.....	71	910	12.8	37	5
Cris Collinsworth.....	67	1009	15.1	74t	8
Pete Johnson.....	46	320	7.0	33	4
Isaac Curtis.....	37	609	16.5	68	2
Steve Kreider.....	37	520	14.1	46	5
Charles Alexander.....	28	262	9.4	65t	1
Archie Griffin.....	20	160	8.0	17	1
M.L. Harris.....	13	181	13.9	42	2
David Verser.....	6	161	26.8	73t	2
Pat McNally.....	6	68	11.3	20	0
Jim Hargrove.....	1	0	0.0	0	0
BENGALS.....	332	4200	12.7	74t	30
OPPONENTS.....	316	3757	11.9	65t	24

INTERCEPTIONS	NO	YDS	AVG	LG	TD
Ken Riley.....	5	6	1.2	6	0
Louis Breeden.....	4	145	36.3	102t	1
Reggie Williams.....	4	33	8.3	14	0
Bo Harris.....	2	92	46.0	49	0
Mike Fuller.....	1	31	31.0	31	0
Rick Razzano.....	1	11	11.0	11	0
Glenn Cameron.....	1	0	0.0	0	0
Jim LeClair.....	1	0	0.0	0	0
BENGALS.....	19	318	16.7	102t	1
OPPONENTS.....	12	143	11.9	38	1

PUNTING	NO	YDS	AVG	NET	TB	IN-20	LG	BLK.
Pat McNally .....	72	3272	45.4	—	11	—	62	1
BENGALS .....	73	3272	44.8	—	11	—	62	1
OPPONENTS .....	81	3266	40.3	—	—	—	—	—

PUNT RETURNS	NO	FC	YDS	AVG	LG	TD
Mike Fuller.....	23	13	177	7.7	34	0
John Simmons.....	5	6	24	4.8	11	0
Bryan Hicks.....	1	0	4	4.0	4	0
BENGALS.....	29	19	205	7.1	34	0
OPPONENTS.....	42	—	416	9.9	—	0

KICKOFF RETURNS	NO	YDS	AVG	LG	TD
David Verser.....	29	691	23.8	78	0
Clarence Chapman.....	8	171	21.4	29	0
Archie Griffin.....	6	119	19.8	28	0
Mike Fuller.....	1	34	34.0	34	0
Ray Griffin.....	2	31	15.5	17	0
John Simmons.....	1	10	10.0	10	0
Tom Dinkel.....	1	0	0.0	0	0
Bobby Kemp.....	1	0	0.0	0	0
Rick Razzano.....	0f	0	—	—	0
BENGALS.....	49	1056	21.6	78	0
OPPONENTS.....	80	1612	20.2	96t	1

FIELD GOALS	1-19	20-29	30-39	40-49	50+
Jim Breech.....	0-0	9-11	7-9	5-11	1-1
BENGALS.....	0-0	9-11	7-9	5-11	1-1
Jim Breech: (25G, 40G, 43N), (25N, 44G), (42B, 29N, 21G), (23G, 28G), (45G, 36N, 48N), (38G, 24G), (27G, 23G), (—), (30G, 51G), (43G, 33G), (37G), (38G, 46N, 48N), (—), (30G), (38G, 41N), (39N, 29G, 20G, 45G).					

## USUAL STARTERS

OFFENSE	DEFENSE
WR Cris Collinsworth	LDE Eddie Edwards
LOT Anthony Munoz	NT Wilson Whitley
LG Dave Lapham	RDE Ross Browner
C Blair Bush	LOLB Bo Harris
RG Max Montoya	LILB Jim LeClair
ROT Mike Wilson	RILB Glenn Cameron
TE Dan Ross	ROLB Reggie Williams
WR Isaac Curtis	LCB Louis Breeden
QB Ken Anderson	RCB Ken Riley
HB Charles Alexander	SS Bobby Kemp
FB Pete Johnson	FS Bryan Hicks

DEFENSE**	ST	AT	TT	SKS-YDS	INT-YDS	PD	FF	FR-YDS
Jim LeClair.....	81	31	112	1-10	1-0	7	0	1-0
Reggie Williams.....	83	23	106	11-90	4-33	3	3	3-0
Glenn Cameron.....	76	20	96	0-0	1-0	7	3	0-0
Bo Harris.....	69	20	89	2-11	2-92	5	0	2-3
Louis Breeden.....	67	13	80	0-0	4-145	12	1	1-10
Bryan Hicks.....	53	22	75	0-0	0-0	8	1	2-3
Bobby Kemp.....	53	17	70	1-6	0-0	8	2	0-0
Ross Browner.....	47	11	58	9-80	0-0	2	2	1-0
Eddie Edwards.....	36	11	47	10-89	0-0	0	2	1-0
Ken Riley.....	38	5	43	0-0	5-6	14	1	1-0
Rick Razzano.....	31	10	41	0-0	1-11	0	2	0-0
Wilson Whitley.....	23	8	31	2-12	0-0	0	0	0-0
Tom Dinkel.....	24	4	28	0-0	0-0	0	0	0-0
John Simmons.....	20	3	23	0-0	0-0	2	0	0-0
Rod Horn.....	18	5	23	0-0	0-0	0	0	1-0
Mike St. Clair.....	17	4	21	3-24	0-0	2	0	1-12
Guy Frazier.....	14	7	21	0-0	0-0	2	0	0-0
Ray Griffin.....	13	6	19	0-0	0-0	4	1	1-0
Mike Fuller.....	13	5	18	0-0	1-31	2	0	1-0
Gary Burley.....	11	3	14	2-26	0-0	0	0	0-0
Jeff Schuh.....	11	3	14	0-0	0-0	0	0	1-0
Oliver Davis.....	9	1	10	0-0	0-0	0	0	0-0
Blair Bush.....	7	2	9	0-0	0-0	0	0	0-0
Clarence Chapman.....	7	2	9	0-0	0-0	1	0	0-0
Steve Kreider.....	6	1	7	0-0	0-0	0	0	0-0
David Verser.....	6	1	7	0-0	0-0	0	0	0-0
Jim Hargrove.....	5	1	6	0-0	0-0	0	0	0-0
M.L. Harris.....	5	1	6	0-0	0-0	0	0	0-0
Greg Bright.....	3	1	4	0-0	0-0	0	0	0-0
Charles Alexander.....	2	0	2	0-0	0-0	0	0	0-0
Ken Anderson.....	2	0	2	0-0	0-0	0	0	0-0
Jim Breech.....	2	0	2	0-0	0-0	0	0	0-0
Dave Lapham.....	2	0	2	0-0	0-0	0	0	0-0
Anthony Munoz.....	2	0	2	0-0	0-0	0	0	0-0
Pat McNally.....	1	0	1	0-0	0-0	0	0	0-0
Dan Ross.....	1	0	1	0-0	0-0	0	0	0-0
Mike Wilson.....	1	0	1	0-0	0-0	0	0	0-0
Don Bass.....	0	0	0	0-0	0-0	0	0	1-0
(team).....	—	—	—	1-1	—	—	—	—

BLOCKED KICKS	BP	BFG	BXP
(none).....	0	0	0

\* NOTE: The two-point conversion was not instituted in the NFL until 1994.

\*\* NOTE: It was not standard practice to separate the three types of defensive statistics — defense, special teams and miscellaneous — until 1988. Thus, the defensive statistics listed above include the combined totals of all three types. All defensive statistics above are press box statistics produced at the games.

# 1982 STATISTICS

RECORD: 7-2-0

HEAD COACH: FORREST GREGG  
(BENGALS WERE SUPER BOWL TOURNAMENT QUALIFIER;  
SEE POSTSEASON PORTION OF TEAM HISTORY  
SECTION FOR POSTSEASON STATS)

DATE	W-L	SCORE	OPPONENT	ATTENDANCE
9-12-82	W	27-6	HOUSTON	52,268
9-19-82	L	20-26 (OT)	at Pittsburgh	53,973
— PLAYERS' STRIKE BEGINS, SEPT. 20 —				
9-27-82	—	—	at Cleveland	—
10-3-82	—	—	MIAMI	CANCELED
10-10-82	—	—	at New England	CANCELED
10-17-82	—	—	at N.Y. Giants	CANCELED
10-24-82	—	—	DALLAS	CANCELED
10-31-82	—	—	PITTSBURGH	CANCELED
11-7-82	—	—	WASHINGTON	CANCELED
11-14-82	—	—	at Houston	CANCELED
— PLAYERS' STRIKE ENDS AT 57 DAYS, NOV. 17 —				
11-21-82	W	18-14	at Philadelphia	65,172
11-28-82	W	31-17	L.A. RAIDERS	53,330
12-5-82	W	20-17	at Baltimore	23,598
12-12-82	W	23-10	CLEVELAND	54,305
12-20-82	L	34-50	at San Diego	51,296
12-26-82	W	24-10	SEATTLE	55,330
1-2-83	W	35-27	at Houston	26,522

TEAM STATISTICS	BENGALS	OPPONENTS
TOTAL FIRST DOWNS	207	170
Rushing	63	61
Passing	123	102
Penalty	21	7
3rd Down: Made-Att.	66-122	35-104
3rd Down Pct.	54.1	33.7
4th Down: Made-Att.	2-3	9-13
4th Down Pct.	66.7	69.2
POSSESSION AVG.	33:26	26:34
TOTAL NET YARDS	3288	2893
Avg. Per Game	365.3	321.4
Total Plays	606	551
Avg. Per Play	5.4	5.3
NET YARDS RUSHING	949	850
Avg. Per Game	105.4	94.4
Total Rushes	223	223
NET YARDS PASSING	2339	2043
Avg. Per Game	259.9	227.0
Sacked-Yards Lost	27-162	22-207
Gross Yards	2501	2250
Att.-Completions	310-219	306-187
Completion Pct.	70.6	61.1
Had Intercepted	9	14
PUNTS-AVG.	31-38.7	37-40.1
Net Punting Avg.	—	—
PENALTIES-YARDS	56-475	64-551
FUMBLES-BALLS LOST	12-7	19-6
TOUCHDOWNS	27	21
Rushing	13	8
Passing	12	12
Returns	2	1

SCORE BY PERIODS	1	2	3	4	OT	PTS
BENGALS	48	76	62	46	0	232
OPPONENTS	24	42	51	54	6	177

SCORING	TD	TD-R	TD-P	TD-RT	PAT	FG	S	PTS
Jim Breech	0	0	0	0	25-26	14-18	0	67
Pete Johnson	7	7	0	0	—	—	0	42
Ken Anderson	4	4	0	0	—	—	0	24
M.L. Harris	3	0	3	0	—	—	0	18
Dan Ross	3	0	3	0	—	—	0	18
Charles Alexander	2	1	1	0	—	—	0	12
Steve Kreider	1	0	1	0	*1	—	0	7
Cris Collinsworth	1	0	1	0	—	—	0	6
Isaac Curtis	1	0	1	0	—	—	0	6
Archie Griffin	1	1	0	0	—	—	0	6
Bo Harris	1	0	0	1	—	—	0	6
Rodney Holman	1	0	1	0	—	—	0	6
Ken Riley	1	0	0	1	—	—	0	6
David Verser	1	0	1	0	—	—	0	6
Reggie Williams	0	0	0	0	—	—	1	2
BENGALS	27	13	12	2	26-27	14-18	1	232
OPPONENTS	21	8	12	1	19-21	10-12	1	177

\*PAT scored on a run.

Two-point conversions: (NA\*).

PASSING	ATT	CMP	YDS	CMP%	YDS/ATT	TD	TD%	INT	INT%	LG	SKD-YDS	RAT
Ken Anderson	309	218	2495	70.6	8.07	12	3.9	9	2.9	56t	26-154	95.3
Turk Schonert	1	1	6	100.0	6.00	0	0.0	0	0.0	6	1-8	91.7
BENGALS	310	219	2501	70.6	8.07	12	3.9	9	2.9	56t	27-162	95.4
OPPONENTS	306	187	2250	61.1	7.35	12	3.9	14	4.6	66t	22-207	77.7

RUSHING	ATT	YDS	AVG	LG	TD
Pete Johnson	156	622	4.0	21	7
Charles Alexander	64	207	3.2	18	1
Ken Anderson	25	85	3.4	12t	4
Archie Griffin	12	39	3.3	10t	1
Isaac Curtis	3	15	5.0	8	0
Rodney Tate	2	2	1.0	2	0
David Verser	1	1	1.0	1	0
M.L. Harris	2	-3	-1.5	5	0
Turk Schonert	3	-8	-2.7	-3	0
Cris Collinsworth	1	-11	-11.0	-11	0
BENGALS	269	949	3.5	21	13
OPPONENTS	223	850	3.8	48t	8

RECEIVING	REC	YDS	AVG	LG	TD
Cris Collinsworth	49	700	14.3	50	1
Dan Ross	47	508	10.8	28	3
Pete Johnson	31	267	8.6	25	0
Isaac Curtis	23	320	13.9	45	1
Archie Griffin	22	172	7.8	22	0
Steve Kreider	16	230	14.4	28	1
Charles Alexander	14	85	6.1	14	1
M.L. Harris	10	103	10.3	17t	3
David Verser	4	98	24.5	56t	1
Rodney Holman	3	18	6.0	10	1
BENGALS	219	2501	11.4	56t	12
OPPONENTS	187	2250	12.0	66t	12

INTERCEPTIONS	NO	YDS	AVG	LG	TD
Ken Riley	5	88	17.6	56t	1
Louis Breeden	2	9	4.5	9	0
Bo Harris	1	62	62.0	62t	1
Ross Browner	1	29	29.0	29	0
Ray Griffin	1	21	21.0	21	0
Reggie Williams	1	20	20.0	20	0
Jim LeClair	1	11	11.0	11	0
Mike Fuller	1	0	0.0	0	0
Bobby Kemp	1	0	0.0	0	0
BENGALS	14	240	17.1	62t	2
OPPONENTS	9	93	10.3	35	1

PUNTING	NO	YDS	AVG	NET	TB	IN-20	LG	BLK.
Pat McNally	31	1201	38.7	—	4	—	53	0
BENGALS	31	1201	38.7	—	4	—	53	0
OPPONENTS	37	1484	40.1	—	—	—	—	—

PUNT RETURNS	NO	FC	YDS	AVG	LG	TD
Mike Fuller	17	8	95	5.6	13	0
BENGALS	17	8	95	5.6	13	0
OPPONENTS	17	—	68	4.0	—	0

KICKOFF RETURNS	NO	YDS	AVG	LG	TD
David Verser	16	320	20.0	33	0
Rodney Tate	14	314	22.4	55	0
Mike Fuller	1	9	9.0	9	0
BENGALS	31	643	20.7	55	0
OPPONENTS	45	851	18.9	—	0

FIELD GOALS	1-19	20-29	30-39	40-49	50+
Jim Breech	2-2	3-3	5-6	3-5	1-2
BENGALS	2-2	3-3	5-6	3-5	1-2
Jim Breech: (25G, 43G, 47N, 43N), (31G, 50G, 39B), (49G, 19G, 38G), (35G), (—), (36G, 21G, 44G), (27G, 19G), (34G), (51N).					

## USUAL STARTERS

OFFENSE		DEFENSE	
WR	Cris Collinsworth	LDE	Eddie Edwards
LOT	Anthony Munoz	NT	Wilson Whitley
LG	Dave Lapham	RDE	Ross Browner
C	Blair Bush	LOLB	Bo Harris
RG	Max Montoya	LILB	Jim LeClair
ROT	Mike Wilson	RILB	Glenn Cameron
TE	Dan Ross	ROLB	Reggie Williams
WR	Isaac Curtis	LCB	Louis Breeden
QB	Ken Anderson	RCB	Ken Riley
HB	Charles Alexander	SS	Bobby Kemp
FB	Pete Johnson	FS	Bryan Hicks

DEFENSE**	ST	AT	TT	SKS-YDS	INT-YDS	PD	FF	FR-YDS
Bobby Kemp	41	11	52	1-2	1-0	6	1	0-0
Jim LeClair	33	17	50	2.5-20	1-11	1	0	0-0
Bryan Hicks	31	17	48	0-0	0-0	9	0	0-0
Reggie Williams	34	9	43	4.5-41	1-20	3	0	4-0
Glenn Cameron	29	14	43	0-0	0-0	1	1	0-0
Ross Browner	28	13	41	3-38	1-29	1	1	0-0
Bo Harris	31	9	40	2-22	1-62	2	1	0-0
Eddie Edwards	25	5	30	6-53	0-0	1	0	1-0
Ken Riley	26	3	29	0-0	5-88	9	0	0-0
Louis Breeden	25	4	29	1-13	2-9	5	0	0-0
Ray Griffin	18	5	23	0-0	1-21	4	0	0-0
Robert Jackson	17	3	20	0-0	0-0	0	1	0-0
Mike Fuller	16	3	19	0-0	1-0	0	0	1-0
Rick Razzano	12	4	16	0-0	0-0	0	1	0-0
Wilson Whitley	11	4	15	1-12	0-0	0	1	0-0
Guy Frazier	10	2	12	0-0	0-0	0	0	0-0
Tom Dinkel	7	2	9	0-0	0-0	0	0	0-0
Oliver Davis	6	3	9	0-0	0-0	2	0	0-0
Jeff Schuh	6	3	9	0-0	0-0	0	0	0-0
Rodney Holman	5	1	6	0-0	0-0	0	0	0-0
David Verser	3	2	5	0-0	0-0	0	0	0-0
Mike St. Clair	4	0	4	0-0	0-0	0	0	0-0
M.L. Harris	3	0	3	0-0	0-0	0	0	0-0
Glen Collins	2	1	3	1-6	0-0	0	0	0-0
Gary Burley	2	0	2	0-0	0-0	0	0	0-0
Blair Bush	2	0	2	0-0	0-0	0	0	0-0
Jerry Boyarsky	1	1	2	0-0	0-0	0	0	0-0
Ron Simpkins	1	1	2	0-0	0-0	0	1	0-0
Ken Anderson	1	0	1	0-0	0-0	0	0	0-0
Cris Collinsworth	1	0	1	0-0	0-0	0	0	0-0
Isaac Curtis	1	0	1	0-0	0-0	0	0	0-0
Pete Johnson	1	0	1	0-0	0-0	0	0	0-0
Steve Kreider	1	0	1	0-0	0-0	0	0	0-0
John Simmons	1	0	1	0-0	0-0	0	0	0-0
Emanuel Weaver	1	0	1	0-0	0-0	0	0	0-0
Mike Wilson	1	0	1	0-0	0-0	0	0	0-0

BLOCKED KICKS	BP	BFG	BXP
(team)	—	—	1

\* NOTE: The two-point conversion was not instituted in the NFL until 1994.

\*\* NOTE: It was not standard practice to separate the three types of defensive statistics — defense, special teams and miscellaneous — until 1988. Thus, the defensive statistics listed above include the combined totals of all three types. All defensive statistics above are press box statistics produced at the games.

# 1983 STATISTICS

RECORD: 7-9-0

HEAD COACH: FORREST GREGG

DATE	W-L	SCORE	OPPONENT	ATTENDANCE
9-4-83	L	10-20	L.A. RAIDERS	50,956
9-11-83	L	6-10	BUFFALO	46,839
9-15-83	L	7-17	at Cleveland	79,700
9-25-83	W	23-17	at Tampa Bay	56,023
10-2-83	L	31-34	BALTIMORE	48,104
10-10-83	L	14-24	PITTSBURGH	56,086
10-16-83	L	17-24	at Denver	74,305
10-23-83	W	28-21	CLEVELAND	50,047
10-30-83	W	34-14	GREEN BAY	53,349
11-6-83	W	55-14	at Houston	39,706
11-13-83	L	15-20	at Kansas City	44,711
11-20-83	W	38-10	HOUSTON	46,375
11-28-83	L	14-38	at Miami	74,506
12-4-83	W	23-10	at Pittsburgh	55,832
12-11-83	W	17-9	DETROIT	45,728
12-17-83	L	14-20	at Minnesota	51,565

TEAM STATISTICS	BENGALS	OPPONENTS
TOTAL FIRST DOWNS.....	327	276
Rushing.....	127	96
Passing.....	179	156
Penalty.....	21	24
3rd Down: Made-Att.....	97-212	94-216
3rd Down Pct.....	45.8	43.5
4th Down: Made-Att.....	7-13	7-11
4th Down Pct.....	53.8	63.6
POSSESSION AVG.....	31:29	28:31
TOTAL NET YARDS.....	5287	4327
Avg. Per Game.....	330.4	270.4
Total Plays.....	1036	973
Avg. Per Play.....	5.1	4.4
NET YARDS RUSHING.....	2104	1499
Avg. Per Game.....	131.5	93.7
Total Rushes.....	542	430
NET YARDS PASSING.....	3183	2828
Avg. Per Game.....	198.9	176.8
Sacked-Yards Lost.....	40-309	41-335
Gross Yards.....	3492	3163
Att.-Completions.....	454-290	502-288
Completion Pct.....	63.9	57.4
Had Intercepted.....	18	23
PUNTS-AVG.....	69-40.6	76-42.3
Net Punting Avg.....	—	—
PENALTIES-YARDS.....	99-837	100-871
FUMBLES-BALLS LOST.....	35-15	35-16
TOUCHDOWNS.....	43	36
Rushing.....	24	16
Passing.....	14	17
Returns.....	5	3

SCORE BY PERIODS	1	2	3	4	OT	PTS
BENGALS.....	102	140	54	50	0	346
OPPONENTS.....	55	86	65	96	0	302

SCORING	TD	TD-R	TD-P	TD-R	PAT	FG	S	PTS
Jim Breech.....	0	0	0	0	39-41	16-23	0	87
Pete Johnson.....	14	14	0	0	—	—	0	84
Cris Collinsworth.....	5	0	5	0	—	—	0	30
Charles Alexander.....	3	3	0	0	—	—	0	18
Larry Kinnebrew.....	3	3	0	0	—	—	0	18
Dan Ross.....	3	0	3	0	—	—	0	18
Isaac Curtis.....	2	0	2	0	—	—	0	12
M.L. Harris.....	2	0	2	0	—	—	0	12
Ken Riley.....	2	0	0	2	—	—	0	12
Turk Schonert.....	2	2	0	0	—	—	0	12
Stanley Wilson.....	2	1	1	0	—	—	0	12
Ken Anderson.....	1	1	0	0	—	—	0	6
James Griffin.....	1	0	0	1	—	—	0	6
Ray Horton.....	1	0	0	1	—	—	0	6
Steve Kreider.....	1	0	1	0	—	—	0	6
Reggie Williams.....	1	0	0	1	—	—	0	6
Ross Browner.....	0	0	0	0	—	—	0	1
BENGALS.....	43	24	14	5	40-43	16-23	0	346
OPPONENTS.....	36	16	17	3	35-36	17-22	0	302

\*PAT scored on a pass from Steve Kreider.

Two-point conversions: (NA\*).

PASSING	ATT	CMP	YDS	CMP%	YDS/ATT	TD	TD%	INT	INT%	LG	SKD-YDS	RAT
Ken Anderson.....	297	198	2333	66.7	7.86	12	4.0	13	4.4	80t	25-187	85.6
Turk Schonert.....	156	92	1159	59.0	7.43	2	1.3	5	3.2	54	15-122	73.1
Steve Kreider.....	1	0	0	0.00	0.00	0	0.0	0	0.0	—	0-0	39.6
BENGALS.....	454	290	3492	63.9	7.69	14	3.1	18	4.0	80t	40-309	81.1
OPPONENTS.....	502	288	3163	57.4	6.30	17	3.4	23	4.6	53	41-335	68.3

RUSHING	ATT	YDS	AVG	LG	TD
Pete Johnson.....	210	763	3.6	16t	14
Charles Alexander.....	153	523	3.4	12	3
Stanley Wilson.....	56	267	4.8	18	1
Larry Kinnebrew.....	39	156	4.0	17	3
Ken Anderson.....	22	147	6.7	29	1
Turk Schonert.....	29	117	4.0	15	2
Rodney Tate.....	25	77	3.1	13	0
David Verser.....	2	31	15.5	29	0
Mike Martin.....	2	21	10.5	15	0
Cris Collinsworth.....	2	2	1.0	8	0
Steve Kreider.....	1	2	2.0	2	0
Jeff Christensen.....	1	-2	-2.0	-2	0
BENGALS.....	542	2104	3.9	29	24
OPPONENTS.....	430	1499	3.5	40	16

RECEIVING	REC	YDS	AVG	LG	TD
Cris Collinsworth.....	66	1130	17.1	63	5
Isaac Curtis.....	42	571	13.6	80t	2
Steve Kreider.....	42	554	13.2	54	1
Dan Ross.....	42	483	11.5	30	3
Charles Alexander.....	32	187	5.8	14	0
Rodney Tate.....	18	142	7.9	25	0
Pete Johnson.....	15	129	8.6	18	0
Stanley Wilson.....	12	107	8.9	19	1
M.L. Harris.....	8	66	8.3	14	2
David Verser.....	7	82	11.7	22	0
Mike Martin.....	2	22	11.0	12	0
Rodney Holman.....	2	15	7.5	10	0
Larry Kinnebrew.....	2	4	2.0	2	0
BENGALS.....	290	3492	12.0	80t	14
OPPONENTS.....	288	3163	11.0	53	17

INTERCEPTIONS	NO	YDS	AVG	LG	TD
Ken Riley.....	8	89	11.1	42t	2
Ray Horton.....	5	121	24.2	55t	1
Bobby Kemp.....	3	26	8.7	26	0
Louis Breen.....	2	47	23.5	39	0
Ray Griffin.....	2	24	12.0	24	0
Robert Jackson.....	2	21	10.5	15	0
James Griffin.....	1	41	41.0	41t	1
BENGALS.....	23	369	16.0	55t	4
OPPONENTS.....	18	298	16.6	70t	2

PUNTING	NO	YDS	AVG	NET	TB	IN-20	LG	BLK.
Pat McNally.....	67	2804	41.9	—	9	13	60	2
BENGALS.....	69	2804	40.6	—	9	13	60	2
OPPONENTS.....	76	3211	42.3	—	21	70	—	—

PUNT RETURNS	NO	FC	YDS	AVG	LG	TD
John Simmons.....	25	2	173	6.9	43	0
Mike Martin.....	23	3	227	9.9	19	0
Ray Horton.....	1	1	10	10.0	10	0
BENGALS.....	49	6	410	8.4	43	0
OPPONENTS.....	41	5	310	7.6	50	0

KICKOFF RETURNS	NO	YDS	AVG	LG	TD
John Simmons.....	14	317	22.6	36	0
David Verser.....	13	253	19.5	29	0
Rodney Tate.....	13	218	16.8	23	0
Stanley Wilson.....	7	161	23.0	32	0
Ray Horton.....	5	128	25.6	49	0
Mike Martin.....	1	19	19.0	19	0
Tom Dinkel.....	1	1	1.0	1	0
BENGALS.....	54	1097	20.3	49	0
OPPONENTS.....	68	1298	19.1	90	0

FIELD GOALS	1-19	20-29	30-39	40-49	50+
Jim Breech.....	2-2	7-7	5-7	2-5	0-2
BENGALS.....	2-2	7-7	5-7	2-5	0-2

Jim Breech: (36G), (40N, 47G, 30G), (—), (24G), (19G), (47N), (51N, 35G), (—), (—), (29G, 44G), (31G, 23G, 23G), (26G), (—), (32G, 19G, 27G), (32N, 28G), (44N, 35N, 52N).

## USUAL STARTERS

OFFENSE	DEFENSE
WR Cris Collinsworth	LDE Eddie Edwards
LOT Anthony Munoz	NT Jerry Boyarsky
LG Dave Lapham	RDE Ross Browner,
C Dave Rimington	Glenn Collins
RG Max Montoya	LOLB Tom Dinkel
ROT Mike Wilson	LILB Jim LeClair
TE Dan Ross	RILB Glenn Cameron
WR Isaac Curtis	ROLB Reggie Williams
QB Ken Anderson	LCB Louis Breen
HB Rodney Tate,	RCB Ken Riley
Charles Alexander,	SS Bobby Kemp
Pete Johnson	FS Robert Jackson

DEFENSE**	ST	AT	TT	SKS-YDS	INT-YDS	PD	FF	FR-YDS
Glenn Cameron.....	63	40	103	2-18	0-0	1	0	1-1
Reggie Williams.....	57	33	90	7.5-64.5	0-0	5	3	4-59
Robert Jackson.....	51	37	88	0-0	2-21	7	0	0-0
Jim LeClair.....	38	40	78	1-11	0-0	2	0	0-0
Louis Breen.....	44	15	59	1-9	2-47	10	1	1-0
Bobby Kemp.....	38	21	59	1-10	3-26	7	1	1-0
Tim Krumrie.....	32	21	53	1.5-2.5	0-0	0	0	1-0
Ken Riley.....	39	5	44	0-0	8-89	12	0	1-0
Ray Horton.....	28	16	44	0-0	5-121	6	0	0-0
Guy Frazier.....	28	14	42	1-8	0-0	0	0	0-0
Ross Browner.....	25	15	40	3-26	0-0	1	2	0-0
Eddie Edwards.....	23	15	38	13-94.5	0-0	0	0	1-0
Rick Razzano.....	20	16	36	0-0	0-0	0	0	1-0
Tom Dinkel.....	22	12	34	0.5-4	0-0	3	0	2-4
Jerry Boyarsky.....	18	14	32	1.5-13.5	0-0	0	0	0-0
Ray Griffin.....	20	4	24	1-10	2-24	0	1	1-13
Glen Collins.....	13	8	21	5-53	0-0	2	1	1-0
John Simmons.....	10	7	17	0-0	0-0	1	0	0-0
Jeff Schuh.....	8	5	13	0-0	0-0	0	0	0-0
Larry Kinnebrew.....	10	2	12	0-0	0-0	0	0	0-0
Steve Maidlow.....	10	1	11	0-0	0-0	0	0	0-0
Ron Simpkins.....	5	6	11	0-0	0-0	0	0	1-0
James Griffin.....	8	2	10	0-0	1-41	1	0	0-0
Jimmy Turner.....	6	2	8	0-0	0-0	0	1	0-0
Stanley Wilson.....	4	3	7	0-0	0-0	0	0	0-0
Gary Burley.....	5	0	5	2-11	0-0	2	0	0-0
Rodney Holman.....	4	1	5	0-0	0-0	0	0	0-0
M.L. Harris.....	3	1	4	0-0	0-0	0	0	0-0
Charles Alexander.....	3	0	3	0-0	0-0	0	0	0-0
Mike Martin.....	3	0	3	0-0	0-0	0	0	0-0
Isaac Curtis.....	2	0	2	0-0	0-0	0	0	0-0
Jim Hannula.....	0	2	2	0-0	0-0	0	0	0-0
Jim Breech.....	1	0	1	0-0	0-0	0	0	0-0
Cris Collinsworth.....	1	0	1	0-0	0-0	0	0	0-0
Pete Johnson.....	1	0	1	0-0	0-0	0	0	0-0
Steve Kreider.....	1	0	1	0-0	0-0	0	0	0-0
Dave Lapham.....	1	0	1	0-0	0-0	0	0	0-0
Anthony Munoz.....	1	0	1	0-0	0-0	0	0	0-0
Dave Rimington.....	1	0	1	0-0	0-0	0	0	0-0
Dan Ross.....	1	0	1	0-0	0-0	0	0	0-0
Bryan Hicks.....	0	1	1	0-0	0-0	1	0	0-0

BLOCKED KICKS	BP	BFG	BXP
Tim Krumrie.....	0	0	1

\* NOTE: The two-point conversion was not instituted in the NFL until 1994.

\*\* NOTE: It was not standard practice to separate the three types of defensive statistics — defense, special teams and miscellaneous — until 1988. Thus, the defensive statistics listed above include the combined totals of all three types. All defensive statistics above are press box statistics produced at the games.



# 1984 STATISTICS

RECORD: 8-8-0

HEAD COACH: SAM WYCHE

DATE	W-L	SCORE	OPPONENT	ATTENDANCE
9-2-84	L	17-20	at Denver	74,178
9-9-84	L	22-27	KANSAS CITY	47,111
9-16-84	L	23-43	at N.Y. Jets	64,193
9-23-84	L	14-24	L.A. RAMS	45,406
10-1-84	L	17-38	at Pittsburgh	57,098
10-7-84	W	13-3	HOUSTON	43,637
10-14-84	L	14-20	at New England	48,154
Oct. 21-84	W	12-9	CLEVELAND	50,667
10-28-84	W	31-13	at Houston	34,010
11-4-84	L	17-23	at San Francisco	58,324
11-11-84	W	22-20	PITTSBURGH	52,497
11-18-84	L	6-26	SEATTLE	50,280
11-25-84	W	35-14	ATLANTA	44,678
12-2-84	W	20-17 (OT)	at Cleveland	51,774
12-9-84	W	24-21	at New Orleans	40,855
12-16-84	W	52-21	BUFFALO	55,771

TEAM STATISTICS	BENGALS	OPPONENTS
TOTAL FIRST DOWNS	339	322
Rushing	135	115
Passing	179	191
Penalty	25	16
3rd Down: Made-Att.	93-211	82-202
3rd Down Pct.	44.1	40.6
4th Down: Made-Att.	10-14	5-11
4th Down Pct.	71.4	45.5
POSSESSION AVG.	30:50	29:10
TOTAL NET YARDS	5480	5259
Avg. Per Game	342.5	328.7
Total Plays	1081	1034
Avg. Per Play	5.1	5.1
NET YARDS RUSHING	2179	1868
Avg. Per Game	136.2	116.8
Total Rushes	540	477
NET YARDS PASSING	3301	3391
Avg. Per Game	206.3	211.9
Sacked-Yards Lost	45-358	40-298
Gross Yards	3659	3689
Att.-Completions	496-306	517-302
Completion Pct.	61.7	58.4
Had Intercepted	22	25
PUNTS-AVG.	67-42.3	67-41.4
Net Punting Avg.	35.3	31.6
PENALTIES-YARDS	85-693	90-743
FUMBLES-BALLS LOST	32-17	27-15
TOUCHDOWNS	39	39
Rushing	18	21
Passing	17	15
Returns	4	3

SCORE BY PERIODS	1	2	3	4	OT	PTS
BENGALS	53	105	77	101	3	339
OPPONENTS	40	98	78	123	0	339

SCORING	TD	TD-R	TD-P	TD-R	PAT	FG	S	PTS
Jim Breech	0	0	0	0	37-37	22-31	0	103
Larry Kinnebrew	10	9	1	0	—	—	0	60
Cris Collinsworth	6	0	6	0	—	—	0	36
Stanford Jennings	5	2	3	0	—	—	0	30
James Brooks	4	2	2	0	—	—	0	24
Charles Alexander	2	2	0	0	—	—	0	12
Boomer Esiason	2	2	0	0	—	—	0	12
M.L. Harris	2	0	2	0	—	—	0	12
James Griffin	1	0	0	1	—	—	0	6
Rodney Holman	1	0	1	0	—	—	0	6
Ray Horton	1	0	0	1	—	—	0	6
Robert Jackson	1	0	0	1	—	—	0	6
Steve Kreider	1	0	1	0	—	—	0	6
Anthony Munoz	1	0	1	0	—	—	0	6
Turk Schonert	1	1	0	0	—	—	0	6
John Simmons	1	0	0	1	—	—	0	6
(team)	—	—	—	—	—	—	1	2
BENGALS	39	18	17	4	37-39	22-31	1	339
OPPONENTS	39	21	15	3	37-39	22-27	1	339

Two-point conversions: (NA)\*.

RUSHING	ATT	YDS	AVG	LG	TD
Larry Kinnebrew	154	623	4.0	23	9
Charles Alexander	132	479	3.6	22	2
James Brooks	103	396	3.8	33	2
Stanford Jennings	79	379	4.8	20	2
Turk Schonert	13	77	5.9	17	1
Stanley Wilson	17	74	4.4	9	0
Ken Anderson	11	64	5.8	14	0
Boomer Esiason	19	63	3.3	9	2
John Farley	7	11	1.6	5	0
Cris Collinsworth	1	7	7.0	7	0
David Verser	2	5	2.5	3	0
Mike Martin	1	3	3.0	3	0
M.L. Harris	1	-2	-2.0	-2	0
BENGALS	540	2179	4.0	33	18
OPPONENTS	477	1868	3.9	36	21

RECEIVING	REC	YDS	AVG	LG	TD
Cris Collinsworth	64	989	15.5	57	6
M.L. Harris	48	759	15.8	80	2
Stanford Jennings	35	346	9.9	43	3
James Brooks	34	268	7.9	27	2
Charles Alexander	29	203	7.0	22	0
Rodney Holman	21	239	11.4	27	1
Steve Kreider	20	243	12.2	27	1
Larry Kinnebrew	19	159	8.4	22	1
Isaac Curtis	12	135	11.3	22	0
Mike Martin	11	164	14.9	42	0
David Verser	6	113	18.8	28	0
Stanley Wilson	2	15	7.5	11	0
Don Kern	2	14	7.0	9	0
John Farley	2	11	5.5	10	0
Anthony Munoz	1	1	1.0	11	1
BENGALS	306	3659	12.0	80	17
OPPONENTS	302	3689	12.2	76	15

INTERCEPTIONS	NO	YDS	AVG	LG	TD
Louis Breeden	4	96	24.0	70	0
Robert Jackson	4	32	8.0	28	1
Bobby Kemp	4	27	6.8	14	0
Ray Horton	3	48	16.0	48	1
John Simmons	2	43	21.5	43	1
Reggie Williams	2	33	16.5	33	0
Ray Griffin	2	13	6.5	13	0
James Griffin	1	57	57.0	57	1
Glenn Cameron	1	15	15.0	15	0
Jimmy Turner	1	4	4.0	4	0
Jeff Schuh	1	0	0.0	0	0
BENGALS	25	368	14.7	70	4
OPPONENTS	22	364	16.5	52	2

PUNTING	NO	YDS	AVG	NET	TB	IN-20	LG	BLK
Pat McNally	67	2832	42.3	—	8	19	61	0
BENGALS	67	2832	42.3	—	8	19	61	0
OPPONENTS	67	2771	41.4	—	—	—	—	—

PUNT RETURNS	NO	FC	YDS	AVG	LG	TD
Mike Martin	24	5	376	15.7	55	0
John Simmons	12	6	98	8.2	30	0
Ray Horton	2	0	-1	-0.5	1	0
BENGALS	38	11	473	12.4	55	0
OPPONENTS	38	3	310	8.2	19	0

KICKOFF RETURNS	NO	YDS	AVG	LG	TD
Stanford Jennings	22	452	20.5	46	0
Mike Martin	19	386	20.3	44	0
James Brooks	7	144	20.6	37	0
John Farley	6	93	15.5	32	0
David Verser	3	46	15.3	23	0
John Simmons	1	15	15.0	15	0
M.L. Harris	1	12	12.0	12	0
Larry Kinnebrew	1	7	7.0	7	0
Gary Williams	1	0	0.0	0	0
BENGALS	61	1155	18.9	46	0
OPPONENTS	69	1446	21.0	73	1

FIELD GOALS	1-19	20-29	30-39	40-49	50+
Jim Breech	0-0	9-10	10-12	3-4	0-5
BENGALS	0-0	9-10	10-12	3-4	0-5
Jim Breech: (46G, 50N, 22N), (55N, 29G, 48G), (21G), (—), (32G), (22G, 33G, 51N), (37N, 35N), (24G, 23G, 33G, 25G), (33G), (39G), (42G, 21G, 28G), (30G, 33G), (51N), (22G, 43N, 35G), (50N, 35G), (36G).					

PASSING	ATT	CMP	YDS	CMP%	YDS/ATT	TD	TD%	INT	INT%	LG	SKD-YDS	RAT
Ken Anderson	275	175	2107	63.6	7.66	10	3.6	12	4.4	80	24-191	81.0
Turk Schonert	117	78	945	66.7	8.08	4	3.4	7	6.0	57	16-115	77.8
Boomer Esiason	102	51	530	50.0	5.20	3	2.9	3	2.9	36	5-52	62.9
Pat McNally	2	2	77	100.0	38.50	0	0.0	0	0.0	43	0-0	118.8
BENGALS	496	306	3659	61.7	7.38	17	3.4	22	4.4	80	45-358	77.2
OPPONENTS	517	302	3689	58.4	7.14	15	2.9	25	4.8	76	40-298	70.0

## USUAL STARTERS

OFFENSE	DEFENSE
WR Cris Collinsworth	LDE Eddie Edwards
LOT Anthony Munoz	NT Tim Krumie
LG Brian Blados	RDE Ross Browner
C Dave Rimington	LOLB Jeff Schuh
RG Max Montoya	LILB Ron Simpkins
ROT Mike Wilson	RILB Glenn Cameron
TE M.L. Harris	ROLB Reggie Williams
WR Isaac Curtis	LCB Louis Breeden
QB Ken Anderson	RCB Ray Horton
HB James Brooks	SS Jimmy Turner
FB Charles Alexander	FS Bobby Kemp
	FS Robert Jackson

DEFENSE**	ST	AT	TT	SKS-YDS	INT-YDS	PD	FF	FR-YDS
Reggie Williams	65	27	92	9-55	2-33	6	0	0-0
Tim Krumie	57	27	84	5-46	0-0	0	0	1-8
Ron Simpkins	52	28	80	0-0	0-0	2	0	1-0
Robert Jackson	54	22	76	0-0	4-32	10	1	2-0
Ross Browner	48	26	74	8-54	0-0	3	3	1-0
Ray Horton	49	17	66	1-8	3-48	16	1	1-0
Eddie Edwards	48	16	64	9-68	0-0	1	2	3-(-2)
Glenn Cameron	38	22	60	1-7	1-15	2	0	0-0
Louis Breeden	43	15	58	0-0	4-96	14	0	0-0
Jeff Schuh	36	16	52	2-17	1-0	1	0	0-0
Jimmy Turner	38	12	50	0-0	1-4	6	0	1-0
Bobby Kemp	35	10	45	0-0	4-27	6	0	1-0
Guy Frazier	26	16	42	2-21	0-0	2	2	0-0
John Simmons	24	8	32	0-0	2-43	5	1	0-0
Rick Razzano	12	15	27	0-0	0-0	1	0	1-0
Ray Griffin	20	5	25	0-0	2-13	5	0	1-0
Jerry Boyarsky	8	10	18	0-0	0-0	0	0	0-0
James Griffin	13	3	16	0-0	1-57	4	0	0-0
Don Kern	8	7	15	0-0	0-0	0	1	0-0
Steve Maidlow	10	3	13	0-0	0-0	0	0	0-0
Leo Barker	8	4	12	0-0	0-0	0	0	0-0
Glen Collins	7	5	12	3-22	0-0	1	1	1-0
Bruce Kozerski	7	1	8	0-0	0-0	0	0	0-0
Rodney Holman	5	1	6	0-0	0-0	0	0	1-0
Pete Koch	5	1	6	0-0	0-0	0	0	0-0
Larry Kinnebrew	3	2	5	0-0	0-0	0	0	0-0
Charles Alexander	3	0	3	0-0	0-0	0	0	0-0
Mike Martin	3	0	3	0-0	0-0	0	0	0-0
Ralph Battle	2	1	3	0-0	0-0	0	0	0-0
Brian Pillman	2	1	3	0-0	0-0	0	0	0-0
M.L. Harris	2	0	2	0-0	0-0	0	0	0-0
David Verser	2	0	2	0-0	0-0	0	0	0-0
Jim Breech	1	1	2	0-0	0-0	0	0	0-0
Ken Anderson	1	0	1	0-0	0-0	0	0	0-0
Brian Blados	1	0	1	0-0	0-0	0	0	0-0
Isaac Curtis	1	0	1	0-0	0-0	0	0	0-0
John Farley	1	0	1	0-0	0-0	0	0	0-0
Max Montoya	1	0	1	0-0	0-0	0	0	0-0
Anthony Munoz	1	0	1	0-0	0-0	0	0	0-0
Dave Rimington	1	0	1	0-0	0-0	0	1	0-0
Mike Wilson	1	0	1	0-0	0-0	0	0	0-0
Stanley Wilson	1	0	1	0-0	0-0	0	0	0-0

BLOCKED KICKS	BP	BFG	BXP
Rodney Holman	1	0	0

\* NOTE: The two-point conversion was not instituted in the NFL until 1994.

\*\* NOTE: It was not standard practice to separate the three types of defensive statistics — defense, special teams and miscellaneous — until 1988. Thus, the defensive statistics listed above include the combined totals of all three types. All defensive statistics above are press box statistics produced at the games.



# 1985 STATISTICS

RECORD: 7-9-0

HEAD COACH: SAM WYCHE

DATE	W-L	SCORE	OPPONENT	ATTENDANCE
9-8-85	L	24-28	SEATTLE	51,625
9-15-85	L	27-41	at St. Louis	46,321
9-22-85	L	41-44	SAN DIEGO	52,270
9-30-85	W	37-24	at Pittsburgh	59,541
10-6-85	L	20-29	N.Y. JETS	51,785
10-13-85	W	35-30	N.Y. GIANTS	53,112
10-20-85	L	27-44	at Houston	35,590
10-27-85	W	26-21	PITTSBURGH	55,421
11-3-85	W	23-17	at Buffalo	25,640
11-10-85	W	27-10	CLEVELAND	57,293
11-17-85	L	6-13	at L.A. Raiders	52,501
11-24-85	L	6-24	at Cleveland	74,439
12-1-85	W	45-27	HOUSTON	46,140
12-8-85	W	50-24	DALLAS	56,936
12-15-85	L	24-27	at Washington	50,544
12-22-85	L	23-34	at New England	57,953

TEAM STATISTICS	BENGALS	OPPONENTS
TOTAL FIRST DOWNS	344	337
Rushing	125	118
Passing	191	194
Penalty	28	25
3rd Down: Made-Att.	82-208	85-197
3rd Down Pct.	39.4	43.1
4th Down: Made-Att.	9-19	8-12
4th Down Pct.	47.4	66.7
POSSESSION AVG.	31:18	28:42
TOTAL NET YARDS	5900	5663
Avg. Per Game	368.8	353.9
Total Plays	1062	1019
Avg. Per Play	5.6	5.6
NET YARDS RUSHING	2183	1999
Avg. Per Game	136.4	124.9
Total Rushes	503	461
NET YARDS PASSING	3717	3664
Avg. Per Game	232.3	229.0
Sacked-Yards Lost	41-365	40-334
Gross Yards	4082	3998
Att.-Completions	518-302	518-297
Completion Pct.	57.3	57.3
Had Intercepted	13	19
PUNTS-AVG.	63-40.7	60-41.3
Net Punting Avg.	29.7	34.5
PENALTIES-YARDS	110-795	84-731
FUMBLES-BALLS LOST	35-16	34-19
TOUCHDOWNS	53	51
Rushing	20	23
Passing	31	26
Returns	2	2

SCORE BY PERIODS	1	2	3	4	OT	PTS
BENGALS	115	106	119	101	0	441
OPPONENTS	61	131	107	138	0	437

SCORING	TD	TD-R	TD-P	TD-R	PAT	FG	S	PTS
Jim Breech	0	0	0	0	48-50	24-33	0	120
James Brooks	12	7	5	0	—	—	0	72
Larry Kinnebrew	10	9	1	0	—	—	0	60
Eddie Brown	8	0	8	0	—	—	0	48
Rodney Holman	7	0	7	0	—	—	0	42
Cris Collinsworth	5	0	5	0	—	—	0	30
Stanford Jennings	4	1	3	0	—	—	0	24
Charles Alexander	2	2	0	0	—	—	0	12
Steve Kreider	1	0	1	0	^1	—	0	7
Boomer Esiason	1	1	0	0	—	—	0	6
James Griffin	1	0	0	1	—	—	0	6
M.L. Harris	1	0	1	0	—	—	0	6
Robert Jackson	1	0	0	1	—	—	0	6
Ross Browner	0	0	0	0	—	—	1	2
BENGALS	53	20	31	2	49-53	24-33	1	441
OPPONENTS	51	23	26	2	51-51	26-34	1	437

\*PAT scored on a run.

Two-point conversions: (NA).

PASSING	ATT	CMP	YDS	CMP%	YDS/ATT	TD	TD%	INT	INT%	LG	SKD-YDS	RAT
Boomer Esiason	431	251	3443	58.2	7.99	27	6.3	12	2.8	68t	32-289	93.2
Turk Schonert	51	33	460	64.7	9.02	1	2.0	0	0.0	71	6-54	100.1
Ken Anderson	32	16	170	50.0	5.31	2	6.3	0	0.0	44t	2-16	86.7
James Brooks	1	1	8	100.0	8.00	1	100.0	0	0.0	8t	0-0	139.6
Steve Kreider	1	1	1	100.0	1.00	0	0.0	0	0.0	1	0-0	79.2
Cris Collinsworth	1	0	0	0.0	0.00	0	0.0	1	100.0	—	0-0	0.0
Pat McNally	1	0	0	0.0	0.00	0	0.0	0	0.0	—	0-0	39.6
Eddie Brown	0	0	0	—	—	0	—	0	—	—	1-6	—
BENGALS	518	302	4082	58.3	7.88	31	6.0	13	2.5	71	41-365	93.0
OPPONENTS	518	297	3998	57.3	7.72	26	5.0	19	3.7	72t	40-334	83.5

RUSHING	ATT	YDS	AVG	LG	TD
James Brooks	192	929	4.8	39	7
Larry Kinnebrew	170	714	4.2	29	9
Charles Alexander	44	156	3.5	18	2
Eddie Brown	14	129	9.2	35	0
Stanford Jennings	31	92	3.0	19	1
Boomer Esiason	33	79	2.4	20	1
Bill Johnson	8	44	5.5	15	0
Turk Schonert	8	39	4.9	17	0
Cris Collinsworth	1	3	3.0	3	0
Ken Anderson	1	0	0.0	0	0
Pat McNally	1	-2	-2.0	-2	0
BENGALS	503	2183	4.3	39	20
OPPONENTS	461	1999	4.3	56t	23

RECEIVING	REC	YDS	AVG	LG	TD
Cris Collinsworth	65	1125	17.3	71	5
James Brooks	55	576	10.5	57t	5
Eddie Brown	53	942	17.6	68t	8
Rodney Holman	38	479	12.6	64t	7
Larry Kinnebrew	22	187	8.5	29t	1
Charles Alexander	15	110	7.3	19	0
Mike Martin	14	187	13.4	28	0
Stanford Jennings	12	101	8.4	24	3
Steve Kreider	10	184	18.4	56	1
M.L. Harris	10	123	12.3	22t	1
Dan Ross	6	63	10.5	20	0
Brian Blados	1	4	4.0	4	0
Anthony Munoz	1	1	1.0	1	0
BENGALS	302	4082	13.5	71	31
OPPONENTS	297	3998	13.5	72t	26

INTERCEPTIONS	NO	YDS	AVG	LG	TD
James Griffin	7	116	16.6	33	1
Robert Jackson	6	100	16.7	57t	1
Louis Breeden	2	24	12.0	30	0
Ray Horton	2	3	1.5	3	0
Jimmy Turner	1	40	40.0	40	0
Bobby Kemp	1	0	0.0	0	0
BENGALS	19	283	14.9	57t	2
OPPONENTS	13	199	15.3	58	0

PUNTING	NO	YDS	AVG	NET	TB	IN-20	LG	BLK.
Pat McNally	57	2410	42.3	—	7	8	64	1
Jim Breech	5	153	30.6	—	0	2	43	0
BENGALS	63	2563	40.7	—	7	10	64	1
OPPONENTS	60	2477	41.3	—	7	11	63	0

PUNT RETURNS	NO	FC	YDS	AVG	LG	TD
Mike Martin	32	8	268	8.4	26	0
BENGALS	32	8	268	8.4	26	0
OPPONENTS	42	0	554	13.2	62t	1

KICKOFF RETURNS	NO	YDS	AVG	LG	TD
Mike Martin	48	1104	23.0	45	0
Stanford Jennings	13	218	16.8	26	0
James Brooks	3	38	12.7	15	0
Carl Zander	1	19	19.0	19	0
Eddie Brown	1	6	6.0	6	0
James Griffin	1	0	0.0	0	0
BENGALS	67	1385	20.7	45	0
OPPONENTS	81	1734	21.4	58	0

FIELD GOALS	1-19	20-29	30-39	40-49	50+
Jim Breech	0-0	7-8	12-13	4-6	1-6
BENGALS	0-0	7-8	12-13	4-6	1-6
Jim Breech: (22G), (46G, 33G), (—), (50N, 32G), (29G, 53G, 53N), (—), (47G, 22G), (32G, 39G, 40G, 37G), (31G), (28G, 33G, 51N, 50N), (37N, 39G, 37G), (30G, 29G), (48N, 28N, 29G), (49N), (51N, 38G), (22G, 42G, 30G).					

## USUAL STARTERS

OFFENSE		DEFENSE	
WR	Cris Collinsworth	LDE	Eddie Edwards
LOT	Anthony Munoz	NT	Tim Krumrie
LG	Brian Blados	RDE	Ross Browner
C	Dave Rimington	LOLB	Jeff Schuh
RG	Max Montoya	LILB	Ron Simpkins,
ROT	Mike Wilson		Carl Zander
TE	Rodney Holman	RILB	Glenn Cameron
WR	Eddie Brown	ROLB	Reggie Williams
QB	Boomer Esiason	LCB	Louis Breeden
HB	James Brooks	RCB	Ray Horton
FB	Larry Kinnebrew	SS	Bobby Kemp
		FS	James Griffin

DEFENSE**	ST	AT	TT	SKS-YDS	INT-YDS	PD	FF	FR-YDS
Tim Krumie	68	28	96	3.5-25	0-0	1	1	2-0
Robert Jackson	70	16	86	0-0	6-100	12	2	1-0
Louis Breeden	60	21	81	1-10	2-24	17	0	0-0
Ron Simpkins	56	22	78	3.5-31	0-0	2	2	1-4
Bobby Kemp	57	17	74	1-5	1-0	3	1	0-0
Reggie Williams	44	22	66	3.5-31	0-0	4	3	4-4
Ray Horton	53	10	63	0-0	2-3	8	0	1-0
Ross Browner	48	15	63	9-69	0-0	1	0	2-0
Carl Zander	48	12	60	2-11	0-0	1	1	1-34
James Griffin	40	15	55	1-11	7-116	11	2	1-29
Eddie Edwards	36	10	46	8.5-71	0-0	3	3	2-0
Jeff Schuh	36	10	46	4-35	0-0	1	1	1-0
Glenn Cameron	30	8	38	0-0	0-0	0	0	0-0
Jimmy Turner	24	9	33	0-0	1-40	2	0	0-0
Leo Barker	24	8	32	0-0	0-0	1	3	0-0
Emmanuel King	15	2	17	2-21	0-0	0	0	1-0
Jerry Boyarsky	8	6	14	1-14	0-0	0	0	0-0
Bill Johnson	10	3	13	0-0	0-0	0	0	0-0
John Simmons	8	2	10	0-0	0-0	0	0	0-0
Lee Davis	4	4	8	0-0	0-0	1	0	0-0
Sam Washington	5	2	7	0-0	0-0	2	0	1-0
Glen Collins	5	1	6	0-0	0-0	1	0	0-0
Stanford Jennings	5	1	6	0-0	0-0	0	0	1-0
Don Kern	4	2	6	0-0	0-0	0	0	0-0
Tom Dinkel	3	0	3	0-0	0-0	0	0	0-0
Steve Kreider	3	0	3	0-0	0-0	0	0	0-0
Max Montoya	3	0	3	0-0	0-0	0	0	0-0
Rodney Holman	2	1	3	0-0	0-0	0	0	0-0
Sean Thomas	2	1	3	0-0	0-0	0	0	0-0
James Brooks	2	0	2	0-0	0-0	0	0	0-0
Boomer Esiason	2	0	2	0-0	0-0	0	0	0-0
M.L. Harris	2	0	2	0-0	0-0	0	0	0-0
Larry Kinnebrew	2	0	2	0-0	0-0	0	0	0-0
Mike Wilson	2	0	2	0-0	0-0	0	0	0-0
Charles Alexander	1	0	1	0-0	0-0	0	0	0-0
Eddie Brown	1	0	1	0-0	0-0	0	0	0-0
Pat McNally	1	0	1	0-0	0-0	0	0	0-0
Anthony Munoz	1	0	1	0-0	0-0	0	0	0-0
Bruce Reimers	1	0	1	0-0	0-0	0	0	0-0

BLOCKED KICKS	BP	BFG	BXP
(none)	0	0	0

\* NOTE: The two-point conversion was not instituted in the NFL until 1994.

\*\* NOTE: It was not standard practice to separate the three types of defensive statistics — defense, special teams and miscellaneous — until 1988. Thus, the defensive statistics listed above include the combined totals of all three types. All defensive statistics above are press box statistics produced at the games.

# 1986 STATISTICS

RECORD: 10-6-0

HEAD COACH: SAM WYCHE

DATE	W-L	SCORE	OPPONENT	ATTENDANCE
9-7-86	L	14-24	at Kansas City	43,430
9-14-86	W	36-33 (OT)	BUFFALO	52,714
9-18-86	W	30-13	at Cleveland	78,779
9-28-86	L	7-44	CHICAGO	55,146
10-5-86	W	34-28	at Green Bay	51,230
10-13-86	W	24-22	PITTSBURGH	54,283
10-19-86	W	31-28	HOUSTON	53,844
10-26-86	L	9-30	at Pittsburgh	50,815
11-2-86	W	24-17	at Detroit	52,423
11-9-86	L	28-32	at Houston	32,130
11-16-86	W	34-7	SEATTLE	54,410
11-23-86	W	24-20	MINNESOTA	53,003
11-30-86	L	28-34	at Denver	58,705
12-7-86	W	31-7	at New England	60,633
12-14-86	L	3-34	CLEVELAND	58,062
12-21-86	W	52-21	N.Y. JETS	51,619

TEAM STATISTICS	BENGALS	OPPONENTS
TOTAL FIRST DOWNS.....	348	336
Rushing.....	134	134
Passing.....	183	171
Penalty.....	31	31
3rd Down: Made-Att.....	79-199	84-218
3rd Down Pct.....	39.7	38.5
4th Down: Made-Att.....	9-16	12-16
4th Down Pct.....	56.3	75.0
POSSESSION AVG.....	28:48	31:12
TOTAL NET YARDS.....	6490	5274
Avg. Per Game.....	405.6	329.6
Total Plays.....	1046	1051
Avg. Per Play.....	6.2	5.0
NET YARDS RUSHING.....	2533	2122
Avg. Per Game.....	158.3	132.6
Total Rushes.....	521	514
NET YARDS PASSING.....	3957	3152
Avg. Per Game.....	247.3	197.0
Sacked-Yards Lost.....	28-203	42-368
Gross Yards.....	4160	3520
Att.-Completions.....	497-287	495-278
Completion Pct.....	57.7	56.2
Had Intercepted.....	20	17
PUNTS-AVG.....	59-33.8	77-39.8
Net Punting Avg.....	29.7	34.5
PENALTIES-YARDS.....	111-847	93-840
FUMBLES-BALLS LOST.....	31-16	30-11
TOUCHDOWNS.....	51	47
Rushing.....	24	23
Passing.....	25	17
Returns.....	2	7

SCORE BY PERIODS	1	2	3	4	OT	PTS
BENGALS.....	69	126	72	139	3	409
OPPONENTS.....	113	92	122	67	0	394

SCORING	TD	TD-R	TD-P	TD-R	PAT	FG	S	PTS
Jim Breech.....	0	0	0	0	50-51	17-32	0	101
Cris Collinsworth.....	10	0	10	0	—	—	0	60
James Brooks.....	9	5	4	0	—	—	0	54
Larry Kinnebrew.....	9	8	1	0	—	—	0	54
Stanley Wilson.....	8	8	0	0	—	—	0	48
Eddie Brown.....	4	0	4	0	—	—	0	24
Rodney Holman.....	2	0	2	0	—	—	0	12
Anthony Munoz.....	2	0	2	0	—	—	0	12
Louis Breeden.....	1	0	0	1	—	—	0	6
Eddie Edwards.....	1	0	0	1	—	—	0	6
Boomer Esiason.....	1	1	0	0	—	—	0	6
Jeff Hayes.....	1	1	0	0	—	—	0	6
Stanford Jennings.....	1	1	0	0	—	—	0	6
Eric Kattus.....	1	0	1	0	—	—	0	6
Tim McGee.....	1	0	1	0	—	—	0	6
Leon White.....	0	0	0	0	—	—	1	2
BENGALS.....	51	24	25	2	50-51	17-32	1	409
OPPONENTS.....	47	23	17	7	44-47	22-30	1	394

Two-point conversions: (NA)\*.

PASSING	ATT	CMP	YDS	CMP%	YDS/ATT	TD	TD%	INT	INT%	LG	SKD-YDS	RAT
Boomer Esiason.....	469	273	3959	58.2	8.44	24	5.1	17	3.6	57	26-194	87.7
Ken Anderson.....	23	11	171	47.8	7.43	1	4.3	2	8.7	43	1-4	51.2
Doug Gaynor.....	3	3	30	100.0	10.00	0	0.0	0	0.0	16	1-5	108.3
James Brooks.....	1	0	0	0.0	0.00	0	0.0	0	0.0	—	0-0	39.6
Steve Kreider.....	1	0	0	0.0	0.00	0	0.0	1	100.0	—	0-0	0.0
BENGALS.....	497	287	4160	57.7	8.37	25	5.0	20	4.0	57	28-203	85.1
OPPONENTS.....	495	278	3520	56.2	7.11	17	3.4	17	3.4	84t	42-368	75.7

RUSHING	ATT	YDS	AVG	LG	TD
James Brooks.....	205	1087	5.3	56t	5
Larry Kinnebrew.....	131	519	4.0	39	8
Stanley Wilson.....	68	379	5.6	58t	8
Bill Johnson.....	39	226	5.8	34	0
Boomer Esiason.....	44	146	3.3	23	1
Jeff Hayes.....	3	92	30.7	61t	1
Stanford Jennings.....	16	54	3.4	10	1
Eddie Brown.....	8	32	4.0	17	0
Tim McGee.....	4	10	2.5	8	0
Doug Gaynor.....	1	4	4.0	4	0
Cris Collinsworth.....	2	-16	-8.0	-6	0
BENGALS.....	521	2533	4.9	61t	24
OPPONENTS.....	514	2122	4.1	75t	23

RECEIVING	REC	YDS	AVG	LG	TD
Cris Collinsworth.....	62	1024	16.5	46t	10
Eddie Brown.....	58	964	16.6	57	4
James Brooks.....	54	686	12.7	54	4
Rodney Holman.....	40	570	14.3	34t	2
Tim McGee.....	16	276	17.3	51	1
Larry Kinnebrew.....	13	136	10.5	31	1
Bill Johnson.....	13	103	7.9	17	0
Eric Kattus.....	11	99	9.0	28	1
Stanford Jennings.....	6	86	14.3	34	0
Steve Kreider.....	5	96	19.2	23	0
Stanley Wilson.....	4	45	11.3	34	0
Mike Martin.....	3	68	22.7	51	0
Anthony Munoz.....	2	7	3.5	5t	2
BENGALS.....	287	4160	14.5	57	25
OPPONENTS.....	278	3520	12.7	84t	17

INTERCEPTIONS	NO	YDS	AVG	LG	TD
Louis Breeden.....	7	72	10.3	36t	1
David Fulcher.....	4	20	5.0	15	0
Leo Barker.....	2	7	3.5	7	0
Barney Bussey.....	1	19	19.0	19	0
Carol Zander.....	1	18	18.0	18	0
Joe Kelly.....	1	6	6.0	6	0
Ray Horton.....	1	4	4.0	4	0
BENGALS.....	17	146	8.6	36t	1
OPPONENTS.....	20	189	9.5	49	0

PUNTING	NO	YDS	AVG	NET	TB	IN-20	LG	BLK.
Jeff Hayes.....	56	1965	35.1	—	3	11	52	2
Boomer Esiason.....	1	31	31.0	—	0	1	31	0
BENGALS.....	59	1996	33.8	—	3	12	52	2
OPPONENTS.....	77	3068	39.8	—	9	14	66	0

PUNT RETURNS	NO	FC	YDS	AVG	LG	TD
Mike Martin.....	13	6	96	7.4	14	0
Ray Horton.....	11	3	111	10.1	25	0
Tim McGee.....	3	4	21	7.0	9	0
John Simmons.....	2	4	7	3.5	6	0
BENGALS.....	29	17	235	8.1	25	0
OPPONENTS.....	19	14	182	9.6	54	0

KICKOFF RETURNS	NO	YDS	AVG	LG	TD
Tim McGee.....	43	1007	23.4	94	0
Stanford Jennings.....	12	257	21.4	41	0
Mike Martin.....	4	83	20.8	21	0
Ron Simpkins.....	2	24	12.0	15	0
Rodney Holman.....	1	18	18.0	18	0
John Simmons.....	1	0	0.0	0	0
BENGALS.....	63	1389	22.0	94	0
OPPONENTS.....	80	1611	20.1	96t	1

FIELD GOALS	1-19	20-29	30-39	40-49	50+
Jim Breech.....	1-2	4-5	5-7	5-14	2-4
BENGALS.....	1-2	4-5	5-7	5-14	2-4
OPPONENTS.....	4-4	4-5	6-6	8-13	0-2
Jim Breech: (—), (51G, 20G), (49G, 33G, 25G), (—), (48N), (40N, 40G), (49N, 51G, 41N), (27N, 19G, 30N, 40G, 31G), (50N, 38G, 44N), (49N, 47N), (37G, 51N, 34G), (19N, 49N, 40G), (39N), (24G, 44N), (23G), (43G).					
Opponents: (45N, 18G), (20G, 44G), (19G, 34G), (41G), (—), (27N, 24G, 44G), (—), (31G, 43G, 41G), (50N, 18G), (42G, 25G, 30G, 46G), (49N, 42N, 55N), (24G, 35G), (49G, 33G), (44N), (46N, 39G, 19G), (—).					

## USUAL STARTERS

OFFENSE	DEFENSE
WR Cris Collinsworth	LDE Eddie Edwards
LOT Anthony Munoz	NT Tim Krumie
LG Bruce Kozerski	RDE Ross Browner
C Dave Rimington	LOLB Emanuel King
RG Max Montoya	LILB Carl Zander
ROT Brian Blados,	RILB Leo Barker,
Joe Walter	Joe Kelly
TE Rodney Holman	ROLB Reggie Williams
WR Eddie Brown	LCB Louis Breeden
QB Boomer Esiason	RCB Lewis Billups
HB James Brooks	SS David Fulcher
FB Larry Kinnebrew	FS Bobby Kemp

DEFENSE**	ST	AT	TT	SKS-YDS	INT-YDS	PD	FF	FR-YDS
Tim Krumie.....	73	40	113	1-4	0-0	0	0	2-18
David Fulcher.....	75	30	105	2-18	4-20	7	0	1-0
Carl Zander.....	61	36	97	3.5-34	1-18	4	0	1-0
Reggie Williams.....	73	23	96	4.5-34	0-0	3	2	1-0
Emmanuel King.....	52	18	70	9-88	0-0	1	2	1-1
Louis Breeden.....	49	7	56	0-0	7-72	14	1	0-0
Ray Horton.....	44	11	55	0-0	1-4	9	0	0-0
Bobby Kemp.....	37	14	51	0-0	0-0	3	0	0-0
Ross Browner.....	37	12	49	6.5-57	0-0	0	2	1-0
Eddie Edwards.....	35	10	45	6.5-49	0-0	3	0	2-0
Leo Barker.....	28	15	43	0-0	2-7	2	2	0-0
Joe Kelly.....	25	10	35	1-7	1-6	1	0	1-0
Lewis Billups.....	28	5	33	1-9	0-0	11	1	1-2
Ron Simpkins.....	21	6	27	0-0	0-0	0	0	0-0
Barney Bussey.....	19	5	24	1-12	1-19	1	0	0-0
Robert Jackson.....	19	5	24	0-0	0-0	3	0	0-0
Ron Simpkins.....	21	6	27	0-0	0-0	0	0	0-0
Jim Skow.....	16	3	19	3-24	0-0	1	0	0-0
John Simmons.....	16	1	17	1-15	0-0	4	0	0-0
Eric Kattus.....	13	1	14	0-0	0-0	0	0	0-0
Leon White.....	12	2	14	0-0	0-0	0	0	0-0
Ed Brady.....	9	3	12	0-0	0-0	0	1	0-0
Mike Hammerstein.....	3	7	10	1-6	0-0	0	0	0-0
Jimmy Turner.....	8	1	9	0-0	0-0	2	0	0-0
Kiki DeAyala.....	7	2	9	1-11	0-0	0	0	0-0
Bill Johnson.....	6	2	8	0-0	0-0	0	0	0-0
Stanford Jennings.....	5	1	6	0-0	0-0	0	0	0-0
Rodney Holman.....	3	0	3	0-0	0-0	0	0	0-0
Eddie Brown.....	2	0	2	0-0	0-0	0	0	0-0
Cris Collinsworth.....	2	0	2	0-0	0-0	0	0	0-0
Bruce Kozerski.....	2	0	2	0-0	0-0	0	0	0-0
Stanley Wilson.....	2	0	2	0-0	0-0	0	0	0-0
Jim Breech.....	1	1	2	0-0	0-0	0	0	0-0
Steve Kreider.....	1	1	2	0-0	0-0	0	0	0-0
James Brooks.....	1	0	1	0-0	0-0	0	0	0-0
Jeff Hayes.....	1	0	1	0-0	0-0	0	0	0-0
Larry Kinnebrew.....	1	0	1	0-0	0-0	0	0	0-0
Max Montoya.....	1	0	1	0-0	0-0	0	0	0-0
Joe Walter.....	1	0	1	0-0	0-0	0	0	0-0
David Douglas.....	0	1	1	0-0	0-0	0	0	0-0

BLOCKED KICKS	BP	BFG	BXP
Bruce Reimers.....	0	0	1

\* NOTE: The two-point conversion was not instituted in the NFL until 1994.

\*\* NOTE: It was not standard practice to separate the three types of defensive statistics — defense, special teams and miscellaneous — until 1988. Thus, the defensive statistics listed above include the combined totals of all three types. All defensive statistics above are press box statistics produced at the games.

## RECORD: 4-11-0

## RECORD: 12-4-0

PASSING	ATT	CMP	YDS	CMP%	YDS/ATT	TD	TD%	INT	INT%	LG	SKD-YDS	RAT
Boomer Esiason .....	388	223	3572	57.5	9.21	28	7.2	14	3.6	86f	30-245	97.4
Turk Schonert .....	4	2	20	50.0	5.00	0	0.0	0	0.0	17	0-0	64.6
BENGALS .....	392	225	3592	57.4	9.16	28	7.1	14	3.6	86f	30-245	97.0
OPPONENTS .....	524	283	3508	54.0	6.69	19	3.6	22	4.2	65f	42-374	69.6

Jim Breech: (42N), (—), (32G), (34G), (28G), (30N, 25G), (—),  
(—), (19G, 32G, 22G), (—), (—), (41G), (51N), (46N), (45G, 27G), (40N,  
20G).

Lee Johnson: (—), (—), (—), (—), (—), (—), (—), (—), (—), (—), (—),  
(—), (—), (—), (50N), (—), (50G).

Opponents: (58N), (42N, 34G), (48N, 19G), (27G), (—), (30G),  
(43N), (45N), (34G, 39G, 29G), (—), (37G, 35G, 23G, 47G, 39G), (44G),  
(—), (26G, 41N), (43G, 48G), (43G, 29N).

MISCELLANEOUS DEFENSE**	ST	AT	FF	FR-YDS
Eddie Brown.....	3	0	3	0-0
Boomer Esiason.....	2	0	2	0-0
James Brooks.....	1	0	1	0-0
Rodney Holman.....	1	0	1	0-0
Ray Horton.....	1	0	1	0-0
Anthony Munoz.....	1	0	1	0-0
Bruce Reimers.....	1	0	1	0-0
Jim Riggs.....	1	0	1	0-0
Joe Walter.....	1	0	1	0-0

**\*\* NOTE:** All defensive statistics above are press box statistics produced at the games.



# 1989 STATISTICS

RECORD: 8-8-0

HEAD COACH: SAM WYCHE

DATE	W-L	SCORE	OPPONENT	ATTENDANCE
9-10-89	L	14-17	at Chicago	64,730
9-17-89	W	41-10	PITTSBURGH	53,885
9-25-89	W	21-14	CLEVELAND	55,996
10-1-89	W	21-17	at Kansas City	61,165
10-8-89	W	26-16	at Pittsburgh	52,785
10-15-89	L	13-20	MIAMI	58,184
10-22-89	L	12-23	INDIANAPOLIS	57,642
10-29-89	W	56-23	TAMPA BAY	57,225
11-5-89	L	7-28	at L.A. Raiders	51,080
11-13-89	L	24-26	at Houston	60,694
11-19-89	W	42-7	DETROIT	55,720
11-26-89	L	7-24	at Buffalo	80,074
12-3-89	W	21-0	at Cleveland	76,236
12-10-89	L	17-24	SEATTLE	54,744
12-17-89	W	61-7	HOUSTON	47,510
12-25-89	L	21-29	at Minnesota	58,829

TEAM STATISTICS	BENGALS	OPPONENTS
TOTAL FIRST DOWNS	348	280
Rushing	136	114
Passing	183	151
Penalty	29	15
3rd Down: Made-Att.	100-220	82-209
3rd Down Pct.	45.5	39.2
4th Down: Made-Att.	12-24	6-19
4th Down Pct.	50.0	31.6
POSSESSION AVG.	30:51	29:09
TOTAL NET YARDS	6101	5297
Avg. Per Game	381.3	331.1
Total Plays	1083	997
Avg. Per Play	5.6	5.3
NET YARDS RUSHING	2483	2162
Avg. Per Game	155.2	135.1
Total Rushes	529	482
NET YARDS PASSING	3618	3135
Avg. Per Game	226.1	195.9
Sacked-Yards Lost	41-332	33-248
Gross Yards	3950	3383
Att.-Completions	513-288	482-256
Completion Pct.	56.1	53.1
Had Intercepted	13	21
PUNTS-AVG.	65-38.5	75-39.1
Net Punting Avg.	29.9	34.7
PENALTIES-YARDS	85-637	121-1045
FUMBLES-BALLS LOST	29-19	26-16
TOUCHDOWNS	52	32
Rushing	17	9
Passing	32	22
Returns	3	1

SCORE BY PERIODS	1	2	3	4	OT	PTS
BENGALS	61	147	98	98	0	404
OPPONENTS	50	97	56	82	0	285

SCORING	TD	TD-R	TD-P	TD-R	PAT	FG	S	PTS
Jim Breech	0	0	0	0	37-38	12-14	0	73
James Brooks	9	7	2	0	—	—	0	54
Rodney Holman	9	0	9	0	—	—	0	54
Tim McGee	8	0	8	0	—	—	0	48
Eddie Brown	6	0	6	0	—	—	0	36
Craig Taylor	5	3	2	0	—	—	0	30
Jim Gallery	0	0	0	0	13-13	2-6	0	19
Eric Ball	3	3	0	0	—	—	0	18
Stanford Jennings	3	2	1	0	—	—	0	18
Mike Martin	2	0	2	0	—	—	0	12
Ickey Woods	2	2	0	0	—	—	0	12
Barney Bussey	1	0	0	1	—	—	0	6
Ira Hillary	1	0	1	0	—	—	0	6
Kendall Smith	1	0	1	0	—	—	0	6
Eric Thomas	1	0	0	1	—	—	0	6
Leon White	1	0	0	1	—	—	0	6
Lee Johnson	0	0	0	0	0-1	0-0	0	0
BENGALS	52	17	32	3	50-52	14-20	0	404
OPPONENTS	32	9	22	1	31-32	20-27	1	285

Two-point conversions: (NA\*).

RUSHING	ATT	YDS	AVG	LG	TD
James Brooks	221	1239	5.6	65t	7
Eric Ball	98	391	4.0	27	3
Stanford Jennings	83	293	3.5	17	2
Boomer Esiason	47	278	5.9	24	0
Craig Taylor	30	111	3.7	16	3
Ickey Woods	29	94	3.2	12	2
Tim McGee	2	36	18.0	25	0
Erik Wilhelm	6	30	5.0	14	0
John Holfield	11	20	1.8	11	0
Ira Hillary	1	-2	-2.0	-2	0
Lee Johnson	1	-7	-7.0	-7	0
BENGALS	529	2483	4.7	65t	17
OPPONENTS	482	2162	4.5	92t	9

RECEIVING	REC	YDS	AVG	LG	TD
Tim McGee	65	1211	18.6	74t	8
Eddie Brown	52	814	15.7	46	6
Rodney Holman	50	736	14.7	73t	9
James Brooks	37	306	8.3	25	2
Ira Hillary	17	162	9.5	17	1
Mike Martin	15	160	10.7	21	2
Eric Kattus	12	93	7.8	16	0
Kendall Smith	10	140	14.0	41t	1
Stanford Jennings	10	119	11.9	43t	1
Eric Ball	6	44	7.3	15	0
Jim Riggs	5	29	5.8	9	0
Craig Taylor	4	44	11.0	18t	2
John Garrett	2	29	14.5	18	0
John Holfield	2	18	9.0	14	0
Carl Parker	1	45	45.0	45	0
BENGALS	288	3950	13.7	74t	32
OPPONENTS	256	3383	13.2	84t	22

INTERCEPTIONS	NO	YDS	AVG	LG	TD
David Fulcher	8	87	10.9	22	0
Eric Thomas	4	18	4.5	18t	1
Rickey Dixon	3	47	15.7	28	0
Lewis Billups	2	0	0.0	0	0
Joe Kelly	1	25	25.0	25	0
Leon White	1	22	22.0	22	0
Richard Carey	1	5	5.0	5	0
Barney Bussey	1	0	0.0	0	0
BENGALS	21	204	9.7	28	1
OPPONENTS	13	42	3.2	19	0

PUNTING	NO	YDS	AVG	NET	TB	IN-20	LG	BLK.
Lee Johnson	61	2446	40.1	30.2	11	14	62	2
Jim Breech	2	58	29.0	19.0	1	1	32	0
BENGALS	65	2504	38.5	29.9	12	15	62	2
OPPONENTS	75	2935	39.1	34.7	6	16	57	1

PUNT RETURNS	NO	FC	YDS	AVG	LG	TD
Mike Martin	15	4	107	7.1	17	0
Kendall Smith	12	2	54	4.5	15	0
Ira Hillary	6	4	19	3.2	10	0
Richard Carey	3	2	29	9.7	13	0
BENGALS	36	12	209	5.8	17	0
OPPONENTS	33	5	323	9.8	45	0

KICKOFF RETURNS	NO	YDS	AVG	LG	TD
Stanford Jennings	26	525	20.2	33	0
Ira Hillary	14	223	15.9	29	0
Richard Carey	6	104	17.3	23	0
Kendall Smith	5	65	13.0	19	0
Eric Ball	1	19	19.0	19	0
Craig Taylor	1	5	5.0	5	0
John Holfield	1	0	0.0	0	0
Robert Jackson	0f	0	—	—	0
BENGALS	54	941	17.4	33	0
OPPONENTS	55	1203	21.9	66	0

FIELD GOALS	1-19	20-29	30-39	40-49	50+
Jim Breech	0-0	9-9	3-4	0-1	0-0
Jim Gallery	0-0	1-1	0-1	1-4	0-0
BENGALS	0-0	10-10	3-5	1-5	0-0
OPPONENTS	0-0	9-9	7-8	4-8	0-2

Jim Breech: (—), (—), (—), (—), (24G, 27G), (20G, 22G), (30G, 29G, 23G, 21G), (—), (34N), (38G), (49N), (—), (—), (24G), (27G, 30G), (—).

Jim Gallery: (45N), (26G, 47G), (48N, 44N), (31N), (—), (—), (—), (—), (—), (—), (—), (—), (—), (—), (—), (—), (—), (—).

Opponents: (29G), (38G), (—), (23G), (46N, 24G, 40G, 34G), (29G, 33G), (27G), (—), (46N), (32G, 42G, 37G, 28G), (—), (24G), (51N, 48N), (41N, 48G), (32N), (31G, 37G, 22G, 42G, 24G, 52N).

PASSING	ATT	CMP	YDS	CMP%	YDS/ATT	TD	TD%	INT	INT%	LG	SKD-YDS	RAT
Boomer Esiason	455	258	3525	56.7	7.75	28	6.2	11	2.4	74t	36-288	92.1
Erik Wilhelm	56	30	425	53.6	7.59	4	7.1	2	3.6	46t	3-17	87.3
Turk Schonert	2	0	0	0.0	0.00	0	0.0	0	0.0	—	2-27	39.6
BENGALS	513	288	3950	56.1	7.70	32	6.2	13	2.5	74t	41-332	91.2
OPPONENTS	482	256	3383	53.1	7.02	22	4.6	21	4.4	84t	33-248	72.6

## USUAL STARTERS

OFFENSE	DEFENSE
WR Tim McGee	LDE Jim Skow
LOT Anthony Munoz	NT Tim Krumrie
LG Bruce Reimers	RDE Jason Buck
C Bruce Kozerski	LOLB Leon White
RG Max Montoya	LILB Carl Zander
ROT Brian Blados	RILB Joe Kelly
TE Joe Walter	ROLB Reggie Williams
WR Rodney Holman	LCB Lewis Billups
WR Eddie Brown	RCB Eric Thomas
QB Boomer Esiason	SS David Fulcher
HB James Brooks	FS Rickey Dixon
FB Eric Ball	
Stanford Jennings	

DEFENSE**	ST	AT	TT	SKS-YDS	INT-YDS	PD	FF	FR-YDS
David Fulcher	70	37	107	0-0	8-87	14	1	4-0
Rickey Dixon	84	19	103	0-0	3-47	16	1	0-0
Tim Krumrie	45	29	74	3-11	0-0	0	1	1-9
Joe Kelly	44	26	70	1-6	1-25	4	1	3-23
Carl Zander	43	24	67	1.5-14	0-0	3	1	1-25
Eric Thomas	49	9	58	2-23	4-18	23	1	1-0
Jason Buck	42	14	56	6-46	0-0	2	1	1-0
Lewis Billups	45	4	49	0-0	2-0	14	2	0-0
Reggie Williams	33	15	48	3.5-27	0-0	0	0	0-0
Leon White	32	15	47	2-17	1-22	4	2	2-22
Skip McClendon	24	9	33	1.5-10.5	0-0	2	1	1-0
Jim Skow	21	8	29	4.5-31	0-0	4	1	0-0
Mike Hammerstein	18	11	29	1.5-13	0-0	0	0	1-0
Leo Barker	21	6	27	0-0	0-0	2	0	0-0
Barney Bussey	20	5	25	2.5-13.5	1-0	6	0	0-0
David Grant	11	10	21	0.5-2.5	0-0	0	0	0-0
Robert Jackson	18	1	19	0-0	0-0	4	1	0-0
Solomon Wilcots	13	2	15	1-18	0-0	0	0	0-0
Kevin Walker	7	4	11	0-0	0-0	0	0	1-0
Richard Carey	6	3	9	0-0	1-5	3	0	0-0
Natu Tuatagaloa	6	1	7	2.5-15.5	0-0	2	0	0-0
Ed Brady	1	0	1	0-0	0-0	0	0	0-0

SPECIAL TEAMS**	ST	AT	TT	FF	FR-YDS	BP	BFG	BXP
Kevin Walker	11	0	11	0	0-0	0	0	0
Leo Barker	10	1	11	0	0-0	0	0	0
Ed Brady	9	1	10	0	0-0	0	0	0
Barney Bussey	9	1	10	0	0-0	0	0	0
Solomon Wilcots	8	2	10	0	0-0	0	0	0
Robert Jackson	6	0	6	0	0-0	0	0	0
Chris Barber	5	1	6	0	0-0	0	0	0
Leon White	5	1	6	0	0-0	0	0	0
Rickey Dixon	5	0	5	0	0-0	0	0	0
Richard Carey	1	2	3	0	0-0	0	0	0
Lee Johnson	2	0	2	0	0-0	0	0	0
Craig Taylor	2	0	2	0	0-0	0	0	0
Eric Thomas	2	0	2	0	0-0	1	0	0
Natu Tuatagaloa	2	0	2	0	0-0	0	0	0
Ira Hillary	1	0	1	0	0-0	0	0	0
Stanford Jennings	1	0	1	0	0-0	0	0	0
Eric Kattus	1	0	1	0	0-0	0	0	0
Rich Romer	1	0	1	0	0-0	0	0	0
Carl Zander	1	0	1	0	0-0	0	0	0
John Garrett	0	1	1	0	0-0	0	0	0

MISCELLANEOUS DEFENSE**	ST	AT	TT	FF	FR-YDS
Eddie Brown	2	0	2	0	0-0
Rodney Holman	2	0	2	0	0-0</



# 1990 STATISTICS

RECORD: 9-7-0

HEAD COACH: SAM WYCHE  
(BENGALS WON AFC CENTRAL DIVISION; SEE POSTSEASON  
PORTION OF TEAM HISTORY SECTION FOR POSTSEASON STATS)

DATE	W-L	SCORE	OPPONENT	ATTENDANCE
9-9-90	W	25-20	N.Y. JETS	56,467
9-16-90	W	21-16	at San Diego	48,098
9-23-90	W	41-7	NEW ENGLAND	56,470
10-1-90	L	16-31	at Seattle	60,135
10-7-90	W	34-31 (OT)	at L.A. Rams	62,619
10-14-90	L	17-48	at Houston	53,501
10-22-90	W	34-13	at Cleveland	78,567
10-28-90	L	17-38	at Atlanta	53,214
11-4-90	L	7-21	NEW ORLEANS	60,067
11-11-90			— BYE —	
11-18-90	W	27-3	PITTSBURGH	60,064
11-25-90	L	20-34	INDIANAPOLIS	60,051
12-2-90	W	16-12	at Pittsburgh	58,200
12-9-90	L	17-20 (OT)	SAN FRANCISCO	60,084
12-16-90	L	7-24	at L.A. Raiders	54,132
12-23-90	W	40-20	HOUSTON	60,044
12-30-90	W	21-14	CLEVELAND	60,041

TEAM STATISTICS	BENGALS	OPPONENTS
TOTAL FIRST DOWNS	277	308
Rushing	107	116
Passing	151	180
Penalty	19	12
3rd Down: Made-Att.	79-196	93-213
3rd Down Pct.	40.3	43.7
4th Down: Made-Att.	12-19	2-12
4th Down Pct.	63.2	16.7
POSSESSION AVG.	29:21	30:39
TOTAL NET YARDS	5063	5605
Avg. Per Game	316.4	350.3
Total Plays	943	1010
Avg. Per Play	5.4	5.5
NET YARDS RUSHING	2120	2085
Avg. Per Game	132.5	130.3
Total Rushes	484	442
NET YARDS PASSING	2943	3520
Avg. Per Game	183.9	220.0
Sacked-Yards Lost	34-209	25-205
Gross Yards	3152	3725
Att. Completions	425-237	543-300
Completion Pct.	55.8	55.2
Had Intercepted	23	15
PUNTS-AVG.	65-42.1	63-41.8
Net Punting Avg.	34.0	36.5
PENALTIES-YARDS	83-627	101-824
FUMBLES-BALLS LOST	25-12	32-16
TOUCHDOWNS	44	41
Rushing	16	15
Passing	25	24
Returns	3	2

SCORE BY PERIODS	1	2	3	4	OT	PTS
BENGALS	79	110	78	90	3	360
OPPONENTS	70	115	101	63	3	352

SCORING	TD	TD-R	TD-P	TD-RT	PAT	FG	S	PTS
Jim Breech	0	0	0	0	41-44	17-21	0	92
James Brooks	9	5	4	0	—	—	0	54
Eddie Brown	0	9	0	0	—	—	0	54
Ickey Woods	6	6	0	0	—	—	0	36
Rodney Holman	5	0	5	0	—	—	0	30
Craig Taylor	3	2	1	0	—	—	0	18
Eric Ball	2	1	1	0	—	—	0	12
Harold Green	2	1	1	0	—	—	0	12
Eric Kattus	2	0	2	0	—	—	0	12
James Francis	1	0	0	1	—	1	8	
Mike Barber	1	0	1	0	—	—	0	6
Barney Bussey	1	0	0	1	—	—	0	6
Stanford Jennings	1	1	0	0	—	—	0	6
Tim McGee	1	0	1	0	—	—	0	6
Mitchell Price	1	0	0	1	—	—	0	6
David Fulcher	0	0	0	0	—	1	2	
Lee Johnson	0	0	0	0	—	0-1	0	0
BENGALS	44	16	25	3	41-44	17-22	2	360
OPPONENTS	41	15	24	2	40-41	22-29	0	352

Two-point conversions: (NA\*).

PASSING	ATT	CMP	YDS	CMP%	YDS/ATT	TD	TD%	INT	INT%	LG	SKD-YDS	RAT
Boomer Esiason	402	224	3031	55.7	7.54	24	6.0	22	5.5	53	31-198	77.0
Erik Wilhelm	19	12	117	63.2	6.16	0	0.0	0	0.0	19	1-2	80.4
Todd Philcox	2	0	0	0.0	0.00	0	0.0	1	50.0	—	2-9	0.0
Lynn James	1	0	0	0.0	0.00	0	0.0	0	0.0	—	0-0	39.6
Lee Johnson	1	1	4	100.0	4.00	1	100.0	0	0.0	41	0-0	122.9
BENGALS	425	237	3152	55.8	7.42	25	5.9	23	5.4	53	34-209	76.5
OPPONENTS	543	300	3725	55.2	6.86	24	4.4	15	2.8	75	25-205	79.9

RUSHING	ATT	YDS	AVG	LG	TD
James Brooks	195	1004	5.1	56t	5
Harold Green	83	353	4.3	39	1
Ickey Woods	64	268	4.2	32	6
Craig Taylor	51	216	4.2	24	2
Boomer Esiason	49	157	3.2	21	0
Eric Ball	22	72	3.3	15	1
Stanford Jennings	12	46	3.8	13	1
Lynn James	11	11.0	11	0	0
Erik Wilhelm	6	6	1.0	4	0
Mike Barber	1	-13	-13.0	-13	0
BENGALS	484	2120	4.4	56t	16
OPPONENTS	442	2085	4.7	88	15

RECEIVING	REC	YDS	AVG	LG	TD
Eddie Brown	44	706	16.0	50t	9
Tim McGee	43	737	17.1	52	1
Rodney Holman	40	596	14.9	53	5
James Brooks	26	269	10.3	35	4
Ickey Woods	20	162	8.1	22	0
Mike Barber	14	196	14.0	28	1
Harold Green	12	90	7.5	22	1
Eric Kattus	11	145	13.2	31	2
Jim Riggs	8	79	9.9	21	0
Kendal Smith	7	45	6.4	11	0
Stanford Jennings	4	23	5.8	13	0
Lynn James	3	36	12.0	16	0
Craig Taylor	3	22	7.3	20	1
Eric Ball	2	46	23.0	48t	1
BENGALS	237	3152	13.3	53	25
OPPONENTS	300	3725	12.4	75	24

INTERCEPTIONS	NO	YDS	AVG	LG	TD
Barney Bussey	4	37	9.3	18	0
David Fulcher	4	20	5.0	18	0
Lewis Billups	3	39	13.0	29	0
Leon White	1	21	21.0	21	0
James Francis	1	17	17.0	17t	1
Carl Zander	1	12	12.0	12	0
Mitchell Price	1	0	0.0	0	0
BENGALS	15	146	9.7	29	1
OPPONENTS	23	233	10.1	30t	1

PUNTING	NO	YDS	AVG	NET	TB	IN-20	LG	BLK.
Lee Johnson	64	2705	42.3	34.3	8	12	70	0
Jim Breech	1	34	34.0	14.0	1	0	34	0
BENGALS	65	2739	42.1	34.0	9	12	70	0
OPPONENTS	63	2634	41.8	36.5	4	19	65	0

PUNT RETURNS	NO	FC	YDS	AVG	LG	TD
Mitchell Price	29	14	251	8.7	66t	1
Kendal Smith	1	0	4	4.0	4	0
BENGALS	30	14	255	8.5	66t	1
OPPONENTS	36	11	352	9.8	79t	1

KICKOFF RETURNS	NO	YDS	AVG	LG	TD
Stanford Jennings	29	584	20.1	33	0
Eric Ball	16	366	22.9	38	0
Mitchell Price	10	191	19.1	33	0
Lynn James	1	43	43.0	43	0
Kendal Smith	2	35	17.5	20	0
Craig Taylor	1	16	16.0	16	0
Mike Barber	1	14	14.0	14	0
Eric Kattus	1	10	10.0	10	0
Jim Riggs	1	7	7.0	7	0
BENGALS	62	1266	20.4	43	0
OPPONENTS	43	945	22.0	64	0

FIELD GOALS	1-19	20-29	30-39	40-49	50+
Jim Breech	0-0	6-6	5-6	6-9	0-0
Lee Johnson	0-0	0-0	0-0	0-0	0-1
BENGALS	0-0	6-6	5-6	6-9	0-1
OPPONENTS	1-1	11-11	7-7	2-7	1-3
Jim Breech: (43G, 42N, 44G, 37G), (—), (46G, 23G), (34G, 26G, 43G), (40G, 44G), (29G), (20G, 21G), (35G), (43N), (21G, 31G), (—), (34N, 46N), (38G), (—), (—), (—).					
Lee Johnson: (—), (—), (—), (—), (52N), (—), (—), (—), (—), (—), (—), (—), (—), (—), (—).					
Opponents: (33G, 26G), (19G, 44N), (—), (51G), (40G), (22G, 23G), (21G, 41N, 30G), (27G, 52N), (48N), (31G), (51N, 22G, 26G), (32G, 36G, 29G, 48G), (23G, 23G), (39G), (29G, 36G, 42N), (48N).					

## USUAL STARTERS

OFFENSE	DEFENSE
WR Tim McGee	LDE Skip McClendon
LOT Anthony Munoz	NT Tim Krumrie
LG Bruce Reimers	RDE David Grant,
C Bruce Kozerski	Jason Buck
RG Ken Moyer	LOLB Leon White
ROT Joe Walter	LILB Carl Zander
TE Rodney Holman	RILB Kevin Walker
WR Eddie Brown	ROLB James Francis
QB Boomer Esiason	LCB Lewis Billups
HB James Brooks	RCB Carl Carter
FB Harold Green,	SS David Fulcher
Ickey Woods	FS Solomon Wilcotts

DEFENSE**	ST	AT	TT	SKS-YDS	INT-YDS	PD	FF	FR-YDS
James Francis	62	14	76	8-65	1-17	6	2	0-0
Kevin Walker	61	14	75	1-6	0-0	0	0	0-0
David Fulcher	53	22	75	1-12	4-20	10	3	0-0
Tim Krumrie	45	23	68	2-17	0-0	1	1	1-0
Barney Bussey	48	9	57	2-17	4-37	10	0	1-70
Lewis Billups	43	8	51	0-0	3-39	13	2	2-4
Rod Jones	39	8	47	0-0	0-0	12	0	1-1
Carl Carter	38	9	47	0-0	0-0	11	0	2-0
Carl Zander	37	10	47	0-0	1-12	1	1	2-40
David Grant	36	8	44	1-14	0-0	4	0	1-0
Solomon Wilcotts	33	8	41	0-0	0-0	2	2	1-3
Rickey Dixon	28	6	34	0-0	0-0	6	3	0-0
Leon White	28	6	34	1-4	1-21	4	0	0-0
Skip McClendon	25	3	28	2-17	0-0	2	0	0-0
Natu Tuatagaloa	17	7	24	4.5-32.5	0-0	1	2	2-0
Mike Hammerstein	13	6	19	2-15	0-0	0	0	0-0
Mitchell Price	13	2	15	0-0	1-0	5	0	0-0
Leo Barker	10	2	12	0-0	0-0	1	0	1-0
Eric Thomas	11	0	11	0-0	0-0	2	0	0-0
Jason Buck	7	4	11	0.5-5.5	0-0	1	0	0-0
Bernard Clark	6	4	10	0-0	0-0	0	1	0-0
Craig Ogletree	0	1	1	0-0	0-0	0	0	0-0

SPECIAL TEAMS**	ST	AT	TT	FF	FR-YDS	BP	BFG	BXP
Leo Barker.....	6	2	8	1	0-0	0	0	0
Mitchell Price.....	6	1	7	0	1-0	0	0	0
Kevin Walker.....	4	2	6	0	0-0	0	0	0
James Francis.....	5	0	5	0	0-0	0	0	0
Rod Jones.....	5	0	5	0	0-0	0	0	0
Eric Ball.....	4	1	5	0	0-0	0	0	0
Lynn James.....	4	0	4	0	0-0	0	0	0
Natu Tuatagaloa.....	4	0	4	0	0-0	0	0	0
Ed Brady.....	3	1	4	0	1-0	0	0	0
Barney Bussey.....	2	2	4	0	0-0	0	0	0
Craig Ogletree.....	3	0	3	0	0-0	0	0	0
Carl Carter.....	2	0	2	0	0-0	0	0	0
Rickey Dixon.....	2	0	2	0	0-0	0	0	0
Leon White.....	2	0	2	0	0-0	0	0	0
Solomon Wilcotts.....	2	0	2	0	0-0	0	0	0
Carl Zander.....	2	0	2	0	0-0	0	0	0
Stanford Jennings.....	1	1	2	0	0-0	0	0	0
Mike Barber.....	1	0	1	0	0-0	0	0	0
Lee Johnson.....	1	0	1	0	0-0	0	0	0
Kendal Smith.....	1	0	1	0	0-0	0	0	0
Bernard Clark.....	0	1	1	0	0-0	0	0	0
Craig Taylor.....	0	1	1	0	0-0	0	0	0

# 1991 STATISTICS

RECORD: 3-13-0

HEAD COACH: SAM WYCHE

DATE	W-L	SCORE	OPPONENT	ATTENDANCE
9-1-91	L	14-45	at Denver	72,855
9-8-91	L	7-30	HOUSTON	56,463
9-15-91	L	13-14	at Cleveland	78,269
9-22-91	L	27-34	WASHINGTON	52,038
9-29-91			— BYE —	
10-6-91	L	7-13	SEATTLE	60,010
10-13-91	L	23-35	at Dallas	63,275
10-21-91	L	16-35	at Buffalo	80,131
10-27-91	L	3-35	at Houston	58,634
11-3-91	W	23-21	CLEVELAND	55,077
11-10-91	L	27-33 (OT)	PITTSBURGH	55,503
11-17-91	L	10-17	at Philadelphia	63,189
11-24-91	L	14-38	L.A. RAIDERS	52,044
12-1-91	W	27-24	N.Y. GIANTS	45,063
12-9-91	L	13-37	at Miami	60,616
12-15-91	L	10-17	at Pittsburgh	35,420
12-22-91	W	29-7	NEW ENGLAND	46,394

TEAM STATISTICS	BENGALS	OPPONENTS
TOTAL FIRST DOWNS	286	308
Rushing	96	100
Passing	162	191
Penalty	28	17
3rd Down: Made-Att.	78-212	86-194
3rd Down Pct.	36.8	44.3
4th Down: Made-Att.	9-20	4-8
4th Down Pct.	45.0	50.0
POSSESSION AVG.	29.14	30.46
TOTAL NET YARDS	4969	5652
Avg. Per Game	310.6	353.3
Total Plays	993	980
Avg. Per Play	5.0	5.8
NET YARDS RUSHING	1811	1662
Avg. Per Game	113.2	103.9
Total Rushes	449	454
NET YARDS PASSING	3158	3990
Avg. Per Game	197.4	249.4
Sacked-Yards Lost	33-255	21-129
Gross Yards	3413	4119
Att.-Completions	511-290	505-303
Completion Pct.	56.8	60.0
Had Intercepted	22	17
PUNTS-AVG.	65-43.5	57-42.0
Net Punting Avg.	34.3	36.4
PENALTIES-YARDS	107-845	94-808
FUMBLES-BALLS LOST	30-20	23-14
TOUCHDOWNS	27	53
Rushing	11	20
Passing	14	26
Returns	2	7

SCORE BY PERIODS	1	2	3	4	OT	PTS
BENGALS	57	71	64	71	0	263
OPPONENTS	68	163	76	122	6	435

SCORING	TD	TD-R	TD-P	TD-RT	PAT	FG	S	PTS
Jim Breech	0	0	0	0	27-27	23-29	0	96
James Brooks	4	2	2	0	—	—	0	24
Tim McGee	4	0	4	0	—	—	0	24
Ickey Woods	4	4	0	0	—	—	0	24
Eddie Brown	2	0	2	0	—	—	0	12
Harold Green	2	2	0	0	—	—	0	12
Rodney Holman	2	0	2	0	—	—	0	12
Craig Taylor	2	2	0	0	—	—	0	12
Eric Ball	1	1	0	0	—	—	0	6
Mike Barber	1	0	1	0	—	—	0	6
Mike Dingle	1	0	1	0	—	—	0	6
David Fulcher	1	0	0	1	—	—	0	6
Lynn James	1	0	1	0	—	—	0	6
Mitchell Price	1	0	0	1	—	—	0	6
Reggie Rember	1	0	1	0	—	—	0	6
Lee Johnson	0	0	0	0	0-0	1-3	0	3
Alex Gordon	0	0	0	0	—	—	1	2
BENGALS	27	11	14	2	27-27	24-32	1	263
OPPONENTS	53	20	26	7	49-52	22-31	1	435

Two-point conversions: (NA)\*.

RUSHING	ATT	YDS	AVG	LG	TD
Harold Green	158	731	4.6	75t	2
James Brooks	152	571	3.8	25	2
Craig Taylor	33	153	4.6	34t	2
Ickey Woods	36	97	2.7	12	4
Mike Dingle	21	91	4.3	21	0
Boomer Esiason	24	66	2.8	16	0
Donald Hollas	12	66	5.5	27	0
Eric Ball	10	21	2.1	10	1
Erik Wilhelm	1	9	9.0	9	0
Eddie Brown	1	8	8.0	8	0
Lee Johnson	1	-2	-2.0	-2	0
BENGALS	449	1811	4.0	75t	11
OPPONENTS	454	1662	3.7	43	20

RECEIVING	REC	YDS	AVG	LG	TD
Eddie Brown	59	827	14.0	53	2
Tim McGee	51	802	15.7	52t	4
James Brooks	40	348	8.7	40	2
Rodney Holman	31	445	14.4	39	2
Mike Barber	23	255	11.1	42t	1
Craig Taylor	21	122	5.8	16	0
Harold Green	16	136	8.5	18	0
Eric Kallus	12	136	11.3	24	0
Reggie Rember	9	117	13.0	23t	1
Lynn James	7	103	14.7	22	1
Ickey Woods	6	36	6.0	16	0
Mike Dingle	5	23	4.6	12	1
Jim Riggs	4	14	3.5	7	0
Shane Garrett	3	32	10.7	13	0
Eric Ball	3	17	5.7	9	0
BENGALS	290	3413	11.8	53	14
OPPONENTS	303	4119	13.6	74t	26

INTERCEPTIONS	NO	YDS	AVG	LG	TD
David Fulcher	4	51	12.8	27t	1
Eric Thomas	3	0	0.0	0	0
Rickey Dixon	2	62	31.0	47	0
Barney Bussey	2	18	9.0	18	0
Leo Barker	1	29	29.0	29	0
Alonzo Miltz	1	8	8.0	8	0
Richard Fain	1	1	1.0	1	0
James Francis	1	0	0.0	0	0
David Grant	1	0	0.0	0	0
Mitchell Price	1	0	0.0	0	0
BENGALS	17	169	9.9	47	1
OPPONENTS	22	331	15.0	52t	3

PUNTING	NO	YDS	AVG	NET	TB	IN-20	LG	BLK.
Lee Johnson	64	2795	43.7	34.7	6	15	62	0
Jim Breech	1	33	33.0	13.0	1	0	33	0
BENGALS	65	2828	43.5	34.3	7	15	62	0
OPPONENTS	57	2394	42.0	36.4	2	14	59	0

PUNT RETURNS	NO	FC	YDS	AVG	LG	TD
Mitchell Price	14	6	203	14.5	78t	1
Mike Barber	13	5	70	5.4	15	0
Shane Garrett	1	0	7	7.0	7	0
Lynn James	1	0	0	0.0	0	0
BENGALS	29	11	280	9.7	78t	1
OPPONENTS	38	7	456	12.0	75t	2

KICKOFF RETURNS	NO	YDS	AVG	LG	TD
Eric Ball	13	262	20.2	24	0
Shane Garrett	13	214	16.5	24	0
James Brooks	11	190	17.3	35	0
Mike Dingle	7	176	25.1	63	0
Lynn James	8	143	17.9	26	0
Mitchell Price	5	91	18.2	22	0
Harold Green	4	66	16.5	20	0
Joe King	3	34	11.3	17	0
Jim Riggs	2	28	14.0	15	0
Rodney Holman	1	15	15.0	15	0
Mike Barber	1	7	7.0	7	0
Eric Thomas	1	-1	-1.0	-1	0
BENGALS	69	1225	17.8	63	0
OPPONENTS	38	741	19.5	34	0

FIELD GOALS	1-19	20-29	30-39	40-49	50+
Jim Breech	0-0	9-10	8-10	5-6	1-3
Lee Johnson	0-0	0-0	0-0	0-0	1-3
BENGALS	0-0	9-10	8-10	5-6	2-6
OPPONENTS	2-2	4-4	9-13	6-11	1-1
Jim Breech: (-), (33N), (21G, 36G), (46G, 25G), (-), (45G, 24G, 26G), (32G, 42G), (50N, 20G), (23G, 38G, 38G), (29G, 47G), (38G), (-), (35G, 35G), (39N, 27G, 50G), (50N, 39G, 48N, 26N), (49G, 25G).					
Lee Johnson: (-), (-), (-), (-), (-), (-), (53G), (-), (-), (-), (-), (55N), (-), (52N), (-), (-).					
Opponents: (30N, 42N, 19G), (19G, 21G, 37G), (30G, 42G, 38G, 45G), (40G, 26G), (45N, 36G, 31G), (-), (-), (33G, 45N), (47N, 34N), (44G, 46G, 37N), (42N, 37G), (29G), (37G), (50G, 22G, 36G), (47G, 39N), (-).					

PASSING	ATT	CMP	YDS	CMP%	YDS/ATT	TD	TD%	INT	INT%	LG	SKD-YDS	RAT
Boomer Esiason	413	233	2883	56.4	6.98	13	3.1	16	3.9	53	25-190	72.5
Donald Hollas	55	32	310	58.2	5.64	1	1.8	4	7.3	23t	7-57	49.8
Erik Wilhelm	42	24	217	57.1	5.17	0	0.0	2	4.8	29	1-8	51.4
Lee Johnson	1	1	3	100.0	3.00	0	0.0	0	0.0	3	0-0	79.2
BENGALS	511	290	3413	56.8	6.68	14	2.7	22	4.3	53	33-255	68.4
OPPONENTS	505	303	4119	60.0	8.16	26	5.1	17	3.4	74t	21-129	89.2

## USUAL STARTERS

OFFENSE	DEFENSE
WR Tim McGee	LDE Alonzo Miltz
LOT Anthony Munoz	NT Tim Krumrie
LG Bruce Reimers	RDE David Grant
C Bruce Kozerski	LOLB James Francis
RG Paul Jetton	LILB Leo Barker
Ken Moyer	RILB Carl Zander
ROT Joe Walter	ROLB Alfred Williams
TE Rodney Holman	LCB Wayne Haddix
WR Eddie Brown	RCB Lewis Billups
QB Boomer Esiason	SS David Fulcher
RB James Brooks	FS Rickey Dixon, Barney Bussey
RB Harold Green	

DEFENSE**	ST	AT	TT	SKS-YDS	INT-YDS	PD	FF	FR-YDS
David Fulcher	68	27	95	0-0	4-51	9	4	3-12
Tim Krumrie	56	12	68	4-26	0-0	1	1	1-0
James Francis	50	18	68	3-21	1-0	7	0	1-0
Rickey Dixon	58	7	65	0-0	2-62	8	1	0-0
Eric Thomas	51	5	56	0-0	3-0	18	0	1-0
Leo Barker	44	11	55	0-0	1-29	1	0	0-0
Alonzo Miltz	40	8	48	0-0	1-8	2	0	1-0
Carl Zander	37	10	47	0-0	0-0	1	2	1-0
Alfred Williams	36	4	40	3-16	0-0	3	1	2-24
Barney Bussey	31	8	39	0-0	2-18	3	0	1-0
David Grant	33	4	37	2-14	1-0	1	0	0-0
Lewis Billups	32	3	35	1-9	0-0	6	0	1-7
Mitchell Price	16	1	17	0-0	1-0	4	0	1-0
Kevin Walker	15	2	17	1-5	0-0	0	0	0-0
Natu Tuatagaloa	14	1	15	2-8	0-0	1	1	0-0
Lamar Rogers	10	4	14	0-0	0-0	1	0	0-0
Wayne Haddix	12	1	13	0-0	0-0	7	0	0-0
Richard Fain	8	2	10	0-0	1-1	3	0	0-0
Leon White	8	2	10	0-0	0-0	0	0	0-0
Rod Jones	9	0	9	0-0	0-0	3	0	0-0
Alex Gordon	6	2	8	2-8	0-0	0	0	0-0
Bernard Clark	5	3	8	0-0	0-0	0	0	0-0
Skip McClendon	5	1	6	0-0	0-0	0	0	0-0
Fernandus Vinson	4	2	6	0-0	0-0	2	0	0-0
Antoine Bennett	3	0	3	0-0	0-0	1	0	0-0
Daniel Stubbs	3	0	3	3-22	0-0	0	1	0-0
Joe King	2	1	3	0-0	0-0	0	0	0-0
Ed Brady	0	1	1	0-0	0-0	0	0	0-0
Rod Saddler	0	1	1	0-0	0-0	0	0	0-0

SPECIAL TEAMS**	ST	AT	TT	FF	FR-YDS	BP	BFG	BXP
Ed Brady .....	11	1	12	0	0-0	0	0	0
Alex Gordon .....	5	3	8	0	1-0	0	0	0
Leo Barker .....	6	0	6	0	0-0	0	0	0
Leon White .....	6	0	6	0	0-0	0	0	0
Bernard Clark .....	5	0	5	0	0-0	0	0	0
Reggie Rember .....	4	1	5	0	0-0	0	0	0
Fernandus Vinson .....	4	0	4	0	0-0	0	0	0
Lynn James .....	3	1	4	0	0-0	0	0	0
Mike Barber .....	3	0	3	0	0-0	0	0	0
Richard Fain .....	3	0	3	0	0-0	0	0	0
Mitchell Price .....	3	0	3	0	0-0	0	0	0
Barney Bussey .....	2	0	2	0	0-0	0	0	0
Rickey Dixon .....	2	0	2	0	0-0	0	0	0
Joe King .....	2	0	2	0	0-0	0	0	0
Eric Ball .....	1	0	1	0	0-0	0	0	0
Lewis Billups .....	1	0	1	0	0-0	0	0	0
Wayne Haddix .....	1	0	1	0	0-0	0	0	0
Donald Hollas .....	1	0	1	0	0-0	0	0	0
Rod Jones .....	1	0	1	0	0-0	0	0	0
Natu Tuatagaloa .....	1	0	1	0	0-0	0	0	0
Kevin Walker .....	1	0	1	0	0-0	0	0	0
Carl Zander .....	1	0	1	0	0-0	0	0	0
Mike Dingle .....	0	1	1	0	0-0	0	0	0
Eric Thomas .....	0	0	0	0	0-0	0	3	0
Rod Saddler .....	0	0	0	0	0-0	0	0	0



# 1993 STATISTICS

RECORD: 3-13-0

HEAD COACH: DAVE SHULA

DATE	W-L	SCORE	OPPONENT	ATTENDANCE
9-5-93	L	14-27	at Cleveland	75,508
9-12-93	L	6-9	INDIANAPOLIS	50,299
9-19-93	L	7-34	at Pittsburgh	53,682
9-26-93	L	10-19	SEATTLE	46,880
10-3-93			— BYE —	
10-10-93	L	15-17	at Kansas City	75,394
10-17-93	L	17-28	CLEVELAND	55,647
10-24-93	L	12-28	at Houston	50,039
10-31-93			— BYE —	
11-7-93	L	16-24	PITTSBURGH	51,202
11-14-93	L	3-38	HOUSTON	42,347
11-21-93	L	12-17	at N.Y. Jets	64,264
11-28-93	W	16-10	L.A. RAIDERS	43,272
12-5-93	L	8-21	at San Francisco	60,039
12-12-93	L	2-7	at New England	29,794
12-19-93	W	15-3	L.A. RAMS	36,612
12-26-93	W	21-17	ATLANTA	27,014
1-2-94	L	13-20	at New Orleans	58,036

TEAM STATISTICS	BENGALS	OPPONENTS
TOTAL FIRST DOWNS.....	239	306
Rushing.....	89	134
Passing.....	133	159
Penalty.....	17	13
3rd Down: Made-Att.....	80-232	85-212
3rd Down Pct.....	34.5	40.1
4th Down: Made-Att.....	10-26	7-11
4th Down Pct.....	38.5	63.6
POSSESSION AVG.....	28:58	31:02
TOTAL NET YARDS.....	4052	5018
Avg. Per Game.....	253.3	313.6
Total Plays.....	986	1000
Avg. Per Play.....	4.1	5.0
NET YARDS RUSHING.....	1511	2220
Avg. Per Game.....	94.4	138.8
Total Rushes.....	423	521
NET YARDS PASSING.....	2541	2798
Avg. Per Game.....	158.8	174.9
Sacked-Yards Lost.....	53-289	22-154
Gross Yards.....	2830	2952
Att.-Completions.....	510-272	457-251
Completion Pct.....	53.3	54.9
Had Intercepted.....	11	12
PUNTS-AVG.....	90-43.9	74-42.2
Net Punting Avg.....	36.6	36.2
PENALTIES-YARDS.....	105-773	73-567
FUMBLES-BALLS LOST.....	24-9	22-14
TOUCHDOWNS.....	16	37
Rushing.....	3	15
Passing.....	11	20
Returns.....	2	2

SCORE BY PERIODS	1	2	3	4	OT	PTS
BENGALS.....	41	74	18	54	0	187
OPPONENTS.....	42	119	63	95	0	319

SCORING	TD	TD-R	TD-P	TD-RT	PAT	FG	S	PTS
Doug Pelfrey.....	0	0	0	0	13-16	24-31	0	85
Carl Pickens.....	6	0	6	0	—	—	0	36
Jeff Query.....	4	0	4	0	—	—	0	24
Eric Ball.....	1	1	0	0	—	—	0	6
Mike Brim.....	1	0	0	1	—	—	0	6
Derrick Fenner.....	1	1	0	0	—	—	0	6
Ostell Miles.....	1	1	0	0	—	—	0	6
Craig Thompson.....	1	0	1	0	—	—	0	6
Darryll Williams.....	1	0	0	1	—	—	0	6
Alfred Williams.....	0	0	0	0	—	—	1	2
(team).....	—	—	—	—	—	—	2	4
BENGALS.....	16	3	11	2	13-16	24-31	3	187
OPPONENTS.....	37	15	20	2	37-37	20-28	0	319

Two-point conversions: (NA\*).

RUSHING	ATT	YDS	AVG	LG	TD
Harold Green.....	215	589	2.7	25	0
Derrick Fenner.....	121	482	4.0	26	1
David Klingler.....	41	282	6.9	29	0
Ostell Miles.....	22	56	2.5	15	1
Jay Schroeder.....	10	41	4.1	20	0
Eric Ball.....	8	37	4.6	18	1
Jeff Query.....	2	13	6.5	8	0
Patrick Robinson.....	1	6	6.0	6	0
Ryan Benjamin.....	3	5	1.7	2	0
BENGALS.....	423	1511	3.6	29	3
OPPONENTS.....	521	2220	4.3	38t	15

RECEIVING	REC	YDS	AVG	LG	TD
Jeff Query.....	56	654	11.7	51	4
Derrick Fenner.....	48	427	8.9	40	0
Tony McGee.....	44	525	11.9	37	0
Carl Pickens.....	43	565	13.1	36	6
Harold Green.....	22	115	5.2	16	0
Craig Thompson.....	17	87	5.1	10	1
Reggie Rembert.....	8	101	12.6	21	0
Patrick Robinson.....	8	72	9.0	14	0
Ostell Miles.....	6	89	14.8	27	0
Wesley Carroll.....	6	81	13.5	28	0
David Frisch.....	6	43	7.2	12	0
Eric Ball.....	4	39	9.8	24	0
Jeff Thomason.....	2	8	4.0	5	0
Ryan Benjamin.....	1	16	16.0	16	0
Milt Stegall.....	1	8	8.0	8	0
BENGALS.....	272	2830	10.4	51	11
OPPONENTS.....	251	2952	11.8	71t	20

INTERCEPTIONS	NO	YDS	AVG	LG	TD
Mike Brim.....	3	74	24.7	30	1
Darryll Williams.....	2	126	63.0	97t	1
Sheldon White.....	2	19	9.5	14	0
James Francis.....	2	12	6.0	12	0
Alan Grant.....	1	17	17.0	17	0
Rod Jones.....	1	0	0.0	0	0
Steve Tovar.....	1	0	0.0	0	0
Leonard Wheeler.....	0	^24	—	24	0
BENGALS.....	12	272	22.7	97t	2
OPPONENTS.....	11	49	4.5	30	0

\*Lateral.

PUNTING	NO	YDS	AVG	NET	TB	IN-20	LG	BLK
Lee Johnson.....	90	3954	43.9	36.6	12	24	60	0
BENGALS.....	90	3954	43.9	36.6	12	24	60	0
OPPONENTS.....	74	3123	42.2	36.2	6	20	72	1

PUNT RETURNS	NO	FC	YDS	AVG	LG	TD
Patrick Robinson.....	43	6	305	7.1	36	0
Carl Pickens.....	4	2	16	4.0	9	0
Marcello Simmons.....	1	0	0	0.0	0	0
BENGALS.....	48	8	321	6.7	36	0
OPPONENTS.....	47	13	416	8.9	39	0

KICKOFF RETURNS	NO	YDS	AVG	LG	TD
Patrick Robinson.....	30	567	18.9	42	0
Eric Ball.....	23	501	21.8	45	0
Ryan Benjamin.....	4	78	19.5	24	0
Ostell Miles.....	4	65	16.3	24	0
Eric Shaw.....	0f	0	—	—	0
BENGALS.....	61	1211	19.9	45	0
OPPONENTS.....	38	831	21.9	66	0

FIELD GOALS	1-19	20-29	30-39	40-49	50+
Doug Pelfrey.....	0-0	8-8	6-10	8-10	2-3
BENGALS.....	0-0	8-8	6-10	8-10	2-3
OPPONENTS.....	0-0	3-5	11-13	5-8	1-2

Opponents: (28G, 34G), (53G, 31G, 39N, 42G), (33G, 34G), (32G, 35G, 23G, 35G), (37G), (—), (—), (23G), (39G), (42G), (41N, 44N, 31N, 48N, 34G), (—), (27N), (26N, 32G), (49G), (54N, 43G, 49G).

PASSING	ATT	CMP	YDS	CMP%	YDS/ATT	TD	TD%	INT	INT%	LG	SKD-YDS	RAT
David Klingler.....	343	190	1935	55.4	5.64	6	1.7	9	2.6	51	40-202	66.6
Jay Schroeder.....	159	78	832	49.1	5.23	5	3.1	2	1.3	37	13-87	70.0
Erik Wilhelm.....	6	4	63	66.7	10.50	0	0.0	0	0.0	27	0-0	101.4
Lee Johnson.....	1	0	0	0.0	0.00	0	0.0	0	0.0	—	0-0	39.6
Carl Pickens.....	1	0	0	0.0	0.00	0	0.0	0	0.0	—	0-0	39.6
BENGALS.....	510	272	2830	53.3	5.55	11	2.2	11	2.2	51	53-289	67.9
OPPONENTS.....	457	251	2952	54.9	6.46	20	4.4	12	2.6	71t	22-154	78.4

## USUAL STARTERS

OFFENSE	DEFENSE
WR Jeff Query	LDE John Copeland
LOT Tom Scott	NT Tim Krumie
LG Ken Moyer	RDE George Hinkle
C Bruce Kozerski	LOLB James Francis
RG Tom Rayam	LILB Eric Shaw
ROT Joe Waller	Steve Tovar
TE Tony McGee	RILB Ricardo McDonald
WR Carl Pickens	ROLB Alfred Williams
QB David Klingler	LCB Mike Brim
HB Harold Green	RCB Rod Jones
FB Derrick Fenner	SS Lance Gunn
	FS Darryl Williams

DEFENSE**	ST	AT	TT	SKS-YDS	INT-YDS	PD	FF	FR-YDS
Darryll Williams.....	95	28	123	2-25	2-126	12	1	1-0
Ricardo McDonald.....	87	15	102	1-5	0-0	2	1	0-0
Steve Tovar.....	72	13	85	0-0	1-0	5	0	1-0
Tim Krumie.....	58	20	78	3-23	0-0	2	1	0-0
Rod Jones.....	46	7	53	0-0	1-0	10	1	1-0
Mike Brim.....	41	8	49	0-0	3-74	8	1	1-0
Eric Shaw.....	38	11	49	0-0	0-0	1	0	1-0
John Copeland.....	43	5	48	3-18	0-0	0	2	0-0
James Francis.....	35	6	41	2-16	2-12	7	0	1-0
Fernandus Vinson.....	27	5	32	0-0	0-0	2	1	3-0
Leonard Wheeler.....	22	7	29	0-0	0-24	1	0	0-0
Alfred Williams.....	22	7	29	4-28	0-0	3	1	0-0
Lance Gunn.....	25	3	28	0-0	0-0	5	0	1-0
Alex Gordon.....	23	3	26	0-0	0-0	2	0	0-0
Daniel Stubbs.....	20	4	24	5-31	0-0	0	0	1-0
Mike Frier.....	17	4	21	1-0	0-0	1	0	0-0
George Hinkle.....	10	6	16	1-8	0-0	1	0	0-0
Alan Grant.....	11	0	11	0-0	1-17	1	0	0-0
Marcello Simmons.....	9	0	9	0-0	0-0	5	0	0-0
Ty Parten.....	5	3	8	0-0	0-0	2	0	0-0
Sheldon White.....	5	3	8	0-0	2-19	2	0	1-0
Roosevelt Nix.....	5	0	5	0-0	0-0	1	0	0-0
R.J. Kors.....	2	2	2	0-0	0-0	0	0	0-0
Ron Carpenter.....	1	0	1	0-0	0-0	0	0	0-0
Karmeeleyah McGill.....	1	0	1	0-0	0-0	0	0	0-0

SPECIAL TEAMS**	ST	AT	TT	FF	FR-YDS	BP	BFG	BXP
Steve Tovar.....	11	1	12	0	0-0	0	0	0
Randy Kirk.....	5	4	9	0	0-0	0	0	0
Eric Ball.....	7	1	8	0	0-0	0	0	0
Leonard Wheeler.....	6	1	7	1	1-0	0	0	0
R.J. Kors.....	5	1	6	0	0-0	0	0	0
Fernandus Vinson.....	5	1	6	1	0-0	1	0	0
Ricardo McDonald.....	5	0	5	0	0-0	0	0	0
Milt Stegall.....	4	1	5	0	0-0	0	0	0
Brad Smith.....	4	0	4	0	0-0	0	0	0
Ron Carpenter.....	3	1	4	0	0-0	0	0	0
Alex Gordon.....	3	1	4	0	0-0	0	0	0
James Francis.....	3	0	3	0	0-0	0	0	0
Marcello Simmons.....	3	0	3	0	0-0	0	0	0
Ostell Miles.....	2	1	3	0	0-0	0	0	0
Eric Shaw.....	2	1	3	0	0-0	0	0	0
Alan Grant.....	2	0	2	0	0-0	0	0	0
Lee Johnson.....	2	0	2	1	0-0	0	0	0
Tony McGee.....	2	0	2	0	0-0	0	0	0
Karmeeleyah McGill.....	2	0	2	0	0-0	0	0	0
Sheldon White.....	2	0	2	0	0-0	0	0	0
Darryll Williams.....	0	2	2	0	1-0	0	0	0
Wesley Carroll.....	1	0	1	0	0-0	0	0	0
Carl Pickens.....	1	0	1	0	0-0	0	0	0
Reggie Rembert.....	1	0	1	0	0-0	0	0	0
Rod Jones.....	0	1	1	0	0-0	0	0	0
Craig Thompson.....	0	1	1	0	0-0	0	0	0

MISCELLANEOUS DEFENSE**	ST	AT	TT	FF	FR-YDS
Bruce Kozerski .....	1	0	1	0	0-0
Patrick Robinson .....	1	0	1	0	0-0
Milt Stegall .....	1	0	1	0	0-0
Jeff Thomason.....	1	0	1	0	0-0



# 1994 STATISTICS

RECORD: 3-13-0

HEAD COACH: DAVE SHULA

DATE	W-L	SCORE	OPPONENT	ATTENDANCE
9-4-94	L	20-28	CLEVELAND	52,778
9-11-94	L	10-27	at San Diego	53,217
9-18-94	L	28-31	NEW ENGLAND	46,640
9-25-94	L	13-20	at Houston	44,253
10-2-94	L	7-23	MIAMI	55,056
10-9-94			— BYE —	
10-16-94	L	10-14	at Pittsburgh	55,353
10-23-94	L	13-37	at Cleveland	77,588
10-30-94	L	20-23	DALLAS	57,096
11-6-94	W	20-17 (OT)	at Seattle	46,630
11-13-94	W	34-31	HOUSTON	54,908
11-20-94	L	13-17	INDIANAPOLIS	55,566
11-27-94	L	13-15	at Denver	69,714
12-4-94	L	15-38	PITTSBURGH	53,401
12-11-94	L	20-27	at N.Y. Giants	67,530
12-18-94	L	7-28	at Arizona	50,110
12-24-94	W	33-30	PHILADELPHIA	39,923

TEAM STATISTICS	BENGALS	OPPONENTS
TOTAL FIRST DOWNS	267	310
Rushing	84	126
Passing	158	168
Penalty	25	16
3rd Down: Made-Att	66-213	92-231
3rd Down Pct.	31.0	39.8
4th Down: Made-Att	12-22	4-8
4th Down Pct.	54.5	50.0
POSSESSION AVG.	27:11	32:49
TOTAL NET YARDS	4792	5154
Avg. Per Game	299.5	322.1
Total Plays	990	1053
Avg. Per Play	4.8	4.9
NET YARDS RUSHING	1556	1906
Avg. Per Game	97.3	119.1
Total Rushes	404	517
NET YARDS PASSING	3236	3248
Avg. Per Game	202.3	203.0
Sacked-Yards Lost	44-305	31-210
Gross Yards	3541	3458
Att.-Completions	542-289	505-294
Completion Pct.	53.3	58.2
Had Intercepted	19	10
PUNTS-AVG.	80-43.3	87-40.6
Net Punting Avg.	35.3	34.4
PENALTIES-YARDS	90-618	99-861
FUMBLES-BALLS LOST	31-22	26-8
TOUCHDOWNS	27	45
Rushing	5	16
Passing	21	22
Returns	1	7

SCORE BY PERIODS	1	2	3	4	OT	PTS
BENGALS	58	66	53	96	3	276
OPPONENTS	85	149	79	93	0	406

SCORING	TD	TD-R	TD-P	TD-R	K-PAT	FG	S	PTS
Doug Pelfrey	0	0	0	0	24-25	28-33	0	108
Carl Pickens	11	0	11	0	—	—	0	66
Darnay Scott	5	0	5	0	—	—	0	30
Steve Broussard	2	2	0	0	—	—	0	14
Derrick Fenner	2	1	1	0	—	—	0	12
Harold Green	2	1	1	0	—	—	0	12
Jeff Blake	1	1	0	0	—	—	0	8
Jeff Cothran	1	0	1	0	—	—	0	6
Tim McGee	1	0	1	0	—	—	0	6
Tony McGee	1	0	1	0	—	—	0	6
Corey Sawyer	1	0	0	1	—	—	0	6
Alfred Williams	0	0	0	0	—	—	1	2
BENGALS	27	5	21	1	24-25	28-33	1	276
OPPONENTS	45	16	22	7	41-41	31-35	0	406

Two-point conversions: Jeff Blake, Steve Broussard.  
BENGALS 2-2, OPPONENTS 1-4.

PASSING	ATT	CMP	YDS	CMP%	YDS/ATT	TD	TD%	INT	INT%	LG	SKD-YDS	RAT
Jeff Blake	306	156	2154	51.0	7.04	14	4.6	9	2.9	76	19-120	76.9
David Klingler	231	131	1327	56.7	5.74	6	2.6	9	3.9	56	24-165	65.7
Donald Hollas	2	0	0	0.0	0.00	0	0.0	1	50.0	—	1-20	0.0
Steve Broussard	1	0	0	0.0	0.00	0	0.0	0	0.0	—	0-0	39.6
Lee Johnson	1	1	7	100.0	7.00	1	100.0	0	0.0	71	0-0	135.4
Darnay Scott	1	1	53	100.0	53.00	0	0.0	0	0.0	53	0-0	118.8
BENGALS	542	289	3541	53.3	6.53	21	3.9	19	3.5	76	44-305	72.0
OPPONENTS	505	294	3458	58.2	6.85	22	4.4	10	2.0	81	31-210	85.4

RUSHING	ATT	YDS	AVG	LG	TD
Derrick Fenner	141	468	3.3	21	1
Steve Broussard	94	403	4.3	371	2
Harold Green	76	223	2.9	22	1
Jeff Blake	37	204	5.5	16	1
Darnay Scott	10	106	10.6	23	0
Jeff Cothran	26	85	3.3	13	0
David Klingler	17	85	5.0	15	0
Eric Ball	2	0	0.0	1	0
Tim McGee	1	-18	-18.0	-18	0
BENGALS	404	1556	3.9	371	5
OPPONENTS	517	1906	3.7	40	16

RECEIVING	REC	YDS	AVG	LG	TD
Carl Pickens	71	1127	15.9	701	11
Darnay Scott	46	866	18.8	76	5
Tony McGee	40	492	12.3	54	1
Derrick Fenner	36	276	7.7	29	1
Steve Broussard	34	218	6.4	25	0
Harold Green	27	267	9.9	34	1
Tim McGee	13	175	13.5	25	1
Troy Sadowski	11	54	4.9	11	0
Jeff Query	5	44	8.8	14	0
Jeff Cothran	4	24	6.0	8	1
Eric Ball	1	4	4.0	4	0
David Klingler	1	-6	-6.0	-6	0
BENGALS	289	3541	12.3	76	21
OPPONENTS	294	3458	11.8	81	22

INTERCEPTIONS	NO	YDS	AVG	LG	TD
Louis Oliver	3	36	12.0	19	0
Mike Brim	2	72	36.0	49	0
Darryl Williams	2	45	22.5	33	0
Corey Sawyer	2	0	0.0	0	0
Steve Tovar	1	14	14.0	14	0
BENGALS	10	167	16.7	49	0
OPPONENTS	19	176	9.3	41	2

PUNTING	NO	YDS	AVG	NET	TB	IN-20	LG	BLK.
Lee Johnson	79	3461	43.8	35.3	9	19	64	1
BENGALS	80	3461	43.3	35.3	9	19	64	1
OPPONENTS	87	3528	40.6	34.4	8	30	60	1

PUNT RETURNS	NO	FC	YDS	AVG	LG	TD
Corey Sawyer	26	16	307	11.8	821	1
Carl Pickens	9	2	62	6.9	16	0
Roger Jones	1	0	0	0.0	0	0
Darryl Williams	1	0	4	4.0	4	0
BENGALS	37	18	373	10.1	821	1
OPPONENTS	43	12	459	10.7	921	2

KICKOFF RETURNS	NO	YDS	AVG	LG	TD
Eric Ball	42	915	21.8	43	0
Darnay Scott	15	342	22.8	34	0
Adrian Hardy	8	185	23.1	42	0
Steve Broussard	7	115	16.4	24	0
Harold Green	5	113	22.6	31	0
Jeff Hill	4	97	24.3	40	0
Milt Stegall	1	16	16.0	16	0
Corey Sawyer	1	14	14.0	14	0
Steve Tovar	1	8	8.0	8	0
Tony McGee	1	4	4.0	4	0
Eric Shaw	1	1	1.0	1	0
BENGALS	86	1810	21.0	43	0
OPPONENTS	61	1408	23.1	941	2

FIELD GOALS	1-19	20-29	30-39	40-49	50+
Doug Pelfrey	1-1	8-8	8-10	9-10	2-4
BENGALS	1-1	8-8	8-10	9-10	2-4
OPPONENTS	1-1	10-10	14-15	5-7	1-2

Doug Pelfrey: (38G, 49G), (19G), (—), (21G, 49G), (47N), (47G), (36G, 49G, 50N), (22G, 33G), (36G, 44G, 36G, 47G, 28G, 26G), (50G, 40G), (29G, 46G, 34N), (43G, 32G, 51N), (—), (33N, 38G, 23G), (—), (28G, 36G, 22G, 54G).

Opponents: (19G, 22G), (37G, 20G), (43G, 24G, 28G, 35G), (45G, 24G), (28G, 27G, 32G), (—), (45G, 27G, 35G), (38N, 37G, 43G, 38G), (23G), (34G), (35G), (34G, 33G, 45N, 37G, 44N), (41G), (52G, 33G), (51N), (36G, 23G, 35G).

## USUAL STARTERS

OFFENSE	DEFENSE
WR Carl Pickens	LDE John Copeland
LOT Kevin Sargent	LDT Keith Rucker
LG Dave Cadigan	RDT Dan Wilkinson
C Darrick Brilz	RDE Alfred Williams
RG Ken Moyer	LLB James Francis
ROT Bruce Kozerski	MLB Steve Tovar
TE Tony McGee	RLB Ricardo McDonald
WR Darnay Scott	LCB Mike Brim
QB Jeff Blake	RCB Rod Jones
HB Harold Green	SS Louis Oliver
FB Derrick Fenner	FS Darryl Williams

DEFENSE*	ST	AT	TT	SKS-YDS	INT-YDS	PD	FF	FR-YDS
Steve Tovar	95	27	122	3-23	1-14	3	3	2-0
Darryl Williams	87	15	102	1-7	2-45	8	2	2-0
James Francis	88	13	101	4.5-35	0-0	6	3	0-0
Rod Jones	67	8	75	0-0	0-0	8	0	0-0
Louis Oliver	53	10	63	1-1	3-36	10	1	0-0
Keith Rucker	52	6	58	2-12	0-0	2	1	0-0
Mike Brim	44	4	48	0-0	2-72	15	0	1-1
Alfred Williams	40	8	48	9.5-62	0-0	1	1	1-0
Tim Krumrie	38	9	47	1-8	0-0	1	0	0-0
Ricardo McDonald	30	15	45	1-3	0-0	0	1	0-0
Dan Wilkinson	37	7	44	5.5-37	0-0	1	0	0-0
John Copeland	36	5	41	1-6	0-0	1	1	0-0
Fernandus Vinson	29	5	34	0-0	0-0	0	1	0-0
Corey Sawyer	26	5	31	0-0	2-0	13	0	1-0
Ty Parten	16	4	20	0-0	0-0	2	0	0-0
Santo Stephens	9	4	13	0-0	0-0	1	0	0-0
Roger Jones	5	2	7	1.5-16	0-0	0	0	0-0
David Braxton	3	2	5	0-0	0-0	0	0	0-0
Brett Wallerstedt	3	2	5	0-0	0-0	0	0	0-0
John Johnson	3	1	4	0-0	0-0	0	0	0-0
Artie Smith	2	0	2	0-0	0-0	0	0	0-0
Kimo von Oelhoffen	2	0	2	0-0	0-0	0	0	0-0
Eric Shaw	1	1	2	0-0	0-0	0	0	0-0
Bracey Walker	1	1	2	0-0	0-0	1	0	0-0
Ramondo Stallings	1	0	1	0-0	0-0	0	0	0-0

SPECIAL TEAMS*	ST	AT	TT	FF	FR-YDS	BP	BFG	BXP
Jeff Cothran	10	2	12	0	0-0	0	0	0
Adrian Hardy	10	2	12	0	1-0	1	0	0
Eric Ball	9	3	12	0	0-0	0	0	0
Roger Jones	11	0	11	1	0-0	0	0	0
Santo Stephens	8	1	9	0	0-0	0	0	0
Brett Wallerstedt	8	0	8	0	0-0	0	0	0
Greg Truitt	4	2	6	0	0-0	0	0	0
David Braxton	5	0	5	0	0-0	0	0	0
Steve Tovar	5	0	5	0	0-0	0	0	0
Kevin Jefferson	4	1	5	0	0-0	0	0	0
Corey Sawyer	4	0	4	0	0-0	0	0	0
Fernandus Vinson	4	0	4	0	0-0	0	0	0
John Johnson	3	0	3	0	0-0	0	0	0
Darryl Williams	3	0	3	0	0-0	0	0	0
Ricardo McDonald	1	2	3	0	0-0	0	0	0
Lee Johnson	2	0	2	0	0-0	0	0	0
Forey Duckett	1	0	1	0	0-0	0	0	0
Ty Parten	1	0	1	0	0-0	0	0	0
Troy Sadowski	1	0	1	0	0-0	0	0	0
Bracey Walker	1	0	1	0	0-0	0	0	0
David Frisch	0	1	1	0	0-0	0	0	0

MISCELLANEOUS DEFENSE*	ST	AT	TT	FF	FR-YDS
Darrick Brilz.....	3	0	3	0	0-0
Tony McGee.....	3	0	3	0	0-0
Eric Ball.....	1	0	1	0	0-0
Steve Broussard.....	1	0	1	0	0-0
Mark Dennis.....	1	0	1	0	0-0
Derrick Fenner.....	1	0	1	0	0-0
Tim McGee.....	1	0	1	0	0-0
Carl Pickens.....	1	0	1	0	0-0
Kevin Sargent.....	1	0	1	0	0-0
Darnay Scott.....	1	0	1	0	0-0



# 1995 STATISTICS

RECORD: 7-9-0

HEAD COACH: DAVE SHULA

DATE	W-L	SCORE	OPPONENT	ATTENDANCE
9-3-95	W	24-21 (OT)	at Indianapolis	42,445
9-10-95	W	24-17	JACKSONVILLE	48,318
9-17-95	L	21-24	at Seattle	39,492
9-24-95	L	28-38	HOUSTON	46,332
10-1-95	L	23-26	MIAMI	52,671
10-8-95	L	16-19	at Tampa Bay	41,732
10-15-95			— BYE —	
10-19-95	W	27-9	at Pittsburgh	56,684
10-29-95	L	26-29 (OT)	CLEVELAND	58,639
11-5-95	L	17-20	OAKLAND	51,265
11-12-95	W	32-25	at Houston	32,998
11-19-95	L	31-49	PITTSBURGH	54,636
11-26-95	W	17-13	at Jacksonville	68,249
12-3-95	L	10-24	at Green Bay	60,318
12-10-95	W	16-10	CHICAGO	38,642
12-17-95	L	10-26	at Cleveland	55,875
12-24-95	W	27-24	MINNESOTA	34,568

TEAM STATISTICS	BENGALS	OPPONENTS
TOTAL FIRST DOWNS	288	355
Rushing	117	117
Passing	184	215
Penalty	28	23
3rd Down: Made-Att	72-205	107-243
3rd Down Pct.	35.1	44.0
4th Down: Made-Att	10-19	8-15
4th Down Pct.	52.6	53.3
POSSESSION AVG.	26:57	33:03
TOTAL NET YARDS	5192	6349
Avg. Per Game	324.5	396.8
Total Plays	975	1127
Avg. Per Play	5.3	5.6
NET YARDS RUSHING	1439	2104
Avg. Per Game	89.9	131.5
Total Rushes	364	483
NET YARDS PASSING	3753	4245
Avg. Per Game	234.6	265.3
Sacked-Yards Lost	25-162	42-267
Gross Yards	3915	4512
Att.-Completions	586-334	602-364
Completion Pct.	57.0	60.5
Had Intercepted	18	12
PUNTS-AVG.	70-41.6	64-38.4
Net Punting Avg.	38.3	33.3
PENALTIES-YARDS	103-835	116-1143
FUMBLES-BALLS LOST	23-14	27-12
TOUCHDOWNS	37	37
Rushing	7	10
Passing	29	25
Returns	1	2

SCORE BY PERIODS	1	2	3	4	OT	PTS
BENGALS	52	99	93	102	3	349
OPPONENTS	70	131	56	114	3	374

SCORING	TD	TD-R	TD-P	TD-R	K-PAT	FG	S	PTS
Doug Pelfrey	0	0	0	0	34-34	29-36	0	121
Carl Pickens	17	0	17	0	—	—	0	102
Darnay Scott	5	0	5	0	—	—	0	30
Tony McGee	4	0	4	0	—	—	0	24
Eric Bieniemy	3	3	0	0	—	—	0	18
Harold Green	3	2	1	0	—	—	0	18
Jeff Blake	2	2	0	0	—	—	0	14
David Dunn	1	0	1	0	—	—	0	6
Roger Jones	1	0	0	1	—	—	0	6
Melvin Tuten	1	0	1	0	—	—	0	6
Darryl Williams	0	0	0	0	—	—	1	2
(team)	—	—	—	—	—	—	1	2
BENGALS	37	7	29	1	34-34	29-36	2	349
OPPONENTS	37	10	25	2	34-34	38-49	0	374

Two-point conversions: Jeff Blake. BENGALS 1-3, OPPONENTS 2-3.

RUSHING	ATT	YDS	AVG	LG	TD
Harold Green	171	661	3.9	23t	2
Eric Bieniemy	98	381	3.9	27	3
Jeff Blake	53	309	5.8	30	2
Jeff Cothran	16	62	3.9	15	0
James Joseph	16	40	2.5	8	0
Darnay Scott	5	11	2.2	9	0
Carl Pickens	1	6	6.0	6	0
Jason Burns	1	1	1.0	1	0
Jeff Hill	1	-3	-3.0	-3	0
David Dunn	1	-13	-13.0	-13	0
Lee Johnson	1	-16	-16.0	-16	0
BENGALS	364	1439	4.0	30	7
OPPONENTS	483	2104	4.4	38	10

RECEIVING	REC	YDS	AVG	LG	TD
Carl Pickens	99	1234	12.5	68t	17
Tony McGee	55	754	13.7	41	4
Darnay Scott	52	821	15.8	88t	5
Eric Bieniemy	43	424	9.9	33	0
Harold Green	27	182	6.7	24	1
James Joseph	20	118	5.9	13	0
David Dunn	17	209	12.3	37	1
Jeff Cothran	8	44	5.5	15	0
Troy Sadowski	5	37	7.4	12	0
Jeff Hill	4	44	11.0	18	0
Derek Ware	2	36	18.0	21	0
Melvin Tuten	2	12	6.0	9	1
BENGALS	334	3915	11.7	88t	29
OPPONENTS	364	4512	12.4	71t	25

INTERCEPTIONS	NO	YDS	AVG	LG	TD
Bracey Walker	4	56	14.0	23	0
Corey Sawyer	2	61	30.5	61	0
Andre Collins	2	3	1.5	3	0
Rod Jones	1	24	24.0	24	0
Roger Jones	1	17	17.0	17t	1
Steve Tovar	1	13	13.0	13	0
Darryl Williams	1	1	1.0	1	0
BENGALS	12	175	14.6	61	1
OPPONENTS	18	307	17.1	74	2

PUNTING	NO	YDS	AVG	NET	TB	IN-20	LG	BLK.
Lee Johnson	68	2861	42.1	38.6	4	26	61	0
Doug Pelfrey	2	52	26.0	26.0	0	0	27	0
BENGALS	70	2913	41.6	38.3	4	26	61	0
OPPONENTS	64	2455	38.4	33.3	11	22	64	1

PUNT RETURNS	NO	FC	YDS	AVG	LG	TD
Corey Sawyer	9	8	58	6.4	21	0
Eric Bieniemy	7	1	47	6.7	10	0
Carl Pickens	5	2	-2	-0.4	4	0
Thomas Bailey	0	1	0	—	—	0
Jeff Query	0	1	0	—	—	0
BENGALS	21	13	103	4.9	21	0
OPPONENTS	27	20	154	5.7	19	0

KICKOFF RETURNS	NO	YDS	AVG	LG	TD
David Dunn	50	1092	21.8	45	0
Jeff Hill	17	454	26.7	55	0
Eric Bieniemy	8	168	21.0	34	0
Corey Sawyer	2	50	25.0	28	0
James Joseph	1	17	17.0	17	0
Kimo von Oelhoffen	1	10	10.0	10	0
Andre Collins	1	-3	-3.0	-3	0
BENGALS	80	1788	22.4	62	0
OPPONENTS	65	1475	22.7	64	0

FIELD GOALS	1-19	20-29	30-39	40-49	50+
Doug Pelfrey	0-0	8-9	10-11	10-14	1-2
BENGALS	0-0	8-9	10-11	10-14	1-2
OPPONENTS	1-1	13-14	14-17	8-13	2-4

Doug Pelfrey: (25G, 44G, 32G, 38G, 47G), (42G, 48N), (38N, 49N), (—), (28G, 45N), (34G, 45G, 44G), (31G, 23G), (37G, 63N, 41G), (45G, 28G, 48G), (33G, 49G, 27G), (27G), (31G), (28G), (28G, 37G, 39G, 42N), (30G, 22B), (44G, 51G).

Opponents: (27G, 40G, 42N), (29G), (53N, 38G), (41G), (21G, 46G, 36G, 35G), (25G, 47N, 27G, 45N, 33G, 53G), (39N, 36N, 25G, 28G, 38G), (44G, 25G, 36G, 38G, 28G), (37G, 50N, 46G), (40G, 34G, 34G, 23G), (50G, 26G), (41N, 47B, 36G, 39G), (41G), (27G), (37G, 42G, 19G, 35G), (20G, 38N, 25N).

PASSING	ATT	CMP	YDS	CMP%	YDS/ATT	TD	TD%	INT	INT%	LG	SKD-YDS	RAT
Jeff Blake	567	326	3822	57.5	6.74	28	4.9	17	3.0	88t	24-152	82.1
David Klingler	15	7	88	46.7	5.87	1	6.7	1	6.7	33	1-10	59.9
Eric Bieniemy	2	0	0	0.0	0.00	0	0.0	0	0.0	—	0-0	39.6
Lee Johnson	1	1	5	100.0	5.00	0	0.0	0	0.0	5	0-0	87.5
David Dunn	1	0	0	0.0	0.00	0	0.0	0	0.0	—	0-0	39.6
BENGALS	586	334	3915	57.0	6.68	29	4.9	18	3.1	88t	25-162	81.1
OPPONENTS	602	364	4512	60.5	7.50	25	4.2	12	2.0	71t	42-267	89.2

## USUAL STARTERS

OFFENSE	DEFENSE
WR Carl Pickens	LDE John Copeland
LOT Kevin Sargent	LDT Dan Wilkinson
LG Scott Brumfield	RDT Keith Rucker
C Darrick Briz	RDE Artie Smith
RG Bruce Kozerski,	LLB James Francis
Todd Kalis	MLB Steve Tovar
ROT Joe Walter	RLB Ricardo McDonald
TE Tony McGee	LCB Roger Jones
WR Darnay Scott	RCB Corey Sawyer,
QB Jeff Blake	Rod Jones
HB Harold Green	SS Bracey Walker
FB Jeff Cothran	FS Darryl Williams

DEFENSE*	ST	AT	TT	SKS-YDS	INT-YDS	PD	FF	FR-YDS
Steve Tovar	77	22	99	1-1	1-13	5	2	0-0
Darryl Williams	78	20	98	1-9	1-1	10	0	3-0
Roger Jones	75	11	86	2-8	1-17	11	2	0-0
Bracey Walker	60	25	85	0-0	4-56	13	1	2-9
James Francis	55	10	65	3-27	0-0	6	1	0-0
Ricardo McDonald	47	17	64	5-17	0-0	1	1	1-0
Andre Collins	50	12	62	4-30	2-3	6	0	0-0
John Copeland	53	8	61	9-61	0-0	4	2	0-0
Corey Sawyer	49	4	53	2-22	2-61	17	2	0-0
Artie Smith	38	6	44	2-4	0-0	0	2	0-0
Keith Rucker	32	10	42	2-8	0-0	0	1	0-0
Dan Wilkinson	30	10	40	8-48	0-0	1	1	0-0
Rod Jones	38	1	39	0-0	1-24	9	0	1-0
Leonard Wheeler	21	7	28	0-0	0-0	5	0	0-0
Brett Wallerstedt	20	2	22	0-0	0-0	1	0	0-0
Sam Shade	14	2	16	0-0	0-0	1	0	0-0
Ramondo Stallings	14	2	16	1-18	0-0	0	1	1-0
Chris Shelling	15	0	15	0-0	0-0	1	0	0-0
Kimo von Oelhoffen	7	1	8	0-0	0-0	1	0	0-0
Alfred Oglesby	3	1	4	1-3	0-0	0	0	0-0
Adrian Hardy	3	0	3	0-0	0-0	0	0	0-0
Todd Kelly	3	0	3	1-11	0-0	1	0	1-0
Ty Parten	1	2	3	0-0	0-0	0	0	0-0
Mike Brim	2	0	2	0-0	0-0	0	0	0-0
Kevin Jefferson	0	1	1	0-0	0-0	0	0	0-0

SPECIAL TEAMS*	ST	AT	TT	FF	FR-YDS	BP	BFG	BXP
Darryl Williams	10	4	14	0	0-0	1	0	0
Adrian Hardy	9	1	10	0	0-0	0	0	0
James Joseph	8	1	9	0	1-0	0	0	0
Roger Jones	8	0	8	0	0-0	0	0	0
Andre Collins	7	1	8	0	0-0	0	0	0
Kevin Jefferson	4	4	8	0	1-6	0	0	0
David Dunn	6	1	7	0	0-0	0	0	0
Chris Shelling	6	1	7	1	0-0	0	0	0
Leonard Wheeler	6	1	7	1	0-0	0	0	0
Eric Bieniemy	5	1	6	0	1-0	0	0	0
Sam Shade	4	1	5	0	0-0	0	0	0
Brett Wallerstedt	4	0	4	0	0-0	0	0	0
Jeff Hill	3	0	3	0	0-0	0	0	0
Doug Pelfrey	2	0	2	0	0-0	0	0	0
Greg Truitt	1	1	2	0	0-0	0	0	0
Randy Neal	1	0	1	0	0-0	0	0	0
Bracey Walker	1	0	1	0	0-0	0	0	0
Jeff Cothran	0	1	1	0	0-0	0	0	0
John Copeland	0	0	0	0	0-0	0	1	0

MISCELLANEOUS DEFENSE*	ST	AT	TT	FF	FR-YDS
Carl Pickens .....	4	0	4	0	0-0
Darnay Scott .....	2	0	2	0	0-0
Jeff Blake .....	1	0	1	0	0-0
David Dunn .....	1	0	1	0	0-0
Harold Green .....	1	0	1	0	0-0
Jeff Hill .....	1	0	1	0	0-0
James Joseph .....	1	0	1	0	0-0
Melvin Tulen .....	1	0	1	0	0-0
Joe Walter .....	1	0	1	0	0-0

# 1996 STATISTICS

RECORD: 8-8-0

HEAD COACH: DAVE SHULA (GAMES 1-7; RECORD 1-6),  
BRUCE COSLET (GAMES 8-16; RECORD 7-2)

DATE	W-L	SCORE	OPPONENT	ATTENDANCE
9-1-96	L	16-26	at St. Louis	62,659
9-8-96	L	14-27	at San Diego	55,880
9-15-96	W	30-15	NEW ORLEANS	45,412
9-22-96			— BYE —	
9-29-96	L	10-14	DENVER	51,798
10-6-96	L	27-30 (OT)	HOUSTON	44,680
10-13-96	L	10-20	at Pittsburgh	58,875
10-20-96	L	21-28	at San Francisco	63,218
10-27-96	W	28-21	JACKSONVILLE	45,890
11-3-96	W	24-21	at Baltimore	60,743
11-10-96	W	34-24	PITTSBURGH	57,265
11-17-96	L	17-31	at Buffalo	75,549
11-24-96	W	41-31	ATLANTA	44,868
12-1-96	L	27-30	at Jacksonville	57,408
12-8-96	W	21-14	BALTIMORE	43,022
12-15-96	W	21-13	at Houston	15,131
12-22-96	W	31-24	INDIANAPOLIS	49,389

TEAM STATISTICS	BENGALS	OPPONENTS
TOTAL FIRST DOWNS.....	332	317
Rushing.....	114	109
Passing.....	190	196
Penalty.....	28	12
3rd Down: Made-Att.....	102-236	94-214
3rd Down Pct.....	43.2	43.9
4th Down: Made-Att.....	5-12	8-13
4th Down Pct.....	41.7	61.5
POSSESSION AVG.....	31:33	28:27
TOTAL NET YARDS.....	5225	5469
Avg. Per Game.....	326.6	341.8
Total Plays.....	1088	1047
Avg. Per Play.....	4.8	5.2
NET YARDS RUSHING.....	1793	1643
Avg. Per Game.....	112.1	102.7
Total Rushes.....	478	444
NET YARDS PASSING.....	3432	3826
Avg. Per Game.....	214.5	239.1
Sacked-Yards Lost.....	47-294	32-202
Gross Yards.....	3726	4028
Att.-Completions.....	563-316	571-319
Completion Pct.....	56.1	55.9
Had Intercepted.....	16	34
PUNTS-AVG.....	82-44.3	61-44.4
Net Punting Avg.....	34.0	38.5
PENALTIES-YARDS.....	90-678	102-768
FUMBLES-BALLS LOST.....	19-9	16-10
TOUCHDOWNS.....	43	42
Rushing.....	14	15
Passing.....	25	22
Returns.....	4	5

SCORE BY PERIODS	1	2	3	4	OT	PTS
BENGALS.....	57	111	65	139	0	372
OPPONENTS.....	67	105	86	108	3	369

SCORING	TD	TD-R	TD-P	TD-R	K-PAT	FG	S	PTS
Doug Pelfrey.....	0	0	0	0	41-41	23-28	0	110
Carl Pickens.....	12	0	12	0	—	—	0	74
Ki-Jana Carter.....	9	8	1	0	—	—	0	54
Darnay Scott.....	5	0	5	0	—	—	0	30
Tony McGee.....	4	0	4	0	—	—	0	24
Eric Blienemy.....	2	2	0	0	—	—	0	12
Jeff Blake.....	2	2	0	0	—	—	0	12
David Dunn.....	2	0	1	1	—	—	0	12
Garrison Hearst.....	1	0	1	0	—	—	0	8
Ashley Ambrose.....	1	0	0	1	—	—	0	6
Jeff Cothran.....	1	1	0	0	—	—	0	6
James Francis.....	1	0	0	1	—	—	0	6
James Hundon.....	1	0	1	0	—	—	0	6
Brian Milne.....	1	1	0	0	—	—	0	6
Jimmy Spencer.....	1	0	0	1	—	—	0	6
BENGALS.....	43	14	25	4	41-41	23-28	0	372
OPPONENTS.....	42	15	22	5	40-40	25-30	0	369

Two-point conversions: Garrison Hearst, Carl Pickens.  
BENGALS 2-2, OPPONENTS 1-2.

RUSHING	ATT	YDS	AVG	LG	TD
Garrison Hearst.....	225	847	3.8	24	0
Jeff Blake.....	72	317	4.4	18	2
Eric Blienemy.....	56	269	4.8	33	2
Ki-Jana Carter.....	91	264	2.9	31	8
Jeff Cothran.....	15	44	2.9	9	1
Erik Wilhelm.....	6	24	4.0	18	0
Brian Milne.....	8	22	2.8	5	1
Darnay Scott.....	3	4	1.3	8	0
Carl Pickens.....	2	2	1.0	2	0
BENGALS.....	478	1793	3.8	33	14
OPPONENTS.....	444	1643	3.7	45	15

RECEIVING	REC	YDS	AVG	LG	TD
Carl Pickens.....	100	1180	11.8	61	12
Darnay Scott.....	58	833	14.4	50	5
Tony McGee.....	38	446	11.7	22	4
David Dunn.....	32	509	15.9	40	1
Eric Blienemy.....	32	272	8.5	42	0
Ki-Jana Carter.....	22	169	7.7	20	1
Garrison Hearst.....	12	131	10.9	40	1
Marco Battaglia.....	8	79	9.9	17	0
Jeff Cothran.....	7	49	7.0	14	0
Brian Milne.....	3	29	9.7	15	0
Troy Sadowski.....	3	15	5.0	8	0
James Hundon.....	1	14	14.0	14	1
BENGALS.....	316	3726	11.8	61	25
OPPONENTS.....	319	4028	12.6	57	22

INTERCEPTIONS	NO	YDS	AVG	LG	TD
Ashley Ambrose.....	8	63	7.9	31	1
Jimmy Spencer.....	5	48	9.6	34	0
Steve Tovar.....	4	42	10.5	24	0
James Francis.....	3	61	20.3	42	1
Bracey Walker.....	2	35	17.5	35	0
Greg Myers.....	2	10	5.0	10	0
Rod (Roderick) Jones.....	2	2	1.0	2	0
Bo Orlando.....	2	0	0.0	0	0
Corey Sawyer.....	2	0	0.0	0	0
Roger Jones.....	1	30	30.0	30	0
Gerald Dixon.....	1	10	10.0	10	0
Dan Wilkinson.....	1	7	7.0	7	0
Jevon Langford.....	1	0	0.0	0	0
BENGALS.....	34	308	9.1	42	2
OPPONENTS.....	16	172	10.8	61	1

PUNTING	NO	YDS	AVG	NET	TB	IN-20	LG	BLK.
Lee Johnson.....	80	3630	45.4	34.4	17	16	67	1
Doug Pelfrey.....	1	4	4.0	4.0	0	0	4	0
BENGALS.....	82	3634	44.3	34.0	17	16	67	1
OPPONENTS.....	61	2706	44.4	38.5	7	20	65	0

PUNT RETURNS	NO	FC	YDS	AVG	LG	TD
Corey Sawyer.....	15	5	117	7.8	62	0
Greg Myers.....	9	2	51	5.7	12	0
David Dunn.....	7	1	54	7.7	20	0
James Hundon.....	1	0	-7	-7.0	-7	0
Carl Pickens.....	1	0	2	2.0	2	0
BENGALS.....	33	8	217	6.6	62	0
OPPONENTS.....	38	6	502	13.2	64	0

KICKOFF RETURNS	NO	YDS	AVG	LG	TD
David Dunn.....	35	782	22.3	90	1
Corey Sawyer.....	12	241	20.1	33	0
James Hundon.....	10	237	23.7	31	0
Jeff Hill.....	9	173	19.2	29	0
Troy Sadowski.....	2	7	3.5	7	0
Marco Battaglia.....	1	8	8.0	8	0
Jeff Cothran.....	1	11	11.0	11	0
BENGALS.....	70	1459	20.8	90	1
OPPONENTS.....	69	1642	23.8	95	1

FIELD GOALS	1-19	20-29	30-39	40-49	50+
Doug Pelfrey.....	1-1	7-7	10-11	5-9	0-0
BENGALS.....	1-1	7-7	10-11	5-9	0-0
OPPONENTS.....	0-0	9-9	6-7	9-12	1-2

Doug Pelfrey: (27G, 35G, 47G), (—), (33G, 21G, 35G, 37N), (44G), (42G, 31G, 40N), (19G), (—), (—), (41G, 49G, 34G), (32G, 34G), (30G), (36G, 20G), (42B, 22G, 34G), (49N, 23G, 26G), (47N), (25G).

Opponents: (44N, 42G, 20G, 29G, 20G), (47G, 23G), (51G, 37G, 25G), (—), (40G, 32G, 49G), (33G, 22G), (—), (—), (—), (46G, 42N), (22G), (33G, 54N), (25G, 46G, 40G, 39G, 20G), (45N), (46G, 34N, 42G), (32G).

PASSING	ATT	CMP	YDS	CMP%	YDS/ATT	TD	TD%	INT	INT%	LG	SKD-YDS	RAT
Jeff Blake.....	549	308	3624	56.1	6.60	24	4.4	14	2.6	61	44-278	80.3
Erik Wilhelm.....	13	7	90	53.8	6.92	1	7.7	2	15.4	38	3-16	61.9
Carl Pickens.....	1	1	12	100.0	12.00	0	0.0	0	0.0	12	0-0	116.7
BENGALS.....	563	316	3726	56.1	6.62	25	4.4	16	2.8	61	47-294	79.4
OPPONENTS.....	571	319	4028	55.9	7.05	22	3.9	34	6.0	57	32-202	66.1

## USUAL STARTERS

OFFENSE	DEFENSE
WR Carl Pickens	LDE John Copeland
LOT Willie Anderson,	LDT Dan Wilkinson
Melvin Tuten	RDT Tim Johnson
LG Rich Braham	RDE Artie Smith
C Darrick Brilz	LLB James Francis
RG Ken Blackman,	MLB Steve Tovar
Scott Brumfield	RLB Ricardo McDonald
ROT Joe Walter	LCB Ashley Ambrose
TE Tony McGee	RCB Jimmy Spencer
WR Darnay Scott	SS Bracey Walker
QB Jeff Blake	FS Bo Orlando
HB Garrison Hearst	
FB Jeff Cothran	

DEFENSE*	ST	AT	TT	SKS-YDS	INT-YDS	PD	FF	FR-YDS
Steve Tovar.....	74	30	104	3-15	4-42	11	0	0-0
Bo Orlando.....	72	12	84	1-6	2-0	7	1	0-0
James Francis.....	62	8	70	3-23	3-61	6	1	3-0
Bracey Walker.....	57	13	70	0-0	2-35	4	1	0-0
Jimmy Spencer.....	55	8	63	0-0	5-48	22	0	1-59
Ricardo McDonald.....	46	15	61	5-32	0-0	1	1	0-0
Ashley Ambrose.....	44	6	50	0-0	8-63	24	1	0-0
Dan Wilkinson.....	37	7	44	6.5-51.5	1-7	3	0	1-0
Tim Johnson.....	38	3	41	2.5-22	0-0	2	0	0-0
John Copeland.....	35	6	41	3-18.5	0-0	6	1	0-0
Corey Sawyer.....	32	6	38	1.5-11.5	2-0	10	1	0-0
Artie Smith.....	19	7	26	1-8	0-0	1	0	1-0
Jevon Langford.....	20	4	24	2-6	1-0	1	0	1-0
Tom Tumulty.....	16	8	24	0-0	0-0	1	0	0-0
Gerald Dixon.....	15	6	21	0-0	1-10	1	0	0-0
Greg Myers.....	17	1	18	0-0	2-10	3	0	0-0
Ramondo Stallings.....	13	2	15	2-6	0-0	0	2	0-0
Kimo von Oelhoffen.....	11	4	15	1-2.5	0-0	0	0	0-0
Rod Jones (Roderick).....	13	1	14	0-0	2-2	4	0	0-0
Roger Jones.....	7	1	8	0-0	1-30	1	0	0-0
Sam Shade.....	6	2	8	0-0	0-0	0	0	0-0
Andre Collins.....	6	1	7	0-0	0-0	0	0	0-0
Tim Morabito.....	5	1	6	0.5-0	0-0	0	0	0-0
Kenny Davidson.....	1	0	1	0-0	0-0	0	0	1-0
Leonard Wheeler.....	1	0	1	0-0	0-0	0	0	0-0

SPECIAL TEAMS*	ST	AT	TT	FF	FR-YDS	BP	BFG	BXP
David Dunn .....	9	0	9	0	0-0	0	0	0
Tom Tumulty .....	8	1	9	0	0-0	0	0	0
Leonard Wheeler .....	8	1	9	0	0-0	0	0	0
Andre Collins .....	8	0	8	0	0-0	0	0	0
Eric Bieniemy .....	7	1	8	0	0-0	0	0	0
Greg Myers .....	6	2	8	0	0-0	0	0	0
Rod Jones (Roderick) .....	6	1	7	0	0-0	0	0	0
Gerald Dixon .....	5	1	6	0	0-0	0	0	0
Sam Shade .....	5	1	6	0	0-0	0	0	0
Ashley Ambrose .....	5	0	5	0	0-0	0	0	0
Bo Orlando .....	5	0	5	0	0-0	0	0	0
Marco Battaglia .....	4	0	4	0	1-0	0	0	0
Greg Trullit .....	4	0	4	0	0-0	0	0	0
Roger Jones .....	2	2	4	0	0-0	0	0	0
James Hundon .....	3	0	3	0	0-0	0	0	0
Lee Johnson .....	3	0	3	0	0-0	0	0	0
Bracey Walker .....	3	0	3	0	0-0	0	0	0
Jeff Hill .....	2	0	2	0	1-0	0	0	0
Randy Neal .....	2	0	2	0	0-0	0	0	0
Jeff Cothran .....	1	0	1	0	0-0	0	0	0
Jevon Langford .....	1	0	1	0	0-0	0	0	0
Doug Pelfrey .....	1	0	1	0	0-0	0	0	0
Corey Sawyer .....	1	0	1	0	0-0	0	0	0

# 1997 STATISTICS

RECORD: 7-9-0

HEAD COACH: BRUCE COSLET

DATE	W-L	SCORE	OPPONENT	ATTENDANCE
8-31-97	W	24-21	ARIZONA	53,644
9-7-97	L	10-23	at Baltimore	52,968
9-14-97			— BYE —	
9-21-97	L	20-38	at Denver	73,871
9-28-97	L	14-31	N.Y. JETS	57,209
10-5-97	L	13-21	at Jacksonville	67,128
10-12-97	L	7-30	at Tennessee	17,071
10-19-97	L	10-26	PITTSBURGH	60,020
10-26-97	L	27-29	at N.Y. Giants	72,584
11-2-97	W	38-31	SAN DIEGO	53,754
11-9-97	W	28-13	at Indianapolis	58,473
11-16-97	L	3-20	at Pittsburgh	55,226
11-23-97	W	31-26	JACKSONVILLE	55,158
11-30-97	L	42-44	at Philadelphia	66,623
12-4-97	W	41-14	TENNESSEE	49,086
12-14-97	W	31-24	DALLAS	60,043
12-21-97	W	16-14	BALTIMORE	50,917

TEAM STATISTICS	BENGALS	OPPONENTS
TOTAL FIRST DOWNS.....	310	351
Rushing.....	104	141
Passing.....	171	188
Penalty.....	35	22
3rd Down: Made-Att.....	88-214	102-227
3rd Down Pct.....	41.1	44.9
4th Down: Made-Att.....	10-20	11-16
4th Down Pct.....	50.0	68.8
POSSESSION AVG.....	27:56	32:04
TOTAL NET YARDS.....	5282	5682
Avg. Per Game.....	330.1	355.1
Total Plays.....	1002	1091
Avg. Per Play.....	5.3	5.2
NET YARDS RUSHING.....	1966	2223
Avg. Per Game.....	122.9	138.9
Total Rushes.....	452	514
NET YARDS PASSING.....	3316	3459
Avg. Per Game.....	207.3	216.2
Sacked-Yards Lost.....	46-287	35-209
Gross Yards.....	3603	3668
Att.-Completions.....	504-302	542-309
Completion Pct.....	59.9	57.0
Had Intercepted.....	9	13
PUNTS-AVG.....	81-42.9	69-44.7
Net Punting Avg.....	35.9	40.3
PENALTIES-YARDS.....	98-877	107-951
FUMBLES-BALLS LOST.....	25-13	23-10
TOUCHDOWNS.....	46	48
Rushing.....	23	15
Passing.....	21	30
Returns.....	2	3

SCORE BY PERIODS	1	2	3	4	OT	PTS
BENGALS.....	77	110	80	88	0	355
OPPONENTS.....	65	108	90	142	0	405

SCORING	TD	TD-R	TD-P	TD-Rt	K-PAT	FG	S	PTS
Doug Pelfrey.....	0	0	0	0	41-43	12-16	0	77
Corey Dillon.....	10	10	0	0	—	—	0	60
Ki-Jana Carter.....	7	7	0	0	—	—	0	42
Tony McGee.....	6	0	6	0	—	—	0	38
Carl Pickens.....	5	0	5	0	—	—	0	30
Darnay Scott.....	5	0	5	0	—	—	0	30
Jeff Blake.....	3	3	0	0	—	—	0	18
Eric Beniemy.....	2	1	0	1	—	—	0	12
David Dunn.....	2	0	2	0	—	—	0	12
James Hundon.....	2	0	2	0	—	—	0	12
Brian Milne.....	2	2	0	0	—	—	0	12
Marco Battaglia.....	1	0	1	0	—	—	0	6
John Copeland.....	1	0	0	1	—	—	0	6
BENGALS.....	46	23	21	2	41-43	12-16	0	355
OPPONENTS.....	48	15	30	3	45-45	24-29	0	405

Two-point conversions: Tony McGee. BENGALS 1-3, OPPONENTS 0-3.

PASSING	ATT	CMP	YDS	CMP%	YDS/ATT	TD	TD%	INT	INT%	LG	SKD-YDS	RAT
Jeff Blake.....	317	184	2125	58.0	6.70	8	2.5	7	2.2	50t	39-244	77.6
Boomer Esiason.....	186	118	1478	63.4	7.95	13	7.0	2	1.1	77t	7-43	106.9
Ki-Jana Carter.....	1	0	0	0.0	0.00	0	0.0	0	0.0	—	0-0	39.6
BENGALS.....	504	302	3603	59.9	7.15	21	4.2	9	1.8	77t	46-287	88.3
OPPONENTS.....	542	309	3668	57.0	6.77	30	5.5	13	2.4	83t	35-209	86.2

RUSHING	ATT	YDS	AVG	LG	TD
Corey Dillon.....	233	1129	4.8	71t	10
Ki-Jana Carter.....	128	464	3.6	79t	7
Jeff Blake.....	45	234	5.2	16	3
Eric Beniemy.....	21	97	4.6	20t	1
Brian Milne.....	13	32	2.5	5	2
Boomer Esiason.....	8	11	1.4	8	0
Darnay Scott.....	1	6	6.0	6	0
Lee Johnson.....	1	0	0.0	0	0
Scottie Graham.....	1	-1	-1.0	-1	0
Carl Pickens.....	1	-6	-6.0	-6	0
BENGALS.....	452	1966	4.3	79t	23
OPPONENTS.....	514	2223	4.3	50t	15

RECEIVING	REC	YDS	AVG	LG	TD
Darnay Scott.....	54	797	14.8	77t	5
Carl Pickens.....	52	695	13.4	50t	5
Tony McGee.....	34	414	12.2	37	6
Eric Beniemy.....	31	249	8.0	21	0
David Dunn.....	27	414	15.3	39t	2
Corey Dillon.....	27	259	9.6	28	0
Brian Milne.....	23	138	6.0	20	0
Ki-Jana Carter.....	21	157	7.5	35	0
James Hundon.....	16	285	17.8	61	2
Marco Battaglia.....	12	149	12.4	34	1
Gunnard Twyner.....	4	45	11.3	16	0
Scottie Graham.....	1	1	1.0	1	0
BENGALS.....	302	3603	11.9	77t	21
OPPONENTS.....	309	3668	11.9	83t	30

INTERCEPTIONS	NO	YDS	AVG	LG	TD
Corey Sawyer.....	4	44	11.0	37	0
Ashley Ambrose.....	3	56	18.7	29	0
Tremain Mack.....	1	29	29.0	29	0
Greg Myers.....	1	25	25.0	25	0
Sam Shade.....	1	21	21.0	21	0
James Francis.....	1	7	7.0	7	0
Bo Orlando.....	1	3	3.0	3	0
Jimmy Spencer.....	1	-2	-2.0	-2	0
BENGALS.....	13	183	14.1	37	0
OPPONENTS.....	9	26	2.9	18	0

PUNTING	NO	YDS	AVG	NET	TB	IN-20	LG	BLK.
Lee Johnson.....	81	3471	42.9	35.9	8	27	66	0
BENGALS.....	81	3471	42.9	35.9	8	27	66	0
OPPONENTS.....	69	3082	44.7	40.3	5	21	59	0

PUNT RETURNS	NO	FC	YDS	AVG	LG	TD
Greg Myers.....	26	19	201	7.7	18	0
BENGALS.....	26	19	201	7.7	18	0
OPPONENTS.....	35	10	407	11.6	85t	2

KICKOFF RETURNS	NO	YDS	AVG	LG	TD
Eric Beniemy.....	34	789	23.2	102t	1
David Dunn.....	19	487	25.6	85	0
James Hundon.....	10	169	16.9	28	0
Corey Dillon.....	6	182	30.3	58	0
Gunnard Twyner.....	4	72	18.0	24	0
Ki-Jana Carter.....	1	9	9.0	9	0
BENGALS.....	74	1708	23.1	102t	1
OPPONENTS.....	67	1406	21.0	45	0

FIELD GOALS	1-19	20-29	30-39	40-49	50+
Doug Pelfrey.....	0-0	4-4	3-3	5-7	0-2
BENGALS.....	0-0	4-4	3-3	5-7	0-2
OPPONENTS.....	1-1	7-8	8-10	8-10	0-0

Doug Pelfrey: (38G), (46G, 51N, 43N, 46B), (56N, 38G, 43G), (—), (—), (—), (33G), (—), (27G), (—), (25G), (20G), (—), (26G, 40G), (42G), (44G).

Opponents: (—), (37G, 32G, 41G), (25G), (44G, 36N), (27N), (40N, 47G, 45G, 19G), (43G, 32G), (35G), (45G), (31N, 42G, 45G), (34G, 25G), (21G, 35G, 29G, 25G), (33G, 25G, 31G), (—), (23G), (44N).

## USUAL STARTERS

OFFENSE	DEFENSE
WR Carl Pickens	LDE John Copeland
LOT Kevin Sargent,	NT Kim von Oelhoffen
Rod Jones	RDE Dan Wilkinson
LG Rich Braham	LOLB James Francis
C Darrick Brilz	LILB Tom Tumulty
RG Ken Blackman	RILB Ricardo McDonald
ROT Willie Anderson	ROLB Gerald Dixon
TE Tony McGee	LCB Ashley Ambrose
WR Darnay Scott	RCB Jimmy Spencer
QB Jeff Blake	SS Sam Shade
HB Ki-Jana Carter,	FS Greg Myers
Corey Dillon	
FB Brian Milne	

DEFENSE*	ST	AT	TT	SKS-YDS	INT-YDS	PD	FF	FR-YDS
Sam Shade.....	81	15	96	4-25	1-21	7	1	1-0
Greg Myers.....	67	15	82	0-0	1-25	6	0	0-0
Ricardo McDonald.....	50	14	64	1-5	0-0	3	0	0-0
Ashley Ambrose.....	57	2	59	1-10	3-56	26	0	2-0
James Francis.....	46	11	57	3.5-9.5	1-7	6	2	1-0
Tom Tumulty.....	40	16	56	1-5	0-0	2	0	0-0
Gerald Dixon.....	41	9	50	8.5-55.5	0-0	2	1	0-0
John Copeland.....	35	14	49	3-16	0-0	1	0	2-25
Tito Paul.....	41	7	48	0-0	0-0	6	0	1-0
Kimo von Oelhoffen.....	32	10	42	0-0	0-0	0	0	0-0
Brentson Buckner.....	37	3	39	0-0	0-0	0	2	0-0
Jimmy Spencer.....	36	2	38	0-0	1-(-2)	12	0	0-0
Steve Tovar.....	30	6	36	0-0	0-0	1	0	0-0
Dan Wilkinson.....	24	10	34	5-29	0-0	2	1	0-0
Corey Sawyer.....	28	3	31	0-0	4-44	13	0	0-0
Andre Collins.....	25	5	30	3-10	0-0	0	0	1-0
Reinard Wilson.....	22	2	24	3-23	0-0	1	1	0-0
Bo Orlando.....	20	4	24	1-7	1-3	4	1	0-0
Billy Granville.....	16	4	20	0-0	0-0	2	0	0-0
Tremain Mack.....	14	4	18	0-0	1-29	1	0	0-0
Jevon Langford.....	9	5	14	1-14	0-0	1	0	0-0
Ramondo Stallings.....	6	0	6	0-0	0-0	0	0	0-0
Andre Purvis.....	2	1	3	0-0	0-0	0	0	0-0
Tim Terry.....	2	1	3	0-0	0-0	0	0	0-0
Canute Curtis.....	2	0	2	0-0	0-0	0	0	0-0
Anthone Lott.....	1	0	1	0-0	0-0	0	0	0-0

SPECIAL TEAMS*	ST	AT	TT	FF	FR-YDS	BP	BFG	BXP
Andre Collins.....	17	2	19	0	0-0	0	0	0
Sam Shade.....	15	2	17	1	0-0	0	0	0
Gerald Dixon.....	15	0	15	0	0-0	0	0	0
Steve Tovar.....	7	1	8	0	0-0	0	0	0
Greg Truitt.....	7	0	7	0	0-0	0	0	0
Greg Myers.....	5	1	6	0	0-0	0	0	0
Corey Sawyer.....	4	1	5	0	0-0	0	0	0
Marco Battaglia.....	4	0	4	0	1-0	0	0	0
Billy Granville.....	3	1	4	1	0-0	0	0	0
Eric Beniemy.....	3	0	3	0	0-0	0	0	0
Steve Bush.....	3	0	3	0	0-0	0	0	0
Bo Orlando.....	2	1	3	0	1-0	0	0	0
Tim Terry.....	2	1	3	0	0-0	0	0	0
Tom Tumulty.....	2	1	3	0	0-0	0	0	0
Ricardo McDonald.....	2	0	2	0	0-0	0	0	0
Canute Curtis.....	1	0	1	0	0-0	0	0	0
James Hundon.....	1	0	1	0	0-0	0	0	0
Mike Jenkins.....	1	0	1	0	0-0	0	0	0
Tito Paul.....	1	0	1	0	0-0	0	0	0
Lawrence Wright.....	1	0	1	0	0-0	0	0	0
Brian Milne.....	0	1	1	0	0-0	0	0	0

MISCELLANEOUS DEFENSE*	ST	AT	TT	FF	FR-YDS
David Dunn .....	3	0	3	0	0-0
Darnay Scott .....	2	0	2	0	0-0
Kevin Sargent .....	1	1	2	0	0-0
Willie Anderson .....	1	0	1	0	0-0
Eric Beniemy .....	1	0	1	0	0-0
Ken Blackman .....	1	0	1	0	0-0
Ki-Jana Carter .....	1	0	1	0	0-0
James Hundon .....	1	0	1	0	0-0
Carl Pickens .....	1	0	1	0	0-0
Darrick Brilz .....	0	1	1	0	0-0

# 1998 STATISTICS

RECORD: 3-13-0

HEAD COACH: BRUCE COSLET

DATE	W-L	SCORE	OPPONENT	ATTENDANCE
9-6-98	L	14-23	TENNESSEE	55,848
9-13-98	W	34-28 (OT)	at Detroit	66,354
9-20-98	L	6-13	GREEN BAY	56,346
9-27-98	L	24-31	at Baltimore	68,154
10-4-98			— BYE —	
10-11-98	W	25-20	PITTSBURGH	59,979
10-18-98	L	14-44	at Tennessee	33,288
10-25-98	L	10-27	at Oakland	40,089
11-1-98	L	26-33	DENVER	59,974
11-8-98	L	11-24	at Jacksonville	67,040
11-15-98	L	3-24	at Minnesota	64,232
11-22-98	L	13-20	BALTIMORE	52,571
11-29-98	L	17-34	JACKSONVILLE	55,432
12-6-98	L	20-33	BUFFALO	54,359
12-13-98	L	26-39	at Indianapolis	55,179
12-20-98	W	25-24	at Pittsburgh	52,017
12-27-98	L	0-35	TAMPA BAY	49,826

TEAM STATISTICS	BENGALS	OPPONENTS
TOTAL FIRST DOWNS	271	310
Rushing	92	142
Passing	148	152
Penalty	31	16
3rd Down: Made-Att	76-224	89-200
3rd Down Pct.	33.9	44.5
4th Down: Made-Att	11-29	4-9
4th Down Pct.	37.9	44.4
POSSESSION AVG.	28:31	31:29
TOTAL NET YARDS	4824	5763
Avg. Per Game	301.5	360.2
Total Plays	979	992
Avg. Per Play	4.9	5.8
NET YARDS RUSHING	1639	2612
Avg. Per Game	102.4	163.3
Total Rushes	405	558
NET YARDS PASSING	3185	3151
Avg. Per Game	199.1	196.9
Sacked-Yards Lost	53-360	28-199
Gross Yards	3545	3350
Att.-Completions	521-307	406-233
Completion Pct.	58.9	57.4
Had Intercepted	12	13
PUNTS-AVG.	81-44.2	64-44.5
Net Punting Avg.	35.2	39.6
PENALTY-YARDS	69-620	127-1012
FUMBLES-BALLS LOST	21-10	12-7
TOUCHDOWNS	31	53
Rushing	7	23
Passing	20	23
Returns	4	7

SCORE BY PERIODS	1	2	3	4	OT	PTS
BENGALS	26	90	66	80	6	268
OPPONENTS	113	143	99	97	0	452

SCORING	TD	TD-R	TD-P	TD-R	K-PAT	FG	S	PTS
Doug Pelfrey	0	0	0	0	21-21	19-27	0	78
Darnay Scott	7	0	7	0	—	—	0	42
Carl Pickens	5	0	5	0	—	—	0	32
Corey Dillon	5	4	1	0	—	—	0	30
Damon Gibson	4	0	3	1	—	—	0	24
Brandon Bennett	2	2	0	0	—	—	0	12
Marco Battaglia	1	0	1	0	—	—	0	6
James Hundon	1	0	1	0	—	—	0	6
Tremain Mack	1	0	0	1	—	—	0	6
Tony McGee	1	0	1	0	—	—	0	6
Brian Milne	1	1	0	0	—	—	0	6
Corey Sawyer	1	0	0	1	—	—	0	6
Sam Shade	1	0	0	1	—	—	0	6
Stepfret Williams	1	0	1	0	—	—	0	6
Paul Justin	0	0	0	0	—	—	0	2
BENGALS	31	7	20	4	21-21	19-27	0	268
OPPONENTS	53	23	23	7	51-51	27-31	0	452

Two-point conversions: Paul Justin, Carl Pickens. BENGALS 2-9, OPPONENTS 1-2.

PASSING	ATT	CMP	YDS	CMP%	YDS/ATT	TD	TD%	INT	INT%	LG	SKD-YDS	RAT
Neil O'Donnell	343	212	2216	61.8	6.46	15	4.4	4	1.2	76t	30-217	90.2
Jeff Blake	93	51	739	54.8	7.95	3	3.2	3	3.2	67t	15-79	78.2
Paul Justin	63	34	426	54.0	6.76	1	1.6	3	4.8	41	7-60	60.7
Eric Kresser	21	10	164	47.6	7.81	1	4.8	2	9.5	37	0-0	50.6
Doug Pelfrey	1	0	0	0.0	0.00	0	0.0	0	0.0	0	0-0	39.6
Corey Dillon	0	0	0	—	—	0	—	0	—	—	1-4	—
BENGALS	521	307	3545	58.9	6.80	20	3.8	12	2.3	76t	53-360	82.7
OPPONENTS	406	233	3350	57.4	8.25	23	5.7	13	3.2	73t	28-199	89.8

RUSHING	ATT	YDS	AVG	LG	TD
Corey Dillon	262	1130	4.3	66	4
Brandon Bennett	77	243	3.2	17	2
Jeff Blake	15	103	6.9	18	0
Eric Bieniemy	17	56	3.3	9	0
Brian Milne	10	41	4.1	10	1
Neil O'Donnell	13	34	2.6	10	0
Darnay Scott	2	10	5.0	8	0
Damon Gibson	1	9	9.0	9	0
Michael Blair	1	4	4.0	4	0
Ki-Jana Carter	2	4	2.0	4	0
Carl Pickens	2	4	2.0	4	0
Paul Justin	1	2	2.0	2	0
Brad Costello	1	0	0.0	0	0
Eric Kresser	1	-1	-1.0	-1	0
BENGALS	405	1639	4.0	66	7
OPPONENTS	558	2612	4.7	67t	23

RECEIVING	REC	YDS	AVG	LG	TD
Carl Pickens	82	1023	12.5	67t	5
Darnay Scott	51	817	16.0	70t	7
Corey Dillon	28	178	6.4	41	1
Eric Bieniemy	27	153	5.7	15	0
Brian Milne	26	124	4.8	18	0
Tony McGee	22	363	16.5	40	1
Damon Gibson	19	258	13.6	76t	3
James Hundon	10	112	11.2	17	1
Marco Battaglia	10	47	4.7	16	1
Brandon Bennett	8	153	19.1	55	0
Willie Jackson	7	165	23.6	47	0
Stepfret Williams	6	81	13.5	19t	1
Ki-Jana Carter	6	25	4.2	8	0
Steve Bush	4	39	9.8	18	0
Michael Blair	1	7	7.0	7	0
BENGALS	307	3545	11.5	76t	20
OPPONENTS	233	3350	14.4	73t	23

INTERCEPTIONS	NO	YDS	AVG	LG	TD
Sam Shade	3	33	11.0	32	0
Artrell Hawkins	3	21	7.0	12	0
Ashley Ambrose	2	0	0.0	0	0
Corey Sawyer	1	58	58.0	58t	1
Brian Simmons	1	18	18.0	18	0
Adrian Ross	1	11	11.0	11	0
John Copeland	1	3	3.0	3	0
Thomas Randolph	1	0	0.0	0	0
BENGALS	13	144	11.1	58t	1
OPPONENTS	12	206	17.2	56	1

PUNTING	NO	YDS	AVG	NET	TB	IN-20	LG	BLK.
Lee Johnson	69	3083	44.7	35.6	8	14	69	1
Brad Costello	10	495	49.5	32.7	3	0	73	1
BENGALS	81	3578	44.2	35.2	11	14	73	2
OPPONENTS	64	2850	44.5	39.6	4	29	72	0

PUNT RETURNS	NO	FC	YDS	AVG	LG	TD
Damon Gibson	27	19	218	8.1	65t	1
Stepfret Williams	2	3	16	8.0	10	0
BENGALS	29	22	234	8.1	65t	1
OPPONENTS	36	15	503	14.0	87t	1

KICKOFF RETURNS	NO	YDS	AVG	LG	TD
Tremain Mack	45	1165	25.9	97t	1
Damon Gibson	17	372	21.9	30	0
Eric Bieniemy	5	87	17.4	22	0
Brandon Bennett	3	61	20.3	21	0
Marco Battaglia	1	5	5.0	5	0
Stepfret Williams	1	20	20.0	20	0
BENGALS	72	1710	23.8	97t	1
OPPONENTS	46	1199	26.1	51	0

FIELD GOALS	1-19	20-29	30-39	40-49	50+
Doug Pelfrey	1-1	4-4	6-7	6-10	2-5
BENGALS	1-1	4-4	6-7	6-10	2-5
OPPONENTS	0-1	5-6	12-12	8-10	2-2

Doug Pelfrey: (—), (35N, 48B), (37G, 19G), (48G), (44G, 48G), (—), (53N, 51G), (25G, 23G, 52N), (50G), (37G), (40G, 34G), (42N, 30G), (—), (41G, 26G), (33G, 37G, 43G, 53N, 46N, 21G), (40N).

Opponents: (38G, 31G, 48G, 47N), (—), (30G, 35G), (46G), (40G, 40G), (35G, 38G, 42G), (28N, 22G, 48G, 48N), (33G, 37G), (39G), (32G), (34G, 23G), (23G, 47G), (20G, 52G, 46G, 34G), (50G), (22G), (18N).

## USUAL STARTERS

OFFENSE	DEFENSE
WR Carl Pickens	LDE Michael Bankston
LOT Kevin Sargent	NT Kim von Oelhoffen
LG Rich Braham	RDE Clyde Simmons
C Darrick Briz	LILB James Francis
RG Ken Blackman,	RILB Brian Simmons
Mike Goff	Takeo Spikes
ROT Willie Anderson	ROLB Reinard Wilson
TE Tony McGee	LCB Ashley Ambrose
WR Darnay Scott	RCB Artrell Hawkins
QB Neil O'Donnell	SS Sam Shade
HB Corey Dillon	FS Greg Myers
FB Brian Milne	

DEFENSE*	ST	AT	TT	SKS-YDS	INT-YDS	PD	FF	FR-YDS
Takeo Spikes	95	17	112	2-19	0-0	0	0	0-0
Brian Simmons	62	16	78	3-18	1-18	2	1	1-22
Sam Shade	60	18	78	1-8	3-33	6	0	2-55
Artrell Hawkins	65	5	70	1-9	3-21	17	2	1-25
Michael Bankston	49	21	70	4.5-19.5	0-0	1	0	1-5
Greg Myers	54	15	69	0-0	0-0	4	0	1-0
Reinard Wilson	46	17	63	6-39.5	0-0	1	2	0-0
Myron Bell	45	3	48	1-8	0-0	3	0	0-0
Kimo von Oelhoffen	36	9	45	0-0	0-0	3	0	0-0
Ashley Ambrose	36	4	40	0-0	2-0	15	0	0-0
James Francis	32	5	37	0-0	0-0	5	2	0-0
Clyde Simmons	28	2	30	5-37	0-0	2	1	0-0
Jevon Langford	17	7	24	0.5-5	0-0	0	0	0-0
Tom Tumulty	17	5	22	0.5-6	0-0	2	1	0-0
Thomas Randolph	19	1	20	0-0	1-0	7	0	0-0
Adrian Ross	12	2	14	0-0	1-11	4	0	0-0
Steve Foley	11	1	12	2-18	0-0	0	0	0-0
Corey Sawyer	9	1	10	0-0	1-58	3	0	0-0
Billy Granville	4	5	9	0-0	0-0	1	0	0-0
Glen Steele	6	1	7	0-0	0-0	0	0	0-0
Mike Thompson	3	4	7	0.5-6	0-0	0	0	0-0
Andre Purvis	4	2	6	1-6	0-0	0	0	0-0
John Copeland	5	0	5	0-0	1-3	1	0	0-0
Kelvin Moore	2	1	3	0-0	0-0	0	0	0-0
Tremain Mack	2	0	2	0-0	0-0	0	0	0-0
Canute Curtis	1	1	2	0-0	0-0	0	0	0-0

SPECIAL TEAMS*	ST	AT	TT	FF	FR-YDS	BP	BFG	BXP
Billy Granville.....	10	2	12	1	1-0	0	0	0
Eric Bieniemy .....	10	0	10	0	0-0	0	0	0
Greg Myers .....	7	2	9	0	0-0	0	0	0
Marco Battaglia .....	6	2	8	0	0-0	0	0	0
Adrian Ross.....	7	0	7	0	0-0	0	0	0
Sam Shade .....	6	1	7	0	0-0	0	0	0
Thomas Randolph .....	5	0	5	0	0-0	0	0	0
Brian Simmons .....	5	0	5	0	0-0	0	0	0
Steve Foley .....	3	0	3	1	0-0	0	0	0
Damon Gibson .....	3	0	3	0	0-0	0	0	0
Jimmy Sprotte .....	3	0	3	0	0-0	0	0	0
Steve Bush .....	2	0	2	0	0-0	0	0	0
Canute Curtis .....	2	0	2	0	0-0	0	0	0
Tremain Mack.....	2	0	2	0	0-0	0	0	0
Takeo Spikes.....	2	0	2	0	0-0	0	0	0
Myron Bell .....	1	0	1	0	0-0	0	0	0
Roosevelt Blackmon.....	1	0	1	0	0-0	0	0	0
Brad Costello .....	1	0	1	0	0-0	0	0	0
Corey Dillon.....	1	0	1	0	0-0	0	0	0
Artrell Hawkins .....	1	0	1	0	0-0	0	0	0
Lee Johnson.....	1	0	1	0	0-0	0	0	0
Tony McGee.....	1	0	1	0	0-0	0	0	0
Brian Milne .....	1	0	1	0	0-0	0	0	0
Greg Truitt .....	1	0	1	0	0-0	0	0	0
Tom Tumulty.....	0	1	1	0	0-0	0	0	0



# 1999 STATISTICS

RECORD: 4-12-0

HEAD COACH: BRUCE COSLET

DATE	W-L	SCORE	OPPONENT	ATTENDANCE
9-12-99	L	35-36	at Tennessee	65,272
9-19-99	L	7-34	SAN DIEGO	47,660
9-26-99	L	3-27	at Carolina	61,269
10-3-99	L	10-38	ST. LOUIS	45,481
10-10-99	W	18-17	at Cleveland	73,048
10-17-99	L	3-17	PITTSBURGH	59,669
10-24-99	L	10-31	at Indianapolis	55,996
10-31-99	L	10-41	JACKSONVILLE	49,138
11-7-99	L	20-37	at Seattle	66,303
11-14-99	L	14-24	TENNESSEE	46,017
11-21-99	L	31-34	BALTIMORE	43,279
11-28-99	W	27-20	at Pittsburgh	50,907
12-5-99	W	44-30	SAN FRANCISCO	53,463
12-12-99	W	44-28	CLEVELAND	59,972
12-19-99			— BYE —	
12-26-99	L	0-22	at Baltimore	68,036
1-2-00	L	7-24	at Jacksonville	70,532

TEAM STATISTICS	BENGALS	OPPONENTS
TOTAL FIRST DOWNS	293	316
Rushing	111	99
Passing	161	189
Penalty	21	28
3rd Down: Made-Att	93-235	85-209
3rd Down Pct.	39.6	40.7
4th Down: Made-Att	7-23	5-13
4th Down Pct.	30.4	38.5
POSSESSION AVG.	29:59	30:01
TOTAL NET YARDS	5277	5497
Avg. Per Game	329.8	343.6
Total Plays	1039	1011
Avg. Per Play	5.1	5.4
NET YARDS RUSHING	2051	1699
Avg. Per Game	128.2	106.2
Total Rushes	442	454
NET YARDS PASSING	3226	3798
Avg. Per Game	201.6	237.4
Sacked-Yards Lost	49-278	35-229
Gross Yards	3504	4027
Att.-Completions	548-300	522-312
Completion Pct.	54.7	59.8
Had Intercepted	18	12
PUNTS-AVG.	84-38.3	71-44.2
Net Punting Avg.	84-31.2	71-36.1
PENALTIES-YARDS	126-1027	105-835
FUMBLES-BALLS LOST	34-14	27-15
TOUCHDOWNS	33	53
Rushing	11	22
Passing	18	28
Returns	4	3

SCORE BY PERIODS	1	2	3	4	OT	PTS
BENGALS	91	70	58	64	0	283
OPPONENTS	124	166	92	78	0	460

SCORING	TD	TD-R	TD-P	TD-Rt	K-PAT	FG	S	PTS
Doug Pelfrey	0	0	0	0	27-27	18-27	0	81
Darnay Scott	7	0	7	0	—	—	0	42
Corey Dillon	6	5	1	0	—	—	0	36
Carl Pickens	6	0	6	0	—	—	0	36
Willie Jackson	2	0	2	0	—	—	0	14
Jeff Blake	2	2	0	0	—	—	0	12
Tony McGee	2	0	2	0	—	—	0	12
Craig Yeast	2	0	0	2	—	—	0	12
Ki-Jana Carter	1	1	0	0	—	—	0	6
Clif Groce	1	1	0	0	—	—	0	6
Rodney Heath	1	0	0	1	—	—	0	6
Tremain Mack	1	0	0	1	—	—	0	6
Sedrick Shaw	1	1	0	0	—	—	0	6
Akili Smith	1	1	0	0	—	—	0	6
Brian Milne	0	0	0	0	—	—	0	2
BENGALS	33	11	18	4	27-27	18-27	0	283
OPPONENTS	53	22	28	3	49-50	29-32	1	460
Two-point conversions: Willie Jackson, Brian Milne.								
BENGALS 2-6, OPPONENTS 2-3.								

PASSING	ATT	CMP	YDS	CMP%	YDS/ATT	TD	TD%	INT	INT%	LG	SKD-YDS	RAT
Jeff Blake	389	215	2670	55.3	6.86	16	4.1	12	3.1	76t	30-168	77.6
Akili Smith	153	80	805	52.3	5.26	2	1.3	6	3.9	39	19-110	55.6
Scott Covington	5	4	23	80.0	4.60	0	0.0	0	0.0	8	0-0	85.8
Carl Pickens	1	1	6	100.0	6.00	0	0.0	0	0.0	6	0-0	91.7
BENGALS	548	300	3504	54.7	6.39	18	3.3	18	3.3	76t	49-278	71.6
OPPONENTS	522	312	4027	59.8	7.71	28	5.4	12	2.3	73	35-229	92.3

RUSHING	ATT	YDS	AVG	LG	TD
Corey Dillon	263	1200	4.6	50	5
Jeff Blake	63	332	5.3	16	2
Michael Basnight	62	308	5.0	46	0
Akili Smith	19	114	6.0	24	1
Brian Milne	3	30	10.0	26	0
Nick Luchey	10	30	3.0	8	0
Clif Groce	8	22	2.8	8	1
Sedrick Shaw	4	20	5.0	10	1
Ki-Jana Carter	6	15	2.5	8	1
Scott Covington	2	-4	-2.0	-2	0
Craig Yeast	2	-16	-8.0	-3	0
BENGALS	442	2051	4.6	50	11
OPPONENTS	454	1699	3.7	67t	22

RECEIVING	REC	YDS	AVG	LG	TD
Darnay Scott	68	1022	15.0	76t	7
Carl Pickens	57	737	12.9	75t	6
Willie Jackson	31	369	11.9	29	2
Corey Dillon	31	290	9.4	23	1
Tony McGee	26	344	13.2	35	2
Clif Groce	25	154	6.2	14	0
Michael Basnight	16	172	10.8	47	0
Marco Battaglia	14	153	10.9	30	0
Damon Griffin	12	112	9.3	20	0
Nick Luchey	10	96	9.6	19	0
Ki-Jana Carter	3	24	8.0	11	0
Craig Yeast	3	20	6.7	8	0
Sedrick Shaw	1	-4	-4.0	-4	0
Akili Smith	1	6	6.0	6	0
James Hundon	1	5	5.0	5	0
Steve Bush	1	4	4.0	4	0
BENGALS	300	3504	11.7	76t	18
OPPONENTS	312	4027	12.9	73	28

INTERCEPTIONS	NO	YDS	AVG	LG	TD
Rodney Heath	3	72	24.0	58t	1
John Copeland	2	16	8.0	12	0
Takeo Spikes	2	7	3.5	7	0
Myron Bell	1	5	5.0	5	0
Roosevelt Blackmon	1	0	0.0	0	0
Tom Carter	1	0	0.0	0	0
Cory Hall	1	0	0.0	0	0
Greg Myers	1	0	0.0	0	0
BENGALS	12	100	8.3	58t	1
OPPONENTS	18	305	16.9	44	1

PUNTING	NO	YDS	AVG	NET	TB	IN-20	LG	BLK.
Will Brice	60	2475	41.3	32.1	4	12	72	2
Brad Costello	22	744	33.8	28.7	1	1	44	0
BENGALS	84	3219	38.3	31.2	5	13	72	2
OPPONENTS	71	3136	44.2	36.1	8	25	70	0

PUNT RETURNS	NO	FC	YDS	AVG	LG	TD
Damon Griffin	23	3	195	8.5	34	0
Craig Yeast	10	6	209	20.9	86t	2
Willie Jackson	2	1	6	3.0	8	0
BENGALS	35	10	410	11.7	86t	2
OPPONENTS	45	13	498	11.1	84t	1

KICKOFF RETURNS	NO	YDS	AVG	LG	TD
Tremain Mack	51	1382	27.1	99t	1
Damon Griffin	15	296	19.7	42	0
Nick Luchey	8	109	13.6	24	0
Willie Jackson	6	179	29.8	46	0
Craig Yeast	3	50	16.7	22	0
Corey Dillon	1	4	4.0	4	0
BENGALS	84	2020	24.0	99t	1
OPPONENTS	57	1068	18.7	39	0

FIELD GOALS	1-19	20-29	30-39	40-49	50+
Doug Pelfrey	1-1	9-11	7-12	0-2	1-1
BENGALS	1-1	9-11	7-12	0-2	1-1
OPPONENTS	3-3	11-12	6-8	7-7	2-2
Doug Pelfrey: (33G, 38G), (—), (47N, 37N, 30N, 39G), (36G, 33N), (27G, 26G), (37G, 41N), (32G), (29G), (50G, 34G), (32N), (39B, 19G), (29G, 29G, 25N), (29G, 24G, 27G), (28G), (20B), (—).					
Opponents: (50G, 33G), (27G, 23G, 21G, 42G), (48G, 21G), (19G), (33G), (43G), (22G, 37B), (43G, 21G), (29G, 45G, 35G), (26G), (25G, 50G), (35G, 33G), (47G), (—), (24G, 48G, 19G, 30G, 19G), (34N, 27G, 28N).					

## USUAL STARTERS

OFFENSE		DEFENSE	
WR	Carl Pickens	LDE	John Copeland
LOT	Rod Jones	NT	Oliver Gibson
LG	Matt O'Dwyer	RDE	Michael Bankston
C	Rich Braham		Jevon Langford
RG	Jay Leeuwenburg	LOLB	Steve Foley
	Brian DeMarco	LILB	Brian Simmons
ROT	Willie Anderson	RILB	Takeo Spikes
TE	Tony McGee	ROLB	Adrian Ross
WR	Darnay Scott	LCB	Rodney Heath
QB	Jeff Blake	RCB	Artrell Hawkins
HB	Corey Dillon	SS	Myron Bell
FB	Clif Groce	FS	Cory Hall

DEFENSE*	ST	AT	TT	SKS-YDS	INT-YDS	PD	FF	FR-YDS
Brian Simmons	90	21	111	3-20	0-0	5	0	1-0
Takeo Spikes	82	23	105	3-14	2-7	6	4	4-0
Myron Bell	54	19	73	2-14.5	1-5	3	0	0-0
Artrell Hawkins	61	7	68	0-0	0-0	16	2	1-0
Michael Bankston	39	17	56	6-30	0-0	1	0	0-0
Cory Hall	36	13	49	0-0	1-0	3	0	0-0
Rodney Heath	43	3	46	0-0	3-72	18	2	1-(-4)
Oliver Gibson	31	10	41	4.5-31	0-0	1	0	1-0
John Copeland	31	7	38	4-22.5	2-16	3	2	0-0
Steve Foley	34	3	37	3.5-28	0-0	2	1	2-0
Greg Myers	33	4	37	0-0	1-0	5	1	1-21
Kimo von Oelhoffen	24	2	26	4-30	0-0	1	1	1-0
Ty Howard	25	0	25	0-0	0-0	4	0	0-0
Jevon Langford	19	6	25	0-0	0-0	1	0	0-0
Reinard Wilson	14	6	20	3-24	0-0	0	1	0-0
Adrian Ross	15	3	18	1-7	0-0	1	1	0-0
Roosevelt Blackmon	13	5	18	0-0	1-0	4	0	0-0
Rico Clark	13	2	15	0-0	0-0	5	0	0-0
Glen Steele	13	1	14	0-0	0-0	0	0	0-0
Tremain Mack	9	2	11	0-0	0-0	1	0	0-0
Tom Carter	8	0	8	0-0	1-0	1	0	0-0
Lawrence Wright	4	4	8	0-0	0-0	0	0	0-0
Canute Curtis	6	1	7	1-8	0-0	0	0	0-0
Charles Fisher	1	1	2	0-0	0-0	0	0	0-0
Andre Purvis	1	1	2	0-0	0-0	0	0	0-0
Billy Granville	1	0	1	0-0	0-0	0	0	0-0

SPECIAL TEAMS*	ST	AT	TT	FF	FR-YDS	BP	BFG	BXP
Lawrence Wright .....	14	1	15	0	1-0	0	0	0
Canute Curtis .....	7	3	10	0	0-0	0	0	0
Billy Granville.....	6	4	10	0	0-0	0	0	0
Cory Hall .....	6	0	6	0	1-0	0	0	0
Reinard Wilson.....	5	1	6	0	0-0	0	0	0
Steve Foley .....	5	0	5	0	0-0	0	0	0
Damon Griffin .....	5	0	5	0	0-0	0	0	0
Tremain Mack .....	5	0	5	0	0-0	0	1	0
Greg Myers .....	4	1	5	0	0-0	0	0	0
Adrian Ross.....	4	1	5	0	0-0	0	0	0
Brian Simmons.....	3	2	5	0	0-0	0	0	0
Michael Basnight .....	3	1	4	1	0-0	0	0	0
Will Brice .....	3	0	3	0	0-0	0	0	0
Rico Clark.....	3	0	3	0	0-0	0	0	0
Brad Costello.....	3	0	3	0	0-0	0	0	0
Takeo Spikes.....	3	0	3	0	0-0	0	0	0
Rodney Heath .....	2	1	3	0	1-0	0	0	0
Ty Howard .....	2	1	3	0	0-0	0	0	0
James Hundon.....	2	0	2	0	0-0	0	0	0
Tony McGee.....	2	0	2	0	0-0	0	0	0
Ben Peterson.....	2	0	2	0	0-0	0	0	0
Myron Bell .....	1	0	1	0	0-0	0	0	0
Brian Milne .....	1	0	1	0	0-0	0	0	0
Doug Pelfrey .....	1	0	1	0	0-0	0	0	0
Jimpy Sorlot.....	1	0	1	0	0-0	0	0	0



# 2000 STATISTICS

RECORD: 4-12-0

HEAD COACH: BRUCE COSLET (GAMES 1-3; RECORD 0-3),  
DICK LeBEAU (GAMES 4-16; RECORD 4-9)

DATE	W-L	SCORE	OPPONENT	ATTENDANCE
9-3-00			— BYE —	
9-10-00	L	7-24	CLEVELAND	64,006
9-17-00	L	0-13	at Jacksonville	45,653
9-24-00	L	0-37	at Baltimore	68,481
10-1-00	L	16-31	MIAMI	61,535
10-8-00	L	14-23	TENNESSEE	63,406
10-15-00	L	0-15	at Pittsburgh	54,328
10-22-00	W	31-21	DENVER	61,603
10-29-00	W	12-3	at Cleveland	73,118
11-5-00	L	7-27	BALTIMORE	54,759
11-12-00	L	6-23	at Dallas	62,170
11-19-00	L	13-16	at New England	60,292
11-26-00	L	28-48	PITTSBURGH	63,925
12-3-00	W	24-13	ARIZONA	50,289
12-10-00	L	3-35	at Tennessee	68,498
12-17-00	W	17-14	JACKSONVILLE	50,469
12-24-00	L	7-16	at Philadelphia	64,902

TEAM STATISTICS	BENGALS	OPPONENTS
TOTAL FIRST DOWNS.....	254	307
Rushing.....	119	101
Passing.....	109	182
Penalty.....	26	24
3rd Down: Made-Att.....	77-227	102-239
3rd Down Pct.....	33.9	42.7
4th Down: Made-Att.....	10-25	4-13
4th Down Pct.....	40.0	30.8
POSSESSION AVG.....	27:13	32:47
TOTAL NET YARDS.....	4260	5487
Avg. Per Game.....	266.3	342.9
Total Plays.....	1001	1068
Avg. Per Play.....	4.3	5.1
NET YARDS RUSHING.....	2314	1925
Avg. Per Game.....	144.6	120.3
Total Rushes.....	495	504
NET YARDS PASSING.....	1946	3562
Avg. Per Game.....	121.6	222.6
Sacked-Yards Lost.....	52-273	26-168
Gross Yards.....	2219	3730
Att.-Completions.....	454-207	538-318
Completion Pct.....	45.6	59.1
Had Intercepted.....	14	9
PUNTS-AVG.....	94-40.2	80-41.7
Punting Avg.....	33.1	35.5
PENALTIES-YARDS.....	99-878	115-924
FUMBLES-BALLS LOST.....	37-21	22-12
TOUCHDOWNS.....	21	40
Rushing.....	13	12
Passing.....	6	26
Returns.....	2	2

SCORE BY PERIODS	1	2	3	4	OT	PTS
BENGALS.....	24	74	41	46	0	185
OPPONENTS.....	92	106	91	70	0	359

SCORING	TD	TD-R	TD-P	TD-Rt	K-PAT	FG	S	PTS
Neil Rackers.....	0	0	0	0	21-21	12-21	0	57
Corey Dillon.....	7	7	0	0	—	—	0	42
Peter Warrick.....	7	2	4	1	—	—	0	42
Brandon Bennett.....	3	3	0	0	—	—	0	18
Ron Dugans.....	1	0	1	0	—	—	0	6
Tony McGee.....	1	0	1	0	—	—	0	6
Scott Mitchell.....	1	1	0	0	—	—	0	6
Darryl Williams.....	1	0	0	1	—	—	0	6
(team).....	—	—	—	—	—	—	1	2
BENGALS.....	21	13	6	2	21-21	12-21	1	185
OPPONENTS.....	40	12	26	2	39-40	26-36	1	359

Two-point conversions: None. BENGALS 0-0, OPPONENTS 0-0.

PASSING	ATT	CMP	YDS	CMP%	YDS/ATT	TD	TD%	INT	INT%	LG	SKD-YDS	RAT
Akili Smith.....	267	118	1253	44.2	4.69	3	1.1	6	2.2	46	36-191	52.8
Scott Mitchell.....	187	89	966	47.6	5.17	3	1.6	8	4.3	38	16-82	50.8
BENGALS.....	454	207	2219	45.6	4.89	6	1.3	14	3.1	46	52-273	52.0
OPPONENTS.....	538	318	3730	59.1	6.93	26	4.8	9	1.7	77t	26-168	89.4

RUSHING	ATT	YDS	AVG	LG	TD
Corey Dillon.....	315	1435	4.6	80t	7
Brandon Bennett.....	90	324	3.6	37t	3
Akili Smith.....	41	232	5.7	21	0
Peter Warrick.....	16	148	9.3	77t	2
Scott Mitchell.....	10	61	6.1	12t	1
Nick Luchey.....	10	54	5.4	13	0
Curtis Keaton.....	6	24	4.0	8	0
Daniel Pope.....	2	22	11.0	22	0
Craig Yeast.....	1	15	15.0	15	0
Cliff Groce.....	3	4	1.3	5	0
Neil Rackers.....	1	-5	-5.0	-5	0
BENGALS.....	495	2314	4.7	80t	13
OPPONENTS.....	504	1925	3.8	30	12

RECEIVING	REC	YDS	AVG	LG	TD
Peter Warrick.....	51	592	11.6	46	4
Tony McGee.....	26	309	11.9	39	1
Craig Yeast.....	24	301	12.5	27	0
Danny Farmer.....	19	268	14.1	38	0
Brandon Bennett.....	19	168	8.8	25	0
Corey Dillon.....	18	158	8.8	31	0
Ron Dugans.....	14	125	8.9	17	1
Marco Battaglia.....	13	105	8.1	15	0
Cliff Groce.....	11	45	4.1	14	0
Nick Luchey.....	7	84	12.0	20	0
Steve Bush.....	3	39	13.0	18	0
Damon Griffin.....	2	25	12.5	16	0
BENGALS.....	207	2219	10.7	46	6
OPPONENTS.....	318	3730	11.7	77t	26

INTERCEPTIONS	NO	YDS	AVG	LG	TD
Tom Carter.....	2	40	20.0	30	0
Takeo Spikes.....	2	12	6.0	7	0
Darryl Williams.....	1	36	36.0	36t	1
Cory Hall.....	1	12	12.0	12	0
Chris Carter.....	1	6	6.0	6	0
Steve Foley.....	1	1	1.0	1	0
Robert Bean.....	1	0	0.0	0	0
BENGALS.....	9	107	11.9	36t	1
OPPONENTS.....	14	138	9.9	39	0

PUNTING	NO	YDS	AVG	NET	TB	IN-20	LG	BLK.
Daniel Pope.....	94	3775	40.2	33.1	14	18	57	0
BENGALS.....	94	3775	40.2	33.1	14	18	57	0
OPPONENTS.....	80	3338	41.7	35.5	7	30	70	0

PUNT RETURNS	NO	FC	YDS	AVG	LG	TD
Craig Yeast.....	34	14	225	6.6	27	0
Peter Warrick.....	7	1	123	17.6	82t	1
Damon Griffin.....	1	0	9	9.0	9	0
BENGALS.....	42	15	357	8.5	82t	1
OPPONENTS.....	40	17	387	9.7	39	0

KICKOFF RETURNS	NO	YDS	AVG	LG	TD
Tremain Mack.....	50	1036	20.7	50	0
Damon Griffin.....	8	129	16.1	29	0
Craig Yeast.....	7	106	15.1	29	0
Curtis Keaton.....	6	100	16.7	25	0
Steve Bush.....	3	18	6.0	8	0
Nick Luchey.....	2	12	6.0	12	0
Rodney Heath.....	1	22	22.0	22	0
Marco Battaglia.....	0f	0	—	—	0
BENGALS.....	77	1423	18.5	50	0
OPPONENTS.....	42	898	21.4	37	0

FIELD GOALS	1-19	20-29	30-39	40-49	50+
Neil Rackers.....	0-0	5-5	5-9	2-7	0-0
BENGALS.....	0-0	5-5	5-9	2-7	0-0
OPPONENTS.....	3-3	5-6	12-16	6-10	0-1

Opponents: (30G), (30G, 33N, 19G), (30G, 37G, 19G), (40G), (22G, 41G, 33N, 34G), (36G, 28G), (48N, 48N), (18G), (38G, 32G), (39N, 44N, 43G, 35G, 42G, 51N), (38G, 21G, 22G), (44G, 28G), (31N), (—), (28N), (32G, 45G, 41N, 33G).

## USUAL STARTERS

OFFENSE	DEFENSE
WR Craig Yeast	LDE Vaughn Booker,
LOT Rod Jones	Michael Bankston
LG Matt O'Dwyer,	LDT Oliver Gibson
Scott Rehberg	RDT John Copeland
C Rich Braham,	RDE Michael Bankston,
Brock Gutierrez	John Copeland
RG Mike Goff	LLB Steve Foley
ROT Willie Anderson	MLB Armegis Spearman
TE Tony McGee	RCB Takeo Spikes
WR Peter Warrick	LCB Tom Carter
QB Akili Smith,	RCB Rodney Heath
Scott Mitchell	Artrell Hawkins
HB Corey Dillon	SS Chris Carter,
FB Cliff Groce,	Cory Hall
M. Battaglia (TE),	Darryl Williams
Nick Luchey	

DEFENSE*	ST	AT	TT	SKS-YDS	INT-YDS	PD	FF	FR-YDS
Takeo Spikes.....	109	19	128	2-16	2-12	4	0	3-0
Darryl Williams.....	80	21	101	0-0	1-36	5	3	0-0
Armegis Spearman.....	46	24	70	1-12	0-0	4	0	0-0
Michael Bankston.....	50	14	64	0-0	0-0	2	0	0-0
Chris Carter.....	49	11	60	1-9	1-6	2	2	1-0
Oliver Gibson.....	42	10	52	4-17	0-0	1	0	0-0
Artrell Hawkins.....	43	4	47	0-0	0-0	9	1	1-12
Rodney Heath.....	40	4	44	0-0	0-0	12	0	1-0
Tom Carter.....	36	7	43	0-0	2-40	11	0	0-0
Steve Foley.....	34	9	43	4-16	1-1	8	2	1-0
Cory Hall.....	36	5	41	4-32	1-12	2	0	0-0
John Copeland.....	32	7	39	1-8	0-0	1	0	1-4
Adrian Ross.....	31	2	33	1-6	0-0	3	0	0-0
Jevon Langford.....	19	3	22	0-0	0-0	2	0	0-0
Robert Bean.....	17	2	19	0-0	1-0	6	0	0-0
Tremain Mack.....	12	6	18	0-0	0-0	2	0	0-0
Vaughn Booker.....	13	4	17	0-0	0-0	1	0	0-0
Glen Steele.....	13	4	17	2-17	0-0	0	0	0-0
Mark Roman.....	15	1	16	0-0	0-0	2	1	0-0
Reinard Wilson.....	9	6	15	3-16	0-0	1	2	1-3
Tom Barndt.....	7	5	12	0-0	0-0	0	1	1-0
Canute Curtis.....	8	2	10	2-9	0-0	0	2	0-0
Brian Simmons.....	7	2	9	1-10	0-0	0	1	0-0
Billy Granville.....	2	0	2	0-0	0-0	0	0	0-0

SPECIAL TEAMS*	ST	AT	TT	FF	FR-YDS	BP	BFG	BXP
Artrell Hawkins.....	9	3	12	0	0-0	0	0	0
Damon Griffin.....	7	2	9	0	0-0	0	0	0
Billy Granville.....	6	2	8	0	1-0	0	0	0
Brandon Bennett.....	7	0	7	0	0-0	0	0	0
Robert Bean.....	6	0	6	0	0-0	0	0	0
Canute Curtis.....	6	0	6	0	1-0	0	0	0
Chris Carter.....	5	1	6	0	0-0	0	0	0
Rodney Heath.....	5	1	6	0	0-0	0	0	0
Adrian Ross.....	5	0	5	0	0-0	0	0	0
Tremain Mack.....	4	1	5	1	0-0	0	0	0
Brad St. Louis.....	4	0	4	0	0-0	0	0	0
Reinard Wilson.....	4	0	4	0	0-0	0	0	0
Armegis Spearman.....	3	1	4	0	0-0	0	0	0
Steve Bush.....	2	0	2	0	0-0	0	0	0
Neil Rackers.....	2	0	2	0	0-0	0	0	0
JoJuan Armour.....	1	0	1	0	0-0	0	0	0
Marco Battaglia.....	1	0	1	0	0-0	0	0	0
Mark Roman.....	1	0	1	0	0-0	0	0	0
Daniel Pope.....	0	1	1	0	0-0	0	0	0

MISCELLANEOUS DEFENSE*	ST	AT	TT	FF	FR-YDS
Peter Warrick.....	5	0	5	0	0-0
Corey Dillon.....	2	0	2	0	0-0
John Jackson.....	2	0	2	0	0-0
Willie Anderson.....	1	0	1	0	0-0
Marco Battaglia.....	1	0	1	0	0-0
Brandon Bennett.....	1	0	1	0	0-0
Steve Bush.....	1	0	1	0	0-0
Mike Goff.....	1	0	1	0	0-0
Damon Griffin.....	1	0	1	0	0-0
Brock Gutierrez.....	1	0	1	0	0-0
Rod Jones.....	1	0	1	0	0-0
Matt O'Dwyer.....	1	0	1	0	0-0
Jamain Stephens.....	1	0	1	0	0-0
Craig Yeast.....	1	0	1	0	0-0

\* NOTE: All defensive statistics above are press box statistics produced at the games.

# 2001 STATISTICS

RECORD: 6-10-0

HEAD COACH: DICK LeBEAU

DATE	W-L	SCORE	OPPONENT	ATTENDANCE
9-9-01	W	23-17	NEW ENGLAND	51,521
9-16-01	—	—	at Tennessee.....	RESCHEDULED FOR JAN. 6
9-23-01	W	21-10	BALTIMORE	51,121
9-30-01	L	14-28	at San Diego	56,048
10-7-01	L	7-16	at Pittsburgh	62,335
10-14-01	W	24-14	CLEVELAND	64,217
10-21-01	L	0-24	CHICAGO	63,408
10-28-01	W	31-27	at Detroit	69,343
11-4-01			— BYE —	
11-11-01	L	13-30	at Jacksonville	57,161
11-18-01	L	7-20	TENNESSEE	63,865
11-25-01	L	0-18	at Cleveland	72,918
12-2-01	L	13-16 (OT)	TAMPA BAY	52,135
12-9-01	L	10-14	JACKSONVILLE	44,920
12-16-01	L	14-15	at N.Y. Jets	77,745
12-23-01	L	0-16	at Baltimore	68,987
12-30-01	W	26-23 (OT)	PITTSBURGH	63,751
1-6-02	W	23-21	at Tennessee	68,798

TEAM STATISTICS	BENGALS	OPPONENTS
TOTAL FIRST DOWNS.....	294	281
Rushing.....	96	86
Passing.....	176	173
Penalty.....	22	22
3rd Down: Made-Att.....	93-243	86-225
3rd Down Pct.....	38.3	38.2
4th Down: Made-Att.....	6-23	5-13
4th Down Pct.....	26.1	38.5
POSSESSION AVG.....	29:16	30:44
TOTAL NET YARDS.....	4800	4832
Avg. Per Game.....	300.0	302.0
Total Plays.....	1071	1013
Avg. Per Play.....	4.5	4.8
NET YARDS RUSHING.....	1712	1675
Avg. Per Game.....	107.0	104.7
Total Rushes.....	441	453
NET YARDS PASSING.....	3088	3157
Avg. Per Game.....	193.0	197.3
Sacked-Yards Lost.....	28-203	48-320
Gross Yards.....	3291	3477
Att. Completions.....	602-322	512-311
Completion Pct.....	53.5	60.7
Had Intercepted.....	26	13
PUNTS-AVG.....	86-39.6	86-41.2
Net Punting Avg.....	33.6	34.8
PENALTIES-YARDS.....	103-870	101-837
FUMBLES-BALLS LOST.....	28-11	33-15
TOUCHDOWNS.....	25	35
Rushing.....	11	10
Passing.....	12	23
Returns.....	2	2

SCORE BY PERIODS	1	2	3	4	OT	PTS
BENGALS.....	27	75	56	65	3	226
OPPONENTS.....	67	83	79	77	3	309

SCORING	TD	TD-R	TD-P	TD-RT	K-PAT	FG	S	PTS
Corey Dillon.....	13	10	3	0	—	—	0	78
Neil Rackers.....	0	0	0	0	23-24	17-28	0	74
Ron Dugans.....	2	0	2	0	—	—	0	14
Darnay Scott.....	2	0	2	0	—	—	0	12
Danny Farmer.....	1	0	1	0	—	—	0	6
Chad Johnson.....	1	0	1	0	—	—	0	6
Jon Kitna.....	1	1	0	0	—	—	0	6
Tony McGee.....	1	0	1	0	—	—	0	6
Lorenzo Neal.....	1	0	1	0	—	—	0	6
Brian Simmons.....	1	0	0	1	—	—	0	6
Takeo Spikes.....	1	0	0	1	—	—	0	6
Peter Warrick.....	1	0	1	0	—	—	0	6
BENGALS.....	25	11	12	2	23-24	17-28	0	226
OPPONENTS.....	35	10	23	2	29-31	22-30	1	309

Two-point conversions: Ron Dugans. BENGALS 1-1, OPPONENTS 1-4.

PASSING	ATT	CMP	YDS	CMP%	YDS/ATT	TD	TD%	INT	INT%	LG	SKD-YDS	RAT
Jon Kitna.....	581	313	3216	53.9	5.54	12	2.1	22	3.8	49	25-185	61.1
Scott Mitchell.....	12	4	38	33.3	3.17	0	0.0	3	25.0	16	2-15	3.5
Akili Smith.....	8	5	37	62.5	4.63	0	0.0	0	0.0	14	1-3	73.4
Corey Dillon.....	1	0	0	0.0	0.00	0	0.0	1	100.0	—	0-0	0.0
BENGALS.....	602	322	3291	53.5	5.47	12	2.0	26	4.3	49	28-203	58.1
OPPONENTS.....	512	311	3477	60.7	6.79	23	4.5	13	2.5	47	48-320	85.4

RUSHING	ATT	YDS	AVG	LG	TD
Corey Dillon.....	340	1315	3.9	96t	10
Brandon Bennett.....	50	232	4.6	36	0
Jon Kitna.....	27	73	2.7	20	1
Curtis Keaton.....	5	48	9.6	21	0
Akili Smith.....	6	20	3.3	6	0
Peter Warrick.....	8	14	1.8	13	0
Lorenzo Neal.....	5	10	2.0	4	0
BENGALS.....	441	1712	3.9	96t	11
OPPONENTS.....	453	1675	3.7	48	10

RECEIVING	REC	YDS	AVG	LG	TD
Peter Warrick.....	70	667	9.5	33	1
Darnay Scott.....	57	819	14.4	49	2
Corey Dillon.....	34	228	6.7	17	3
Chad Johnson.....	28	329	11.8	28	1
Ron Dugans.....	28	251	9.0	31	2
T.J. Houshmandzadeh.....	21	228	10.9	23	0
Brandon Bennett.....	20	150	7.5	15	0
Lorenzo Neal.....	19	101	5.3	12	1
Danny Farmer.....	15	228	15.2	27	1
Tony McGee.....	14	148	10.6	25t	1
Marco Battaglia.....	13	118	9.1	17	0
Kirk McMullen.....	2	15	7.5	11	0
Curtis Keaton.....	1	9	9.0	9	0
BENGALS.....	322	3291	10.2	49	12
OPPONENTS.....	311	3477	11.2	47	23

INTERCEPTIONS	NO	YDS	AVG	LG	TD
Kevin Kaesviharn.....	3	41	13.7	29	0
Artrell Hawkins.....	3	26	8.7	22	0
Justin Smith.....	2	28	14.0	21	0
Takeo Spikes.....	1	66	66.0	66t	1
Darryl Williams.....	1	16	16.0	16	0
Chris Carter.....	1	10	10.0	10	0
Brian Simmons.....	1	5	5.0	5	0
Mark Roman.....	1	0	0.0	0	0
BENGALS.....	13	192	14.8	66t	1
OPPONENTS.....	26	392	15.1	64	0

PUNTING	NO	YDS	AVG	NET	TB	IN-20	LG	BLK.
Nick Harris.....	84	3372	40.1	33.9	6	21	57	1
Neil Rackers.....	1	32	32.0	12.0	1	0	32	0
BENGALS.....	86	3404	39.6	33.6	7	21	57	1
OPPONENTS.....	86	3541	41.2	34.8	13	29	76	0

PUNT RETURNS	NO	FC	YDS	AVG	LG	TD
Peter Warrick.....	18	10	116	6.4	31	0
T.J. Houshmandzadeh.....	12	5	163	13.6	86	0
Danny Farmer.....	1	1	11	11.0	11	0
BENGALS.....	31	16	290	9.4	86	0
OPPONENTS.....	47	17	374	8.0	24	0

KICKOFF RETURNS	NO	YDS	AVG	LG	TD
Curtis Keaton.....	42	891	21.2	64	0
T.J. Houshmandzadeh.....	10	185	18.5	23	0
Brandon Bennett.....	4	60	15.0	19	0
Rudi Johnson.....	4	79	19.8	25	0
Brock Gutierrez.....	2	15	7.5	8	0
BENGALS.....	62	1230	19.8	64	0
OPPONENTS.....	46	1157	25.2	101t	1

FIELD GOALS	1-19	20-29	30-39	40-49	50+
Neil Rackers.....	0-0	4-6	8-11	4-9	1-2
BENGALS.....	0-0	4-6	8-11	4-9	1-2
OPPONENTS.....	0-0	8-8	6-9	7-11	1-2

Neil Rackers: (36G, 47G, 33G), (43N, 39N, 45N), (—), (51N), (27G, 22N, 42G, 21G), (39N), (47N, 39G), (26G, 52G), (—), (43N, 47N), (23G, 41G), (47G), (—), (—), (32N, 28N, 34G, 31G), (30G, 33G, 34G).

Opponents: (39G)(38G), (38N), (26G, 42G, 48G), (—), (48G, 43N), (51G, 24G), (—), (41G, 37G), (23G, 27G, 23G, 33G), (43N, 38G, 48G, 51N, 21G), (44N), (40N, 24G, 34N), (43G, 29G, 33N, 43G), (38G), (—).

## USUAL STARTERS

OFFENSE	DEFENSE
WR Darnay Scott	LDE Vaughn Booker
LOT Richmond Webb	LDT Oliver Gibson
LG Matt O'Dwyer	RDT Tony Williams
C Rich Braham	RDE Justin Smith
RG Mike Goff	LLB Steve Foley
ROT Willie Anderson	MLB Brian Simmons
TE Tony McGee	RLB Takeo Spikes
WR Peter Warrick	LCB Mark Roman
QB Jon Kitna	RCB Artrell Hawkins
HB Corey Dillon	SS JoJuan Armour
FB Lorenzo Neal	FS Cory Hall

DEFENSE*	ST	AT	TT	SKS-YDS	INT-YDS	PD	FF	FR-YDS
Takeo Spikes.....	80	29	109	6-58	1-66	5	1	0-0
Brian Simmons.....	51	32	83	6.5-41	1-5	5	2	0-0
Artrell Hawkins.....	49	10	59	0-0	3-26	6	2	1-0
Oliver Gibson.....	45	10	55	3-16	0-0	3	0	1-0
Justin Smith.....	41	13	54	8.5-76	2-28	5	0	0-0
Mark Roman.....	44	7	51	2-10	1-0	7	0	1-(-1)
Chris Carter.....	34	15	49	0-0	1-10	6	0	1-12
JoJuan Armour.....	36	11	47	0-0	0-0	3	0	0-0
Cory Hall.....	31	16	47	0-0	0-0	3	0	1-73
Robert Bean.....	39	3	42	0-0	0-0	5	1	0-0
Vaughn Booker.....	34	6	40	1.5-8	0-0	2	1	0-0
Steve Foley.....	25	14	39	0-0	0-0	0	2	0-0
Tony Williams.....	15	23	38	5-25	0-0	1	0	2-0
Reinard Wilson.....	26	11	37	9-47.5	0-0	3	1	2-0
Kevin Kaesviharn.....	22	3	25	0-0	3-41	6	0	0-0
Darryl Williams.....	19	6	25	3.5-22	1-16	2	1	1-0
Bernard Whittington.....	17	4	21	0-0	0-0	1	0	0-0
Rodney Heath.....	16	3	19	0-0	0-0	4	1	1-0
Canute Curtis.....	11	8	19	0-0	0-0	1	0	0-0
Glen Steele.....	5	10	10	1-4.5	0-0	1	1	1-0
Adrian Ross.....	4	5	9	1-6	0-0	0	0	0-0
Tom Carter.....	7	0	7	0-0	0-0	3	0	0-0
Ligarius Jennings.....	6	0	6	0-0	0-0	0	0	0-0
Jevon Langford.....	3	0	3	0-0	0-0	0	0	0-0
Mario Monds.....	1	0	1	0-0	0-0	0	0	0-0
(team).....	—	—	—	—	1-6	—	—	—

SPECIAL TEAMS*	ST	AT	TT	FF	FR-YDS	BP	BFG	BXP
Ron Dugans.....	14	3	17	0	0-0	0	0	0
Adrian Ross.....	11	2	13	0	0-0	0	0	0
Chris Carter.....	8	2	10	0	1-0	0	0	0
Canute Curtis.....	4	6	10	1	1-3	0	0	0
JoJuan Armour.....	3	5	8	0	0-0	0	0	0
Kevin Kaesviharn.....	7	0	7	0	0-0	0	0	0
Ligarius Jennings.....	6	0	6	0	0-0	0	0	0
Robert Bean.....	3	3	6	0	1-10	0	0	0
Brandon Bennett.....	4	0	4	0	0-0	0	0	0
Darryl Williams.....	3	1	4	0	0-0	0	0	0
Cory Hall.....	2	1	3	0	0-0	0	0	0
Reinard Wilson.....	2	1	3	0	0-0	0	0	0
Riall Johnson.....	1	2	3	0	0-0	0	0	0
Lorenzo Neal.....	2	0	2	0	0-0	0	0	0
Brad St. Louis.....	2	0	2	0	0-0	0	0	0
Randy Chevier.....	1	1	2	0	0-0	0	0	0
Steve Foley.....	1	0	1	0	0-0	0	0	0
Rodney Heath.....	1	0	1	0	0-0	0	0	0
Neil Rackers.....	1	0	1	0	0-0	0	0	0
Brian Simmons.....	1	0	1	0	^0-56	0	0	0
Peter Warrick.....	1	0	1	0	0-0	0	0	0

Lateral.					
MISCELLANEOUS DEFENSE*	ST	AT	TT	FF	FR-YDS
Corey Dillon.....	4	0	4	0	0-0
Chad Johnson.....	4	0	4	0	0-0
Darnay Scott.....	4	0	4	0	0-0
Rich Braham.....	3	0	3	0	0-0
Ron Dugans.....	2	0	2	0	0-0
Mike Goff.....	2	0	2	0	0-0
Jon Kitna.....	2	0	2	0	0-0
Peter Warrick.....	2	0	2	0	0-0
Richmond Webb.....	2	0	2	0	0-0
Brandon Bennett.....	1	1	2	0	0-0
Marco Battaglia.....	1	0	1	0	0-0
Robert Bean.....	1	0	1	0	0-0
Danny Farmer.....	1	0	1	0	0-0
T.J. Houshmandzadeh.....	1	0	1	0	0-0
Matt O'Dwyer.....	1	0	1	0	0-0

# 2002 STATISTICS

RECORD: 2-14-0

HEAD COACH: DICK LeBEAU

DATE	W-L	SCORE	OPPONENT	ATTENDANCE
9-8-02	L	6-34	SAN DIEGO	53,705
9-15-02	L	7-20	at Cleveland	73,358
9-22-02	L	3-30	at Atlanta	68,129
9-29-02	L	7-35	TAMPA BAY	57,234
10-6-02	L	21-28	at Indianapolis	56,570
10-13-02	L	7-34	PITTSBURGH	63,900
10-20-02			— BYE —	
10-27-02	L	24-30	TENNESSEE	52,822
11-3-02	W	38-3	at Houston	69,827
11-10-02	L	27-38	at Baltimore	69,024
11-17-02	L	20-27	CLEVELAND	64,060
11-24-02	L	21-29	at Pittsburgh	60,473
12-1-02	L	23-27	BALTIMORE	44,878
12-8-02	L	31-52	at Carolina	66,799
12-15-02	L	15-29	JACKSONVILLE	42,092
12-22-02	W	20-13	NEW ORLEANS	43,544
12-29-02	L	9-27	at Buffalo	47,850

TEAM STATISTICS	BENGALS	OPPONENTS
TOTAL FIRST DOWNS.....	315	315
Rushing.....	105	104
Passing.....	186	182
Penalty.....	24	29
3rd Down: Made-Att.....	87-223	83-199
3rd Down Pct.....	39.0	41.7
4th Down: Made-Att.....	11-30	7-14
4th Down Pct.....	36.7	50.0
POSSESSION AVG.....	28:55	31:05
TOTAL NET YARDS.....	5206	5265
Avg. Per Game.....	325.4	329.1
Total Plays.....	1054	976
Avg. Per Play.....	4.9	5.4
NET YARDS RUSHING.....	1730	2003
Avg. Per Game.....	108.1	125.2
Total Rushes.....	426	498
NET YARDS PASSING.....	3476	3262
Avg. Per Game.....	217.3	203.9
Sacked-Yards Lost.....	27-256	24-153
Gross Yards.....	3732	3415
Att.-Completions.....	591-350	454-287
Completion Pct.....	59.2	63.2
Had Intercepted.....	22	9
PUNTS-AVG.....	73-38.2	65-41.8
Net Punting Avg.....	28.7	37.9
PENALTY-YARDS.....	99-884	101-867
FUMBLES-BALLS LOST.....	26-13	21-11
TOUCHDOWNS.....	34	55
Rushing.....	13	16
Passing.....	17	30
Returns.....	4	9

SCORE BY PERIODS	1	2	3	4	OT	PTS
BENGALS.....	61	91	50	77	0	279
OPPONENTS.....	110	157	95	94	0	456

SCORING	TD	TD-R	TD-P	TD-R	K-PAT	FG	S	PTS
Neil Rackers.....	0	0	0	0	30-32	15-18	0	75
Corey Dillon.....	7	7	0	0	—	—	0	42
Peter Warrick.....	6	0	6	0	—	—	0	36
Chad Johnson.....	5	0	5	0	—	—	0	30
Jon Kitna.....	4	4	0	0	—	—	0	24
Nick Luchey.....	2	2	0	0	—	—	0	12
Matt Schobel.....	2	0	2	0	—	—	0	12
Michael Westbrook.....	2	0	2	0	—	—	0	12
Brandon Bennett.....	1	0	0	1	—	—	0	6
Artrell Hawkins.....	1	0	0	1	—	—	0	6
T.J. Houshmandzadeh.....	1	0	1	0	—	—	0	6
Lorenzo Neal.....	1	0	1	0	—	—	0	6
Brian Simmons.....	1	0	0	1	—	—	0	6
Takeo Spikes.....	1	0	0	1	—	—	0	6
BENGALS.....	34	13	17	4	30-32	15-18	0	279
OPPONENTS.....	55	16	30	9	51-52	23-31	1	456

Two-point conversions: None. BENGALS 0-2, OPPONENTS 2-3.

PASSING	ATT	CMP	YDS	CMP%	YDS/ATT	TD	TD%	INT	INT%	LG	SKD-YDS	RAT
Jon Kitna.....	473	294	3178	62.2	6.72	16	3.4	16	3.4	72t	24-159	79.1
Gus Frerotte.....	85	44	437	51.8	5.14	1	1.2	5	5.9	51	10-74	46.1
Akili Smith.....	33	12	117	36.4	3.55	0	0.0	1	3.0	24	3-23	34.5
BENGALS.....	591	350	3732	59.2	6.31	17	2.9	22	3.7	72t	37-256	71.8
OPPONENTS.....	454	287	3415	63.2	7.52	30	6.6	9	2.0	69	24-153	99.9

RUSHING	ATT	YDS	AVG	LG	TD
Corey Dillon.....	314	1311	4.2	67t	7
Brandon Bennett.....	33	155	4.7	29	0
Rudi Johnson.....	17	67	3.9	13	0
Nick Luchey.....	12	59	4.9	10	2
Jon Kitna.....	24	57	2.4	12t	4
Lorenzo Neal.....	9	31	3.4	9	0
Gus Frerotte.....	4	22	5.5	9	0
Peter Warrick.....	8	22	2.8	11	0
Akili Smith.....	4	5	1.3	3	0
Michael Westbrook.....	1	1	1.0	1	0
BENGALS.....	426	1730	4.1	67t	13
OPPONENTS.....	498	2003	4.0	41t	16

RECEIVING	REC	YDS	AVG	LG	TD
Chad Johnson.....	69	1166	16.9	72t	5
Peter Warrick.....	53	606	11.4	37t	6
Ron Dugans.....	47	421	9.0	31	0
Corey Dillon.....	43	298	6.9	19	0
T.J. Houshmandzadeh.....	41	492	12.0	31	1
Matt Schobel.....	27	212	7.9	20t	2
Lorenzo Neal.....	21	133	6.3	15	1
Brandon Bennett.....	18	109	6.1	15	0
Danny Farmer.....	9	115	12.8	51	0
Michael Westbrook.....	8	94	11.8	26t	2
Nick Luchey.....	7	46	6.6	15	0
Rudi Johnson.....	6	34	5.7	14	0
Tony Stewart.....	1	6	6.0	6	0
BENGALS.....	350	3732	10.7	72t	17
OPPONENTS.....	287	3415	11.9	69	30

INTERCEPTIONS	NO	YDS	AVG	LG	TD
Artrell Hawkins.....	2	102	51.0	102t	1
Kevin Kaesviharn.....	2	17	8.5	17	0
Brian Simmons.....	1	51	51.0	51t	1
Oliver Gibson.....	1	6	6.0	6	0
Jeff Burris.....	1	5	5.0	5	0
Lamont Thompson.....	1	4	4.0	4	0
Cory Hall.....	1	2	2.0	2	0
BENGALS.....	9	187	20.8	102t	1
OPPONENTS.....	22	428	19.5	98t	3

PUNTING	NO	YDS	AVG	NET	TB	IN-20	LG	BLK.
Nick Harris.....	65	2608	40.1	31.4	4	11	57	1
Travis Dorsch.....	5	162	32.4	1.8	0	0	46	0
Neil Rackers.....	2	17	8.5	6.5	0	1	19	0
BENGALS.....	73	2787	38.2	28.7	4	12	57	1
OPPONENTS.....	65	2714	41.8	37.9	6	24	64	0

PUNT RETURNS	NO	FC	YDS	AVG	LG	TD
T.J. Houshmandzadeh.....	24	4	117	4.9	34	0
Peter Warrick.....	4	0	14	3.5	10	0
Jeff Burris.....	0	1	0	—	—	0
Danny Farmer.....	0	4	0	—	—	0
BENGALS.....	28	9	131	4.7	34	0
OPPONENTS.....	41	8	611	14.9	95t	3

KICKOFF RETURNS	NO	YDS	AVG	LG	TD
Brandon Bennett.....	49	1231	25.1	94t	1
T.J. Houshmandzadeh.....	13	288	22.2	44	0
Rudi Johnson.....	13	277	21.3	42	0
Lorenzo Neal.....	5	52	10.4	17	0
Nick Luchey.....	3	40	13.3	17	0
Ron Dugans.....	1	6	6.0	6	0
Brock Gutierrez.....	1	11	11.0	11	0
BENGALS.....	85	1905	22.4	94t	1
OPPONENTS.....	57	1191	20.9	99t	1

FIELD GOALS	1-19	20-29	30-39	40-49	50+
Neil Rackers.....	2-2	5-5	3-3	3-5	2-3
BENGALS.....	2-2	5-5	3-3	3-5	2-3
OPPONENTS.....	0-0	7-8	8-11	7-9	1-3
Opponents: (28G, 27G), (52G, 45G), (44G, 26G, 34G), (—), (—), (34G, 32N, 30G), (33G, 28G, 46G), (23G, 46B, 53N), (33G), (24N, 27G, 40G), (33G, 51N, 43G, 45G), (49N, 38N), (—), (—), (38G, 33N, 43G), (32G, 25G).					

## USUAL STARTERS

OFFENSE	DEFENSE
WR Chad Johnson	LDE Bernard Whittington
LOT Levi Jones	LDL Oliver Gibson
LG Matt O'Dwyer	RDT Glen Steele
C Rich Braham	RDE Tony Williams
RG Mike Goff	LLB Justin Smith
ROT Willie Anderson	MLB Canute Curtis
TE Matt Schobel	MLB Brian Simmons
WR Peter Warrick	RLB Takeo Spikes
QB Jon Kitna	LCB Jeff Burris
HB Corey Dillon	RCB Artrell Hawkins
FB Lorenzo Neal	SS JoJuan Armour, Marquand Manuel
	FS Cory Hall

DEFENSE*	ST	AT	TT	SKS-YDS	INT-YDS	PD	FF	FR-YDS
Takeo Spikes.....	81	32	113	1.5-12	0-0	1	1	4-45
Brian Simmons.....	65	21	86	3-12	1-51	7	0	0-0
Artrell Hawkins.....	69	7	76	2-12	2-102	6	1	2-19
Jeff Burris.....	50	12	62	0-0	1-5	11	2	1-32
Justin Smith.....	48	13	61	6.5-56	0-0	3	2	0-0
Cory Hall.....	43	15	58	2-6	1-2	1	1	0-0
JoJuan Armour.....	32	20	52	0-0	0-0	2	1	0-0
Kevin Kaesviharn.....	43	7	50	0-0	2-17	10	1	0-0
Canute Curtis.....	38	8	46	0-0	0-0	0	0	0-0
Tony Williams.....	30	12	42	5-34	0-0	0	0	0-0
Bernard Whittington.....	22	14	36	1-3	0-0	0	0	2-0
Marquand Manuel.....	26	8	34	0-0	0-0	2	1	0-0
Mark Roman.....	23	7	30	0-0	0-0	1	1	0-0
Oliver Gibson.....	19	10	29	0-0	1-6	2	0	0-0
Glen Steele.....	15	13	28	0-0	0-0	1	0	0-0
Adrian Ross.....	17	3	20	0-0	0-0	1	0	0-0
Reinard Wilson.....	11	2	13	0-0	0-0	2	0	0-0
Lamont Thompson.....	10	0	10	0-0	1-4	1	0	0-0
Vaughn Booker.....	5	2	7	0-0	0-0	1	0	0-0
Reggie Myles.....	4	0	4	0-0	0-0	0	0	0-0
Jason Perry.....	2	2	4	0-0	0-0	0	0	1-15
Ligarius Jennings.....	1	2	3	0-0	0-0	1	0	0-0
Eric Ogbogu.....	1	2	3	0-0	0-0	0	0	0-0
(team).....	—	—	—	3-18	—	—	—	—

SPECIAL TEAMS*	ST	AT	TT	FF	FR-YDS	BP	BFG	BXP
Ron Dugans.....	12	3	15	0	0-0	0	0	0
Brandon Bennett.....	10	0	10	0	0-0	0	0	0
JoJuan Armour.....	6	2	8	0	0-0	0	1	0
Marquand Manuel.....	6	2	8	0	0-0	0	0	0
Brad St. Louis.....	6	2	8	0	0-0	0	0	0
Ligarius Jennings.....	5	1	6	0	0-0	0	0	0
Riall Johnson.....	4	2	6	0	0-0	0	0	0
Reggie Myles.....	4	2	6	0	0-0	0	0	0
Canute Curtis.....	4	1	5	0	0-0	0	0	0
Adrian Ross.....	4	1	5	0	0-0	0	0	0
Cory Hall.....	4	0	4	0	0-0	0	0	0
Neil Rackers.....	3	1	4	0	0-0	0	0	0
Chris Edmonds.....	3	0	3	0	0-0	0	0	0
Lorenzo Neal.....	3	0	3	0	0-0	0	0	0
Lamont Thompson.....	2	1	3	0	0-0	0	0	0
Jeff Burris.....	2	0	2	0	0-0	0	0	0
Kevin Kaesviharn.....	2	0	2	0	0-0	0	0	0
Armegis Spearman.....	2	0	2	0	0-0	0	0	0
Sean Brewer.....	1	0	1	0	0-0	0	0	0
T.J. Houshmandzadeh.....	1	0	1	0	0-0	0	0	0
Nick Luchey.....	1	0	1	0	0-0	0	0	0
Mark Roman.....	1	0	1	0	0-0	0	0	0
Peter Warrick.....	1	0	1	0	0-0	0	0	0
Reinard Wilson.....	1	0	1	0	0-0	0	0	0

MISCELLANEOUS DEFENSE*	ST	AT	TT	FF	FR-YDS
Matt O'Dwyer.....	4	0	4	0	0-0
T.J. Houshmandzadeh.....	3	0	3	1	0-0

# 2003 STATISTICS

RECORD: 8-8-0

HEAD COACH: MARVIN LEWIS

DATE	W-L	SCORE	OPPONENT	ATTENDANCE
9-7-03	L	10-30	DENVER	63,820
9-14-03	L	20-23	at Oakland	50,135
9-21-03	L	10-17	PITTSBURGH	64,596
9-28-03	W	21-14	at Cleveland	73,428
10-5-03	L	16-22 (OT)	at Buffalo	72,615
10-12-03			— BYE —	
10-19-03	W	34-26	BALTIMORE	53,553
10-26-03	W	27-24	SEATTLE	52,131
11-2-03	L	14-17	at Arizona	23,531
11-9-03	W	34-27	HOUSTON	50,437
11-16-03	W	24-19	KANSAS CITY	64,923
11-23-03	W	34-27	at San Diego	52,069
11-30-03	W	24-20	at Pittsburgh	58,797
12-7-03	L	13-31	at Baltimore	69,468
12-14-03	W	41-38	SAN FRANCISCO	64,666
12-21-03	L	10-27	at St. Louis	66,061
12-28-03	L	14-22	CLEVELAND	65,362

TEAM STATISTICS	BENGALS	OPPONENTS
TOTAL FIRST DOWNS	313	320
Rushing	101	119
Passing	181	177
Penalty	31	24
3rd Down: Made-Att	102-228	85-206
3rd Down Pct.	44.7	41.3
4th Down: Made-Att	5-11	9-14
4th Down Pct.	45.5	64.3
POSSESSION AVG.	30:52	29:08
TOTAL NET YARDS	5329	5620
Avg. Per Game	333.1	351.3
Total Plays	1038	999
Avg. Per Play	5.1	5.6
NET YARDS RUSHING	1987	2218
Avg. Per Game	124.2	138.6
Total Rushes	481	461
NET YARDS PASSING	3342	3402
Avg. Per Game	208.9	212.6
Sacked-Yards Lost	37-249	30-196
Gross Yards	3591	3598
Att.-Completions	520-324	508-297
Completion Pct.	62.3	58.5
Had Intercepted	15	14
PUNTS-AVG.	77-39.5	67-42.5
Net Punting Avg.	32.2	35.1
PENALTIES-YARDS	107-846	108-921
FUMBLES-BALLS LOST	16-7	26-10
TOUCHDOWNS	40	43
Rushing	12	18
Passing	26	23
Returns	2	2

SCORE BY PERIODS	1	2	3	4	OT	PTS
BENGALS	83	115	49	99	0	346
OPPONENTS	71	117	74	116	6	384

SCORING	TD	TD-R	TD-P	TD-Rt	K-PAT	FG	S	PTS
Shayne Graham	0	0	0	0	40-40	22-25	0	106
Chad Johnson	10	0	10	0	—	—	0	60
Rudi Johnson	9	9	0	0	—	—	0	54
Peter Warrick	8	0	7	1	—	—	0	48
Kelley Washington	4	0	4	0	—	—	0	24
Corey Dillon	2	2	0	0	—	—	0	12
Jeremi Johnson	2	1	1	0	—	—	0	12
Matt Schobel	2	0	2	0	—	—	0	12
Brandon Bennett	1	0	1	0	—	—	0	6
Kevin Hardy	1	0	0	1	—	—	0	6
Reggie Kelly	1	0	1	0	—	—	0	6
BENGALS	40	12	26	2	40-40	22-25	0	346
OPPONENTS	43	18	23	2	38-38	28-33	0	384

Two-point conversions: None. BENGALS 0-0, OPPONENTS 2-4.

PASSING	ATT	CMP	YDS	CMP%	YDS/ATT	TD	TD%	INT	INT%	LG	SKD-YDS	RAT
Jon Kitna	520	324	3591	62.3	6.91	26	5.0	15	2.9	82t	37-249	87.4
BENGALS	520	324	3591	62.3	6.91	26	5.0	15	2.9	82t	37-249	87.4
OPPONENTS	508	297	3598	58.5	7.08	23	4.5	14	2.8	73t	30-196	83.9

RUSHING	ATT	YDS	AVG	LG	TD
Rudi Johnson	215	957	4.5	54	9
Corey Dillon	138	541	3.9	39	2
Brandon Bennett	56	173	3.1	19	0
Peter Warrick	18	157	8.7	50	0
Jon Kitna	38	113	3.0	15	0
Jeremi Johnson	15	41	2.7	12	1
Kelley Washington	1	5	5.0	5	0
BENGALS	481	1987	4.1	54	12
OPPONENTS	461	2218	4.8	78t	18

RECEIVING	REC	YDS	AVG	LG	TD
Chad Johnson	90	1355	15.1	82t	10
Peter Warrick	79	819	10.4	77t	7
Brandon Bennett	25	176	7.0	16	1
Matt Schobel	24	332	13.8	45t	2
Kelley Washington	22	299	13.6	51t	4
Tony Stewart	21	212	10.1	21	0
Rudi Johnson	21	146	7.0	17	0
Jeremi Johnson	15	82	5.5	16	1
Reggie Kelly	13	81	6.2	13	1
Corey Dillon	11	71	6.5	14	0
Kevin Walter	3	18	6.0	9	0
BENGALS	324	3591	11.1	82t	26
OPPONENTS	297	3598	12.1	73t	23

INTERCEPTIONS	NO	YDS	AVG	LG	TD
Tory James	4	56	14.0	31	0
Jeff Burris	2	17	8.5	17	0
Brian Simmons	2	14	7.0	13	0
Rogers Beckett	2	11	5.5	11	0
Kevin Kaesviharn	1	10	10.0	10	0
Artrell Hawkins	1	8	8.0	8	0
Terrell Roberts	1	6	6.0	6	0
Mark Roman	1	1	1.0	1	0
BENGALS	14	123	8.8	31	0
OPPONENTS	15	225	15.0	83t	2

PUNTING	NO	YDS	AVG	NET	TB	IN-20	LG	BLK.
Kyle Richardson	49	1961	40.0	33.5	5	9	58	0
Nick Harris	28	1084	38.7	30.0	3	5	53	0
BENGALS	77	3045	39.5	32.2	8	14	58	0
OPPONENTS	67	2845	42.5	35.1	8	21	72	0

PUNT RETURNS	NO	FC	YDS	AVG	LG	TD
Peter Warrick	25	8	273	10.9	68t	1
Jeff Burris	5	0	58	11.6	34	0
BENGALS	30	8	331	11.0	68t	1
OPPONENTS	47	7	403	8.6	37	0

KICKOFF RETURNS	NO	YDS	AVG	LG	TD
Brandon Bennett	53	1146	21.6	46	0
Terrell Roberts	7	128	18.3	23	0
Kenny Watson	7	113	16.1	27	0
Rudi Johnson	2	23	11.5	15	0
Carl Powell	2	33	16.5	20	0
Jeremi Johnson	1	16	16.0	16	0
Glen Steele	1	2	2.0	2	0
Tony Stewart	1	13	13.0	13	0
BENGALS	74	1474	19.9	46	0
OPPONENTS	71	1470	20.7	45	0

FIELD GOALS	1-19	20-29	30-39	40-49	50+
Shayne Graham	0-0	5-5	10-10	7-8	0-2
BENGALS	0-0	5-5	10-10	7-8	0-2
OPPONENTS	1-1	11-12	9-11	5-7	2-2
Shayne Graham: (26G), (31G, 22G), (44G), (—), (39G, 37G, 54N, 30G), (44G, 37G), (30G, 25G), (—), (40G, 40G), (27G, 48N), (37G, 47G), (44G), (25G, 38G), (34G, 30G), (48G), (52N).					
Opponents: (51G, 27G, 39G), (40G, 26G, 39G), (24N, 33G), (35N), (27G, 38G, 29G), (25G), (27G, 49B), (31G, 34N), (45G, 33G), (37G, 39G, 44N), (48G, 26G), (23G, 39G), (22G), (23G), (26G, 50G), (42G, 42G, 18G).					

## USUAL STARTERS

OFFENSE		DEFENSE	
WR	Peter Warrick	LDE	Duane Clemons
LOT	Levi Jones	LDT	John Thornton
LG	Eric Steinbach	RDT	Tony Williams
C	Rich Braham	RDE	Justin Smith
RG	Mike Goff	SLB	Adrian Ross
ROT	Willie Anderson	MLB	Kevin Hardy
TE	Reggie Kelly	WLB	Brian Simmons
WR	Chad Johnson	LCB	Jeff Burris
QB	Jon Kitna		Artrell Hawkins
HB	Corey Dillon	RCB	Tory James
FB	Jeremi Johnson	SS	Rogers Beckett,
		FS	Kevin Kaesviharn
			Mark Roman

DEFENSE*	ST	AT	TT	SKS-YDS	INT-YDS	PD	FF	FR-YDS
Brian Simmons	72	31	103	1.5-9	2-14	6	2	4-13
Kevin Hardy	59	33	92	1.5-11	0-0	4	1	1-10
Mark Roman	55	19	74	0.5-5	1-1	7	1	0-0
Rogers Beckett	50	17	67	3-24	2-11	5	1	0-0
Tory James	57	6	63	1-1	4-56	18	0	0-0
Justin Smith	41	19	60	5-16.5	0-0	3	1	0-0
Artrell Hawkins	50	5	55	0-0	1-8	6	1	0-0
Adrian Ross	33	21	54	0-0	0-0	0	2	0-0
Kevin Kaesviharn	42	9	51	1-8	1-10	4	0	0-0
Duane Clemons	35	7	42	6-46	0-0	4	1	1-0
Tony Williams	28	10	38	2-9	0-0	0	1	1-(-1)
Jeff Burris	33	3	36	0-0	2-17	6	1	0-0
John Thornton	19	12	31	6-42	0-0	3	1	2-2
Oliver Gibson	17	7	24	0.5-3.5	0-0	3	0	0-0
Glen Steele	17	5	22	0.5-5.5	0-0	0	0	0-0
Carl Powell	10	10	20	0.5-2.5	0-0	1	1	1-0
Terrell Roberts	13	3	16	1-13	1-6	1	1	0-0
Marquand Manuel	9	2	11	0-0	0-0	1	0	0-0
Dwayne Levels	5	5	10	0-0	0-0	0	0	0-0
Riall Johnson	2	6	8	0-0	0-0	0	0	0-0
Reggie Myles	4	0	4	0-0	0-0	0	0	0-0

SPECIAL TEAMS*	ST	AT	TT	FF	FR-YDS	BP	BFG	BXP
Rogers Beckett	12	4	16	1	0-0	0	0	0
Reggie Myles	12	4	16	0	0-0	0	0	0
Riall Johnson	11	2	13	0	0-0	0	0	0
Kevin Kaesviharn	10	3	13	0	0-0	0	0	0
Khalid Abdullah	8	2	10	0	0-0	0	0	0
Brandon Bennett	6	2	8	0	0-0	0	0	0
Brad St. Louis	7	0	7	0	0-0	0	0	0
Shayne Graham	5	1	6	0	0-0	0	0	0
Kevin Walter	3	3	6	0	0-0	0	0	0
Dwayne Levels	5	0	5	0	0-0	0	0	0
Marquand Manuel	3	2	5	0	0-0	0	0	0
Tory James	4	0	4	0	0-0	0	0	0
Terrell Roberts	4	0	4	0	0-0	0	0	0
Kenny Watson	4	0	4	0	0-0	0	0	0
Jeff Burris	3	1	4	0	0-0	0	0	0
Chris Edmonds	2	2	4	0	0-0	0	0	0
Adrian Ross	3	0	3	0	0-0	0	0	0
Tony Stewart	3	0	3	0	0-0	0	0	0
Artrell Hawkins	1	2	3	0	0-0	0	0	0
Frank Chamberlin	1	0	1	0	0-0	0	0	0
John Thornton	0	0	0	0	0-0	0	1	0

MISCELLANEOUS DEFENSE*	ST	AT	TT	FF	FR-YDS
Peter Warrick	4	0	4	0	0-0
Brandon Bennett	2	0	2	0	0-0
Levi Jones	2	0	2	0	0-0
Matt Schobel	2	0	2	0	0-0
Mike Goff	1	0	1	0	0-0
Chad Johnson	1	0	1	0	0-0
Rudi Johnson	1	0	1	0	0-0
Jon Kitna	1	0	1	0	0-0
Scott Rehberg	1	0	1	0	0-0
Eric Steinbach	1	0	1	0	0-0

\* NOTE: All defensive statistics above are press box statistics produced at the games.



# 2004 STATISTICS

RECORD: 8-8-0

HEAD COACH: MARVIN LEWIS

DATE	W-L	SCORE	OPPONENT	ATTENDANCE
9-12-04	L	24-31	at N.Y. Jets	77,230
9-19-04	W	16-13	MIAMI	65,705
9-26-04	L	9-23	BALTIMORE	65,575
10-3-04	L	17-28	at Pittsburgh	62,402
10-10-04			— BYE —	
10-17-04	L	17-34	at Cleveland	73,263
10-25-04	W	23-10	DENVER	65,806
10-31-04	L	20-27	at Tennessee	68,932
11-7-04	W	26-3	DALLAS	65,721
11-14-04	W	17-10	at Washington	87,786
11-21-04	L	14-19	PITTSBURGH	65,780
11-28-04	W	58-48	CLEVELAND	65,677
12-5-04	W	27-26	at Baltimore	69,695
12-12-04	L	28-35	at New England	68,756
12-19-04	L	17-33	BUFFALO	65,378
12-26-04	W	23-22	N.Y. GIANTS	64,606
1-2-05	W	38-10	at Philadelphia	67,074

TEAM STATISTICS	BENGALS	OPPONENTS
TOTAL FIRST DOWNS	286	303
Rushing	93	123
Passing	172	158
Penalty	21	22
3rd Down: Made-Att	88-219	80-218
3rd Down Pct.	40.2	36.7
4th Down: Made-Att	6-12	5-15
4th Down Pct.	50.0	33.3
POSSESSION AVG.	29-20	30-40
TOTAL NET YARDS	5140	5365
Avg. Per Game	321.3	335.3
Total Plays	1004	1031
Avg. Per Play	5.1	5.2
NET YARDS RUSHING	1839	2062
Avg. Per Game	114.9	128.9
Total Rushes	437	474
NET YARDS PASSING	3301	3303
Avg. Per Game	206.3	206.4
Sacked-Yards Lost	31-219	37-257
Gross Yards	3520	3560
Att.-Completions	536-324	520-313
Completion Pct.	60.4	60.2
Had Intercepted	22	20
PUNTS-AVG.	84-41.7	79-41.9
Net Punting Avg.	35.5	35.7
PENALTIES-YARDS	103-810	106-887
FUMBLES-BALLS LOST	17-10	40-16
TOUCHDOWNS	42	41
Rushing	14	11
Passing	23	23
Returns	5	7

SCORE BY PERIODS	1	2	3	4	OT	PTS
BENGALS	69	108	96	101	0	374
OPPONENTS	75	117	82	98	0	372

SCORING	TD	TD-R	TD-P	TD-R	K-PAT	FG	S	PTS
Shayne Graham	0	0	0	0	41-41	27-31	0	122
Rudi Johnson	12	12	0	0	—	—	0	72
Chad Johnson	9	0	9	0	—	—	0	54
T.J. Houshmandzadeh	4	0	4	0	—	—	0	24
Matt Schobel	4	0	4	0	—	—	0	24
Kelley Washington	3	0	3	0	—	—	0	18
Robert Geathers	1	0	0	1	—	—	0	6
Jeremi Johnson	1	0	1	0	—	—	0	6
Kevin Kaesviharn	1	0	0	1	—	—	0	6
Kyle Larson	1	1	0	0	—	—	0	6
Deltha O'Neal	1	0	0	1	—	—	0	6
Carson Palmer	1	1	0	0	—	—	0	6
Brian Simmons	1	0	0	1	—	—	0	6
Tony Stewart	1	0	1	0	—	—	0	6
Kenny Watson	1	0	1	0	—	—	0	6
Madieu Williams	1	0	0	1	—	—	0	6
BENGALS	42	14	23	5	41-41	27-31	0	374
OPPONENTS	41	11	23	7	40-40	28-31	1	372

Two-point conversions: None. BENGALS 0-1, OPPONENTS 0-1.

PASSING	ATT	CMP	YDS	CMP%	YDS/ATT	TD	TD%	INT	INT%	LG	SKD-YDS	RAT
Carson Palmer	432	263	2897	60.9	6.71	18	4.2	18	4.2	76t	25-178	77.3
Jon Kitna	104	61	623	58.7	5.99	5	4.8	4	3.8	30	6-41	75.9
BENGALS	536	324	3520	60.4	6.57	23	4.3	22	4.1	76t	31-219	77.0
OPPONENTS	520	313	3560	60.2	6.85	23	4.4	20	3.8	99t	37-257	79.5

RUSHING	ATT	YDS	AVG	LG	TD
Rudi Johnson	361	1454	4.0	52	12
Kenny Watson	26	161	6.2	25	0
T.J. Houshmandzadeh	6	51	8.5	16	0
Carson Palmer	18	47	2.6	14	1
Jon Kitna	10	42	4.2	15	0
Chad Johnson	4	39	9.8	18	0
Cliff Russell	3	15	5.0	13	0
Peter Warrick	2	14	7.0	8	0
Kyle Larson	1	11	11.0	11t	1
Jeremi Johnson	3	5	1.7	4	0
Chris Perry	2	1	0.5	1	0
Kelley Washington	1	-1	-1.0	-1	0
BENGALS	437	1839	4.2	52	14
OPPONENTS	474	2062	4.4	75t	11

RECEIVING	REC	YDS	AVG	LG	TD
Chad Johnson	95	1274	13.4	53t	9
T.J. Houshmandzadeh	73	978	13.4	62	4
Kelley Washington	31	378	12.2	28	3
Kenny Watson	25	171	6.8	21	1
Matt Schobel	21	201	9.6	76t	4
Jeremi Johnson	16	53	3.3	9	1
Reggie Kelly	15	85	5.7	14	0
Rudi Johnson	15	84	5.6	30	0
Peter Warrick	11	127	11.5	30	1
Tony Stewart	10	48	4.8	9	0
Kevin Walter	8	67	8.4	18	0
Chris Perry	3	33	11.0	13	0
Cliff Russell	1	21	21.0	21	0
BENGALS	324	3520	10.9	76t	23
OPPONENTS	313	3560	11.4	99t	23

INTERCEPTIONS	NO	YDS	AVG	LG	TD
Tory James	8	66	8.3	23	0
Deltha O'Neal	4	60	15.0	31t	1
Madieu Williams	3	51	17.0	51t	1
Brian Simmons	2	61	30.5	50t	1
Robert Geathers	1	36	36.0	36t	1
Kim Herring	1	0	0.0	0	0
Carl Powell	1	-2	-2.0	-2	0
BENGALS	20	272	13.6	51t	4
OPPONENTS	22	446	20.3	62t	4

PUNTING	NO	YDS	AVG	NET	TB	IN-20	LG	BLK.
Kyle Larson	83	3499	42.2	35.5	7	21	66	1
BENGALS	84	3499	41.7	35.5	7	21	66	1
OPPONENTS	79	3309	41.9	35.7	8	23	69	0

PUNT RETURNS	NO	FC	YDS	AVG	LG	TD
Keiwan Ratliff	17	5	207	12.2	49	0
T.J. Houshmandzadeh	11	7	88	8.0	28	0
Deltha O'Neal	7	6	33	4.7	17	0
BENGALS	35	18	328	9.4	49	0
OPPONENTS	51	10	378	7.4	63	0

KICKOFF RETURNS	NO	YDS	AVG	LG	TD
Cliff Russell	39	872	22.4	40	0
Kenny Watson	13	240	18.5	32	0
T.J. Houshmandzadeh	10	227	22.7	32	0
Tony Stewart	3	20	6.7	10	0
Reggie Kelly	1	14	14.0	14	0
Langston Moore	1	15	15.0	15	0
Deltha O'Neal	1	15	15.0	15	0
BENGALS	68	1403	20.6	40	0
OPPONENTS	80	1573	19.7	41	0

FIELD GOALS	1-19	20-29	30-39	40-49	50+
Shayne Graham	0-0	7-7	10-12	7-8	3-4
BENGALS	0-0	7-7	10-12	7-8	3-4
OPPONENTS	0-0	13-13	8-8	7-10	0-0
Shayne Graham: (22G), (38N, 48G, 36G, 39G), (29G, 47G, 26G), (34G), (32G, 44N), (53G, 34G, 35G), (28G, 50G), (35G, 47G, 45G), (30G)(41G), (—), (21G, 32G, 36G), (53N, 41G, 24G), (—), (24G), (42G), (37N, 50G).					
Opponents: (21G), (43G, 47G), (21G), (—), (23G, 33G), (49N, 29G), (23G, 45G), (24G), (47N, 33G), (32G), (23G, 29G), (20G, 22G, 38G, 45G), (—), (23G, 39G, 21G, 33G), (31G, 36G, 44G, 41G, 28G), (45N, 46G).					

## USUAL STARTERS

OFFENSE	DEFENSE
WR Chad Johnson	LDE Duane Clemons
LOT Levi Jones	LDT John Thornton
LG Eric Steinbach	RDT Tony Williams,
C Rich Braham,	Langston Moore
Jerry Fontenot	RDE Justin Smith
RG Bobbie Williams	SLB Kevin Hardy
ROT Willie Anderson	MLB Landon Johnson
TE Reggie Kelly	WLB Brian Simmons
WR T.J. Houshmandzadeh	LCB Deltha O'Neal
QB Carson Palmer	RCB Tony James
HB Rudi Johnson	SS Kim Herring,
FB Jeremi Johnson,	Kevin Kaesviharn,
Tony Stewart (TE)	Rogers Beckett
	Madieu Williams
	FS

DEFENSE*	ST	AT	TT	SKS-YDS	INT-YDS	PD	FF	FR-YDS
Brian Simmons	76	31	107	1-9	2-61	4	3	1-18
Madieu Williams	76	15	91	2-19	3-51	11	0	2-(-3)
Landon Johnson	57	27	84	2-14	0-0	2	2	1-0
Justin Smith	42	29	71	8-70.5	0-0	2	2	2-0
Kevin Hardy	42	27	69	4-18	0-0	4	0	0-0
Tory James	58	5	63	0-0	8-66	13	2	1-0
Kim Herring	49	13	62	0-0	1-0	6	1	0-0
Kevin Kaesviharn	44	14	58	0-0	0-0	8	0	1-3
John Thornton	37	20	57	3-16	0-0	4	0	0-0
Duane Clemons	32	18	50	6.5-41.5	0-0	1	2	0-0
Deltha O'Neal	35	5	40	1-8	4-60	15	1	0-0
Keiwan Ratliff	27	8	35	0-0	0-0	5	0	1-0
Langston Moore	22	9	31	1-7	0-0	0	1	0-0
Caleb Miller	17	11	28	0-0	0-0	0	0	1-0
Carl Powell	16	6	22	2-14	1-(-2)	1	1	0-0
Nate Webster	16	5	21	1-8	0-0	2	1	1-0
Rogers Beckett	14	5	19	0-0	0-0	1	0	0-0
Tony Williams	10	6	16	0-0	0-0	0	0	0-0
Robert Geathers	7	6	13	3.5-27	1-36	6	1	0-0
Terrell Roberts	8	1	9	0-0	0-0	2	0	0-0
Anthony Mitchell	4	1	5	0-0	0-0	0	0	1-0
Larry Stevens	2	3	5	0-0	0-0	0	0	0-0
Rashad Bauman	2	1	3	0-0	0-0	0	0	0-0
Marcus Wilkins	0	3	3	0-0	0-0	0	0	0-0
Shaun Smith	2	0	2	0-0	0-0	0	0	0-0
Matthias Askew	0	2	2	0-0	0-0	0	0	0-0
Terrance Martin	1	0	1	0-0	0-0	0	0	0-0
(team)	—	—	—	2-5	—	—	—	—

SPECIAL TEAMS*	ST	AT	TT	FF	FR-YDS	BP	BFG	BXP
Reggie Myles	20	3	23	2	1-0	0	0	0
Marcus Wilkins	13	6	19	2	2-0	0	0	0
Anthony Mitchell	9	5	14	0	0-0	0	0	0
Kenny Watson	8	5	13	1	0-0	0	0	0
Madieu Williams	10	2	12	0	0-0	0	0	0
Kevin Walter	11	0	11	0	0-0	0	0	0
Kevin Kaesviharn	6	2	8	0	0-0	0	0	0
Larry Stevens	4	4	8	0	0-0	0	0	0
Tony Stewart	4	4	8	0	0-0	0	0	0
Caleb Miller	5	2	7	0	0-0	0	0	0
Landon Johnson	5	0	5	0	0-0	0	0	0
Shayne Graham	3	1	4	0	0-0	0	0	0
Matt Schobel	3	1	4	0	1-0	0	0	0
Keiwan Ratliff	2	2	4	1	0-0	0	0	0
Robert Geathers	2	1	3	0	0-0	0	0	0
Brad St. Louis	2	1	3	0	0-0	0	0	0
Kyle Larson	1	2	3	0	0-0	0	0	0
Rashad Bauman	2	0	2	0	0-0	0	0	0
Kim Herring	2	0	2	0	0-0	0	0	0
Elton Patterson	1	0	1	0	0-0	0	0	0
Terrell Roberts	1	0	1	0	0-0	0	0	0
Cliff Russell	1	0	1	0	0-0	0	0	0



# 2005 STATISTICS

RECORD: 11-5-0

HEAD COACH: MARVIN LEWIS  
(BENGALS WON AFC NORTH DIVISION; SEE POSTSEASON  
PORTION OF TEAM HISTORY SECTION FOR POSTSEASON STATS)

DATE	W-L	SCORE	OPPONENT	ATTENDANCE
9-11-05	W	27-13	at Cleveland	73,013
9-18-05	W	37-8	MINNESOTA	65,763
9-25-05	W	24-7	at Chicago	62,045
10-2-05	W	16-10	HOUSTON	65,714
10-9-05	L	20-23	at Jacksonville	66,137
10-16-05	W	31-23	at Tennessee	69,149
10-23-05	L	13-27	PITTSBURGH	66,104
10-30-05	W	21-14	GREEN BAY	65,940
11-6-05	W	21-9	at Baltimore	70,540
11-13-05			— BYE —	
11-20-05	L	37-45	INDIANAPOLIS	65,995
11-27-05	W	42-29	BALTIMORE	65,680
12-4-05	W	38-31	at Pittsburgh	63,044
12-11-05	W	23-20	CLEVELAND	65,788
12-18-05	W	41-17	at Detroit	61,749
12-24-05	L	27-37	BUFFALO	65,485
1-1-06	L	3-37	at Kansas City	77,211

TEAM STATISTICS	BENGALS	OPPONENTS
TOTAL FIRST DOWNS	342	321
Rushing	109	109
Passing	203	185
Penalty	30	27
3rd Down: Made-Att	84-196	81-190
3rd Down Pct.	42.9	42.6
4th Down: Made-Att	3-10	6-14
4th Down Pct.	30.0	42.9
POSSESSION AVG.	30:52	29:09
TOTAL NET YARDS	5730	5419
Avg. Per Game	358.1	338.7
Total Plays	1018	976
Avg. Per Play	5.6	5.6
NET YARDS RUSHING	1910	1850
Avg. Per Game	119.4	115.6
Total Rushes	459	429
NET YARDS PASSING	3820	3569
Avg. Per Game	238.8	223.1
Sacked-Yards Lost	21-115	28-180
Gross Yards	3935	3749
Att. Completions	538-362	519-324
Completion Pct.	67.3	62.4
Had Intercepted	14	31
PUNTS-AVG.	61-42.5	50-42.1
Net Punting Avg.	35.6	37.4
PENALTIES-YARDS	110-920	110-985
FUMBLES-BALLS LOST	18-6	31-13
TOUCHDOWNS	48	39
Rushing	15	16
Passing	32	21
Returns	1	2

SCORE BY PERIODS	1	2	3	4	OT	PTS
BENGALS	84	147	98	92	0	421
OPPONENTS	60	102	89	99	0	350

SCORING	TD	TD-R	TD-P	TD-RT	K-PAT	FG	S	PTS
Shayne Graham	0	0	0	0	47-47	28-32	0	131
Rudi Johnson	12	12	0	0	—	—	0	72
Chad Johnson	9	0	9	0	—	—	0	54
T.J. Houshmandzadeh	8	1	7	0	—	—	0	48
Chris Henry	6	0	6	0	—	—	0	36
Jeremi Johnson	3	0	3	0	—	—	0	18
Chris Perry	2	0	2	0	—	—	0	12
Tab Perry	2	1	1	0	—	—	0	12
Matt Schobel	1	0	1	0	—	—	0	8
Reggie Kelly	1	0	1	0	—	—	0	6
Carson Palmer	1	1	0	0	—	—	0	6
Odell Thurman	1	0	0	1	—	—	0	6
Kevin Walter	1	0	1	0	—	—	0	6
Kelley Washington	1	0	1	0	—	—	0	6
BENGALS	48	15	32	1	47-47	28-32	0	421
OPPONENTS	39	16	21	2	37-37	25-28	0	350

Two-point conversions: Matt Schobel. BENGALS 1-1, OPPONENTS 2-2.

PASSING	ATT	CMP	YDS	CMP%	YDS/ATT	TD	TD%	INT	INT%	LG	SKD-YDS	RAT
Carson Palmer	509	345	3836	67.8	7.54	32	6.3	12	2.4	70t	19-105	101.1
Jon Kitna	29	17	99	58.6	3.41	0	0.0	2	6.9	16	2-10	36.4
BENGALS	538	362	3935	67.3	7.31	32	5.9	14	2.6	70t	21-115	97.6
OPPONENTS	519	324	3749	62.4	7.22	21	4.0	31	6.0	68t	28-180	72.8

RUSHING	ATT	YDS	AVG	LG	TD
Rudi Johnson	337	1458	4.3	33	12
Chris Perry	61	279	4.6	30	0
T.J. Houshmandzadeh	8	62	7.8	17	1
Carson Palmer	34	41	1.2	14	1
Chad Johnson	5	33	6.6	11	0
Jeremi Johnson	8	14	1.8	5	0
Jon Kitna	2	14	7.0	11	0
Tab Perry	3	9	3.0	7	1
Nick Luchey	1	0	0.0	0	0
BENGALS	459	1910	4.2	33	15
OPPONENTS	429	1850	4.3	49t	16

RECEIVING	REC	YDS	AVG	LG	TD
Chad Johnson	97	1432	14.8	70t	9
T.J. Houshmandzadeh	78	956	12.3	43t	7
Chris Perry	51	328	6.4	28	2
Chris Henry	31	422	13.6	47	6
Rudi Johnson	23	90	3.9	15	0
Kevin Walter	19	211	11.1	33	1
Matt Schobel	18	193	10.7	28	1
Reggie Kelly	15	90	6.0	16	1
Jeremi Johnson	12	65	5.4	27t	3
Kelley Washington	10	101	10.1	18t	1
Tony Stewart	4	26	6.5	10	0
Tab Perry	4	21	5.3	13	1
BENGALS	362	3935	10.9	70t	32
OPPONENTS	324	3749	11.6	68t	21

INTERCEPTIONS	NO	YDS	AVG	LG	TD
Deltha O'Neal	10	103	10.3	37	0
Odell Thurman	5	59	11.8	30t	1
Tory James	5	5	1.0	5	0
Keiwan Ratliff	3	52	17.3	35	0
Kevin Kaesviharn	3	9	3.0	6	0
Brian Simmons	2	15	7.5	16	0
Ifeanyi Ohalet	1	15	15.0	15	0
Madieu Williams	1	2	2.0	2	0
John Thornton	1	0	0.0	0	0
BENGALS	31	260	8.4	37	1
OPPONENTS	14	247	17.6	55	1

PUNTING	NO	YDS	AVG	NET	TB	IN-20	LG	BLK.
Kyle Larson	60	2591	43.2	35.6	8	13	75	1
BENGALS	61	2591	42.5	35.6	8	13	75	1
OPPONENTS	50	2106	42.1	37.4	4	18	56	0

PUNT RETURNS	NO	FC	YDS	AVG	LG	TD
Keiwan Ratliff	28	14	157	5.6	13	0
BENGALS	28	14	157	5.6	13	0
OPPONENTS	32	7	260	8.1	27	0

KICKOFF RETURNS	NO	YDS	AVG	LG	TD
Tab Perry	64	1562	24.4	94	0
Matt Schobel	2	4	2.0	4	0
Deltha O'Neal	1	14	14.0	14	0
BENGALS	67	1580	23.6	94	0
OPPONENTS	85	1787	21.0	99t	1

FIELD GOALS	1-19	20-29	30-39	40-49	50+
Shayne Graham	0-0	11-11	10-11	7-9	0-1
BENGALS	0-0	11-11	10-11	7-9	0-1
OPPONENTS	1-1	12-12	7-8	3-4	2-3
Shayne Graham: (32G, 23G), (40G, 29G, 30G), (33G), (24G, 42N, 27G, 46G), (31G, 48G), (52N, 21G), (30N, 26G, 39G), (—), (48N), (43G, 41G, 44G), (26G, 31G), (30G), (21G, 27G, 37G), (28G, 33G), (31G, 27G), (49G).					
Opponents: (29G, 34G), (—), (39N), (28G), (32G, 51G, 53G), (24G, 29G, 47G), (27G, 39G), (—), (34G, 32G, 31G), (19G), (54N), (23G), (41G, 29G), (45G), (21G, 24G, 48N, 22G), (39G, 24G, 23G).					

## USUAL STARTERS

OFFENSE	DEFENSE
WR Chad Johnson	LDE Justin Smith
LOT Levi Jones	LDT Bryan Robinson,
LG Eric Steinbach	RDT Shaun Smith
C Rich Braham	RDE John Thornton
RG Bobbie Williams	SLB Robert Geathers
ROT Willie Anderson	SS Landon Johnson,
TE Reggie Kelly	FS David Pollack
WR T.J. Houshmandzadeh	MLB Odell Thurman
QB Carson Palmer	WLB Brian Simmons
HB Rudi Johnson	LCB Deltha O'Neal
FB Jeremi Johnson	RCB Tory James
	SS Ifeanyi Ohalet
	FS Kevin Kaesviharn

DEFENSE*	ST	AT	TT	SKS-YDS	INT-YDS	PD	FF	FR-YDS
Odell Thurman	68	37	105	1.5-13	5-59	9	4	0-0
Kevin Kaesviharn	63	24	87	1-6	3-9	8	0	3-0
Brian Simmons	52	32	84	4-29	2-15	7	3	0-0
Landon Johnson	58	24	82	0-0	0-0	2	1	0-0
Justin Smith	45	21	66	6-24	0-0	2	1	1-0
Deltha O'Neal	56	9	65	0-0	10-103	20	0	1-26
Tory James	49	8	57	0-0	5-5	14	1	1-26
Ifeanyi Ohalet	36	15	51	0-0	1-15	2	0	0-0
Keiwan Ratliff	37	6	43	0-0	3-52	3	1	1-0
John Thornton	24	18	42	2-14	1-0	1	2	1-0
Robert Geathers	25	9	34	3-20	0-0	1	1	0-0
David Pollack	22	6	28	4.5-34	0-0	1	0	1-6
Shaun Smith	18	8	26	0-0	0-0	0	0	0-0
Madieu Williams	16	5	21	0-0	1-2	3	0	0-0
Anthony Mitchell	17	2	19	1-4	0-0	0	0	0-0
Bryan Robinson	9	9	18	0-0	0-0	0	0	0-0
Carl Powell	9	4	13	1-4	0-0	1	0	0-0
Duane Clemons	10	2	12	2-12	0-0	1	0	1-0
Rashad Bauman	8	0	8	0-0	0-0	1	0	0-0
Caleb Miller	6	1	7	0-0	0-0	0	0	1-0
Matthias Askew	2	2	4	0-0	0-0	0	1	0-0
Jonathan Fanene	2	1	3	0-0	0-0	0	0	0-0
Patrick Body	1	0	1	0-0	0-0	0	0	0-0
Hannibal Navies	1	0	1	0-0	0-0	0	0	0-0
(team)	—	—	—	2-20	—	—	—	—

SPECIAL TEAMS*	ST	AT	TT	FF	FR-YDS	BP	BFG	BXP
Marcus Wilkins	11	5	16	1	0-0	0	0	0
Kevin Walter	10	6	16	0	0-0	0	0	0
Tab Perry	10	2	12	1	1-0	0	0	0
Shayne Graham	7	4	11	0	0-0	0	0	0
Anthony Mitchell	5	6	11	0	0-0	0	0	0
Hannibal Navies	9	1	10	1	1-0	0	0	0
Caleb Miller	6	3	9	0	0-0	0	0	0
Greg Brooks	7	1	8	0	0-0	0	0	0
Tony Stewart	4	4	8	0	0-0	0	0	0
Reggie Myles	5	0	5	0	0-0	0	0	0
Landon Johnson	3	2	5	0	0-0	0	0	0
Ifeanyi Ohalet	4	0	4	0	0-0	0	0	0
Rashad Bauman	3	1	4	0	0-0	0	0	0
Patrick Body	3	0	3	0	0-0	0	0	0
Keiwan Ratliff	3	0	3	0	0-0	0	0	0
Larry Stevens	2	1	3	0	0-0	0	0	0
Kyle Larson	2	0	2	0	0-0	0	0	0
Brad St. Louis	2	0	2	0	0-0	0	0	0
Madieu Williams	1	1	2	0	0-0	0	0	0
Reggie Kelly	1	0	1	0	0-0	0	0	0
Matt Schobel	1	0	1	0	0-0	0	0	0
Kenny Watson	1	0	1	0	0-0	0	0	0
Tory James	0	1	1	0	0-0	0	0	0

MISCELLANEOUS DEFENSE*	ST	AT	TT	FF	FR-YDS
T.J. Houshmandzadeh	4	0	4	0	0-0
Bobbie Williams	4	0	4	0	0-0
Willie Anderson	2	0	2	0	0-0
Matt Schobel	2	0	2	0	0-0
Levi Jones	1	0	1	1	0-0
Reggie Kelly	1	0	1	0	0-0
Carson Palmer	1	0	1	0	0-0
Chris Perry	1	0	1	0	0-0
Eric Steinbach	1	0	1	0	0-0
Tony Stewart	1	0	1	0	0-0

\* NOTE: All defensive statistics above are press box statistics produced at the games.

# 2006 STATISTICS

RECORD: 8-8-0

HEAD COACH: MARVIN LEWIS

DATE	W-L	SCORE	OPPONENT	ATTENDANCE
9-10-06	W	23-10	at Kansas City	77,956
9-17-06	W	34-17	CLEVELAND	66,072
9-24-06	W	28-20	at Pittsburgh	64,922
10-1-06	L	13-38	NEW ENGLAND	66,035
10-8-06			— BYE —	
10-15-06	L	13-14	at Tampa Bay	65,732
10-22-06	W	17-14	CAROLINA	65,964
10-29-06	L	27-29	ATLANTA	65,978
11-5-06	L	20-26	at Baltimore	70,792
11-12-06	L	41-49	SAN DIEGO	65,917
11-19-06	W	31-16	at New Orleans	68,001
11-26-06	W	30-0	at Cleveland	72,926
11-30-06	W	13-7	BALTIMORE	65,973
12-10-06	W	27-10	OAKLAND	65,882
12-18-06	L	16-34	at Indianapolis	57,292
12-24-06	L	23-24	at Denver	75,759
12-31-06	L	17-23 (OT)	PITTSBURGH	66,049

TEAM STATISTICS	BENGALS	OPPONENTS
TOTAL FIRST DOWNS	313	337
Rushing	88	109
Passing	200	206
Penalty	25	22
3rd Down: Made-Att	72-201	88-211
3rd Down Pct.	35.8	41.7
4th Down: Made-Att	6-9	11-21
4th Down Pct.	66.7	52.4
POSSESSION AVG.	28:34	31:26
TOTAL NET YARDS	5462	5681
Avg. Per Game	341.4	355.1
Total Plays	994	1038
Avg. Per Play	5.5	5.5
NET YARDS RUSHING	1629	1863
Avg. Per Game	101.8	116.4
Total Rushes	435	448
NET YARDS PASSING	3833	3818
Avg. Per Game	239.6	238.6
Sacked-Yards Lost	36-233	35-211
Gross Yards	4066	4029
Att.-Completions	523-327	555-349
Completion Pct.	62.5	62.9
Had Intercepted	13	19
PUNTS-AVG.	77-44.5	72-43.5
Net Punting Avg.	38.6	37.4
PENALTIES-YARDS	92-717	97-836
FUMBLES-BALLS LOST	25-11	24-12
TOUCHDOWNS	43	40
Rushing	14	15
Passing	28	24
Returns	1	1

SCORE BY PERIODS	1	2	3	4	OT	PTS
BENGALS	86	111	58	118	0	373
OPPONENTS	50	76	85	114	6	331

SCORING	TD	TD-R	TD-P	TD-R	K-PAT	FG	S	PTS
Shayne Graham	0	0	0	0	40-42	25-30	0	115
Rudi Johnson	12	12	0	0	—	—	0	72
Chris Henry	9	0	9	0	—	—	0	54
T.J. Houshmandzadeh	9	0	9	0	—	—	0	54
Chad Johnson	7	0	7	0	—	—	0	42
Jeremi Johnson	1	1	0	0	—	—	0	6
Reggie Kelly	1	0	1	0	—	—	0	6
Ethan Kilmer	1	0	0	1	—	—	0	6
Tony Stewart	1	0	1	0	—	—	0	6
Kelley Washington	1	0	1	0	—	—	0	6
Kenny Watson	1	1	0	0	—	—	0	6
BENGALS	43	14	28	1	40-42	25-30	0	373
OPPONENTS	40	15	24	1	37-38	18-25	0	331

Two-point conversions: None. BENGALS 0-1, OPPONENTS 0-1.

RUSHING	ATT	YDS	AVG	LG	TD
Rudi Johnson	341	1309	3.8	22t	12
Kenny Watson	25	138	5.5	18	1
Chris Perry	10	57	5.7	18	0
Jeremi Johnson	15	56	3.7	15	1
Carson Palmer	26	37	1.4	11	0
Chad Johnson	6	24	4.0	8	0
Reggie McNeal	1	8	8.0	8	0
T.J. Houshmandzadeh	3	6	2.0	13	0
Tab Perry	2	4	2.0	2	0
Quincy Wilson	2	2	1.0	5	0
Anthony Wright	4	-12	-3.0	-1	0
BENGALS	435	1629	3.7	22t	14
OPPONENTS	448	1863	4.2	41	15

RECEIVING	REC	YDS	AVG	LG	TD
T.J. Houshmandzadeh	90	1081	12.0	40t	9
Chad Johnson	87	1369	15.7	74t	7
Chris Henry	36	605	16.8	71	9
Kenny Watson	23	213	9.3	46	0
Rudi Johnson	23	124	5.4	18	0
Reggie Kelly	21	254	12.1	32	1
Tony Stewart	14	120	8.6	26	1
Kelley Washington	9	115	12.8	22t	1
Chris Perry	9	42	4.7	12	0
Jeremi Johnson	6	37	6.2	17	0
Tab Perry	5	81	16.2	30	0
Antonio Chatman	3	22	7.3	10	0
Glenn Holt	1	3	3.0	3	0
BENGALS	327	4066	12.4	74t	28
OPPONENTS	349	4029	11.5	75	24

INTERCEPTIONS	NO	YDS	AVG	LG	TD
Kevin Kaesviharn	6	24	4.0	22	0
Tory James	4	44	11.0	28	0
Madieu Williams	3	33	11.0	25	0
Brian Simmons	2	5	2.5	5	0
Ethan Kilmer	1	52	52.0	52t	1
Dexter Jackson	1	46	46.0	46	0
Deltha O'Neal	1	42	42.0	42	0
Landon Johnson	1	2	2.0	2	0
BENGALS	19	248	13.1	52t	1
OPPONENTS	13	180	13.8	49t	1

PUNTING	NO	YDS	AVG	NET	TB	IN-20	LG	BLK.
Kyle Larson	77	3428	44.5	38.6	11	26	67	0
BENGALS	77	3428	44.5	38.6	11	26	67	0
OPPONENTS	72	3131	43.5	37.4	10	22	65	0

PUNT RETURNS	NO	FC	YDS	AVG	LG	TD
Keiwan Ratliff	27	9	176	6.5	38	0
Antonio Chatman	8	3	53	6.6	19	0
Deltha O'Neal	1	2	10	10.0	10	0
BENGALS	36	14	239	6.6	38	0
OPPONENTS	42	9	236	5.6	43	0

KICKOFF RETURNS	NO	YDS	AVG	LG	TD
Chris Perry	21	412	19.6	36	0
Glenn Holt	17	419	24.6	38	0
Kenny Watson	10	198	19.8	34	0
Antonio Chatman	4	93	23.3	31	0
Tab Perry	4	69	17.3	34	0
Reggie Kelly	2	8	4.0	8	0
Tony Stewart	1	10	10.0	10	0
Keiwan Ratliff	0f	0	—	—	0
BENGALS	59	1209	20.5	38	0
OPPONENTS	70	1472	21.0	49	0

FIELD GOALS	1-19	20-29	30-39	40-49	50+
Shayne Graham	0-0	9-9	8-9	6-8	2-4
BENGALS	0-0	9-9	8-9	6-8	2-4
OPPONENTS	0-0	5-6	9-9	4-8	0-2

Shayne Graham: (37G, 42G, 36G), (44N, 37G, 37G), (—), (40G, 45G), (37G, 47G, 62N), (23G), (51G, 26G), (51G, 31G), (51N, 21G, 44G), (21G), (24G), (23G, 27G, 46N), (—), (27G, 30G, 28G), (46G), (34G, 39N).

Opponents: (29G, 51N), (30G), (48B, 37G, 36G), (48N, 24G), (43N), (—), (42G, 40G, 39G), (43G, 25G, 36G, 35G), (—), (24G), (48N), (29N), (51N, 33G), (30G, 44G), (24G), (35G).

PASSING	ATT	CMP	YDS	CMP%	YDS/ATT	TD	TD%	INT	INT%	LG	SKD-YDS	RAT
Carson Palmer	520	324	4035	62.3	7.76	28	5.4	13	2.5	74t	36-233	93.9
Anthony Wright	3	3	31	100.0	10.33	0	0.0	0	0.0	22	0-0	109.7
BENGALS	523	327	4066	62.5	7.77	28	5.4	13	2.5	74t	36-233	94.1
OPPONENTS	555	349	4029	62.9	7.26	24	4.3	19	3.4	75	35-211	84.9

## USUAL STARTERS

OFFENSE	DEFENSE
WR Chad Johnson	LDE Bryan Robinson
LOT Andrew Whitworth,	LDT Sam Adams
Levi Jones	RDT John Thornton
LG Eric Steinbach	RDE Justin Smith
C Eric Ghiaciuc	SLB Rashad Jeanty
RG Bobbie Williams	MLB Brian Simmons,
ROT Willie Anderson	Ahmad Brooks,
TE Reggie Kelly	Caleb Miller
WR T.J. Houshmandzadeh	WLB Landon Johnson
QB Carson Palmer	LCB Johnathan Joseph,
HB Rudi Johnson	Deltha O'Neal
FB Jeremi Johnson	RCB Tory James
	SS Dexter Jackson,
	FS Madieu Williams

DEFENSE*	ST	AT	TT	SKS-YDS	INT-YDS	PD	FF	FR-YDS
Landon Johnson	73	34	107	0.5-4	1-2	5	3	0-0
Caleb Miller	61	30	91	1-7	0-0	3	1	1-0
Madieu Williams	63	19	82	0-0	3-33	13	1	0-0
Justin Smith	49	31	80	7.5-50.5	0-0	3	1	2-0
Brian Simmons	34	27	61	0-0	2-5	5	1	1-0
Kevin Kaesviharn	46	14	60	4-23	6-24	9	1	0-0
Johnathan Joseph	45	12	57	0-0	0-0	20	0	1-0
Dexter Jackson	39	16	55	1-4	1-46	4	0	1-0
Rashad Jeanty	35	20	55	0-0	0-0	2	1	0-0
Tory James	34	9	43	0-0	4-44	14	0	0-0
John Thornton	28	15	43	2-13	0-0	3	1	1-0
Domata Peko	21	22	43	2.5-19	0-0	0	1	0-0
Bryan Robinson	29	13	42	3-14	0-0	2	1	0-0
Robert Geathers	28	14	42	10.5-62.5	0-0	0	0	0-0
Deltha O'Neal	30	7	37	0-0	1-42	10	0	1-0
Ahmad Brooks	20	9	29	1-6	0-0	2	0	0-0
Keiwan Ratliff	13	4	17	0-0	0-0	2	0	0-0
Sam Adams	10	4	14	2-8	0-0	0	0	0-0
Shaun Smith	6	4	10	0-0	0-0	1	0	0-0
Jonathan Fanene	4	0	4	0-0	0-0	0	0	0-0
Herana-Daze Jones	2	2	4	0-0	0-0	0	0	0-0
Andre Frazier	2	1	3	0-0	0-0	1	0	0-0
Ethan Kilmer	2	1	3	0-0	1-52	1	0	0-0
Marcus Wilkins	1	0	1	0-0	0-0	0	0	0-0
David Pollack	0	1	1	0-0	0-0	0	0	0-0

SPECIAL TEAMS*	ST	AT	TT	FF	FR-YDS	BP	BFG	BXP
Herana-Daze Jones	12	6	18	1	0-0	0	0	0
Ethan Kilmer	12	4	16	0	1-0	0	0	0
Tony Stewart	8	6	14	0	2-0	0	0	0
Marcus Wilkins	8	6	14	0	0-0	0	0	0
Kenny Watson	8	2	10	0	0-0	0	0	0
Andre Frazier	6	4	10	0	0-0	0	0	0
Caleb Miller	5	5	10	0	0-0	0	0	0
Madieu Williams	5	3	8	1	0-0	0	0	0
Landon Johnson	5	1	6	0	0-0	0	0	0
Rashad Jeanty	4	1	5	0	1-0	0	0	0
John Busing	3	1	4	0	0-0	0	0	0
Kevin Kaesviharn	3	1	4	0	0-0	0	0	0
Tab Perry	2	0	2	0	0-0	0	0	0
Kelley Washington	2	0	2	0	0-0	0	0	0
Ahmad Brooks	1	1	2	0	0-0	0	0	0
Glenn Holt	1	1	2	0	0-0	0	0	0
Keiwan Ratliff	1	1	2	0	0-0	0	0	0
Shayne Graham	1	0	1	0	0-0	0	0	0
Greg Brooks	0	1	1	0	0-0	0	0	0
Johnathan Joseph	0	0	0	0	0-0	0	0	1
John Thornton	0	0	0	0	0-0	0	1	0

MISCELLANEOUS DEFENSE*	ST	AT	TT	FF	FR-YDS
Carson Palmer	3	0	3	0	0-0
Eric Steinbach	2	1	3	0	0-0
Eric Ghiaciuc	2	0	2	0	0-0
Jeremi Johnson	2	0	2	0	0-0
Reggie Kelly	2	0	2	0	0-0
Willie Anderson	1	0	1	0	0-0
Stacy Andrews	1	0	1	0	0-0
Chris Henry	1	0	1	0	0-0
T.J. Houshmandzadeh	1	0	1	0	0-0
Levi Jones	1	0	1	0	0-0

\* NOTE: All defensive statistics above are press box statistics produced at the games.

# 2007 STATISTICS

RECORD: 7-9-0

HEAD COACH: MARVIN LEWIS

DATE	W-L	SCORE	OPPONENT	ATTENDANCE
9-10-07	W	27-20	BALTIMORE	66,093
9-16-07	L	45-51	at Cleveland	72,801
9-23-07	L	21-24	at Seattle	68,110
10-1-07	L	13-34	NEW ENGLAND	66,113
10-7-07			— BYE —	
10-14-07	L	20-27	at Kansas City	76,846
10-21-07	W	38-31	N.Y. JETS	65,868
10-28-07	L	13-24	PITTSBURGH	66,188
11-4-07	L	21-33	at Buffalo	70,745
11-11-07	W	21-7	at Baltimore	71,130
11-18-07	L	27-35	ARIZONA	65,403
11-25-07	W	35-6	TENNESSEE	65,489
12-2-07	L	10-24	at Pittsburgh	58,842
12-9-07	W	19-10	ST. LOUIS	65,143
12-15-07	L	13-20	at San Francisco	68,053
12-23-07	W	19-14	CLEVELAND	66,023
12-30-07	W	38-25	at Miami	70,461

TEAM STATISTICS	BENGALS	OPPONENTS
TOTAL FIRST DOWNS	320	313
Rushing	81	98
Passing	213	200
Penalty	26	15
3rd Down: Made-Att	96-208	86-201
3rd Down Pct.	46.2	42.8
4th Down: Made-Att	4-12	9-17
4th Down Pct.	33.3	52.9
POSSESSION AVG.	29:26	30:34
TOTAL NET YARDS	5568	5580
Avg. Per Game	348.8	348.8
Total Plays	1008	1011
Avg. Per Play	5.5	5.5
NET YARDS RUSHING	1556	1893
Avg. Per Game	97.3	118.3
Total Rushes	416	449
NET YARDS PASSING	4012	3687
Avg. Per Game	250.8	230.4
Sacked-Yards Lost	17-119	22-128
Gross Yards	4131	3815
Att.-Completions	575-373	540-353
Completion Pct.	64.9	65.4
Had Intercepted	20	19
PUNTS-AVG.	59-41.3	58-39.7
Net Punting Avg.	35.2	36.7
PENALTIES-YARDS	90-670	88-712
FUMBLES-BALLS LOST	20-10	28-16
TOUCHDOWNS	41	44
Rushing	10	11
Passing	26	29
Returns	5	4

SCORE BY PERIODS	1	2	3	4	OT	PTS
------------------	---	---	---	---	----	-----

BENGALS	78	109	90	103	0	380
OPPONENTS	64	146	68	107	0	385

SCORING	TD	TD-R	TD-P	TD-R	K-PAT	FG	S	PTS
Shayne Graham	0	0	0	0	37-37	31-34	0	130
T.J. Houshmandzadeh	12	0	12	0	—	—	0	72
Chad Johnson	8	0	8	0	—	—	0	48
Kenny Watson	7	7	0	0	—	—	0	42
Rudi Johnson	4	3	1	0	—	—	0	26
Chris Henry	2	0	2	0	—	—	0	12
Glenn Holt	2	0	1	1	—	—	0	12
Antonio Chatman	1	0	1	0	—	—	0	6
DeDe Dorsey	1	0	0	1	—	—	0	6
Jeremi Johnson	1	0	1	0	—	—	0	6
Landon Johnson	1	0	0	1	—	—	0	6
Johnathan Joseph	1	0	0	1	—	—	0	6
Chinedum Ndukwe	1	0	0	1	—	—	0	6
Lemar Marshall	0	0	0	0	—	—	1	2
Kyle Larson	0	0	0	0	—	—	0	0
BENGALS	41	10	26	5	37-38	31-34	1	380
OPPONENTS	44	11	29	4	42-42	25-27	0	385

Two-point conversions: Rudi Johnson. BENGALS 1-3, OPPONENTS 2-2.

Fumbles-balls lost: Carson Palmer 5-1, Glenn Holt 3-2, Rudi Johnson 3-2, Kenny Watson 3-2, T.J. Houshmandzadeh 2-1, Chad Johnson 2-1, Tab Perry 1-1, Alex Stepanovich 1-0. BENGALS 20-10, OPPONENTS 28-16.

PASSING	ATT	CMP	YDS	CMP%	YDS/ATT	TD	TD%	INT	INT%	LG	SKD-YDS	RAT
Carson Palmer	575	373	4131	64.9	7.18	26	4.5	20	3.5	70t	17-119	86.7
BENGALS	575	373	4131	64.9	7.18	26	4.5	20	3.5	70t	17-119	86.7
OPPONENTS	540	353	3815	65.4	7.06	29	5.4	19	3.5	73	22-128	89.2

RUSHING	ATT	YDS	AVG	LG	TD
Kenny Watson	178	763	4.3	24	7
Rudi Johnson	170	497	2.9	22	3
DeDe Dorsey	21	183	8.7	45	0
Chad Johnson	6	47	7.8	16	0
Jeremi Johnson	7	25	3.6	12	0
T.J. Houshmandzadeh	5	14	2.8	8	0
Carson Palmer	24	10	0.4	10	0
Tab Perry	1	9	9.0	9	0
Antonio Chatman	1	5	5.0	5	0
Glenn Holt	2	2	1.0	1	0
Skyler Green	1	1	1.0	1	0
BENGALS	416	1556	3.7	45	10
OPPONENTS	449	1893	4.2	66t	11

RECEIVING	REC	YDS	AVG	LG	TD
T.J. Houshmandzadeh	112	1143	10.2	42t	12
Chad Johnson	93	1440	15.5	70t	8
Kenny Watson	52	374	7.2	43	0
Chris Henry	21	343	16.3	52t	2
Reggie Kelly	20	211	10.6	26	0
Antonio Chatman	19	149	7.8	15	1
Glenn Holt	16	143	8.9	22	1
Rudi Johnson	13	110	8.5	33	1
Daniel Coats	12	122	10.2	25	0
Jeremi Johnson	6	32	5.3	14	1
DeDe Dorsey	4	19	4.8	17	0
Skyler Green	3	33	11.0	18	0
Tab Perry	1	7	7.0	7	0
Marcus Maxwell	1	5	5.0	5	0
BENGALS	373	4131	11.1	70t	26
OPPONENTS	353	3815	10.8	73	29

INTERCEPTIONS	NO	YDS	AVG	LG	TD
Leon Hall	5	16	3.2	12	0
Johnathan Joseph	4	76	19.0	42t	1
Chinedum Ndukwe	3	44	14.7	44	0
Madieu Williams	2	40	20.0	35	0
Dexter Jackson	2	7	3.5	7	0
Robert Geathers	1	30	30.0	30	0
Deltha O'Neal	1	7	7.0	7	0
Michael Myers	1	0	0.0	0	0
BENGALS	19	220	11.6	44	1
OPPONENTS	20	294	14.7	55t	3

PUNTING	NO	YDS	AVG	NET	TB	IN-20	LG	BLK
Kyle Larson	59	2437	41.3	35.2	3	21	55	0
BENGALS	59	2437	41.3	35.2	3	21	55	0
OPPONENTS	58	2302	39.7	36.7	2	20	58	1

PUNT RETURNS	NO	FC	YDS	AVG	LG	TD
Antonio Chatman	18	8	93	5.2	19	0
Skyler Green	9	10	38	4.2	9	0
BENGALS	27	18	131	4.9	19	0
OPPONENTS	33	10	299	9.1	63t	1

KICKOFF RETURNS	NO	YDS	AVG	LG	TD
Glenn Holt	59f	1432	24.3	100t	1
Tab Perry	7	145	20.7	26	0
Reggie Kelly	3f	38	12.7	15	0
Antonio Chatman	2	49	24.5	34	0
DeDe Dorsey	2	20	10.0	20	0
BENGALS	73	1684	23.1	100t	1
OPPONENTS	76	1732	22.8	85	0

FIELD GOALS	1-19	20-29	30-39	40-49	50+
Shayne Graham	1-1	11-12	13-13	6-7	0-1
BENGALS	1-1	11-12	13-13	6-7	0-1
OPPONENTS	1-1	11-11	9-9	3-4	1-2
Shayne Graham: (53N, 23G, 40G), (20G), (43G, 24G), (40G, 48G), (33G, 36G), (20G), (31G, 20G), (—), (34G, 19G, 22G, 35G, 35G, 21G, 33G), (41G, 38G), (26N), (43N, 24G), (27G, 38G, 32G, 46G), (24G, 35G), (29G, 38G), (30G).					
Opponents: (36G, 23G), (39G, 39G, 18G), (23G), (31G, 36G), (32G, 20G), (24G, 35G, 43G), (40G), (23G, 21G, 29G, 38G), (—), (54N), (28G, 23G), (21G), (40N, 50G), (29G, 38G), (—), (49G).					

## USUAL STARTERS

OFFENSE	DEFENSE
WR Chad Johnson	LDE Robert Geathers
LOT Levi Jones	LDT Domata Peko
LG Andrew Whitworth	RDT John Thornton
C Eric Ghiaciuc	RDE Justin Smith
RG Bobbie Williams	SLB Rashad Jeanty
ROT Stacy Andrews,	MLB Landon Johnson,
Willie Anderson	Anthony Schlegel
TE Reggie Kelly	WLB Dhani Jones,
WR T.J. Houshmandzadeh	Landon Johnson
QB Carson Palmer	LCB Deltha O'Neal,
HB Rudi Johnson,	Johnathan Joseph
Kenny Watson	Leon Hall,
FB Jeremi Johnson	Johnathan Joseph
	SS Dexter Jackson,
	FS Madieu Williams

DEFENSE*	ST	AT	TT	SKS-YDS	INT-YDS	PD	FF	FR-YDS
Landon Johnson	66	38	104	1-8	0-0	4	0	2-34
Dhani Jones	56	30	86	1-2	0-0	3	2	0-0
Justin Smith	49	29	78	2-6	0-0	3	0	0-0
Dexter Jackson	43	28	71	0.5-3.5	2-7	3	1	2-19
Madieu Williams	57	13	70	2-4	2-40	7	1	1-2
Leon Hall	48	13	61	0-0	5-16	12	1	0-0
Johnathan Joseph	45	13	58	0-0	4-76	15	0	0-0
Deltha O'Neal	48	4	52	0-0	1-7	9	1	1-0
Domata Peko	36	16	52	1.5-3.5	0-0	1	0	1-0
Robert Geathers	25	22	47	3.5-26	1-30	3	1	1-0
Chinedum Ndukwe	27	8	35	2-15	3-44	6	1	1-54
Michael Myers	20	13	33	1-4	1-0	2	0	0-0
John Thornton	24	8	32	1-6	0-0	1	0	1-0
Rashad Jeanty	21	10	31	0-0	0-0	1	1	2-0
Anthony Schlegel	16	13	29	0-0	0-0	0	0	0-0
Bryan Robinson	13	7	20	1.5-11	0-0	2	1	0-0
Marvin White	10	3	13	0-0	0-0	4	0	0-0
Caleb Miller	7	1	8	0-0	0-0	3	0	0-0
Frostee Rucker	7	1	8	0-0	0-0	0	1	1-0
Lemar Marshall	5	2	7	1-6	0-0	1	1	0-0
Blue Adams	6	0	6	1-7	0-0	0	0	0-0
Ahmad Brooks	5	1	6	1-7	0-0	0	1	0-0
Jonathan Fanene	4	1	5	1-8	0-0	1	0	1-0
John Busing	3	1	4	0-0	0-0	0	0	0-0
Herana-Daze Jones	3	1	4	0-0	0-0	0	0	0-0
Corey Mays	0	3	3	0-0	0-0	1	0	0-0
David Jones	1	0	1	0-0	0-0	0	0	0-0
Keiwan Ratliff	1	0	1	0-0	0-0	0	0	0-0
(team)	—	—	—	1-11	—	—	—	—

SPECIAL TEAMS*	ST	AT	TT	FF	FR-YDS	BP	BFG	BXP
Herana-Daze Jones .....	13	2	15	0	0-0	0	0	0
Corey Mays .....	5	6	11	0	0-0	0	0	0
John Busing .....	7	3	10	0	0-0	0	0	0
Leon Hall .....	8	1	9	0	0-0	0	0	0
Blue Adams .....	7	2	9	0	0-0	0	0	0
Chinedum Ndukwe .....	7	2	9	2	0-0	0	0	0
Rashad Jeanty .....	5	2	7	1	0-0	0	0	0
Marvin White .....	5	2	7	0	1-0	0	0	0
Daniel Coats .....	6	0	6	0	0-0	0	0	0
Roy Manning .....	4	2	6	0	0-0	0	0	0
Landon Johnson .....	5	0	5	0	0-0	0	0	0
Johnathan Joseph .....	4	0	4	0	0-0	0	0	0
Caleb Miller .....	4	0	4	0	0-0	0	0	0
Madieu Williams .....	1	3	4	0	0-0	0	0	0
Clifton Dawson .....	3	0	3	0	0-0	0	0	0
Dhani Jones .....	2	1	3	0	0-0	0	0	0
Anthony Schlegel .....	1	2	3	0	0-0	0	0	0
Jim Maxwell .....	0	3	3	0	0-0	0	0	0
Marcus Maxwell .....	2	0	2	0	0-0	0	0	0
Glenn Holt .....	0	2	2	0	0-0	0	0	0
DeDe Dorsey .....	1	0	1	0	0-0	1	0	0
Dexter Jackson .....	1	0	1	0	0-0	0	0	0
David Jones .....	1	0	1	0	0-0	0	0	0
Lemar Marshall .....	1	0	1	0	0-0	0	0	0
Andre Frazier .....	0	1	1	0	0-0	0	0	0
Kyle Larson .....	0	1	1	0	0-0	0	0	0
Tab Perry .....	0	1	1	0	0-0	0	0	0

RECORD: 4-11-1

HEAD COACH: MARVIN LEWIS

DATE	W-L	SCORE	OPPONENT	ATTENDANCE
9-7-08	L	10-17	at Baltimore	70,978
9-14-08	L	7-24	TENNESSEE	64,540
9-21-08	L	23-26 (OT)	at N.Y. Giants	79,276
9-28-08	L	12-20	CLEVELAND	65,541
10-5-08	L	22-31	at Dallas	62,655
10-12-08	L	14-26	at N.Y. Jets	78,161
10-19-08	L	10-38	PITTSBURGH	65,860
10-26-08	L	6-35	at Houston	70,112
11-2-08	W	21-19	JACKSONVILLE	64,238
11-9-08			— BYE —	
11-16-08	T	13-13 (OT)	PHILADELPHIA	64,633
11-20-08	L	10-27	at Pittsburgh	59,854
11-30-08	L	3-34	BALTIMORE	63,871
12-7-08	L	3-35	at Indianapolis	66,402
12-14-08	W	20-13	WASHINGTON	63,996
12-21-08	W	14-0	at Cleveland	72,361
12-28-08	W	16-6	KANSAS CITY	63,984

TEAM STATISTICS	BENGALS	OPPONENTS
TOTAL FIRST DOWNS .....	245	296
Rushing .....	80	106
Passing .....	145	169
Penalty .....	20	21
3rd Down: Made-Att .....	82-236	93-218
3rd Down Pct. ....	34.7	42.7
4th Down: Made-Att .....	7-14	5-11
4th Down Pct. ....	50.0	45.5
POSSESSION AVG. ....	28:40	31:20
TOTAL NET YARDS .....	3926	5208
Avg. Per Game .....	245.4	325.5
Total Plays .....	984	1013
Avg. Per Play .....	4.0	5.1
NET YARDS RUSHING .....	1520	1921
Avg. Per Game .....	95.0	120.1
Total Rushes .....	420	490
NET YARDS PASSING .....	2406	3287
Avg. Per Game .....	150.4	205.4
Sacked-Yards Lost .....	51-271	17-122
Gross Yards .....	2677	3409
Att.-Completions .....	513-303	506-315
Completion Pct. ....	59.1	62.3
Had Intercepted .....	15	12
PUNTS-AVG. ....	101-39.1	79-43.6
Net Punting Avg. ....	34.1	37.6
PENALTIES-YARDS .....	75-591	102-772
FUMBLES-BALLS LOST .....	27-11	20-12
TOUCHDOWNS .....	20	43
Rushing .....	6	15
Passing .....	11	23
Returns .....	3	5

SCORE BY PERIODS	1	2	3	4	OT	PTS
BENGALS.....	51	92	20	41	0	204
OPPONENTS.....	54	94	82	121	2	264

SCORING	TD	TD-R	TD-P	TD-RT	K-PAT	FG	S	PTS
Shayne Graham.....	0	0	0	0	15-15	21-24	0	78
T.J. Houshmandzadeh.....	4	0	4	0	—	—	0	24
Chad Johnson.....	4	0	4	0	—	—	0	24
Cedric Benson.....	2	2	0	0	—	—	0	12
Ryan Fitzpatrick.....	2	2	0	0	—	—	0	12
Chris Henry.....	2	0	2	0	—	—	0	12
Chris Perry.....	2	2	0	0	—	—	0	12
Leon Hall.....	1	0	0	1	—	—	0	6
Glenn Holt.....	1	0	1	0	—	—	0	6
Johnathan Joseph.....	1	0	0	1	—	—	0	6
Chinedum Ndukwe.....	1	0	0	1	—	—	0	6
Dave Rayner.....	0	0	0	0	3-3	1-1	0	6
BENGALS.....	20	6	11	3	18-18	22-25	0	204
OPPONENTS.....	43	15	23	5	40-40	22-23	0	364

Two-point conversions: None. BENGALS 0-2, OPPONENTS 0-3.

Fumbles-lost: Ryan Fitzpatrick 11-5, Chris Perry 5-3, Eric Ghiaciuc 4-0, Cedric Benson 2-1, Carson Palmer 2-0, Antonio Chatman 1-1, Glenn Holt 1-1, Ben Utecht 1-0. BENGALS 27-11, OPPONENTS 20-12.

RUSHING	ATT	YDS	AVG	LG	TD
Cedric Benson.....	214	747	3.5	46	2
Ryan Fitzpatrick.....	60	304	5.1	22	2
Chris Perry.....	104	269	2.6	25	2
Kenny Watson.....	13	55	4.2	7	0
Andre Caldwell.....	5	53	10.6	26	0
Carson Palmer.....	6	38	6.3	15	0
James Johnson.....	9	29	3.2	12	0
T.J. Houshmandzadeh.....	1	9	9.0	9	0
DeDe Dorsey.....	5	8	1.6	7	0
Antonio Chatman.....	2	4	2.0	2	0
Jordan Palmer.....	1	4	4.0	4	0
BENGALS.....	420	1520	3.6	46	6
OPPONENTS.....	490	1921	3.9	51	15

RECEIVING	REC	YDS	AVG	LG	TD
T.J. Houshmandzadeh.....	92	904	9.8	46	4
Chad Johnson.....	53	540	10.2	26	4
Reggie Kelly.....	31	207	6.7	31	0
Antonio Chatman.....	21	194	9.2	25	0
Cedric Benson.....	20	185	9.3	79	0
Chris Perry.....	20	71	3.6	12	0
Chris Henry.....	19	220	11.6	22	2
Ben Utecht.....	16	123	7.7	14	0
Andre Caldwell.....	11	78	7.1	15	0
James Johnson.....	6	47	7.8	16	0
Glenn Holt.....	3	26	8.7	10†	1
Kenny Watson.....	3	4	1.3	3	0
DeDe Dorsey.....	2	49	24.5	36	0
Daniel Coats.....	2	19	9.5	11	0
Nate Lawrie.....	2	11	5.5	7	0
Jerome Simpson.....	1	2	2.0	2	0
Ryan Fitzpatrick.....	1	-3	-3.0	-3	0
BENGALS.....	303	2677	8.8	79	11
OPPONENTS.....	315	3409	10.8	70†	23

INTERCEPTIONS	NO	YDS	AVG	LG	TD
Leon Hall.....	3	87	29.0	50t	1
Brandon Johnson.....	2	35	17.5	35t	0
Keith Rivers.....	1	39	39.0	39	0
Chris Crocker.....	1	22	22.0	22	0
Johnathan Joseph.....	1	22	22.0	22	0
Dhani Jones.....	1	13	13.0	13	0
Chinedum Ndukwe.....	1	12	12.0	12	0
Corey Lynch.....	1	6	6.0	6	0
Marvin White.....	1	0	0.0	0	0
BENGALS.....	12	236	19.7	50t	1
OPPONENTS.....	15	279	18.6	85t	2

PUNTING	NO	YDS	AVG	NET	TB	IN-20	LG	BLK.
Kyle Larson.....	100	3945	39.5	34.1	3	28	57	1
BENGALS.....	101	3945	39.1	34.1	3	28	57	1
OPPONENTS.....	79	3443	43.6	37.6	11	22	70	0

PUNT RETURNS	NO	FC	YDS	AVG	LG	TD
Antonio Chatman.....	21	5	158	7.5	34	0
T.J. Houshmandzadeh.....	8	2	79	9.9	15	0
Leon Hall.....	3	0	16	5.3	12	0
BENGALS.....	32	7	253	7.9	34	0
OPPONENTS.....	48	22	436	9.1	73	

KICKOFF RETURNS	NO	YDS	AVG	LG	TD
Glenn Holt .....	46	1110	24.1	60	0
Andre Caldwell .....	13	338	26.0	43	0
Kenny Watson .....	4	63	15.8	24	0
Daniel Coats .....	1	18	18.0	18	0
Leon Hall .....	1	1	1.0	1	0
James Johnson .....	1	13	13.0	13	0
Jerome Simpson .....	1	8	8.0	8	0
Daniel Coats .....	0	0	—	—	0
BENGALS .....	67	1551	23.1	60	0
OPPONENTS .....	47	1059	22.5	87	0

FIELD GOALS	1-19	20-29	30-39	40-49	50+
-------------	------	-------	-------	-------	-----

Shayne Graham .....	1-1	5-5	6-7	9-11	0-0
Dave Rayner .....	0-0	1-1	0-0	0-0	0-0
BENGALS .....	1-1	6-6	6-7	9-11	0-0
OPPONENTS .....	0-0	12-12	6-6	3-4	1-1

Shayne Graham: (43G), (3/N), (2Z), 30G, 21G, (42G, 45G), (41G, 31G, 40G), (—), (—), (43G, 32G), (—), (20G, 41G, 47N, (26G), (21G), (19G), (32G, 45G), (48N), (38G, 30G, 43G). Rayner: (—), (—), (—), (—), (—), (26G), (—), (—), (—), (—), (—), (—), (—), (—), (—).

Opponents: (47N, 21G), (34G), (24G, 46G, 26G, 22G), (25G, 29G), (30G), (38G, 43G), (21G), (—), (52G, 26G), (42G, 27G), (37G, 38G), (27G, 21G), (—), (23G, 36G), (—), (—).

PASSING	ATT	CMP	YDS	CMP%	YDS/ATT	TD	TD%	INT	INT%	LG	SKD-YDS	RAT
Ryan Fitzpatrick .....	372	221	1905	59.4	5.12	8	2.2	9	2.4	79	38-193	70.0
Carson Palmer .....	129	75	731	58.1	5.67	3	2.3	4	3.1	36	11-67	69.0
Jordan Palmer .....	12	7	41	58.3	3.42	0	0.0	2	16.7	13	2-11	25.3
BENGALS .....	513	303	2677	59.1	5.22	11	2.1	15	2.9	79	51-271	78.0
OPPONENTS .....	506	315	3409	62.3	6.74	23	4.5	12	2.4	701	17-122	87.3

## USUAL STARTERS

OFFENSE		DEFENSE	
WR	Chad Johnson	LDE	Robert Geathers
LOT	Levi Jones,	LDT	Domata Peko
	Anthony Collins	RDT	John Thornton,
LG	Andrew Whitworth,		Pat Sims
	Nate Livings	RDE	Antwan Odum
C	Eric Ghiaciuc	SLB	Rashad Jeanty
RG	Bobbie Williams	MLB	Dhani Jones
ROT	Stacy Andrews	WLB	Brandon Johnson,
TE	Reggie Kelly		Keith Rivers
WR	T.J. Houshmandzadeh	LCB	Johnathan Joseph,
QB	Ryan Fitzpatrick		David Jones
HB	Cedric Benson,	RCB	Leon Hall
	Chris Perry	SS	Chinedum Ndukwe
FB	(no player started more than 4 games)	FS	Marvin White, Chris Crocker

DEFENSE*	ST	AT	TT	SKS-YDS	INT-YDS	PD	FF	FR-YDS
Dhani Jones .....	53	41	114	0-0	1-13	8	1	1-0
Rashad Jeanty .....	74	32	86	0-0	0-0	2	2	0-0
Brandon Johnson .....	42	35	77	1.5-4.5	2-35	4	0	0-0
Leon Hall .....	57	14	71	0-0	3-87	24	0	1-0
Marvin White .....	52	15	67	0-0	1-0	4	0	0-0
Domata Peko .....	29	38	67	0.5-0.5	0-0	2	0	0-0
Chinedum Ndukwe .....	42	21	63	3-25	1-12	4	0	1-15
Johnathan Joseph .....	31	11	42	0-0	1-22	13	1	1-65
David Jones .....	33	5	38	0-0	0-0	6	0	1-12
Robert Geathers .....	22	16	38	2.5-19.5	0-0	1	1	0-0
Keith Rivers .....	24	12	36	0-0	1-39	1	1	0-0
Pat Sims .....	22	13	35	1-2	0-0	0	0	0-0
Chris Crocker .....	25	9	34	1.5-10.5	1-22	2	1	0-0
Jonathan Fanene .....	21	10	31	0-0	0-0	0	0	0-0
John Thornton .....	24	6	30	3-25	0-0	2	0	0-0
Antwan Odom .....	19	7	26	3-28	0-0	2	2	0-0
Frostee Rucker .....	15	8	23	1-7	0-0	1	2	1-6
Dexter Jackson .....	14	7	21	0-0	0-0	1	0	0-0
Jamar Fletcher .....	13	2	15	0-0	0-0	3	0	1-0
Kyries Hebert .....	8	7	15	0-0	0-0	0	0	1-0
Orien Harris .....	4	10	14	0-0	0-0	0	0	0-0
Darryl Blackstock .....	7	6	13	0-0	0-0	0	0	0-0
Simeon Castille .....	5	2	7	0-0	0-0	1	0	0-0
Corey Mays .....	3	2	5	0-0	0-0	0	1	1-0
Jason Shirley .....	2	2	4	0-0	0-0	0	0	0-0
Corey Lynch .....	3	0	3	0-0	1-6	1	0	0-0
Mike Doss .....	1	1	2	0-0	0-0	1	0	0-0
Eric Henderson .....	1	1	2	0-0	0-0	0	0	0-0
John Busing .....	1	0	1	0-0	0-0	0	0	0-0

SPECIAL TEAMS*	ST	AT	TT	FF	FR-YDS	BP	BFG	BXP
Kyries Hebert.....	14	7	21	0	0-0	0	0	0
Rashad Jeanty.....	9	4	13	0	1-0	0	0	0
Corey Mays.....	8	3	11	0	0-0	0	0	0
Brad St. Louis.....	6	2	8	0	0-0	0	0	0
Darryl Blackstock.....	3	4	7	0	0-0	0	0	0
Brandon Johnson.....	4	2	6	0	0-0	0	0	0
Corey Lynch.....	2	4	6	0	0-0	0	0	0
John Busing.....	3	2	5	0	0-0	0	0	0
David Jones.....	3	2	5	0	0-0	0	0	0
Leon Hall.....	4	0	4	0	0-0	0	0	0
Herana-Daze Jones.....	4	0	4	0	0-0	0	0	0
Abdul Hodge.....	1	2	3	0	0-0	0	0	0
Jim Maxwell.....	1	2	3	0	0-0	0	0	0
Kenny Watson.....	0	3	3	0	0-0	0	0	0
Glenn Holt.....	2	0	2	0	0-0	0	0	0
Dhani Jones.....	2	0	2	0	0-0	0	0	0
Kyle Larson.....	2	0	2	0	0-0	0	0	0
Geoffrey Pope.....	2	0	2	0	0-0	0	0	0
Shayne Graham.....	1	1	2	0	0-0	0	0	0
Andre Caldwell.....	1	0	1	0	0-0	0	0	0
Jamar Fletcher.....	1	0	1	0	0-0	0	0	0
Josh Mallard.....	1	0	1	0	0-0	0	0	0
Chinedum Ndukwe.....	1	0	1	0	0-0	0	0	0
Marvin White.....	1	0	1	0	0-0	0	0	0
Daniel Coats.....	0	1	1	0	0-0	0	0	0
Chris Harrington.....	0	1	1	0	0-0	0	0	0
Nate Lawrie.....	0	1	1	0	0-0	0	0	0
Keith Rivers.....	0	1	1	0	0-0	0	0	0

MISCELLANEOUS DEFENSE *	ST	AT	TT	FF	FR-YDS
Eric Ghiaciuc .....	3	0	3	0	0-0
T.J. Houshmandzadeh .....	3	0	3	0	0-0
Andrew Whitworth .....	3	0	3	0	0-0
Ben Utecht .....	2	0	2	0	0-0
Cedric Benson .....	1	0	1	0	0-0
Daniel Coats .....	1	0	1	0	0-0
Ryan Fitzpatrick .....	1	0	1	0	0-0
Chris Henry .....	1	0	1	0	0-0
James Johnson .....	1	0	1	0	0-0
Levi Jones .....	1	0	1	0	0-0
Reggie Kelly .....	1	0	1	0	0-0
Carson Palmer .....	1	0	1	0	0-0
Chris Perry .....	1	0	1	1	0-0
Bobbie Williams .....	1	0	1	0	0-0
Chad Johnson .....	0	0	0	0	1-0

\* NOTE: All defensive statistics above are press box statistics produced at the games.



# 2009 STATISTICS

RECORD: 10-6-0

HEAD COACH: MARVIN LEWIS  
(BENGALS WON AFC NORTH DIVISION; SEE POSTSEASON  
PORTION OF TEAM HISTORY SECTION FOR POSTSEASON STATS)

DATE	W-L	SCORE	OPPONENT	ATTENDANCE
9-13-09	L	7-12	DENVER	62,831
9-20-09	W	31-24	at Green Bay	70,678
9-27-09	W	23-20	PITTSBURGH	64,538
10-4-09	W	23-20 (OT)	at Cleveland	69,844
10-11-09	W	17-14	at Baltimore	71,161
10-18-09	L	17-28	HOUSTON	64,019
10-25-09	W	45-10	CHICAGO	64,900
11-1-09		— BYE —		
11-8-09	W	17-7	BALTIMORE	64,313
11-15-09	W	18-12	at Pittsburgh	65,392
11-22-09	L	17-20	at Oakland	34,112
11-29-09	W	16-7	CLEVELAND	64,553
12-6-09	W	23-13	DETROIT	62,545
12-13-09	L	10-30	at Minnesota	63,854
12-20-09	L	24-27	at San Diego	68,889
12-27-09	W	17-10	KANSAS CITY	64,333
1-3-10	L	0-37	at N.Y. Jets	79,106

TEAM STATISTICS	BENGALS	OPPONENTS
TOTAL FIRST DOWNS	295	276
Rushing	109	95
Passing	159	165
Penalty	27	16
3rd Down: Made-Att	93-229	81-210
3rd Down Pct.	40.6	38.6
4th Down: Made-Att	10-14	7-15
4th Down Pct.	71.4	46.7
POSSESSION AVG.	31:59	28:01
TOTAL NET YARDS	4946	4822
Avg. Per Game	309.1	301.4
Total Plays	1011	980
Avg. Per Play	4.9	4.9
NET YARDS RUSHING	2056	1573
Avg. Per Game	128.5	98.3
Total Rushes	505	399
NET YARDS PASSING	2890	3249
Avg. Per Game	180.6	203.1
Sacked-Yards Lost	29-244	34-237
Gross Yards	3134	3486
Att.-Completions	477-286	547-318
Completion Pct.	60.0	58.1
Had Intercepted	13	19
PUNTS-AVG.	86-43.2	83-43.9
Net Punting Avg.	36.3	35.3
PENALTIES-YARDS	114-863	99-767
FUMBLES-BALLS LOST	24-12	17-6
TOUCHDOWNS	34	32
Rushing	9	12
Passing	21	18
Returns	4	2

SCORE BY PERIODS	1	2	3	4	OT	PTS
BENGALS	61	118	49	74	3	305
OPPONENTS	55	96	61	79	0	291

SCORING	TD	TD-R	TD-P	TD-R	K-PAT	FG	S	PTS
Shayne Graham	0	0	0	0	28-29	23-28	0	97
Chad Johnson	9	0	9	0	—	—	0	54
Cedric Benson	6	6	0	0	—	—	0	36
Laveranues Coles	5	0	5	0	—	—	0	30
Carson Palmer	3	3	0	0	—	—	0	20
Andre Caldwell	3	0	3	0	—	—	0	18
J.P. Foschi	2	0	2	0	—	—	0	12
Chris Henry	2	0	2	0	—	—	0	12
Jonathan Fanene	1	0	0	1	—	—	0	6
Robert Geathers	1	0	0	1	—	—	0	6
Johnathan Joseph	1	0	0	1	—	—	0	6
Bernard Scott	1	0	0	1	—	—	0	6
Brian Leonard	0	0	0	0	—	—	0	2
BENGALS	34	9	21	4	28-29	23-28	0	305
OPPONENTS	32	12	18	2	30-30	23-29	0	291

Two-point conversions: Brian Leonard, Carson Palmer.  
BENGALS 2-5, OPPONENTS 0-2.

Fumbles-lost: Carson Palmer 6-2, Andre Caldwell 4-2, Chad Johnson 2-2, J.T. O'Sullivan 2-2, Daniel Coats 2-1, Quan Cosby 2-0, J.P. Foschi 1-1, Jeremi Johnson 1-1, Brian Leonard 1-1, Cedric Benson 1-0, Kevin Huber 1-0, Bernard Scott 1-0. BENGALS 24-12, OPPONENTS 17-6.

PASSING	ATT	CMP	YDS	CMP%	YDS/ATT	TD	TD%	INT	INT%	LG	SKD-YDS	RAT
Carson Palmer	466	282	3094	60.5	6.64	21	4.5	13	2.8	73	26-213	83.6
J.T. O'Sullivan	11	4	40	36.4	3.64	0	0.0	0	0.0	16	3-31	47.5
BENGALS	477	286	3134	60.0	6.57	21	4.4	13	2.7	73	29-244	82.7
OPPONENTS	547	318	3486	58.1	6.37	18	3.3	19	3.5	87	34-237	73.6

RUSHING	ATT	YDS	AVG	LG	TD
Cedric Benson	301	1251	4.2	42	6
Bernard Scott	74	321	4.3	61	0
Larry Johnson	46	204	4.4	27	0
Carson Palmer	39	93	2.4	15	3
Brian Leonard	27	84	3.1	11	0
Chad Johnson	3	32	10.7	26	0
Andre Caldwell	3	22	7.3	15	0
Chris Crocker	1	21	21.0	21	0
J.T. O'Sullivan	3	12	4.0	6	0
Laveranues Coles	2	10	5.0	8	0
Jeremi Johnson	4	8	2.0	4	0
Kevin Huber	1	0	0.0	0	0
Quan Cosby	1	-2	-2.0	-2	0
BENGALS	505	2056	4.1	61	9
OPPONENTS	399	1573	3.9	57	12

RECEIVING	REC	YDS	AVG	LG	TD
Chad Johnson	72	1047	14.5	50	9
Andre Caldwell	51	432	8.5	24	3
Laveranues Coles	43	514	12.0	40	5
Brian Leonard	30	217	7.2	18	0
J.P. Foschi	27	260	9.6	27	2
Cedric Benson	17	111	6.5	19	0
Daniel Coats	16	150	9.4	23	0
Chris Henry	12	236	19.7	73	2
Jeremi Johnson	6	41	6.8	9	0
Bernard Scott	5	67	13.4	23	0
Quan Cosby	4	55	13.8	23	0
Larry Johnson	3	4	1.3	6	0
BENGALS	286	3134	11.0	73	21
OPPONENTS	318	3486	11.0	87	18

INTERCEPTIONS	NO	YDS	AVG	LG	TD
Johnathan Joseph	6	92	15.3	32	1
Leon Hall	6	47	7.8	26	0
Chris Crocker	2	38	19.0	20	0
Jonathan Fanene	1	45	45.0	45	1
Frostee Rucker	1	26	26.0	26	0
Chinedum Ndukwe	1	9	9.0	9	0
Tom Nelson	1	2	2.0	2	0
Keith Rivers	1	0	0.0	0	0
BENGALS	19	259	13.6	45	2
OPPONENTS	13	184	14.2	52	2

PUNTING	NO	YDS	AVG	NET	TB	IN-20	LG	BLK
Kevin Huber	86	3713	43.2	36.3	10	24	61	0
BENGALS	86	3713	43.2	36.3	10	24	61	0
OPPONENTS	83	3641	43.9	35.3	12	25	66	0

PUNT RETURNS	NO	FC	YDS	AVG	LG	TD
Quan Cosby	40	19	474	11.9	60	0
BENGALS	40	19	474	11.9	60	0
OPPONENTS	39	15	393	10.1	50	0

KICKOFF RETURNS	NO	YDS	AVG	LG	TD
Andre Caldwell	29	539	18.6	39	0
Bernard Scott	16	504	31.5	96	1
Quan Cosby	13	239	18.4	31	0
Brian Leonard	2	38	19.0	24	0
Laveranues Coles	1	14	14.0	14	0
Leon Hall	1	22	22.0	22	0
Daniel Coats	0	0	—	—	0
BENGALS	62	1356	21.9	96	1
OPPONENTS	58	1289	22.2	58	0

FIELD GOALS	1-19	20-29	30-39	40-49	50+
Shayne Graham	0-0	10-11	8-10	3-3	2-4
BENGALS	0-0	10-11	8-10	3-3	2-4
OPPONENTS	1-1	6-7	8-9	5-5	3-7

Shayne Graham: (—), (40G), (34G, 52N), (23B, 31G), (32B, 32G), (50G), (29G), (23G), (51N, 23G, 32G, 32G, 43G), (37N, 25G), (37G, 53G, 28G), (44G, 39G, 23G), (22G), (26G, 25G, 34G), (29G), (—).  
Opponents: (48G, 50G), (55N, 45G), (19G, 24G, 52N), (26G, 31G), (—), (28B), (22G), (38N), (28G, 33G, 35G, 34G), (57N, 52G, 33G), (—), (55N), (41G, 23G, 44G), (33G, 52G), (30G), (20G, 39G, 40G).

## USUAL STARTERS

OFFENSE	DEFENSE
WR Chad Johnson	LDE Robert Geathers
LOT Andrew Whitworth	LDT Domata Peko
LG Nate Livings,	RDT Tank Johnson
Evan Mathis	RDE Jonathan Fanene,
C Kyle Cook	Antwan Odom
RG Bobbie Williams	SLB Rey Mauluga
ROT Dennis Roland,	MLB Dhani Jones
Anthony Collins	WLB Keith Rivers
TE Daniel Coats,	LCB Johnathan Joseph
J.P. Foschi	RCB Leon Hall
WR Laveranues Coles	SS Chinedum Ndukwe
QB Carson Palmer	FS Chris Crocker
HB Cedric Benson	
FB Jeremi Johnson	

DEFENSE*	ST	AT	TT	SKS-YDS	INT-YDS	PD	FF	FR-YDS
Dhani Jones	77	36	113	3.5-26	0-0	4	1	2-0
Chinedum Ndukwe	60	25	85	2-18.5	1-9	5	0	0-0
Keith Rivers	45	26	71	1-8	1-0	2	0	0-0
Johnathan Joseph	58	11	69	0-0	6-92	20	1	0-0
Leon Hall	52	13	65	0-0	6-47	24	2	0-0
Rey Mauluga	35	24	59	1-8	0-0	2	2	0-0
Chris Crocker	39	10	49	0-0	2-38	9	1	0-0
Brandon Johnson	31	16	47	1.5-11.5	0-0	4	0	1-0
Robert Geathers	21	15	36	3.5-28.5	0-0	3	1	2-113
Jonathan Fanene	18	18	36	6-33	1-45	2	0	0-0
Pat Sims	19	15	34	0.5-2.5	0-0	0	0	1-0
Tank Johnson	16	13	29	2-7	0-0	1	0	0-0
Roy Williams	17	9	26	0-0	0-0	2	0	0-0
Domata Peko	12	11	23	0-0	0-0	1	0	0-0
Tom Nelson	18	4	22	0-0	1-2	2	0	0-0
Morgan Trent	18	4	22	1-7	0-0	4	0	0-0
Antwan Odom	18	1	19	8-51	0-0	2	0	0-0
Frostee Rucker	7	6	13	1-10	1-26	2	0	0-0
Michael Johnson	7	5	12	3-26	0-0	5	0	0-0
Rashad Jeanty	8	1	9	0-0	0-0	0	0	0-0
Kyries Hebert	7	2	9	0-0	0-0	0	0	0-0
Shaun Smith	3	5	8	0-0	0-0	0	0	0-0
Orien Harris	5	2	7	0-0	0-0	0	0	0-0
David Jones	3	2	5	0-0	0-0	1	0	0-0
Abdul Hodge	2	3	5	0-0	0-0	0	0	0-0
Rico Murray	1	0	1	0-0	0-0	0	0	0-0
Geoffrey Pope	0	0	0	0-0	0-0	1	0	0-0

SPECIAL TEAMS*	ST	AT	TT	FF	FR-YDS	BP	BFG	BXP
Abdul Hodge	10	1	11	1	0-0	0	0	0
Brandon Johnson	9	2	11	0	0-0	0	0	0
Kyries Hebert	7	4	11	0	0-0	0	0	0
Rashad Jeanty	5	5	10	0	0-0	0	0	0
Brian Leonard	7	1	8	0	0-0	0	0	0
Dan Skuta	6	2	8	0	0-0	0	0	0
Leon Hall	6	0	6	0	0-0	0	0	0
David Jones	4	2	6	0	0-0	0	0	0
Maurice Purify	4	2	6	0	0-0	0	0	0
Morgan Trent	4	2	6	0	0-0	0	0	0
Michael Johnson	4	1	5	0	0-0	0	0	0
Rey Mauluga	4	0	4	1	0-0	0	0	0
Chinedum Ndukwe	3	1	4	0	0-0	0	0	0
Quan Cosby	2	1	3	0	0-0	0	0	0
Tom Nelson	2	1	3	0	0-0	0	0	0
Shayne Graham	2	0	2	0	0-0	0	0	0
Kevin Huber	2	0	2	0	0-0	0	0	0
Bernard Scott	2	0	2	0	0-0	0	0	0
Roy Williams	2	0	2	0	0-0	0	0	0
Chris Crocker	1	1	2	0	0-0	0	0	0
Clark Harris	1	0	1	0	0-0	0	0	0
Johnathan Joseph	1	0	1	0	0-0	0	0	0
Keith Rivers	1	0	1	0	0-0	0	0	0
Brad St. Louis	1	0	1	0	0-0	0	0	0
Antwan Odom	0	0	0	0	0-0	0	1	0

MISCELLANEOUS DEFENSE*	ST	AT	TT	FF
------------------------	----	----	----	----



## RECORD: 4-12-0

MISCELLANEOUS DEFENSE*	ST	AT	TT	FF	FR-YDS
Terrell Owens .....	4	0	4	0	0-0
Carson Palmer .....	3	0	3	0	0-0
Andre Caldwell .....	2	0	2	0	0-0
Jermaine Gresham .....	2	0	2	0	0-0
Chad Johnson .....	2	0	2	0	0-0
Andre Smith .....	2	0	2	0	0-0
Chase Coffman .....	1	0	1	0	0-0
Kyle Cook .....	1	0	1	0	0-0
Cedric Peerman .....	1	0	1	0	0-0
Dennis Roland .....	1	0	1	0	0-0
Bernard Scott .....	1	0	1	0	0-0
Jordan Shipley .....	1	0	1	0	0-0
Andrew Whitworth .....	1	0	1	0	0-0

— 269 —

# 2011 STATISTICS

RECORD: 9-7-0

HEAD COACH: MARVIN LEWIS  
(BENGALS WERE WILD CARD QUALIFIER; SEE POSTSEASON  
PORTION OF TEAM HISTORY SECTION FOR POSTSEASON STATS)

DATE	W-L	SCORE	OPPONENT	ATTENDANCE
9-11-11	W	27-17	at Cleveland	67,321
9-18-11	L	22-24	at Denver	73,281
9-25-11	L	8-13	SAN FRANCISCO	43,363
10-2-11	W	23-20	BUFFALO	41,142
10-9-11	W	30-20	at Jacksonville	61,799
10-16-11	W	27-17	INDIANAPOLIS	52,068
10-23-11			— BYE —	
10-30-11	W	34-12	at Seattle	66,004
11-6-11	W	24-17	at Tennessee	69,143
11-13-11	L	17-24	PITTSBURGH	63,262
11-20-11	L	24-31	at Baltimore	71,320
11-27-11	W	23-20	CLEVELAND	48,260
12-4-11	L	7-35	at Pittsburgh	63,697
12-11-11	L	19-20	HOUSTON	41,202
12-18-11	W	20-13	at St. Louis	56,431
12-24-11	W	23-16	ARIZONA	41,273
1-1-12	L	16-24	BALTIMORE	63,439

TEAM STATISTICS	BENGALS	OPPONENTS
TOTAL FIRST DOWNS	285	284
Rushing	93	94
Passing	160	170
Penalty	32	20
3rd Down: Made-Att.	80-217	78-220
3rd Down Pct.	36.5	35.5
4th Down: Made-Att.	4-11	4-11
4th Down Pct.	40.0	36.4
POSSESSION AVG.	30:19	29:41
TOTAL NET YARDS	5118	5060
Avg. Per Game	319.9	316.3
Total Plays	1015	1009
Avg. Per Play	5.0	5.0
NET YARDS RUSHING	1778	1675
Avg. Per Game	111.1	104.7
Total Rushes	455	425
NET YARDS PASSING	3340	3385
Avg. Per Game	208.8	211.6
Sacked-Yards Lost	25-167	45-277
Gross Yards	3507	3662
Att.-Completions	535-308	539-319
Completion Pct.	57.6	59.2
Had Intercepted	14	10
PUNTS-AVG.	91-44.2	98-46.6
Net Punting Avg.	39.2	38.9
PENALTIES-YARDS	99-874	101-878
FUMBLES-BALLS LOST	17-8	26-12
TOUCHDOWNS	35	37
Rushing	14	14
Passing	21	21
Returns	4	2

SCORE BY PERIODS	1	2	3	4	OT	PTS
BENGALS	83	59	86	116	0	344
OPPONENTS	51	132	50	90	0	323

SCORING	TD	TD-R	TD-P	TD-R	K-PAT	FG	S	PTS
Mike Nugent	0	0	0	0	33-34	33-38	0	132
A.J. Green	7	0	7	0	—	—	0	42
Cedric Benson	6	6	0	0	—	—	0	36
Jermaine Gresham	6	0	6	0	—	—	0	36
Jerome Simpson	4	0	4	0	—	—	0	24
Andre Caldwell	3	0	3	0	—	—	0	18
Bernard Scott	3	3	0	0	—	—	0	18
Geno Atkins	1	0	0	1	—	—	0	6
Colin Cochart	1	0	1	0	—	—	0	6
Andy Dalton	1	1	0	0	—	—	0	6
Carlos Dunlap	1	0	0	1	—	—	0	6
Reggie Nelson	1	0	0	1	—	—	0	6
Brandon Tate	1	0	0	1	—	—	0	6
(team)	—	—	—	—	—	—	1	2
BENGALS	35	10	21	4	33-34	33-38	1	344
OPPONENTS	37	14	21	2	35-35	22-27	0	323

Two-point conversions: None. BENGALS 0-1 (0-0 R, 0-1 P),  
OPPONENTS 0-2 (0-1 R, 0-1 P).

Fumbles-lost: Cedric Benson 5-2, Andy Dalton 4-2, Brandon Tate  
3-1, Geno Atkins 1-1, Nate Clements 1-1, Jermaine Gresham 1-1, A.J.  
Green 1-0, Jordan Shipley 1-0. BENGALS 17-8, OPPONENTS 26-12.

PASSING	ATT	CMP	YDS	CMP%	YDS/ATT	TD	TD%	INT	INT%	LG	SKD-YDS	RAT
Andy Dalton	516	300	3398	58.1	6.59	20	3.9	13	2.5	84	24-160	80.4
Bruce Gradkowski	18	8	109	44.4	6.06	1	5.6	1	5.6	41t	1-7	59.7
Bernard Scott	1	0	0	0.0	0.00	0	0.0	0	0.0	—	0-0	39.6
BENGALS	535	308	3507	57.6	6.56	21	3.9	14	2.6	84	25-167	79.6
OPPONENTS	539	319	3662	59.2	6.79	21	3.9	10	1.9	74t	45-277	85.0

RUSHING	ATT	YDS	AVG	LG	TD
Cedric Benson	273	1067	3.9	42	6
Bernard Scott	112	380	3.4	25t	3
Andy Dalton	37	152	4.1	17	1
Brian Leonard	17	85	5.0	14	0
A.J. Green	5	53	10.6	22	0
Andrew Hawkins	5	25	5.0	8	0
Cedric Peerman	3	15	5.0	11	0
Bruce Gradkowski	3	1	0.3	1	0
BENGALS	455	1778	3.9	42	10
OPPONENTS	425	1675	3.9	70t	14

RECEIVING	REC	YDS	AVG	LG	TD
A.J. Green	65	1057	16.3	58	7
Jermaine Gresham	56	596	10.6	31	6
Jerome Simpson	50	725	14.5	84	4
Andre Caldwell	37	317	8.6	49t	3
Andrew Hawkins	23	263	11.4	26	0
Brian Leonard	22	210	9.5	37	0
Cedric Benson	15	82	5.5	11	0
Bernard Scott	13	38	2.9	14	0
Donald Lee	11	115	10.5	26	0
Colin Cochart	5	44	8.8	25	1
Ryan Whalen	4	27	6.8	13	0
Jordan Shipley	4	14	3.5	5	0
Chris Pressley	3	19	6.3	9	0
BENGALS	308	3507	11.4	84	21
OPPONENTS	319	3662	11.5	74t	21

INTERCEPTIONS	NO	YDS	AVG	LG	TD
Reggie Nelson	4	115	28.8	75t	1
Leon Hall	2	15	7.5	15	0
Nate Clements	2	5	2.5	7	0
Rey Mauluga	1	2	2.0	2	0
Michael Johnson	1	0	0.0	0	0
BENGALS	10	137	13.7	75t	1
OPPONENTS	14	159	11.4	43t	1

PUNTING	NO	YDS	AVG	NET	TB	IN-20	LG	BLK.
Kevin Huber	91	4023	44.2	39.2	9	24	71	0
BENGALS	91	4023	44.2	39.2	9	24	71	0
OPPONENTS	98	4562	46.6	38.9	7	23	65	0

PUNT RETURNS	NO	FC	YDS	AVG	LG	TD
Brandon Tate	51	17	543	10.6	56t	1
Adam Jones	2	0	67	33.5	63	0
Nate Clements	0	1	0	—	—	0
BENGALS	53	18	610	11.5	63	1
OPPONENTS	38	26	273	7.2	60t	1

KICKOFF RETURNS	NO	YDS	AVG	LG	TD
Brandon Tate	42	998	23.8	45	0
Nate Clements	1	4	4.0	4	0
Cedric Peerman	1	10	10.0	10	0
Bernard Scott	1	26	26.0	26	0
Adam Jones	0	^12	—	12	0
BENGALS	45	1026	22.8	45	0
OPPONENTS	44	916	20.8	51	0

FIELD GOALS	1-19	20-29	30-39	40-49	50+
Mike Nugent	0-0	14-14	5-8	14-16	0-0
BENGALS	0-0	14-14	5-8	14-16	0-0
OPPONENTS	1-1	8-8	4-4	7-9	2-5

Mike Nugent: (24G, 47G), (45G, 37G, 23G), (22G, 23G), (31G,  
21G, 43G), (47G), (20G, 43G, 43WR), (34G, 48G), (36G), (43G), (27G),  
(23G, 40G, 26G), (33B), (22G, 47G, 49G, 28G), (21G, 41G), (24G,  
35WR, 48WR, 41G, 32G), (46G, 36WR, 46G, 23G).

Opponents: (20G), (34G), (23G, 53G), (43G, 23G), (19G, 20G),  
(46G, 52B), (47G, 25G), (43G), (39G), (22G), (32G, 54G, 55SH),  
(50WR), (46G, 47WR, 33G), (45WR, 26G, 43G), (29G), (42G).

## USUAL STARTERS

OFFENSE	DEFENSE
WR Jerome Simpson	LDE Robert Geathers
LOT Andrew Whitworth	NT Domata Peko
LG Nate Livings	DT Geno Atkins
C Kyle Cook	RDE Froste Rucker
RG Bobbie Williams	SLB Manny Lawson
ROT Andre Smith	MLB Rey Mauluga
TE Jermaine Gresham	WLB Thomas Howard
WR A.J. Green	LCB Nate Clements
QB Andy Dalton	RCB Leon Hall
HB Cedric Benson	Adam Jones
FB Chris Pressley	Chris Crocker
	Reggie Nelson

DEFENSE*	ST	AT	TT	SKS-YDS	INT-YDS	PD	FF	FR-YDS
Thomas Howard	64	35	99	1-4	0-0	3	2	0-0
Rey Mauluga	53	35	88	0-0	1-2	2	3	1-0
Reggie Nelson	57	25	82	2-16	4-115	12	2	0-0
Domata Peko	34	32	66	2.5-19	0-0	0	1	1-0
Chris Crocker	45	16	61	3.5-14	0-0	5	1	0-0
Nate Clements	49	6	55	1-8	2.5	12	2	2-0
Manny Lawson	30	21	51	1.5-6	0-0	4	0	0-0
Geno Atkins	26	21	47	7.5-37.5	0-0	3	2	2-19
Froste Rucker	32	12	44	4-24	0-0	2	0	0-0
Michael Johnson	28	14	42	6-39.5	1-0	5	1	1-0
Leon Hall	29	3	32	0-0	2-15	7	0	1-10
Kelly Jennings	24	7	31	1-2	0-0	5	0	0-0
Robert Geathers	10	19	29	2.5-8	0-0	1	0	0-0
Adam Jones	26	2	28	0-0	0-0	6	0	0-0
Brandon Johnson	16	10	26	0-0	0-0	3	0	0-0
Jonathan Fanene	17	7	24	6.5-48	0-0	1	0	2-0
Gibril Wilson	12	11	23	0-0	0-0	0	1	1-0
Carlos Dunlap	11	12	23	4.5-42	0-0	3	0	1-35
Pat Sims	11	9	20	1-5	0-0	0	0	0-0
Dan Skuta	9	11	20	0.5-4	0-0	0	1	0-0
Morgan Trent	3	2	5	0-0	0-0	0	0	0-0
Taylor Mays	1	3	4	0-0	0-0	1	0	0-0
Nick Hayden	2	0	2	0-0	0-0	0	0	0-0
Jerome Miles	2	0	2	0-0	0-0	0	0	0-0

SPECIAL TEAMS*	ST	AT	TT	FF	FR-YDS	BP	BFG	BXP
Jerome Miles	13	1	14	0	0-0	0	0	0
Cedric Peerman	9	3	12	0	0-0	0	0	0
Dan Skuta	7	4	11	0	0-0	0	0	0
Gibril Wilson	9	1	10	0	0-0	0	0	0
Brian Leonard	6	1	7	0	0-0	0	0	0
Taylor Mays	6	0	6	0	0-0	0	0	0
Vincent Rey	6	0	6	0	0-0	0	0	0
Brandon Johnson	4	1	5	1	0-0	0	0	0
Andrew Hawkins	2	2	4	0	0-0	0	0	0
Reggie Nelson	2	1	3	0	0-0	0	0	0
Clark Harris	1	2	3	0	0-0	0	0	0
Kelly Jennings	2	0	2	0	0-0	0	0	0
Andre Caldwell	1	0	1	0	0-0	0	0	0
Colin Cochart	1	0	1	0	0-0	0	0	0
Manny Lawson	1	0	1	0	0-0	0	0	0
Rico Murray	1	0	1	0	0-0	0	0	0
Morgan Trent	1	0	1	0	0-0	0	0	0
Brandon Ghee	0	1	1	0	0-0	0	0	0
Nate Clements	0	0	0	0	0-0	0	1	0

MISCELLANEOUS DEFENSE*	ST	AT	TT	FF	FR-YDS
Andre Caldwell	2	0	2	0	0-0
Andy Dalton	2	0	2	0	0-0
A.J. Green	2	0	2	0	0-0
Jermaine Gresham	2	0	2	0	0-0
Nate Livings	2	0	2	0	0-0
Jerome Simpson	2	0	2	0	0-0
Andre Smith	2	0	2	0	0-0
Cedric Benson	1	1	2	0	0-0
Andrew Hawkins	1	0	1	0	0-0
Cedric Peerman	1	0	1	0	0-0
Andrew Whitworth	1	0	1	0	0-0
Bobbie Williams	0	1	1	0	0-0

\* NOTE: All defensive statistics above are press box statistics produced at the games.

# 2012 STATISTICS

RECORD: 10-6-0

HEAD COACH: MARVIN LEWIS  
(BENGALS WERE WILD CARD QUALIFIER; SEE POSTSEASON  
PORTION OF TEAM HISTORY SECTION FOR POSTSEASON STATS)

DATE	W-L	SCORE	OPPONENT	ATTENDANCE
9-10-12	L	13-44	at Baltimore	71,064
9-16-12	W	34-27	CLEVELAND	63,036
9-23-12	W	38-31	at Washington	80,060
9-30-12	W	27-10	at Jacksonville	63,030
10-7-12	L	13-17	MIAMI	61,162
10-14-12	L	24-34	at Cleveland	67,060
10-21-12	L	17-24	PITTSBURGH	63,411
10-28-12		— BYE —		
11-4-12	L	23-31	DENVER	63,623
11-11-12	W	31-13	N.Y. GIANTS	56,614
11-18-12	W	28-6	at Kansas City	63,336
11-25-12	W	34-10	OAKLAND	56,503
12-2-12	W	20-13	at San Diego	54,980
12-9-12	L	19-20	DALLAS	63,590
12-13-12	W	34-13	at Philadelphia	69,144
12-23-12	W	13-10	at Pittsburgh	63,236
12-30-12	W	23-17	BALTIMORE	61,565

TEAM STATISTICS	BENGALS	OPPONENTS
TOTAL FIRST DOWNS	292	307
Rushing	95	99
Passing	173	183
Penalty	24	25
3rd Down: Made-Att	74-217	79-219
3rd Down Pct.	34.1	36.1
4th Down: Made-Att	11-16	5-12
4th Down Pct.	68.8	41.7
POSSESSION AVG.	30:26	29:34
TOTAL NET YARDS	5323	5115
Avg. Per Game	332.7	319.7
Total Plays	1016	1034
Avg. Per Play	5.2	4.9
NET YARDS RUSHING	1745	1715
Avg. Per Game	109.1	107.2
Total Rushes	430	423
NET YARDS PASSING	3578	3400
Avg. Per Game	223.6	212.5
Sacked-Yards Lost	46-229	51-361
Gross Yards	3807	3761
Att.-Completions	540-335	560-346
Completion Pct.	62.0	61.8
Had Intercepted	16	14
PUNTS-AVG.	76-46.4	86-44.4
Net Punting Avg.	42.0	36.8
PENALTIES-YARDS	99-857	90-779
FUMBLES-BALLS LOST	19-10	26-16
TOUCHDOWNS	43	34
Rushing	11	13
Passing	28	16
Returns	4	5

SCORE BY PERIODS	1	2	3	4	OT	PTS
BENGALS	113	104	63	111	0	391
OPPONENTS	42	102	80	96	0	320

SCORING	TD	TD-R	TD-P	TD-R	K-PAT	FG	S	PTS
Mike Nugent	0	0	0	0	35-35	19-23	0	92
A.J. Green	11	0	11	0	—	—	0	66
Josh Brown	0	0	0	0	8-8	11-12	0	41
BenJarvus Green-Ellis	6	0	0	0	—	—	0	36
Jermaine Gresham	5	0	5	0	—	—	0	30
Andy Dalton	4	4	0	0	—	—	0	24
Andrew Hawkins	4	0	4	0	—	—	0	24
Mohamed Sanu	4	0	4	0	—	—	0	24
Armon Binns	1	0	1	0	—	—	0	6
Carlos Dunlap	1	0	0	1	—	—	0	6
Wallace Gilberry	1	0	0	1	—	—	0	6
Leon Hall	1	0	0	1	—	—	0	6
Adam Jones	1	0	0	1	—	—	0	6
Marvin Jones	1	0	1	0	—	—	0	6
Cedric Peerman	1	1	0	0	—	—	0	6
Chris Pressley	1	0	1	0	—	—	0	6
Brandon Tate	1	0	1	0	—	—	0	6
BENGALS	43	11	28	4	43-43	30-35	0	391
OPPONENTS	34	13	16	5	33-33	27-32	0	320

Two-point conversions: None. BENGALS 0-0 (0-0 R, 0-0 P),  
OPPONENTS 1-1 (0-0 R, 1-1 P).

Fumbles-lost: Andy Dalton 4-4, Brandon Tate 4-1, BenJarvus  
Green-Ellis 3-2, A.J. Green 2-1, Jermaine Gresham 2-1, Armon Binns 1-  
1, Bruce Gradkowski 1-0, Andrew Hawkins 1-0, Trevor Robinson 1-0.  
BENGALS 19-10, OPPONENTS 26-16.

PASSING	ATT	CMP	YDS	CMP%	YDS/ATT	TD	TD%	INT	INT%	LG	SKD-YDS	RAT
Andy Dalton	528	329	3669	62.3	6.95	27	5.1	16	3.0	59t	46-229	87.4
Bruce Gradkowski	11	5	65	45.5	5.91	0	0.0	0	0.0	44	0-0	64.6
Mohamed Sanu	1	1	73	100.0	73.00	1	100.0	0	0.0	73t	0-0	158.3
BENGALS	540	335	3807	62.0	7.05	28	5.2	16	3.0	73t	46-229	88.1
OPPONENTS	560	346	3761	61.8	6.72	16	2.9	14	2.5	71t	51-361	80.7

RUSHING	ATT	YDS	AVG	LG	TD
BenJarvus Green-Ellis	278	1094	3.9	48	6
Cedric Peerman	36	258	7.2	48	1
Andy Dalton	47	120	2.6	17	4
Brian Leonard	33	106	3.2	11	0
Marvin Jones	3	47	15.7	37	0
A.J. Green	4	38	9.5	20	0
Bernard Scott	8	35	4.4	29	0
Andrew Hawkins	6	30	5.0	11	0
Mohamed Sanu	5	15	3.0	7	0
Daniel Herron	4	5	1.3	6	0
Brandon Tate	1	0	0.0	0	0
Kevin Huber	1	-1	-1.0	-1	0
Bruce Gradkowski	4	-2	-0.5	0	0
BENGALS	430	1745	4.1	48	11
OPPONENTS	423	1715	4.1	32t	13

RECEIVING	REC	YDS	AVG	LG	TD
A.J. Green	97	1350	13.9	73t	11
Jermaine Gresham	64	737	11.5	55t	5
Andrew Hawkins	51	533	10.5	59t	4
BenJarvus Green-Ellis	22	104	4.7	13	0
Armon Binns	18	210	11.7	48t	1
Marvin Jones	18	201	11.2	23	1
Mohamed Sanu	16	154	9.6	34	4
Brandon Tate	13	211	16.2	44t	1
Brian Leonard	11	67	6.1	16	0
Cedric Peerman	9	85	9.4	16	0
Orson Charles	8	101	12.6	25	0
Ryan Whalen	7	53	7.6	10	0
Chris Pressley	1	1	1.0	1t	1
BENGALS	335	3807	11.4	73t	28
OPPONENTS	346	3761	10.9	71t	16

INTERCEPTIONS	NO	YDS	AVG	LG	TD
Chris Crocker	3	52	17.3	29	0
Reggie Nelson	3	10	3.3	10	0
Leon Hall	2	61	30.5	44	1
Terence Newman	2	0	0.0	0	0
Nate Clements	1	21	21.0	21	0
Carlos Dunlap	1	14	14.0	14t	1
Michael Johnson	1	3	3.0	3	0
Pat Sims	1	3	3.0	3	0
BENGALS	14	164	11.7	44	2
OPPONENTS	16	187	11.7	37	4

PUNTING	NO	YDS	AVG	NET	TB	IN-20	LG	BLK.
Kevin Huber	76	3540	46.6	42.0	7	33	69	0
BENGALS	76	3540	46.6	42.0	7	33	69	0
OPPONENTS	86	3816	44.4	36.8	8	22	68	1

PUNT RETURNS	NO	FC	YDS	AVG	LG	TD
Adam Jones	26	0	301	11.6	81t	1
Brandon Tate	21	11	187	8.9	32	0
BENGALS	47	11	488	10.4	81t	1
OPPONENTS	27	14	210	7.8	60	0

KICKOFF RETURNS	NO	YDS	AVG	LG	TD
Brandon Tate	32	795	24.8	45	0
Adam Jones	3	64	21.3	31	0
Orson Charles	2	17	8.5	10	0
Cedric Peerman	2	37	18.5	19	0
Chris Pressley	2	15	7.5	8	0
BENGALS	41	928	22.6	45	0
OPPONENTS	60	1468	24.5	105t	1

FIELD GOALS	1-19	20-29	30-39	40-49	50+
Mike Nugent	2-2	5-5	5-5	6-9	1-2
Josh Brown	0-0	3-3	4-4	3-3	1-2
BENGALS	2-2	8-8	9-9	9-12	2-4
OPPONENTS	1-1	6-7	7-7	11-12	2-5

Mike Nugent: (34G, 19G), (39G, 37G), (47G), (35G, 35G), (42G,  
24G, 41WR), (44G), (48G), (28G, 46WR, 49G, 41G), (28G), (50WL),  
(48WR, 55G, 20G), (19G, 24G), (—), (—), (—), (—).

Josh Brown: (—), (—), (—), (—), (—), (—), (—), (—), (—), (—),  
(—), (—), (25G, 33G, 25G, 52G), (24G, 32G), (41G, 56SH, 43G), (47G,  
32G, 38G).

Opponents: (46G, 40G, 39G), (50G, 25G), (36G), (21G), (46G,  
53WL), (41G, 38G), (42G, 47G, 42G), (43G), (23G, 31G), (34G, 33G),  
(55G), (20G, 19G, 54HRU), (37G, 40G), (22G, 20G), (24WL, 40G,  
53SH), (45WL, 49G).

## USUAL STARTERS

OFFENSE	DEFENSE
WR Marvin Jones	LDE Robert Geathers
Armon Binns	NT Domata Peko
LOT Andrew Whitworth	DT Geno Atkins
LG Clint Boling	RDE Michael Johnson
C Jeff Faine	SLB Manny Lawson
Trevor Robinson	MLB Rey Mauluga
RG Kevin Zeitler	WLB Vontaze Burfitt
ROT Andre Smith	LCB Terence Newman
TE Jermaine Gresham	RCB Leon Hall
WR A.J. Green	SS Chris Crocker
QB Andy Dalton	FS Reggie Nelson
HB BenJarvus Green-Ellis	
FB Chris Pressley	
Orson Charles (2nd TE)	

DEFENSE*	ST	AT	TT	SKS-YDS	INT-YDS	PD	FF	FR-YDS
Vontaze Burfitt	73	54	127	1-11	0-0	2	0	1-0
Rey Mauluga	62	60	122	1-0	0-0	4	0	1-0
Reggie Nelson	54	29	83	1-8	3-10	9	2	0-0
Terence Newman	52	21	73	0-0	2-0	10	1	2-8
Geno Atkins	39	15	54	12.5-90	0-0	2	4	0-0
Domata Peko	23	30	53	2-14	0-0	3	0	1-0
Michael Johnson	35	17	52	11.5-71	1-3	2	0	1-0
Nate Clements	30	21	51	0-0	1-21	5	1	0-0
Carlos Dunlap	34	7	41	6-55	1-14	3	4	3-2
Chris Crocker	29	12	41	0-0	3-52	5	0	1-12
Manny Lawson	29	9	38	2-16	0-0	1	1	0-0
Adam Jones	32	5	37	1-6	0-0	9	1	0-0
Leon Hall	23	14	37	0-0	2-61	11	0	0-0
Robert Geathers	12	18	30	3-15.5	0-0	0	0	0-0
Wallace Gilberry	15	9	24	6.5-48	0-0	0	1	3-31
Pat Sims	12	5	17	0-0	1-3	1	0	0-0
Taylor Mays	11	6	17	0-0	0-0	0	0	0-0
Jerome Miles	10	5	15	0-0	0-0	0	0	0-0
Devon Still	5	9	14	0.5-2.5	0-0	0	1	0-0
Vincent Rey	8	4	12	1-8	0-0	1	0	0-0
Emmanuel Lamur	7	4	11	0-0	0-0	1	0	0-0
Dan Skuta	5	5	10	0-0	0-0	1	0	0-0
Thomas Howard	3	0	3	1-6	0-0	1	0	0-0
Jamaal Anderson	1	2	3	0-0	0-0	0	0	0-0
Jason Allen	2	0	2	0-0	0-0	0	0	0-0
Dre Kirkpatrick	2	0	2	0-0	0-0	0	0	0-0
Chris Lewis-Harris	2	0	2	0-0	0-0	0	0	0-0
Brandon Thompson	1	0	1	0-0	0-0	0	0	0-0
(team)	—	—	—	1-10	—	—	—	—

SPECIAL TEAMS*	ST	AT	TT	FF	FR-YDS	BP	BFG	BXP
Dan Skuta.....	11	6	17	0	0-0	0	0	0
Jerome Miles.....	11	2	13	0	0-0	0	0	0
Vincent Rey.....	8	1	9	0	0-0	0	0	0
Emmanuel Lamur.....	3	5	8	0	0-0	0	0	0
Cedric Peerman.....	6	0	6	0	0-0	0	0	0
Taylor Mays.....	3	2	5	0	1-0	0	0	0
Ryan Whalen.....	1	4	5	0	0-0	0	0	0
Clark Harris.....	4	0	4	0	0-0	0	0	0
Daniel Herron.....	3	1	4	0	0-0	1	0	0
Brian Leonard.....	3	0	3	0	0-0	0	0	0
Adam Jones.....	1	2	3	0	0-0	0	0	0
Andrew Hawkins.....	2	0	2	0	0-0	0	0	0
Dre Kirkpatrick.....	2	0	2	0	0-0	0	0	0
Reggie Nelson.....	2	0	2	0	0-0	0	0	0
Terence Newman.....	2	0	2	0	0-0	0	0	0
Mohamed Sanu.....	1	1	2	0	0-0	0	0	0
George Iloka.....	0	2	2	0	0-0	0	0	0
Jason Allen.....	1	0	1	0	0-0	0	0	0
Leon Hall.....	1	0	1	0	0-0	0	0	0
Marvin Jones.....	1	0	1	0	0-0	0	0	0
Manny Lawson.....	1	0	1	0	0-0	0	0	0
Mike Nugent.....	1	0	1	0	0-0	0	0	0
Brandon Tate.....	1	0	1	0	0-0	0	0	0
Nate Clements.....	0	1	1	0	0-0	0	0	0
Rodrick Muckelroy.....	0	1	1	0	0-0	0	0	0
Vontaze Burfitt.....	0	0	0	0	1-0	0	0	0

# 2013 STATISTICS

RECORD: 11-5

HEAD COACH: MARVIN LEWIS  
(BENGALS WON AFC NORTH DIVISION; SEE POSTSEASON  
PORTION OF TEAM HISTORY SECTION FOR POSTSEASON STATS)

DATE	W-L	SCORE	OPPONENT	ATTENDANCE
9-8-13	L	21-24	at Chicago	62,213
9-16-13	W	20-10	PITTSBURGH	64,585
9-22-13	W	34-30	GREEN BAY	64,633
9-29-13	L	6-17	at Cleveland	71,481
10-6-13	W	13-6	NEW ENGLAND	64,259
10-13-13	W	27-24 (OT)	at Buffalo	67,739
10-20-13	W	27-24	at Detroit	63,207
10-27-13	W	49-9	N.Y. JETS	62,576
10-31-13	L	20-22 (OT)	at Miami	52,388
11-10-13	L	17-20 (OT)	at Baltimore	70,992
11-17-13	W	41-20	CLEVELAND	63,856
11-24-13			— BYE —	
12-1-13	W	17-10	at San Diego	61,536
12-8-13	W	42-28	INDIANAPOLIS	62,507
12-15-13	L	20-30	at Pittsburgh	45,873
12-22-13	W	42-14	MINNESOTA	61,555
12-29-13	W	34-17	BALTIMORE	62,406

TEAM STATISTICS	BENGALS	OPPONENTS
TOTAL FIRST DOWNS	330	282
Rushing	101	72
Passing	205	178
Penalty	24	32
3rd Down: Made-Att.	92-225	74-225
3rd Down Pct.	40.9	32.9
4th Down: Made-Att.	12-21	5-16
4th Down Pct.	57.1	31.3
POSSESSION AVG.	31:58	28:02
TOTAL NET YARDS	5891	4888
Avg. Per Game	368.2	305.5
Total Plays	1097	1042
Avg. Per Play	5.4	4.7
NET YARDS RUSHING	1755	1544
Avg. Per Game	109.7	96.5
Total Rushes	481	385
NET YARDS PASSING	4136	3344
Avg. Per Game	258.5	209.0
Sacked-Yards Lost	29-182	43-279
Gross Yards	4318	3623
Att.-Completions	587-364	614-362
Completion Pct.	62.0	59.0
Had Intercepted	20	20
PUNTS-AVG.	75-44.4	90-44.3
Net Punting Avg.	39.9	39.3
PENALTIES-YARDS	102-1000	69-692
FUMBLES-BALLS LOST	20-10	16-11
TOUCHDOWNS	54	32
Rushing	14	6
Passing	33	22
Returns	7	4

SCORE BY PERIODS	1	2	3	4	OT	PTS
BENGALS	87	123	103	114	3	430
OPPONENTS	88	71	83	58	5	305

SCORING	TD	TD-R	TD-P	TD-R	K-PAT	FG	S	PTS
Mike Nugent	0	0	0	0	52-53	18-22	0	106
A.J. Green	11	0	11	0	—	—	0	66
Marvin Jones	10	0	10	0	—	—	0	60
Giovani Bernard	8	5	3	0	—	—	0	48
BenJarvus Green-Ellis	7	7	0	0	—	—	0	42
Jermaine Gresham	4	0	4	0	—	—	0	24
Andy Dalton	2	2	0	0	—	—	0	12
Tyler Eifert	2	0	2	0	—	—	0	12
Mohamed Sanu	2	0	2	0	—	—	0	12
Vontaze Burfict	1	0	0	1	—	—	0	6
Chris Crocker	1	0	0	1	—	—	0	6
Tony Dye	1	0	0	1	—	—	0	6
Adam Jones	1	0	0	1	—	—	0	6
Dre Kirkpatrick	1	0	0	1	—	—	0	6
Terence Newman	1	0	0	1	—	—	0	6
Vincent Rey	1	0	0	1	—	—	0	6
Alex Smith	1	0	1	0	—	—	0	6
BENGALS	54	14	33	7	52-53	18-22	0	430
OPPONENTS	32	6	22	4	31-31	26-31	1	305

Two-point conversions: None. BENGALS 0-1 (0-0 R, 0-1 P),  
OPPONENTS 1-1 (1-1 R, 0-0 P).

Fumbles-lost: Andy Dalton 4-3, Jermaine Gresham 3-3, BenJarvus  
Green-Ellis 2-2, Reggie Nelson 2-0, Brandon Tate 2-0, Giovani Bernard  
1-1, Mohamed Sanu 1-1, A.J. Green 1-0, Andrew Hawkins 1-0, Kevin  
Huber 1-0, Josh Johnson 1-0, Al Smith 1-0. BENGALS 20-10,  
OPPONENTS 16-11 gg

PASSING	ATT	CMP	YDS	CMP%	YDS/ATT	TD	TD%	INT	INT%	LG	SKD-YDS	RAT
Andy Dalton	586	363	4293	61.9	7.33	33	5.6	20	3.4	82t	29-182	88.8
Mohamed Sanu	1	1	25	100.0	25.00	0	0.0	0	0.0	25	0-0	118.8
BENGALS	587	364	4318	62.0	7.36	33	5.6	20	3.4	82t	29-182	89.0
OPPONENTS	614	362	3623	59.0	5.90	22	3.6	20	3.3	74t	43-279	74.2

RUSHING	ATT	YDS	AVG	LG	TD
BenJarvus Green-Ellis	220	756	3.4	25	7
Giovani Bernard	170	695	4.1	35t	5
Andy Dalton	61	183	3.0	12	2
Marvin Jones	8	65	8.1	34	0
Josh Johnson	7	20	2.9	10	0
Cedric Peerman	8	17	2.1	5	0
Mohamed Sanu	4	16	4.0	9	0
Andrew Hawkins	2	3	1.5	6	0
Kevin Huber	1	0	0.0	0	0
BENGALS	481	1755	3.6	35t	14
OPPONENTS	385	1544	4.0	51	6

RECEIVING	REC	YDS	AVG	LG	TD
A.J. Green	98	1426	14.6	82t	11
Giovani Bernard	56	514	9.2	41	3
Marvin Jones	51	712	14.0	45	10
Mohamed Sanu	47	455	9.7	32	2
Jermaine Gresham	46	458	10.0	30	4
Tyler Eifert	39	445	11.4	61	2
Andrew Hawkins	12	199	16.6	50	0
Dane Sanzenbacher	6	61	10.2	23	0
BenJarvus Green-Ellis	4	22	5.5	10	0
Alex Smith	3	12	4.0	7	1
Orson Charles	1	8	8.0	8	0
Brandon Tate	1	6	6.0	6	0
BENGALS	364	4318	11.9	82t	33
OPPONENTS	362	3623	10.0	74t	22

INTERCEPTIONS	NO	YDS	AVG	LG	TD
Adam Jones	3	60	20.0	60t	1
Dre Kirkpatrick	3	21	7.0	21t	1
Chris Crocker	2	41	20.5	32t	1
Vincent Rey	2	29	14.5	25t	1
Terence Newman	2	8	4.0	9	0
Reggie Nelson	2	0	0.0	0	0
Rey Mauluga	1	14	14.0	14	0
Vontaze Burfict	1	12	12.0	12	0
James Harrison	1	9	9.0	9	0
Michael Johnson	1	7	7.0	7	0
Leon Hall	1	0	0.0	0	0
George Iloka	1	-1	-1.0	-1	0
BENGALS	20	200	10.0	60t	4
OPPONENTS	20	369	18.5	94t	2

PUNTING	NO	YDS	AVG	NET	TB	IN-20	LG	BLK
Kevin Huber	66	2982	45.2	40.5	4	24	75	0
Shawn Powell	7	268	38.3	34.7	0	3	52	0
Mike Nugent	2	80	40.0	40.0	0	0	43	0
BENGALS	75	3330	44.4	39.9	4	27	75	0
OPPONENTS	90	3984	44.3	39.3	1	37	65	1

PUNT RETURNS	NO	FC	YDS	AVG	LG	TD
Brandon Tate	36	16	336	9.3	43	0
Adam Jones	11	0	88	8.0	27	0
BENGALS	47	16	424	9.0	43	0
OPPONENTS	27	22	254	9.4	67t	1

KICKOFF RETURNS	NO	YDS	AVG	LG	TD
Brandon Tate	35	914	26.1	71	0
Cedric Peerman	4t	66	16.5	26	0
BENGALS	39	980	25.1	71	0
OPPONENTS	52	1219	23.4	48	0

FIELD GOALS	1-19	20-29	30-39	40-49	50+
Mike Nugent	0-0	2-2	6-7	7-9	3-4
BENGALS	0-0	2-2	6-7	7-9	3-4
OPPONENTS	2-2	6-6	5-8	9-11	4-4

Opponents: (58G), (44G), (41G, 19G, 26G), (37WL, 49B, 51G),  
(42G, 19G), (51G), (36G, 34B), (45G, 47G, 50G), (34WL, 36G, 44G),  
(36G, 46G), (20G, 28G), (48G), (44WR), (25G, 45G, 26G), (—), (38G,  
22G, 34G).

## USUAL STARTERS

OFFENSE	DEFENSE
WR Mohamed Sanu	LDE Carlos Dunlap
LOT Andrew Whitworth	NT Domata Peko
Anthony Collins	DT Geno Atkins
LG Clint Boling	Brandon Thompson
C Kyle Cook	RDE Michael Johnson
RG Kevin Zeitler	SLB James Harrison
ROT Andre Smith	MLB Rey Mauluga
TE Jermaine Gresham	WLB Vontaze Burfict
TE Tyler Eifert	LCB Terence Newman
WR A.J. Green	RCB Adam Jones
QB Andy Dalton	SS George Iloka
HB BenJarvus Green-Ellis	FS Reggie Nelson

DEFENSE*	ST	AT	TT	SKS-YDS	INT-YDS	PD	FF	FR-YDS
Vontaze Burfict	114	57	171	3-20	1-12	8	1	2-13
Rey Mauluga	52	23	75	1-0	1-14	2	0	0-0
George Iloka	41	25	66	0-0	1-(-1)	6	2	1-0
Reggie Nelson	44	15	59	1-11	2-0	8	1	2-12
Carlos Dunlap	39	19	58	7.5-40.5	0-0	6	4	1-42
Michael Johnson	35	21	56	3.5-23	1-7	9	2	0-0
Adam Jones	43	12	55	0-0	3-60	13	1	2-43
Terence Newman	45	7	52	0-0	2-8	13	0	0-0
Domata Peko	24	28	52	3-16.5	0-0	0	0	0-0
Vincent Rey	30	17	47	4-28	2-29	5	1	1-0
Chris Crocker	28	9	37	1.5-11.5	2-41	7	0	0-0
James Harrison	16	14	30	2-2	1-9	1	0	1-0
Dre Kirkpatrick	20	7	27	1-1	3-21	6	0	0-0
Wallace Gilberry	18	6	24	7.5-56.5	0-0	3	1	0-0
Brandon Thompson	14	9	23	1.5-12.5	0-0	1	0	0-0
Leon Hall	14	6	20	0-0	1-0	6	0	0-0
Geno Atkins	9	11	20	6-52.5	0-0	0	0	0-0
Taylor Mays	11	6	17	0-0	0-3	0	0	0-0
Michael Boley	7	1	8	0-0	0-0	0	0	0-0
Devon Still	3	4	7	0-0	0-0	3	0	0-0
Brandon Ghee	3	6	0	0-0	0-5	0	0	0-0
Jayson DiManche	2	2	4	0-0	0-0	0	0	0-0
Margus Hunt	1	2	3	0.5-4	0-0	0	0	0-0
Shawn Williams	1	1	2	0-0	0-0	0	0	0-0
J.K. Schaffer	0	1	1	0-0	0-0	0	0	0-0

SPECIAL TEAMS*	ST	AT	TT	FF	FR-YDS	BP	BFG	BXP
Jayson DiManche	8	6	14	0	0-0	1	0	0
Cedric Peerman	11	1	12	0	0-0	0	0	0
Shawn Williams	7	3	10	0	0-0	0	0	0
Vincent Rey	6	4	10	0	0-0	0	0	0
Reggie Nelson	5	1	6	0	0-0	0	0	0
J.K. Schaffer	5	1	6	0	0-0	0	0	0
Orson Charles	4	2	6	0	0-0	0	0	0
Andrew Hawkins	3	0	3	0	0-0	0	0	0
Dre Kirkpatrick	3	0	3	0	0-0	0	0	0
Mike Nugent	3	0	3	0	0-0	0	0	0
Marvin Jones	2	1	3	0	0-0	0	0	0
Chris Lewis-Harris	2	1	3	0	0-0	0	0	0
Alex Smith	2	1	3	0	0-0	0	0	0
Taylor Mays	1	1	2	0	1-0	0	0	0
Michael Boley	0	2	2	0	0-0	0	0	0
Brandon Ghee	1	0	1	0	0-0	0	0	0
Clark Harris	1	0	1	0	0-0	0	0	0
Adam Jones	1	0	1	0	0-0	0	0	0
Jeremy Miles	1	0	1	0	0-0	0	0	0
Ryan Whalen	1	0	1	0	0-0	0	0	0
Tony Dye	0	1	1	0	0-0	0	0	0
Carlos Dunlap	0	0	0	0	0-0	0	2	0

MISCELLANEOUS DEFENSE*	ST	AT	TT	FF	FR-YDS
Tyler Eifert.....	5	0	5	0	0-0
A.J. Green.....	3	0	3	0	0-0
BenJarvus Green-Ellis.....	2	0	2	0	0-0
Marvin Jones.....	2	0	2	0	0-0
Mohamed Sanu.....	2	0	2	0	0-0
Andre Smith.....	2	0	2	0	0-0
Andrew Whitworth.....	2	0	2	0	0-0
Clint Boling.....	1	1	2	0	0-0
Andy Dalton.....	1	1	2	0	0-0
Giovani Bernard.....	1	0	1	0	0-0
Jermaine Gresham.....	1	0	1	0	0-0
Andrew Hawkins.....	1	0	1	0	0-0
Dane Sanzenbacher.....	1	0	1	0	0-0
Kevin Zeitler.....	1	0	1	0	0-0



# 2014 STATISTICS

RECORD: 10-5-1

HEAD COACH: MARVIN LEWIS  
(BENGALS WERE WILD CARD QUALIFIER; SEE POSTSEASON  
PORTION OF TEAM HISTORY SECTION FOR POSTSEASON STATS)

DATE	W-L	SCORE	OPPONENT	ATTENDANCE
9-7	W	23-16	at Baltimore	70,925
9-14	W	24-10	ATLANTA	58,574
9-21	W	33-7	TENNESSEE	56,743
9-28			— BYE —	
10-5	L	17-43	at New England	68,756
10-12	T	37-37 (OT)	CAROLINA	57,053
10-19	L	0-27	at Indianapolis	66,539
10-26	W	27-24	BALTIMORE	55,711
11-2	W	33-23	JACKSONVILLE	60,057
11-6	L	3-24	CLEVELAND	65,871
11-16	W	27-10	at New Orleans	73,073
11-23	W	22-13	at Houston	71,777
11-30	W	14-13	at Tampa Bay	56,340
12-7	L	21-42	PITTSBURGH	65,512
12-14	W	30-0	at Cleveland	67,431
12-22	W	37-28	DENVER	66,107
12-28	L	17-27	at Pittsburgh	64,697

TEAM STATISTICS	BENGALS	OPPONENTS
TOTAL FIRST DOWNS	313	337
Rushing	122	105
Passing	164	197
Penalty	27	35
3rd Down: Made-Att	84-211	79-215
3rd Down Pct.	39.8	36.7
4th Down: Made-Att	7-13	10-19
4th Down Pct.	53.8	52.6
POSSESSION AVG.	30:04	29:56
TOTAL NET YARDS	5568	5749
Avg. Per Game	348.0	359.3
Total Plays	1018	1067
Avg. Per Play	5.5	5.4
NET YARDS RUSHING	2147	1861
Avg. Per Game	134.2	116.3
Total Rushes	492	439
NET YARDS PASSING	3421	3888
Avg. Per Game	213.8	243.0
Sacked-Yards Lost	23-130	20-125
Gross Yards	3551	4013
Att.-Completions	503-323	608-365
Completion Pct.	64.2	60.0
Had Intercepted	17	20
PUNTS-AVG.	73-46.7	75-43.7
Net Punting Avg.	42.1	36.0
PENALTIES-YARDS	102-812	105-876
FUMBLES-BALLS LOST	20-9	15-6
TOUCHDOWNS	40	38
Rushing	19	16
Passing	20	18
Returns	1	4

SCORE BY PERIODS	1	2	3	4	OT	PTS
BENGALS	67	112	90	93	3	365
OPPONENTS	57	65	102	117	3	344

SCORING	TD	TD-R	TD-P	TD-R	K-PAT	FG	S	PTS
Mike Nugent	0	0	0	0	39-39	26-33	0	117
Jeremy Hill	9	9	0	0	—	—	0	54
Giovani Bernard	7	5	2	0	—	—	0	42
A.J. Green	6	0	6	0	—	—	0	36
Mohamed Sanu	5	0	5	0	—	—	0	32
Andy Dalton	5	4	1	0	—	—	0	30
Jermaine Gresham	5	0	5	0	—	—	0	30
Rex Burkhead	1	1	0	0	—	—	0	6
Dre Kirkpatrick	1	0	0	1	—	—	0	6
Brandon Tate	1	0	1	0	—	—	0	6
Geno Atkins	0	0	0	0	—	—	1	2
Taylor Mays	0	0	0	0	—	—	1	2
(team)	0	0	0	0	—	—	1	2
BENGALS	40	19	20	1	39-39	26-33	3	365
OPPONENTS	38	16	18	4	34-34	26-32	0	344

Two-point conversions: Sanu 1 (1 P). BENGALS 1-1 (0-0 R, 1-1 P), OPPONENTS 2-4 (1-2 R, 1-2 P).

Fumbles-lost: Jeremy Hill 5-2, Andy Dalton 3-2, A.J. Green 3-2, Jermaine Gresham 3-0, Brandon Tate 2-1, Jason Campbell 1-1, Dane Sanzenbacher 1-1, Adam Jones 1-0, Cedric Peerman 1-0. BENGALS 20-9, OPPONENTS 15-6.

PASSING	ATT	CMP	YDS	CMP%	YDS/ATT	TD	TD%	INT	INT%	LG	SKD-YDS	RAT
Andy Dalton	481	309	3398	64.2	7.06	19	4.0	17	3.5	81t	21-124	83.5
Jason Campbell	19	11	74	57.9	3.89	0	0.0	0	0.0	38	1-0	66.6
Mohamed Sanu	3	3	79	100.0	26.33	1	33.3	0	0.0	50	1-6	158.3
BENGALS	503	323	3551	64.2	7.06	20	4.0	17	3.4	81t	23-130	84.2
OPPONENTS	608	365	4013	60.0	6.60	18	3.0	20	3.3	94t	20-125	75.8

RUSHING	ATT	YDS	AVG	LG	TD
Jeremy Hill	222	1124	5.1	85t	9
Giovani Bernard	168	680	4.0	89t	5
Andy Dalton	60	169	2.8	20t	4
Mohamed Sanu	7	51	7.3	26	0
Cedric Peerman	15	43	2.9	21	0
James Wright	3	30	10.0	13	0
Rex Burkhead	9	27	3.0	10t	1
Brandon Tate	3	21	7.0	12	0
A.J. Green	2	2	1.0	5	0
Jason Campbell	1	1	1.0	1	0
Ryan Hewitt	1	0	0.0	0	0
Dane Sanzenbacher	1	-1	-1.0	-1	0
BENGALS	492	2147	4.4	89t	19
OPPONENTS	439	1861	4.2	53	16

RECEIVING	REC	YDS	AVG	LG	TD
A.J. Green	69	1041	15.1	81t	6
Jermaine Gresham	62	460	7.4	23	5
Mohamed Sanu	56	790	14.1	76t	5
Giovani Bernard	43	349	8.1	46	2
Jeremy Hill	27	215	8.0	38	0
Brandon Tate	17	193	11.4	50	1
Ryan Hewitt	10	86	8.6	19	0
Dane Sanzenbacher	9	105	11.7	26	0
Rex Burkhead	7	49	7.0	15	0
Greg Little	6	69	11.5	21	0
James Wright	5	91	18.2	30	0
Kevin Brock	5	21	4.2	10	0
Tyler Eifer	3	37	12.3	20	0
Cedric Peerman	3	27	9.0	17	0
Andy Dalton	1	18	18.0	18t	1
BENGALS	323	3551	11.0	81t	20
OPPONENTS	365	4013	11.0	94t	18

INTERCEPTIONS	NO	YDS	AVG	LG	TD
Reggie Nelson	4	30	7.5	31	0
George Iloka	3	58	19.3	28	0
Dre Kirkpatrick	3	32	10.7	30t	1
Adam Jones	3	23	7.7	12	0
Emmanuel Lamur	2	6	3.0	5	0
Dane Sanzenbacher	1	6	6.0	6	0
Rey Mauluga	1	4	4.0	4	0
Terence Newman	1	3	3.0	3	0
Robert Geathers	1	2	2.0	2	0
Leon Hall	1	-3	-3.0	-3	0
BENGALS	20	161	8.1	31	1
OPPONENTS	17	348	20.5	80	2

PUNTING	NO	YDS	AVG	NET	TB	IN-20	LG	BLK.
Kevin Huber	73	3419	46.8	42.1	6	27	69	0
BENGALS	73	3419	46.8	42.1	6	27	69	0
OPPONENTS	75	3277	43.7	36.0	7	19	74	1

PUNT RETURNS	NO	FC	YDS	AVG	LG	TD
Adam Jones	22	1	265	12.0	47	0
Brandon Tate	18	14	174	9.7	49	0
BENGALS	40	15	439	11.0	49	0
OPPONENTS	30	15	226	7.5	71t	1

KICKOFF RETURNS	NO	YDS	AVG	LG	TD
Adam Jones	27	844	31.3	97	0
Brandon Tate	18	397	22.1	31	0
BENGALS	45	1241	27.6	97	0
OPPONENTS	44	1123	25.5	77	0

FIELD GOALS	1-19	20-29	30-39	40-49	50+
Mike Nugent	0-0	6-6	10-12	10-12	0-3
BENGALS	0-0	6-6	10-12	10-12	0-3
OPPONENTS	1-1	7-7	8-9	7-11	3-4

Mike Nugent: (49G, 22G, 28G, 46G, 38G, 45B), (31G, 38WR, 49WL, 55SH), (29G), (52SH, 23G), (44G, 38G, 42G, 36WR), (—), (32G, 33G), (31G), (43G), (22G, 42G), (31G, 49G), (—), (—), (44G, 44G, 34G), (37G, 49G, 23G), (39G, 50WR).

Opponents: (55WR, 38G), (46G), (40WR, 44WR), (48G, 19G, 23G, 47G, 35G), (39G, 38WR, 44G, 36G), (23G, 50G), (45G, 50G, 53G), (25G), (32G, 44WR), (31G), (36G, 25G), (32G, 42G), (22G, 44G), (—), (49WL), (29G, 25G).

## USUAL STARTERS

OFFENSE	DEFENSE
WR A.J. Green	LDE Carlos Dunlap
LOT Andrew Whitworth	NT Domata Peko
LG Clint Boling	DT Geno Atkins
C Russell Bodine	RDE Wallace Gilberry
RG Kevin Zeitler	SLB Emmanuel Lamur
ROT Andre Smith	MLB Rey Mauluga
TE Jermaine Gresham	WLB Vincent Rey
H-B Ryan Hewitt	LCB Terence Newman
WR Mohamed Sanu	RCB Leon Hall
QB Andy Dalton	SS George Iloka
HB Giovani Bernard	FS Reggie Nelson
Jeremy Hill	

DEFENSE*	ST	AT	TT	SKS-YDS	INT-YDS	PD	FF	FR-YDS
Vincent Rey	61	60	121	0-0	0-0	5	0	0-0
Reggie Nelson	60	32	92	1.5-12.5	4-30	13	0	0-0
Emmanuel Lamur	52	38	90	0-0	2-6	7	0	0-0
George Iloka	48	26	74	0-0	3-58	10	0	0-0
Terence Newman	47	24	71	0-0	1-3	14	0	0-0
Leon Hall	48	19	67	0-0	1-(-3)	8	0	0-0
Carlos Dunlap	40	26	66	8-49.5	0-0	5	2	1-0
Adam Jones	51	12	63	0-0	3-23	11	0	1-0
Rey Mauluga	33	26	59	0-0	1-4	4	0	0-0
Wallace Gilberry	19	29	48	1.5-8.5	0-0	2	0	1-0
Domata Peko	26	20	46	1-0	0-0	0	0	0-0
Geno Atkins	20	14	34	3-23.5	0-0	1	1	0-0
Vontaze Burfitt	15	14	29	0-0	0-0	2	1	1-0
Robert Geathers	10	11	21	1-7	1-2	3	0	0-0
Brandon Thompson	10	11	21	1-9	0-0	0	0	0-0
Devon Still	11	8	19	0-0	0-0	0	0	0-0
Dre Kirkpatrick	12	2	14	0-0	3-32	7	0	0-0
Nico Johnson	7	4	11	0-0	0-0	0	0	0-0
Darqueze Dennard	6	1	7	1-3	0-0	1	0	0-0
Jayson DiManche	4	3	7	0-0	0-0	0	0	0-0
Margus Hunt	4	2	6	1-6	0-0	1	0	0-0
Marquis Flowers	3	2	5	0-0	0-0	1	0	0-0
Will Clarke	2	1	3	0-0	0-0	0	0	1-0
Taylor Mays	2	1	3	1-6	0-0	0	0	0-0
Shawn Williams	0	1	1	0-0	0-0	0	0	0-0
Dane Sanzenbacher	0	0	0	0-0	1-6	1	0	0-0

SPECIAL TEAMS*	ST	AT	TT	FF	FR-YDS	BP	BFG	BXP
Cedric Peerman	14	1	15	0	0-0	0	0	0
Darqueze Dennard	8	2	10	0	0-0	0	0	0
Dre Kirkpatrick	8	1	9	0	0-0	0	0	0
Shawn Williams	6	3	9	0	1-0	0	0	0
Taylor Mays	5	1	6	0	0-0	1	0	0
James Wright	5	0	5	1	0-0	0	0	0
Rex Burkhead	1	3	4	0	0-0	0	0	0
Nico Johnson	1	3	4	0	0-0	0	0	0
Chris Carter	2	1	3	0	0-0	0	0	0
Jayson DiManche	2	1	3	1	0-0	0	0	0
Ryan Hewitt	2	1	3	0	0-0	0	0	0
Reggie Nelson	2	1	3	0	0-0	0	0	0
Marquis Flowers	1	2	3	0	0-0	0	0	0
Mike Nugent	1	1	2	0	0-0	0	0	0
Kevin Brock	1	0	1	0	0-0	0	0	0
Clark Harris	1	0	1	0	0-0	0	0	0
Margus Hunt	1	0	1	0	0-0	0	0	0
Emmanuel Lamur	1	0	1	0	0-0	0	0	0
Terence Newman	1	0	1	0	0-0	0	0	0

MISCELLANEOUS DEFENSE*	ST	AT	TT	FF	FR-YDS
Jeremy Hill .....	5	0	5	0	0-0
Giovani Bernard .....	2	0	2	1	0-0
Clint Boling .....	2	0	2	0	0-0
Andy Dalton .....	2	0	2	0	0-0
Mohamed Sanu .....	2	0	2	0	0-0
Brandon Tate .....	2	0	2	0	0-0
Marshall Newhouse .....	1	1	2	0	0-0
Kevin Brock .....	1	0	1	0	0-0
A.J. Green .....	1	0	1	0	0-0
Ryan Hewitt .....	1	0	1	0	0-0
Andre Smith .....	1	0	1	0	0-0
James Wright .....	1	0	1	0	0-0
Russell Bodine .....	0	1	1	0	0-0
Rex Burkhead .....	0	1	1	0	0-0



# 2015 STATISTICS

RECORD: 12-4

HEAD COACH: MARVIN LEWIS  
(BENGALS WON AFC NORTH DIVISION; SEE POSTSEASON  
PORTION OF TEAM HISTORY SECTION FOR POSTSEASON STATS)

DATE	W-L	SCORE	OPPONENT	ATTENDANCE
9-13	W	33-13	at Oakland	54,500
9-20	W	24-19	SAN DIEGO	57,579
9-27	W	28-24	at Baltimore	70,970
10-4	W	36-21	KANSAS CITY	57,498
10-11	W	27-24 (OT)	SEATTLE	65,004
10-18	W	34-21	at Buffalo	69,593
10-25			— BYE —	
11-1	W	16-10	at Pittsburgh	64,750
11-5	W	31-10	CLEVELAND	65,816
11-16	L	6-10	HOUSTON	61,381
11-22	L	31-34	at Arizona	64,745
11-29	W	31-7	ST. LOUIS	61,022
12-6	W	37-3	at Cleveland	64,775
12-13	L	20-33	PITTSBURGH	65,564
12-20	W	24-14	at San Francisco	70,799
12-28	L	17-20 (OT)	at Denver	76,868
1-3	W	24-16	BALTIMORE	57,254

TEAM STATISTICS	BENGALS	OPPONENTS
TOTAL FIRST DOWNS	324	307
Rushing	99	74
Passing	191	202
Penalty	34	31
3rd Down: Made-Att	81-201	86-218
3rd Down Pct.	40.3	39.4
4th Down: Made-Att	7-12	9-20
4th Down Pct.	58.3	45.0
POSSESSION AVG.	30:41	29:19
TOTAL NET YARDS	5728	5453
Avg. Per Game	358.0	340.8
Total Plays	1004	1032
Avg. Per Play	5.7	5.3
NET YARDS RUSHING	1805	1477
Avg. Per Game	112.8	92.3
Total Rushes	467	344
NET YARDS PASSING	3923	3976
Avg. Per Game	245.2	248.5
Sacked-Yards Lost	32-181	42-288
Gross Yards	4104	4264
Att.-Completions	505-334	646-415
Completion Pct.	66.1	64.2
Had Intercepted	9	21
PUNTS-AVG.	69-45.2	77-44.8
Net Punting Avg.	69-40.5	77-38.9
PENALTIES-YARDS	111-917	116-1063
FUMBLES-BALLS LOST	18-8	11-7
TOUCHDOWNS	50	29
Rushing	18	8
Passing	31	18
Returns	1	3

SCORE BY PERIODS	1	2	3	4	OT	PTS
BENGALS	90	126	92	108	3	419
OPPONENTS	37	70	76	93	3	279

SCORING	TD	TD-R	TD-P	TD-RT	K-PAT	FG	S	PTS
Mike Nugent	0	0	0	0	48-49	23-28	0	117
Tyler Eifert	13	0	13	0	—	—	0	78
Jeremy Hill	12	11	1	0	—	—	0	74
A.J. Green	10	0	10	0	—	—	0	60
Marvin Jones	4	0	4	0	—	—	0	24
Andy Dalton	3	3	0	0	—	—	0	18
Giovani Bernard	2	2	0	0	—	—	0	12
Mohamed Sanu	2	2	0	0	—	—	0	12
Rex Burkhead	1	0	1	0	—	—	0	6
Leon Hall	1	0	0	1	—	—	0	6
Tyler Kroft	1	0	1	0	—	—	0	6
Brandon Tate	1	0	1	0	—	—	0	6
BENGALS	50	18	31	1	48-49	23-28	0	419
OPPONENTS	29	8	18	3	27-27	26-31	0	279

Two-point conversions: Jeremy Hill 1 (1 R). BENGALS 1-1 (1-1 R, 0-0 P). OPPONENTS 0-2 (0-0 R, 0-2 P).

Fumbles-lost: Andy Dalton 5-2, Jeremy Hill 3-3, Giovani Bernard 2-0, Russell Bodine 2-0, Mohamed Sanu 2-0, Rex Burkhead 1-1, A.J. Green 1-1, AJ McCarron 1-1, Brandon Tate 1-0. BENGALS 18-8, OPPONENTS 11-7.

PASSING	ATT	CMP	YDS	CMP%	YDS/ATT	TD	TD%	INT	INT%	LG	SKD-YDS	RAT
Andy Dalton	386	255	3250	66.1	8.42	25	6.5	7	1.8	80t	20-118	106.3
AJ McCarron	119	79	854	66.4	7.18	6	5.0	2	1.7	66t	12-63	97.1
BENGALS	505	334	4104	66.1	8.13	31	6.1	9	1.8	80t	32-181	104.1
OPPONENTS	646	415	4264	64.2	6.60	18	2.8	21	3.3	64t	42-288	78.9

RUSHING	ATT	YDS	AVG	LG	TD
Jeremy Hill	223	794	3.6	38t	11
Giovani Bernard	154	730	4.7	28	2
Andy Dalton	57	142	2.5	12	3
Mohamed Sanu	10	71	7.1	25t	2
Marvin Jones	5	33	6.6	30	0
AJ McCarron	14	31	2.2	16	0
Rex Burkhead	4	4	1.0	2	0
BENGALS	467	1805	3.9	38t	18
OPPONENTS	344	1477	4.3	69t	8

RECEIVING	REC	YDS	AVG	LG	TD
A.J. Green	86	1297	15.1	80t	10
Marvin Jones	65	816	12.6	47	4
Tyler Eifert	52	615	11.8	31	13
Giovani Bernard	49	472	9.6	45	0
Mohamed Sanu	33	394	11.9	52	0
Jeremy Hill	15	79	5.3	14	1
Tyler Kroft	11	129	11.7	22	1
Rex Burkhead	10	94	9.4	27	1
Ryan Hewitt	8	99	12.4	22	0
Brandon Tate	2	59	29.5	55t	1
Jake Fisher	1	31	31.0	31	0
Mario Alford	1	15	15.0	15	0
C.J. Uzomah	1	4	4.0	4	0
BENGALS	334	4104	12.3	80t	31
OPPONENTS	415	4264	10.3	64t	18

INTERCEPTIONS	NO	YDS	AVG	LG	TD
Reggie Nelson	8	115	14.4	37	0
Adam Jones	3	14	4.7	14	0
Leon Hall	2	19	9.5	19t	1
Vontaze Burfitt	2	16	8.0	16	0
Shawn Williams	2	14	7.0	14	0
Rey Mauluga	1	15	15.0	15	0
Darqueze Dennard	1	10	10.0	10	0
George Iloka	1	0	0.0	0	0
Vincent Rey	1	0	0.0	0	0
Chris Lewis-Harris	0	^1	—	-1	0
BENGALS	21	202	9.6	37	1
OPPONENTS	9	136	15.1	42	1

PUNTING	NO	YDS	AVG	NET	TB	IN-20	LG	BLK.
Kevin Huber	68	3116	45.8	40.5	6	22	67	1
BENGALS	69	3116	45.2	40.5	6	22	67	1
OPPONENTS	77	3449	44.8	38.9	5	25	64	0

PUNT RETURNS	NO	FC	YDS	AVG	LG	TD
Brandon Tate	27	11	171	6.3	18	0
Adam Jones	16	1	179	11.2	35	0
BENGALS	43	12	350	8.1	35	0
OPPONENTS	32	15	203	6.3	21	0

KICKOFF RETURNS	NO	YDS	AVG	LG	TD
Brandon Tate	18	413	22.9	58	0
Adam Jones	10	235	23.5	49	0
Cedric Peerman	4	44	11.0	20	0
Giovani Bernard	1	6	6.0	6	0
Mohamed Sanu	1	2	2.0	2	0
BENGALS	34	700	20.6	58	0
OPPONENTS	46	1041	22.6	35	0

FIELD GOALS	1-19	20-29	30-39	40-49	50+
Mike Nugent	0-0	6-6	5-6	10-13	2-3
BENGALS	0-0	6-6	5-6	10-13	2-3
OPPONENTS	0-0	9-9	6-6	8-12	3-4

Mike Nugent: (32G, 35G), (36WR, 21G), (—), (44LU), (31G, 42G), (47G, 39G), (44G, 45G, 42B, 44G), (28G), (42G, 39G), (43G), (21G), (44G, 40G, 20G), (54SH, 46G, 27G), (22G), (45WR, 52G), (52G).

Opponents: (—), (40G, 32G, 47WL), (50WR, 21G), (22G, 40G, 51G, 34G, 40G, 29G, 51G), (24G), (—), (32G), (27G), (22G), (24G, 32G), (—), (47G, 47B), (42G, 47G, 45G, 31G), (41B), (23G, 45WL, 37G), (28G, 50G, 49G).

## USUAL STARTERS

OFFENSE	DEFENSE
WR A.J. Green	LDE Carlos Dunlap
LOT Andrew Whitworth	NT Domata Peko
LG Clint Boling	DT Geno Atkins
C Russell Bodine	RDE Michael Johnson
RG Kevin Zeitler	SLB A.J. Hawk
ROT Andre Smith	MLB Rey Mauluga
TE Tyler Eifert	WLB Vontaze Burfitt
H-B Ryan Hewitt	Vincent Rey
WR Marvin Jones	LCB Dre Kirkpatrick
QB Andy Dalton	RCB Adam Jones
HB Jeremy Hill	SS George Iloka
	FS Reggie Nelson

DEFENSE*	ST	AT	TT	SKS-YDS	INT-YDS	PD	FF	FR-YDS
Vincent Rey	62	33	95	1-8	1-0	5	0	0-0
Rey Mauluga	43	32	75	0-0	1-15	3	0	1-0
Vontaze Burfitt	57	17	74	1-10	2-16	5	0	0-0
Reggie Nelson	50	22	72	0-0	8-115	14	0	2-25
Dre Kirkpatrick	63	7	70	0-0	0-0	16	0	0-0
Adam Jones	53	9	62	1-1	3-14	12	1	0-0
Leon Hall	44	11	55	0-0	2-19	9	0	0-0
Carlos Dunlap	37	18	55	13.5-91.5	0-0	1	2	1-21
George Iloka	35	12	47	0-0	1-0	4	0	0-0
Geno Atkins	31	11	42	11-86	0-0	0	1	0-0
Michael Johnson	29	13	42	5-42	0-0	2	3	1-0
Domata Peko	17	18	35	5-32	0-0	1	0	0-0
Emmanuel Lamur	20	12	32	0.5-4	0-0	3	1	0-0
Shawn Williams	22	6	28	0-0	2-14	5	0	0-0
A.J. Hawk	16	8	24	1-8	0-0	0	0	0-0
Wallace Gilberry	16	7	23	2-4	0-0	1	1	0-0
Darqueze Dennard	12	4	16	0-0	1-10	3	0	0-0
Pat Sims	4	12	16	0-0	0-0	0	0	0-0
Josh Shaw	13	2	15	0-0	0-0	1	0	0-0
Brandon Thompson	4	4	8	0.5-0	0-0	0	0	0-0
Chris Carter	2	6	0	0-0	0-0	0	0	1-0
P.J. Dawson	3	2	5	0-0	0-0	1	0	0-0
Will Clarke	3	1	4	0.5-1.5	0-0	1	0	0-0
Chris Lewis-Harris	3	0	3	0-0	0-(-1)	0	0	0-0
Troy Hill	2	1	3	0-0	0-0	0	0	0-0
Cedric Peerman	2	0	2	0-0	0-0	0	1	0-0
Margus Hunt	1	2	0	0-0	0-0	0	0	0-0

SPECIAL TEAMS*	ST	AT	TT	FF	FR-YDS	BP	BFG	BXP
Cedric Peerman	13	4	17	0	0-0	0	0	0
Rex Burkhead	6	5	11	0	0-0	0	0	0
Tyler Kroft	4	6	10	0	0-0	0	0	0
Emmanuel Lamur	7	1	8	0	1-0	0	0	0
Josh Shaw	4	4	8	0	0-0	0	0	0
P.J. Dawson	4	3	7	0	0-0	0	0	0
Clark Harris	4	1	5	0	0-0	0	0	0
Reggie Nelson	2	3	5	0	0-0	0	0	0
Chris Carter	3	1	4	0	0-0	0	0	0
Shawn Williams	3	1	4	0	0-0	0	0	0
Darqueze Dennard	2	2	4	0	0-0	0	0	0
Derron Smith	0	4	4	0	0-0	0	0	0
Troy Hill	3	0	3	0	0-0	0	0	0
Vincent Rey	2	1	3	0	0-0	0	0	0
C.J. Uzomah	1	1	2	0	0-0	0	0	0
Kevin Huber	1	0	1	0	0-0	0	0	0
Mike Nugent	1	0	1	0	0-0	0	0	0
Chris Lewis-Harris	1	0	1	0	0-0	0	0	0
Brandon Tate	0	1	1	0	0-0	0	0	0
Carlos Dunlap	0	0	0	0	0-0	0	2	0

MISCELLANEOUS DEFENSE*	ST	AT	TT	FF	FR-YDS
Marvin Jones	3	1	4	0	0-0
A.J. Green	2	0	2	0	0-0
Ryan Hewitt	2	0	2	0	0-0
Andy Dalton	1	1	2	0	0-0
Tyler Eifert	1	1	2	0	0-0
Mohamed Sanu	1	0	1	0	0-0
Clint Boling	0	1	1	0	0-0

\* NOTE: All defensive statistics above are press box statistics produced at the games.

# OFFENSE/DEFENSE - YEAR-BY-YEAR TOTALS

OFFENSE							DEFENSE						
YEAR	PLAYS	FIRST DOWNS	NET YDS RUSH	NET YDS PASS	TOTAL NET YDS	PTS	YEAR	PLAYS	FIRST DOWNS	NET YDS RUSH	NET YDS PASS	TOTAL NET YDS	PTS
1968.....	772	171	1807	1619	3426	215	1968.....	916	275	2097	2620	4717	329
1969.....	728	172	1523	2345	3868	280	1969.....	935	278	2651	2686	5337	367
1970.....	831	210	2057	1870	3927	312	1970.....	874	236	1543	2635	4178	255
1971.....	867	236	2142	2124	4266	284	1971.....	811	213	1778	2128	3906	265
1972.....	899	255	1996	2321	4317	299	1972.....	794	207	1815	1737	3552	229
1973.....	871	252	2236	2276	4512	286	1973.....	840	219	1807	1898	3705	231
1974.....	835	260	1978	2511	4489	283	1974.....	892	256	2152	1790	3942	259
1975.....	966	295	1819	3241	5060	340	1975.....	889	241	2194	1729	3923	246
1976.....	878	238	2109	2191	4300	335	1976.....	930	234	1912	1758	3670	210
1977.....	904	248	1861	2333	4194	238	1977.....	901	253	1897	2227	4124	235
1978.....	1034	271	2131	2741	4872	252	1978.....	1036	269	2396	2236	4632	284
1979.....	1049	289	2329	2310	4639	337	1979.....	1052	334	2219	3692	5911	421
1980.....	1060	283	2069	2815	4884	244	1980.....	995	286	1680	3124	4804	312
1981.....	1078	361	1973	3995	5968	421	1981.....	1055	324	1881	3408	5289	304
1982.....	606	207	949	2339	3288	232	1982.....	551	170	850	2043	2893	177
1983.....	1036	327	2104	3183	5287	346	1983.....	973	276	1499	2828	4327	302
1984.....	1081	339	2179	3301	5480	339	1984.....	1034	322	1868	3391	5259	339
1985.....	1062	344	2183	3717	5900	441	1985.....	1019	337	1999	3664	5663	437
1986.....	1046	348	2533	3957	6490	409	1986.....	1051	336	2122	3152	5274	394
1987.....	1045	319	2164	3213	5377	285	1987.....	937	286	1641	3056	4697	370
1988.....	985	351	2710	3347	6057	448	1988.....	1059	322	2048	3134	5182	329
1989.....	1083	348	2483	3618	6101	404	1989.....	997	280	2162	3135	5297	285
1990.....	943	277	2120	2943	5063	360	1990.....	1010	308	2085	3520	5605	352
1991.....	993	286	1811	3158	4969	263	1991.....	980	308	1662	3990	5652	435
1992.....	934	248	1976	1943	3919	274	1992.....	1024	319	2007	3326	5333	364
1993.....	986	239	1511	2541	4052	187	1993.....	1000	306	2220	2798	5018	319
1994.....	990	267	1556	3236	4792	276	1994.....	1053	310	1906	3248	5154	406
1995.....	975	288	1439	3753	5192	349	1995.....	1127	355	2104	4245	6349	374
1996.....	1088	332	1793	3432	5225	372	1996.....	1047	317	1643	3826	5469	369
1997.....	1002	310	1966	3316	5282	355	1997.....	1091	351	2223	3459	5682	405
1998.....	979	271	1639	3185	4824	268	1998.....	992	310	2612	3151	5763	452
1999.....	1039	293	2051	3226	5277	283	1999.....	1011	316	1699	3798	5497	460
2000.....	1001	254	2314	1946	4260	185	2000.....	1068	307	1925	3562	5487	359
2001.....	1071	294	1712	3088	4800	226	2001.....	1013	281	1675	3157	4832	309
2002.....	1054	315	1730	3476	5206	279	2002.....	976	315	2003	3262	5265	456
2003.....	1038	313	1987	3342	5329	346	2003.....	999	320	2218	3402	5620	384
2004.....	1004	286	1839	3301	5140	374	2004.....	1031	303	2062	3303	5365	372
2005.....	1018	342	1910	3820	5730	421	2005.....	976	321	1850	3569	5419	350
2006.....	994	313	1629	3833	5462	373	2006.....	1038	337	1863	3818	5681	331
2007.....	1008	320	1556	4012	5568	380	2007.....	1011	313	1893	3687	5580	385
2008.....	984	245	1520	2406	3926	204	2008.....	1013	296	1921	3287	5208	364
2009.....	1011	295	2056	2890	4946	305	2009.....	980	276	1573	3249	4822	291
2010.....	1046	317	1522	3767	5289	322	2010.....	957	290	1843	3469	5312	395
2011.....	1015	285	1778	3340	5118	344	2011.....	1009	284	1675	3385	5060	323
2012.....	1016	292	1745	3578	5323	391	2012.....	1034	307	1715	3400	5115	320
2013.....	1097	330	1755	4136	5891	430	2013.....	1042	282	1544	3344	4888	305
2014.....	1018	313	2147	3421	5568	365	2014.....	1067	337	1861	3888	5749	344
2015.....	1004	324	1805	3923	5728	419	2015.....	1032	307	1477	3976	5453	279

# OFFENSE/DEFENSE – YEAR-BY-YEAR RANKINGS

OFFENSE				DEFENSE			
YEAR	TOTAL	RUSH	PASS	YEAR	TOTAL	RUSH	PASS
1968 (AFL/10 teams)	8 (244.7)	3 (129.1)	9 (115.6)	1968 (AFL/10 teams)	8 (336.9)	9 (149.8)	6 (187.1)
1969 (AFL/10 teams)	7 (276.3)	7 (108.8)	T-7 (167.5)	1969 (AFL/10 teams)	10 (381.2)	10 (189.4)	7 (191.9)
1970 (26 teams)	16 (280.5)	4 (146.9)	21 (133.6)	1970 (26 teams)	20 (298.4)	9 (110.2)	25 (188.2)
1971 (26 teams)	6 (304.7)	6 (153.0)	T-14 (151.7)	1971 (26 teams)	12 (279.0)	13 (127.0)	13 (152.0)
1972 (26 teams)	9 (308.4)	14 (142.6)	9 (165.8)	1972 (26 teams)	3 (253.7)	12 (129.6)	4 (124.1)
1973 (26 teams)	5 (322.3)	7 (159.7)	8 (162.6)	1973 (26 teams)	8 (264.6)	8 (129.1)	13 (135.6)
1974 (26 teams)	4 (320.6)	12 (141.3)	4 (179.4)	1974 (26 teams)	11 (281.6)	22 (153.7)	4 (127.9)
1975 (26 teams)	2 (361.4)	17 (129.9)	*1 (231.5)	1975 (26 teams)	7 (280.2)	18 (156.7)	2 (123.5)
1976 (28 teams)	15 (307.1)	15 (150.6)	13 (156.5)	1976 (28 teams)	5 (262.1)	11 (136.6)	3 (125.6)
1977 (28 teams)	13 (299.6)	T-18 (132.9)	7 (166.6)	1977 (28 teams)	21 (294.6)	13 (135.5)	23 (159.1)
1978 (28 teams)	11 (304.5)	18 (133.2)	10 (171.3)	1978 (28 teams)	10 (289.5)	T-19 (149.8)	3 (139.8)
1979 (28 teams)	23 (289.9)	11 (145.6)	24 (144.4)	1979 (28 teams)	28 (369.4)	16 (138.7)	27 (230.8)
1980 (28 teams)	19 (305.3)	12 (129.3)	21 (175.9)	1980 (28 teams)	9 (300.3)	4 (105.0)	13 (195.3)
1981 (28 teams)	2 (373.0)	17 (123.3)	3 (249.7)	1981 (28 teams)	12 (330.6)	9 (117.6)	22 (213.0)
1982 (28 teams)	2 (365.3)	20 (105.4)	3 (259.9)	1982 (28 teams)	18 (321.4)	3 (94.4)	22 (227.0)
1983 (28 teams)	14 (330.4)	16 (131.5)	14 (198.9)	1983 (28 teams)	*1 (270.4)	T-2 (93.7)	3 (176.8)
1984 (28 teams)	5 (342.5)	T-6 (136.2)	T-13 (206.3)	1984 (28 teams)	13 (328.7)	11 (116.8)	18 (211.9)
1985 (28 teams)	3 (368.8)	12 (136.4)	4 (232.3)	1985 (28 teams)	22 (353.9)	15 (124.9)	24 (229.0)
1986 (28 teams)	*1 (405.6)	2 (158.3)	3 (247.3)	1986 (28 teams)	20 (329.6)	22 (132.6)	10 (197.0)
1987 (28 teams)	5 (358.5)	4 (144.3)	9 (214.2)	1987 (28 teams)	8 (313.1)	8 (109.4)	14 (203.7)
1988 (28 teams)	*1 (378.6)	*1 (169.4)	11 (209.2)	1988 (28 teams)	15 (323.9)	18 (128.0)	10 (195.9)
1989 (28 teams)	3 (381.3)	*1 (155.2)	7 (226.1)	1989 (28 teams)	7 (331.1)	10 (135.1)	9 (195.9)
1990 (28 teams)	9 (316.4)	5 (132.5)	15 (183.9)	1990 (28 teams)	25 (350.3)	22 (130.3)	26 (220.0)
1991 (28 teams)	14 (310.6)	12 (113.2)	11 (197.4)	1991 (28 teams)	28 (353.3)	13 (103.9)	28 (249.4)
1992 (28 teams)	26 (244.9)	8 (123.5)	27 (121.4)	1992 (28 teams)	26 (333.3)	24 (125.4)	25 (207.9)
1993 (28 teams)	27 (253.3)	24 (94.4)	27 (158.8)	1993 (28 teams)	16 (313.6)	27 (138.8)	2 (174.9)
1994 (28 teams)	18 (299.5)	18 (97.3)	18 (202.3)	1994 (28 teams)	15 (322.1)	23 (119.1)	9 (203.0)
1995 (30 teams)	17 (324.5)	24 (89.9)	11 (234.6)	1995 (30 teams)	30 (396.8)	26 (131.5)	29 (265.3)
1996 (30 teams)	10 (326.6)	13 (112.1)	12 (214.5)	1996 (30 teams)	25 (341.8)	12 (102.7)	29 (239.1)
1997 (30 teams)	10 (330.1)	9 (122.9)	13 (207.3)	1997 (30 teams)	28 (355.1)	29 (138.9)	21 (216.2)
1998 (30 teams)	17 (301.5)	19 (102.4)	17 (199.1)	1998 (30 teams)	28 (360.2)	30 (163.3)	12 (196.9)
1999 (31 teams)	15 (329.8)	T-6 (128.2)	23 (201.6)	1999 (31 teams)	25 (343.6)	16 (106.2)	28 (237.4)
2000 (31 teams)	29 (266.3)	2 (144.6)	31 (121.6)	2000 (31 teams)	22 (342.9)	24 (120.3)	23 (222.6)
2001 (31 teams)	23 (300.0)	T-18 (107.0)	23 (193.0)	2001 (31 teams)	9 (302.0)	11 (104.7)	12 (197.3)
2002 (32 teams)	18 (325.4)	21 (108.1)	13 (217.3)	2002 (32 teams)	17 (329.1)	22 (125.2)	13 (203.9)
2003 (32 teams)	13 (333.1)	13 (124.2)	12 (208.9)	2003 (32 teams)	28 (351.3)	T-25 (138.6)	24 (212.6)
2004 (32 teams)	18 (321.3)	17 (114.9)	17 (206.3)	2004 (32 teams)	19 (335.3)	26 (128.9)	13 (206.4)
2005 (32 teams)	6 (358.1)	11 (119.4)	5 (238.8)	2005 (32 teams)	28 (338.7)	20 (115.6)	26 (223.1)
2006 (32 teams)	8 (341.4)	26 (101.8)	6 (239.6)	2006 (32 teams)	30 (355.1)	15 (116.4)	T-31 (238.6)
2007 (32 teams)	10 (348.0)	24 (97.3)	7 (250.8)	2007 (32 teams)	27 (348.8)	21 (118.3)	26 (230.4)
2008 (32 teams)	32 (245.4)	29 (95.0)	30 (150.4)	2008 (32 teams)	12 (325.5)	21 (120.1)	15 (205.4)
2009 (32 teams)	24 (309.1)	9 (128.5)	26 (180.6)	2009 (32 teams)	4 (301.4)	7 (98.3)	6 (203.1)
2010 (32 teams)	20 (330.6)	27 (95.1)	13 (235.4)	2010 (32 teams)	15 (332.0)	19 (115.2)	T-14 (216.8)
2011 (32 teams)	20 (319.9)	19 (111.1)	20 (208.8)	2011 (32 teams)	7 (316.3)	10 (104.7)	9 (211.6)
2012 (32 teams)	22 (332.7)	18 (109.1)	17 (223.6)	2012 (32 teams)	6 (319.7)	12 (107.2)	7 (212.5)
2013 (32 teams)	10 (368.2)	18 (109.7)	8 (258.5)	2013 (32 teams)	3 (305.5)	5 (96.5)	5 (209.0)
2014 (32 teams)	15 (348.0)	6 (134.2)	21 (213.8)	2014 (32 teams)	22 (359.3)	20 (116.3)	20 (243.0)
2015 (32 teams)	15 (358.0)	13 (112.8)	15 (245.2)	2015 (32 teams)	11 (340.8)	7 (92.3)	20 (248.5)

Rankings based on average yards per game.

T — tied; \* — led league.

# YEAR-BY-YEAR INDIVIDUAL LEADERS

SCORING							
YEAR	PLAYER	TD	TD-R	TD-P	TD-Rt	PAT	FG S PTS
1968	Dale Livingston.....	0	0	0	0	20-20	13-26 0 59
1969	Horst Muhlmann.....	0	0	0	0	32-33	16-24 0 80
1970	Horst Muhlmann.....	0	0	0	0	33-33	25-37 0 108
1971	Horst Muhlmann.....	0	0	0	0	31-31	20-36 0 91
1972	Horst Muhlmann.....	0	0	0	0	30-31	27-40 0 111
1973	Horst Muhlmann.....	0	0	0	0	31-32	21-31 0 94
1974	Horst Muhlmann.....	0	0	0	0	32-35	11-18 0 65
1975	Dave Green.....	0	0	0	0	40-45	10-21 0 70
1976	Chris Bahr.....	0	0	0	0	39-42	14-27 0 81
1977	Chris Bahr.....	0	0	0	0	25-26	19-27 0 82
1978	Chris Bahr.....	0	0	0	0	26-29	16-30 0 74
1979	Pete Johnson.....	15	14	1	0	—	— 0 90
1980	Ian Sunter.....	0	0	0	0	15-15	11-20 0 48
1981	Jim Breech.....	0	0	0	0	49-51	22-32 0 115
1982	Jim Breech.....	0	0	0	0	25-26	14-18 0 67
1983	Jim Breech.....	0	0	0	0	39-41	16-23 0 87
1984	Jim Breech.....	0	0	0	0	37-37	22-31 0 103
1985	Jim Breech.....	0	0	0	0	48-50	24-33 0 120
1986	Jim Breech.....	0	0	0	0	50-51	17-32 0 101
1987	Jim Breech.....	0	0	0	0	25-27	24-30 0 97
1988	Ickey Woods.....	15	15	0	0	—	— 0 90
1989	Jim Breech.....	0	0	0	0	37-38	12-14 0 73
1990	Jim Breech.....	0	0	0	0	41-44	17-21 0 92
1991	Jim Breech.....	0	0	0	0	27-27	23-29 0 96
1992	Jim Breech.....	0	0	0	0	31-31	19-27 0 88
1993	Doug Pelfrey.....	0	0	0	0	13-16	24-31 0 85
1994	Doug Pelfrey.....	0	0	0	0	24-25	28-33 0 108
1995	Doug Pelfrey.....	0	0	0	0	34-34	29-36 0 121
1996	Doug Pelfrey.....	0	0	0	0	41-41	23-28 0 110
1997	Doug Pelfrey.....	0	0	0	0	41-43	12-16 0 77
1998	Doug Pelfrey.....	0	0	0	0	21-21	19-27 0 78
1999	Doug Pelfrey.....	0	0	0	0	27-27	18-27 0 81
2000	Neil Rackers.....	0	0	0	0	21-21	12-21 0 57
2001	Corey Dillon.....	13	10	3	0	—	— 0 78
2002	Neil Rackers.....	0	0	0	0	30-32	15-18 0 75
2003	Shayne Graham.....	0	0	0	0	40-40	22-25 0 106
2004	Shayne Graham.....	0	0	0	0	41-41	27-31 0 122
2005	Shayne Graham.....	0	0	0	0	47-47	28-32 0 131
2006	Shayne Graham.....	0	0	0	0	40-42	25-30 0 115
2007	Shayne Graham.....	0	0	0	0	37-37	31-34 0 130
2008	Shayne Graham.....	0	0	0	0	15-15	21-24 0 78
2009	Shayne Graham.....	0	0	0	0	28-29	23-28 0 97
2010	Mike Nugent.....	0	0	0	0	17-17	15-19 0 62
2011	Mike Nugent.....	0	0	0	0	33-34	33-38 0 132
2012	Mike Nugent.....	0	0	0	0	35-35	19-23 0 92
2013	Mike Nugent.....	0	0	0	0	52-53	18-22 0 106
2014	Mike Nugent.....	0	0	0	0	39-39	26-33 0 117
2015	Mike Nugent.....	0	0	0	0	48-49	23-28 0 117

PASSING												
YEAR	PLAYER	ATT	CMP	YDS	CMP%	YDS/ATT	TD	TD%	INT	INT%	LG	SKD-YDS
1968	John Stofa.....	177	85	896	48.0	5.06	5	2.8	5	2.8	60	17-140
1969	Greg Cook.....	197	106	1854	53.8	9.41	15	7.6	11	5.6	78t	29-195
1970	Virgil Carter.....	278	143	1647	51.4	5.92	9	3.2	9	3.2	56t	21-154
1971	Virgil Carter.....	222	138	1624	62.2	7.32	10	4.5	7	3.2	90t	13-122
1972	Ken Anderson.....	301	171	1918	56.8	6.37	7	2.3	7	2.3	65t	18-155
1973	Ken Anderson.....	329	179	2428	54.4	7.38	18	5.5	12	3.6	78t	24-163
1974	Ken Anderson.....	328	213	2667	64.9	8.13	18	5.5	10	3.0	77t	36-292
1975	Ken Anderson.....	377	228	3169	60.5	8.41	21	5.6	11	2.9	55	32-247
1976	Ken Anderson.....	338	179	2367	53.0	7.00	19	5.6	14	4.1	85t	34-235
1977	Ken Anderson.....	323	166	2145	51.4	6.64	11	3.4	11	3.4	94t	28-197
1978	Ken Anderson.....	319	173	2219	54.2	6.96	10	3.1	22	6.9	57	30-237
1979	Ken Anderson.....	339	189	2340	55.8	6.90	16	4.7	10	2.9	73t	46-324
1980	Ken Anderson.....	275	166	1778	60.4	6.47	6	2.2	13	4.7	67t	24-174
1981	Ken Anderson.....	479	300	3754	62.6	7.84	29	6.1	10	2.1	74t	25-140
1982	Ken Anderson.....	309	218	2495	70.6	8.07	12	3.9	9	2.9	56t	26-154
1983	Ken Anderson.....	297	198	2333	66.7	7.86	12	4.0	13	4.4	80t	25-187
1984	Ken Anderson.....	275	175	2107	63.6	7.66	10	3.6	12	4.4	80t	24-191
1985	Boomer Esiason.....	431	251	3443	58.2	7.99	27	6.3	12	2.8	68t	32-289
1986	Boomer Esiason.....	469	273	3959	58.2	8.44	24	5.1	17	3.6	57	26-194
1987	Boomer Esiason.....	440	240	3321	54.5	7.55	16	3.6	19	4.3	61t	26-209
1988	Boomer Esiason.....	388	223	3572	57.5	9.21	28	7.2	14	3.6	86t	30-245
1989	Boomer Esiason.....	455	258	3525	56.7	7.75	28	6.2	11	2.4	74t	36-288
1990	Boomer Esiason.....	402	224	3031	55.7	7.54	24	6.0	22	5.5	53	31-198
1991	Boomer Esiason.....	413	233	2883	56.4	6.98	13	3.1	16	3.9	53	25-190
1992	Boomer Esiason.....	278	144	1407	51.8	5.06	11	4.0	15	5.4	38	19-150
1993	David Klingler.....	343	190	1935	55.4	5.64	6	1.7	9	2.6	51	40-202
1994	Jeff Blake.....	306	156	2154	51.0	7.04	14	4.6	9	2.9	76	19-120
1995	Jeff Blake.....	567	326	3822	57.5	6.74	28	4.9	17	3.0	88t	24-152
1996	Jeff Blake.....	549	308	3624	56.1	6.60	24	4.4	14	2.6	61t	44-278
1997	Jeff Blake.....	317	184	2125	58.0	6.70	8	2.5	7	2.2	50t	39-244
1998	Neil O'Donnell.....	343	212	2216	61.8	6.46	15	4.4	4	1.2	76t	30-217
1999	Jeff Blake.....	389	215	2670	55.3	6.86	16	4.1	12	3.1	76t	30-168
2000	Akili Smith.....	267	118	1253	44.2	4.69	3	1.1	6	2.2	46	36-191
2001	Jon Kitna.....	581	313	3216	53.9	5.54	12	2.1	22	3.8	49	25-185
2002	Jon Kitna.....	473	294	3178	62.2	6.72	16	3.4	16	3.4	72t	24-159
2003	Jon Kitna.....	520	324	3591	62.3	6.91	26	5.0	15	2.9	82t	37-249
2004	Carson Palmer.....	432	263	2897	60.9	6.71	18	4.2	18	4.2	76t	25-178
2005	Carson Palmer.....	509	345	3836	67.8	7.54	32	6.3	12	2.4	70t	19-105
2006	Carson Palmer.....	520	324	4035	62.3	7.76	28	5.4	13	2.5	74t	36-233
2007	Carson Palmer.....	575	373	4131	64.9	7.18	26	4.5	20	3.5	70t	17-119
2008	Ryan Fitzpatrick.....	372	221	1905	59.4	5.12	8	2.2	9	2.4	79	38-193
2009	Carson Palmer.....	466	282	3094	60.5	6.64	21	4.5	13	2.8	73	26-213
2010	Carson Palmer.....	586	362	3970	61.8	6.77	26	4.4	20	3.4	78t	26-201
2011	Andy Dalton.....	516	300	3398	58.1	6.59	20	3.9	13	2.5	84	24-160
2012	Andy Dalton.....	528	329	3669	62.3	6.95	27	5.1	16	3.0	59t	46-229
2013	Andy Dalton.....	586	363	4293	61.9	7.33	33	5.6	20	3.4	82t	29-182
2014	Andy Dalton.....	481	309	3398	64.2	7.06	19	4.0	17	3.5	81t	21-124
2015	Andy Dalton.....	386	255	3250	66.1	8.42	25	6.5	7	1.8	80t	20-118

RUSHING						
YEAR	PLAYER	ATT	YDS	AVG	LG	TD
1968	Paul Robinson .....	238	1023	4.3	87t	8
1969	Jess Phillips.....	118	578	4.9	83	3
1970	Jess Phillips.....	163	648	4.0	76t	4
1971	Fred Willis.....	135	590	4.4	36	7
1972	Essex Johnson.....	212	825	3.9	19	4
1973	Essex Johnson.....	195	997	5.1	46	4
1974	Charlie Davis.....	72	375	5.2	29	0
1975	Boobie Clark.....	167	594	3.6	17	4
1976	Boobie Clark.....	151	671	4.4	24	7
1977	Pete Johnson.....	153	585	3.8	65	4
1978	Pete Johnson.....	180	762	4.2	50t	7
1979	Pete Johnson.....	243	865	3.6	35t	14
1980	Pete Johnson.....	186	747	4.0	57t	6
1981	Pete Johnson.....	274	1077	3.9	39t	12
1982	Pete Johnson.....	156	622	4.0	21	7
1983	Pete Johnson.....	210	763	3.6	16t	14
1984	Larry Kinnebrew.....	154	623	4.0	23	9
1985	James Brooks.....	192	929	4.8	39	7
1986	James Brooks.....	205	1087	5.3	56t	5
1987	Larry Kinnebrew.....	145	570	3.9	52	8
1988	Ickey Woods.....	203	1066	5.3	56	15
1989	James Brooks.....	221	1239	5.6	65t	7
1990	James Brooks.....	195	1004	5.1	56t	5
1991	Harold Green.....	158	731	4.6	75t	2
1992	Harold Green.....	265	1170	4.4	53	2
1993	Harold Green.....	215	589	2.7	25	0
1994	Derrick Fenner.....	141	468	3.3	21	1
1995	Harold Green.....	171	661	3.9	23t	2
1996	Garrison Hearst.....	225	847	3.8	24	0
1997	Corey Dillon.....	233	1129	4.8	71t	10
1998	Corey Dillon.....	262	1130	4.3	66	4
1999	Corey Dillon.....	263	1200	4.6	50	5
2000	Corey Dillon.....	315	1435	4.6	80t	7
2001	Corey Dillon.....	340	1315	3.9	96t	10
2002	Corey Dillon.....	314	1311	4.2	67t	7
2003	Rudi Johnson.....	215	957	4.5	54	9
2004	Rudi Johnson.....	361	1454	4.0	52	12
2005	Rudi Johnson.....	337	1458	4.3	33	12
2006	Rudi Johnson.....	341	1309	3.8	22t	12
2007	Kenny Watson.....	178	763	4.3	24	7
2008	Cedric Benson.....	214	747	3.5	46	2
2009	Cedric Benson.....	301	1251	4.2	42	6
2010	Cedric Benson.....	321	1111	3.5	26	7
2011	Cedric Benson.....	273	1067	3.9	42	6
2012	BenJarvus Green-Ellis.....	278	1094	3.9	48	6
2013	BenJarvus Green-Ellis.....	220	756	3.4	25	7
2014	Jeremy Hill.....	222	1124	5.1	85t	9
2015	Jeremy Hill.....	223	794	3.6	38t	11

RECEPTIONS						
YEAR	PLAYER	REC	YDS	AVG	LG	TD
1968	Bob Trumpy	37	639	17.3	80t	3
1969	Eric Crabtree	40	855	21.4	73t	7
1970	Chip Myers	32	542	16.9	56t	1
1971	Bob Trumpy	40	531	13.3	44	3
1972	Chip Myers	57	792	13.9	42	3
1973	Isaac Curtis	45	843	18.7	77t	9
	Boobie Clark	45	347	7.7	39	0
1974	Chip Myers	32	383	12.0	22	1
1975	Isaac Curtis	44	934	21.2	55	7
1976	Isaac Curtis	41	766	18.7	85t	6
1977	Billy Brooks	39	772	19.8	94t	4
1978	Isaac Curtis	47	737	15.7	57	3
1979	Don Bass	58	724	12.5	50	3
1980	Dan Ross	56	724	12.9	37	4
1981	Dan Ross	71	910	12.8	37	5
1982	Cris Collinsworth	49	700	14.3	50	1
1983	Cris Collinsworth	66	1130	17.1	63	5
1984	Cris Collinsworth	64	989	15.5	57t	6
1985	Cris Collinsworth	65	1125	17.3	71	5
1986	Cris Collinsworth	62	1024	16.5	46t	10
1987	Eddie Brown	44	608	13.8	47t	3
1988	Eddie Brown	53	1273	24.0	86t	9
1989	Tim McGee	65	1211	18.6	74t	8
1990	Eddie Brown	44	706	16.0	50t	9
1991	Eddie Brown	59	827	14.0	53	2
1992	Harold Green	41	214	5.2	19	0
1993	Jeff Query	56	654	11.7	51	4
1994	Carl Pickens	71	1127	15.9	70t	11
1995	Carl Pickens	99	1234	12.5	68t	17
1996	Carl Pickens	100	1180	11.8	61t	12
1997	Darnay Scott	54	797	14.8	77t	5
1998	Carl Pickens	82	1023	12.5	67t	5
1999	Darnay Scott	68	1022	15.0	76t	7
2000	Peter Warrick	51	592	11.6	46	4
2001	Peter Warrick	70	667	9.5	33	1
2002	Chad Johnson	69	1166	16.9	72t	5
2003	Chad Johnson	90	1355	15.1	82t	10
2004	Chad Johnson	95	1274	13.4	53t	9
2005	Chad Johnson	97	1432	14.8	70t	9
2006	T.J. Houshmandzadeh	90	1081	12.0	40t	9
2007	T.J. Houshmandzadeh	112	1143	10.2	42t	12
2008	T.J. Houshmandzadeh	92	904	9.8	46	4
2009	Chad Johnson	72	1047	14.5	50	9
2010	Terrell Owens	72	983	13.7	78t	9
2011	A.J. Green	65	1057	16.3	58	7
2012	A.J. Green	97	1350	13.9	73t	11
2013	A.J. Green	98	1426	14.6	82t	11
2014	A.J. Green	69	1041	15.1	81t	6
2015	A.J. Green	86	1297	15.1	80t	10

RECEIVING YARDS						
YEAR	PLAYER	YDS	REC	AVG	LG	TD
1968	Bob Trumpy.....	639	37	17.3	80t	3
1969	Eric Crabtree.....	855	40	21.4	73t	7
1970	Chip Myers.....	542	32	16.9	56t	1
1971	Bob Trumpy.....	531	40	13.3	44	3
1972	Chip Myers.....	792	57	13.9	42	3
1973	Isaac Curtis.....	843	45	18.7	77t	9
1974	Isaac Curtis.....	633	30	21.1	77t	10
1975	Isaac Curtis.....	934	44	21.2	55	7
1976	Isaac Curtis.....	766	41	18.7	85t	6
1977	Billy Brooks.....	772	39	19.8	94t	4
1978	Isaac Curtis.....	737	47	15.7	57	3
1979	Don Bass.....	724	58	12.5	50	3
1980	Dan Ross.....	724	56	12.9	37	4
1981	Cris Collinsworth.....	1009	67	15.1	74t	8
1982	Cris Collinsworth.....	700	49	14.3	50	1
1983	Cris Collinsworth.....	1130	66	17.1	63	5
1984	Cris Collinsworth.....	989	64	15.5	57t	6
1985	Cris Collinsworth.....	1125	65	17.3	71	5
1986	Cris Collinsworth.....	1024	62	16.5	46t	10
1987	Eddie Brown.....	608	44	13.8	47t	3
1988	Eddie Brown.....	1273	53	24.0	86t	9
1989	Tim McGee.....	1211	65	18.6	74t	8
1990	Tim McGee.....	737	43	17.1	52	1
1991	Eddie Brown.....	827	59	14.0	53	2
1992	Tim McGee.....	408	35	11.7	36	3
1993	Jeff Query.....	654	56	11.7	51	4
1994	Carl Pickens.....	1127	71	15.9	70t	11
1995	Carl Pickens.....	1234	99	12.5	68t	17
1996	Carl Pickens.....	1180	100	11.8	61t	12
1997	Darnay Scott.....	797	54	14.8	77t	5
1998	Carl Pickens.....	1023	82	12.5	67t	5
1999	Darnay Scott.....	1022	68	15.0	76t	7
2000	Peter Warrick.....	592	51	11.6	46	4
2001	Darnay Scott.....	819	57	14.4	49	2
2002	Chad Johnson.....	1166	69	16.9	72t	5
2003	Chad Johnson.....	1355	90	15.1	82t	10
2004	Chad Johnson.....	1274	95	13.4	53t	9
2005	Chad Johnson.....	1432	97	14.8	70t	9
2006	Chad Johnson.....	1369	87	15.7	74t	7
2007	Chad Johnson.....	1440	93	15.5	70t	8
2008	T.J. Houshmandzadeh.....	904	92	9.8	46	4
2009	Chad Johnson.....	1047	72	14.5	50	9
2010	Terrell Owens.....	983	72	13.7	78t	9
2011	A.J. Green.....	1057	65	16.3	58	7
2012	A.J. Green.....	1350	97	13.9	73t	11
2013	A.J. Green.....	1426	98	14.6	82t	11
2014	A.J. Green.....	1041	69	15.1	81t	6
2015	A.J. Green.....	1297	86	15.1	80t	10



## PUNTING

YEAR	PLAYER	NO	YDS	AVG	NET	TB	IN-20	LG	BLK.
1968	Dale Livingston	70	3036	43.4	—	2	—	66	0
1969	Dale Livingston	70	2769	39.6	—	5	—	55	1
1970	Dave Lewis	79	3651	46.2	—	9	—	63	0
1971	Dave Lewis	72	3229	44.8	—	8	—	56	0
1972	Dave Lewis	66	2777	42.1	—	6	—	60	0
1973	Dave Lewis	68	2790	41.0	—	4	—	60	0
1974	Dave Green	66	2701	40.9	—	10	—	53	0
1975	Dave Green	68	2655	39.0	—	6	—	57	1
1976	Pat McNally	76	2999	39.5	—	6	—	61	0
1977	Pat McNally	67	2802	41.8	—	3	—	67	1
1978	Pat McNally	91	3919	43.1	—	10	—	65	0
1979	Pat McNally	89	3678	41.3	—	12	—	61	2
1980	Pat McNally	83	3390	40.8	—	12	—	61	2
1981	Pat McNally	72	3272	45.4	—	11	—	62	1
1982	Pat McNally	31	1201	38.7	—	4	—	53	0
1983	Pat McNally	67	2804	41.9	—	9	13	60	2
1984	Pat McNally	67	2832	42.3	—	8	19	61	0
1985	Pat McNally	57	2410	42.3	—	7	8	64	1
1986	Jeff Hayes	56	1965	35.1	—	3	11	52	2
1987	Scott Fulhage	52	2168	41.7	—	5	10	58	0
1988	Scott Fulhage	44	1672	38.0	—	5	13	53	2
1989	Lee Johnson	61	2446	40.1	30.2	11	14	62	2
1990	Lee Johnson	64	2705	42.3	34.3	8	12	70	0
1991	Lee Johnson	64	2795	43.7	34.7	6	15	62	0
1992	Lee Johnson	76	3196	42.1	35.9	9	15	64	0
1993	Lee Johnson	90	3954	43.9	36.6	12	24	60	0
1994	Lee Johnson	79	3461	43.8	35.3	9	19	64	1
1995	Lee Johnson	68	2861	42.1	38.6	4	26	61	0
1996	Lee Johnson	80	3630	45.4	34.4	17	16	67	1
1997	Lee Johnson	81	3471	42.9	35.9	8	27	66	0
1998	Lee Johnson	69	3083	44.7	35.6	8	14	69	1
1999	Will Brice	60	2475	41.3	32.1	4	12	72	2
2000	Daniel Pope	94	3775	40.2	33.1	14	18	57	0
2001	Nick Harris	84	3372	40.1	33.9	6	21	57	1
2002	Nick Harris	65	2608	40.1	31.4	4	11	57	1
2003	Kyle Richardson	49	1961	40.0	33.5	5	9	58	0
2004	Kyle Larson	83	3499	42.2	35.5	7	21	66	1
2005	Kyle Larson	60	2591	43.2	35.6	8	13	75	1
2006	Kyle Larson	77	3428	44.5	38.6	11	26	67	0
2007	Kyle Larson	59	2437	41.3	35.2	3	21	55	0
2008	Kyle Larson	100	3945	39.5	34.1	3	28	57	1
2009	Kevin Huber	86	3713	43.2	36.3	10	24	61	0
2010	Kevin Huber	71	2992	42.1	38.2	6	28	72	1
2011	Kevin Huber	91	4023	44.2	39.2	9	24	71	0
2012	Kevin Huber	76	3540	46.6	42.0	7	33	69	0
2013	Kevin Huber	66	2982	45.2	40.5	4	24	75	0
2014	Kevin Huber	73	3419	46.8	42.1	6	27	69	0
2015	Kevin Huber	68	3116	45.8	40.5	6	22	67	1

## PUNT RETURNS

YEAR	PLAYER	NO	FC	YDS	AVG	LG	TD
1968	Essex Johnson	22	2	111	5.0	45	0
1969	Essex Johnson	17	6	85	5.0	17	0
1970	Lemar Parrish	23	15	194	8.4	79t	1
1971	Lemar Parrish	12	9	93	7.8	47	0
1972	Tommy Casanova	30	19	289	9.6	66t	1
1973	Lemar Parrish	25	1	200	8.0	47	0
1974	Lemar Parrish	18	1	338	18.8	90t	2
1975	Lyle Blackwood	23	0	123	5.3	31	0
1976	Willie Shelby	21	4	162	7.7	30	0
1977	Tony Davis	19	6	220	11.6	70	0
1978	Tony Davis	22	8	130	5.9	12	0
1979	Vaughn Lusby	32	4	260	8.1	40	0
1980	Cleotha Montgomery	31	7	223	7.2	42	0
1981	Mike Fuller	23	13	177	7.7	34	0
1982	Mike Fuller	17	8	95	5.6	13	0
1983	Mike Martin	23	3	227	9.9	19	0
1984	Mike Martin	24	5	376	15.7	55	0
1985	Mike Martin	32	8	268	8.4	26	0
1986	Ray Horton	11	3	111	10.1	25	0
1987	Mike Martin	28	5	277	9.9	21	0
1988	Ira Hillary	17	5	166	9.8	20	0
1989	Mike Martin	15	4	107	7.1	17	0
1990	Mitchell Price	29	14	251	8.7	66t	1
1991	Mitchell Price	14	6	203	14.5	78t	1
1992	Carl Pickens	18	9	229	12.7	95t	1
1993	Patrick Robinson	43	6	305	7.1	36	0
1994	Corey Sawyer	26	16	307	11.8	82t	1
1995	Eric Blienemy	7	1	47	6.7	10	0
1996	Corey Sawyer	15	5	117	7.8	62	0
1997	Greg Myers	26	19	201	7.7	18	0
1998	Damon Gibson	27	19	218	8.1	65t	1
1999	Damon Griffin	23	3	195	8.5	34	0
2000	Craig Yeast	34	14	225	6.6	27	0
2001	T.J. Houshmandzadeh	12	5	163	13.6	86	0
2002	T.J. Houshmandzadeh	24	4	117	4.9	34	0
2003	Peter Warrick	25	8	273	10.9	68t	1
2004	Keiwan Ratliff	17	5	207	12.2	49	0
2005	Keiwan Ratliff	28	14	157	5.6	13	0
2006	Keiwan Ratliff	27	9	176	6.5	38	0
2007	Antonio Chatman	18	8	93	5.2	19	0
2008	Antonio Chatman	21	5	158	7.5	34	0
2009	Quan Cosby	40	19	474	11.9	60	0
2010	Quan Cosby	30	21	225	7.5	20	0
2011	Brandon Tate	51	17	543	10.6	56t	1
2012	Adam Jones	26	0	301	11.6	81t	1
2013	Brandon Tate	36	16	336	9.3	43	0
2014	Adam Jones	22	1	265	12.0	47	0
2015	Brandon Tate	27	11	171	6.3	18	0

## KICKOFF RETURNS

YEAR	PLAYER	NO	YDS	AVG	LG	TD
1968	Warren McVea	14	310	22.1	30	0
1969	Ken Riley	14	334	23.9	40	0
1970	Lemar Parrish	16	482	30.1	95t	1
1971	Paul Robinson	18	335	18.6	37	0
1972	Bernard Jackson	21	509	24.2	62	0
1973	Bernard Jackson	21	520	24.8	41	0
1974	Bernard Jackson	29	682	23.5	45	0
1975	Bernard Jackson	25	587	23.5	39	0
1976	Willie Shelby	30	761	25.4	97t	1
1977	Willie Shelby	19	403	21.2	38	0
1978	Ray Griffin	37	787	21.3	39	0
1979	Deacon Turner	55	1149	20.9	36	0
1980	Cleotha Montgomery	44	843	19.2	40	0
1981	David Verser	29	691	23.8	78	0
1982	Rodney Tate	14	314	22.4	55	0
1983	John Simmons	14	317	22.6	36	0
1984	Stanford Jennings	22	452	20.5	46	0
1985	Mike Martin	48	1104	23.0	45	0
1986	Tim McGee	43	1007	23.4	94	0
1987	Barney Bussey	21	406	19.3	34	0
1988	Stanford Jennings	32	684	21.4	98t	1
1989	Stanford Jennings	26	525	20.2	33	0
1990	Stanford Jennings	29	584	20.1	33	0
1991	Eric Ball	13	262	20.2	24	0
1992	Eric Ball	20	411	20.6	48	0
1993	Eric Ball	23	501	21.8	45	0
1994	Eric Ball	42	915	21.8	43	0
1995	David Dunn	50	1092	21.8	45	0
1996	David Dunn	35	782	22.3	90t	1
1997	Eric Blienemy	34	789	23.2	102t	1
1998	Tremain Mack	45	1165	25.9	97t	1
1999	Tremain Mack	51	1382	27.1	99t	1
2000	Tremain Mack	50	1036	20.7	50	0
2001	Curtis Keaton	42	891	21.2	64	0
2002	Brandon Bennett	49	1231	25.1	94t	1
2003	Brandon Bennett	53	1146	21.6	46	0
2004	Cliff Russell	39	872	22.4	40	0
2005	Tab Perry	64	1562	24.4	94	0
2006	Chris Perry	21	412	19.6	36	0
2007	Glenn Holt	59	1432	24.3	100t	1
2008	Glenn Holt	46	1110	24.1	60	0
2009	Andre Caldwell	29	539	18.6	39	0
2010	Bernard Scott	56	1257	22.4	60	0
2011	Brandon Tate	42	998	23.8	45	0
2012	Brandon Tate	32	795	24.8	45	0
2013	Brandon Tate	35	914	26.1	71	0
2014	Adam Jones	27	844	31.3	97	0
2015	Brandon Tate	18	413	22.9	58	0

## INTERCEPTIONS

YEAR	PLAYER	NO	YDS	AVG	LG	TD
1968	Jess Phillips	3	26	8.7	23	0
1969	Fletcher Smith	4	67	16.8	29	0
	Bobby Hunt	4	66	16.5	27	0
	Ken Riley	4	66	16.5	66	0
	Bill Peterson	4	23	5.8	17	0
1970	Lemar Parrish	5	28	5.6	19	0
1971	Lemar Parrish	7	105	15.0	65t	1
1972	Tommy Casanova	5	108	21.6	33	0
	Lemar Parrish	5	90	18.0	33t	2
1973	Tommy Casanova	4	33	8.3	16	0
1974	Ken Riley	5	33	6.6	19	0
1975	Ken Riley	6	76	12.7	30t	1
1976	Ken Riley	9	141	15.7	53t	1
1977	Lemar Parrish	3	95	31.7	47t	1
	Reggie Williams	3	67	22.3	54t	1
1978	Dick Jauron	4	52	13.0	24t	1
1979	Dick Jauron	6	41	6.8	12	0
1980	Louis Breeden	7	91	13.0	29	0
1981	Ken Riley	5	6	1.2	6	0
1982	Ken Riley	5	88	17.6	56t	1
1983	Ken Riley	8	89	11.1	42t	2
1984	Louis Breeden	4	96	24.0	70	0
	Robert Jackson	4	32	8.0	28t	1
	Bobby Kemp	4	27	6.8	14	0
1985	James Griffin	7	116	16.6	33	1
1986	Louis Breeden	7	72	10.3	36t	1
1987	Robert Jackson	3	49	16.3	29	0
	David Fulcher	3	30	10.0	28	0
1988	Eric Thomas	7	61	8.7	37	0
1989	David Fulcher	8	87	10.9	22	0
1990	Barney Bussey	4	37	9.3	18	0
	David Fulcher	4	20	5.0	18	0
1991	David Fulcher	4	51	12.8	27t	1
1992	Darryl Williams	4	65	16.3	30	0
1993	Mike Brim	3	74	24.7	30	1
1994	Louis Oliver	3	36	12.0	19	0
1995	Bracey Walker	4	56	14.0	23	0

# ALL-TIME INDIVIDUAL STATISTICS

## ALL-TIME SCORING

Order based on total points. Updated through 2015 season.  
Players active with Bengals as of July 31, 2016 are listed in bold.

NAME, POS., YEARS	TD-R	TD-P	TD-Rt	PAT	2-PT. CONV.	FG	S	PTS
Jim Breech, K 1980-92	0	0	0	476	0	225	0	1151
Shayne Graham, K 2003-09	0	0	0	248	0	177	0	779
Doug Pelfrey, K 1993-99	0	0	0	201	0	153	0	660
Mike Nugent, K 2010-15	0	0	0	224	0	134	0	626
Horst Muhlmann, K 1969-74	0	0	0	189	0	120	0	549
Pete Johnson, RB 1977-83	64	6	0	—	0	—	0	420
Chad Johnson, WR 2001-10	0	66	0	—	0	—	0	396
Carl Pickens, WR-PR 1992-99	0	63	1	—	2	—	0	388
James Brooks, RB 1984-91	37	27	0	—	0	—	0	384
Isaac Curtis, WR 1973-84	0	53	0	—	0	—	0	318
Chris Bahr, K 1976-79	0	0	0	130	0	62	0	316
Corey Dillon, RB 1997-2003	45	5	0	—	0	—	0	300
Rudi Johnson, RB 2001-07	48	1	0	—	1	—	0	296
<b>A.J. Green, WR 2011-15</b>	0	45	0	—	0	—	0	270
Eddie Brown, WR 1985-91	0	41	0	—	0	—	0	246
Larry Kinnebrew, RB 1983-87	37	3	0	—	0	—	0	240
T.J. Houshmandzadeh, WR-PR 2001-08	1	37	0	—	0	—	0	228
Cris Collinsworth, WR 1981-88	0	36	0	—	0	—	0	216
Darnay Scott, WR 1994-2001	0	36	0	—	0	—	0	216
Bob Trumpy, TE-WR 1968-77	0	35	0	—	0	—	0	210
Neil Rackers, K 2000-02	0	0	0	74	0	44	0	206
Rodney Holman, TE 1982-92	0	34	0	—	0	—	0	204
Essex Johnson, RB 1968-75	18	11	0	—	0	—	0	174
Boobie Clark, FB 1973-78	25	2	0	—	0	—	0	162
Ickey Woods, FB 1988-91	27	0	0	—	0	—	0	162
Tim McGee, WR-KOR 1986-92, 94-95	0	25	0	—	0	—	0	150
Jermaine Gresham, TE 2010-14	0	24	0	—	1	—	0	146
Cedric Benson, RB 2008-11	21	1	0	—	0	—	1	134
Peter Warrick, WR-PR 2000-04	2	18	2	—	0	—	0	132
<b>Jeremy Hill, RB 2014-15</b>	20	1	0	—	1	—	0	128
Chris Henry, WR 2005-09	0	21	0	—	0	—	0	126
Paul Robinson, RB-KOR 1968-72	19	2	0	—	0	—	0	126
Tony McGee, TE 1993-2001	0	20	0	—	1	—	0	122
Ken Anderson, QB 1971-86	20	0	0	—	0	—	0	120
Stanford Jennings, RB-KOR 1984-90	9	9	1	—	0	—	0	114
<b>Giovani Bernard, RB 2013-15</b>	12	5	0	—	0	—	0	102
Ki-Jana Carter, RB 1995-99	16	1	0	—	0	—	0	102
Dan Ross, TE 1979-83, 85	0	16	0	—	0	—	0	96
Charles Alexander, HB-FB 1979-85	13	2	0	—	0	—	0	90
<b>Andy Dalton, QB 2011-15</b>	14	1	0	—	0	—	0	90
<b>Tyler Eifert, TE 2013-15</b>	0	15	0	—	0	—	0	90
Marvin Jones, WR 2012-15	0	15	0	—	0	—	0	90
Don Bass, WR-TE 1978-81	0	13	1	—	0	—	0	84
Mohamed Sanu, WR 2012-15	2	11	0	—	1	—	0	80
Stan Fritts, RB 1975-76	11	2	0	—	0	—	0	78
BenJarvus Green-Ellis, RB 2012-13	13	0	0	—	0	—	0	78
Archie Griffin, RB 1976-83	7	6	0	—	0	—	0	78
Lemar Parrish, CB-PR-KOR 1970-77	0	0	13	—	0	—	0	78
Stanley Wilson, RB 1983-84, 86, 88	11	2	0	—	0	—	0	78
Lenvil Elliott, RB 1973-78	3	9	0	—	0	—	0	72
Chip Myers, WR 1969-76	0	12	0	—	0	—	0	72
Dave Green, P-K 1974-75	0	0	0	40	0	10	0	70
Eric Ball, FB-KOR 1989-94	8	3	0	—	0	—	0	66
Jeff Blake, QB 1994-99	10	0	0	—	2	—	0	64
Eric Crabtree, WR 1969-71	0	11	0	—	0	—	0	66
Derrick Fenner, FB 1992-94	9	2	0	—	0	—	0	66
Harold Green, RB 1990-95	8	3	0	—	0	—	0	66
Doug Dressler, RB 1970-74	9	1	0	—	0	—	0	60
M.L. Harris, TE 1980-85	0	10	0	—	0	—	0	60
Jess Phillips, RB-DB 1968-72	8	2	0	—	0	—	0	60
Craig Taylor, RB 1989-91	7	3	0	—	0	—	0	60
Dale Livingston, P-K 1968-69	0	0	0	20	0	13	0	59
Steve Kreider, WR 1979-86	0	9	0	2	0	—	0	56
Matt Schobel, TE 2002-05	0	9	0	—	1	—	0	56
Bruce Coslet, TE 1969-76	0	9	0	—	0	—	0	54
Terrell Owens, WR 2010	0	9	0	—	0	—	0	54
Speedy Thomas, WR 1969-72	1	8	0	—	0	—	0	54
Kenny Watson, RB 2003-08	8	1	0	—	0	—	0	54
Kelley Washington, WR 2003-06	0	9	0	—	0	—	0	54
Jeremi Johnson, FB 2003-09	2	6	0	—	0	—	0	48
Ian Sunter, K 1980	0	0	0	15	0	11	0	48
Brandon Bennett, RB-KOR 1998-2003	5	1	1	—	0	—	0	42
Eric Bieniemy, RB-KOR 1995-98	6	0	1	—	0	—	0	42
Billy Brooks, WR 1976-79	0	7	0	—	0	—	0	42
Jeff Query, WR 1992-95	0	7	0	—	0	—	0	42
Jerome Simpson, WR 2008-11	0	7	0	—	0	—	0	42
Ed Williams, RB 1974-75	5	2	0	—	0	—	0	42
Fred Willis, RB 1971-72	7	0	0	—	0	—	0	42
Josh Brown, K 2012	0	0	0	8	0	11	0	41
Andre Caldwell, WR-KOR 2008-11	0	6	0	—	0	—	0	36
Charlie Joiner, WR 1972-75	0	6	0	—	0	—	0	36
Mike Martin, WR-PR-KOR 1983-89	0	6	0	—	0	—	0	36
Jack Thompson, QB 1979-82	6	0	0	—	0	—	0	36
Carson Palmer, QB 2003-10	5	0	0	—	1	—	0	32
Laveranues Coles, WR 2009	0	5	0	—	0	—	0	30
Tony Davis, RB-PR 1976-78	5	0	0	—	0	—	0	30
David Dunn, WR-KOR 1995-98	0	4	1	—	0	—	0	30
Boomer Esiason, QB 1984-92, 97	5	0	0	—	0	—	0	30
Eric Kattus, TE 1986-91	0	5	0	—	0	—	0	30
Jon Kitna, QB 2001-05	5	0	0	—	0	—	0	30
Pat McInally, P-WR 1976-85	0	5	0	—	0	—	0	30
Ken Riley, CB 1969-83	0	0	5	—	0	—	0	30
Bernard Scott, RB-KOR 2009-13	4	0	1	—	0	—	0	30
Clint Stitser, K 2010	0	0	0	8	0	7	0	29
Brian Milne, RB 1996-99	4	0	0	—	0	—	0	26
Virgil Carter, QB 1970-73	4	0	0	1	0	—	0	25
Tommy Casanova, S-PR 1972-77	0	0	4	—	0	—	0	24
Damon Gibson, WR-PR 1998	0	3	1	—	0	—	0	24
Andrew Hawkins, WR 2011-13	0	4	0	—	0	—	0	24
James Hurdon, WR-KOR 1996-99	0	4	0	—	0	—	0	24
Johnathan Joseph, CB 2006-10	0	0	4	—	0	—	0	24
Anthony Munoz, OT 1980-92	0	4	0	—	0	—	0	24
Chris Perry, RB 2004-08	2	2	0	—	0	—	0	24
<b>Brandon Tate, WR-KOR-PR 2011-15</b>	0	3	1	—	0	—	0	24
Reggie Williams, LB 1976-89	0	0	3	—	0	—	2	22
Ron Dugans, WR 2000-02	0	3	0	—	1	—	0	20
James Francis, LB 1990-98	0	0	3	—	0	—	1	20
Jim Gallery, K 1989	0	0	0	13	0	2	0	19
Al Beauchamp, LB 1968-75	0	0	3	—	0	—	0	18
James Griffin, S 1983-85	0	0	3	—	0	—	0	18
Ray Griffin, CB-KOR-PR 1978-84	0	0	3	—	0	—	0	18
Leon Hall, CB 2007-15	0	0	3	—	0	—	0	18
Glenn Holt, WR-KOR 2006-08	0	2	1	—	0	—	0	18
<b>Adam Jones, CB-PR-KOR 2010-15</b>	0	0	3	—	0	—	0	18
Reggie Kelly, TE 2003-10	0	3	0	—	0	—	0	18
Warren McVea, WR-KOR 1968	1	2	0	—	0	—	0	18
Scott Perry, CB 1976-79	0	0	3	—	0	—	0	18
Turk Schonert, QB 1980-85, 87-89	3	0	0	—	0	—	0	18
Jordan Shipley, WR 2010-11	0	3	0	—	0	—	0	18
Brian Simmons, LB 1998-2006	0	0	3	—	0	—	0	18
Craig Thompson, TE 1992-93	0	3	0	—	0	—	0	18
David Verser, WR-KOR 1981-84	0	3	0	—	0	—	0	18
Rick Walker, TE 1977-79	0	3	0	—	0	—	0	18
Sam Wyche, QB 1968-70	3	0	0	—	0	—	0	18
Steve Broussard, RB 1994	2	0	0	—	1	—	0	14
David Fulcher, S 1986-92	0	0	2	—	0	—	1	14
Willie Jackson, WR 1998-99	0	2	0	—	1	—	0	14
Darryl Williams, S 1992-95, 2000-01	0	0	2	—	0	—	1	14
Mike Barber, WR 1990-92	0	2	0	—	0	—	0	12
Marco Battaglia, TE 1996-2001	0	2	0	—	0	—	0	12
Royce Berry, DE 1969-75	0	0	2	—	0	—	0	12
Louis Breeden, CB 1977-87	0	0	2	—	0	—	0	12
<b>Rex Burkhead, RB 2013-15</b>	1	1	0	—	0	—	0	12
Barney Bussey, S-KOR 1986-92	0	0	2	—	0	—	0	12
Jeff Cothran, FB 1994-96	1	1	0	—	0	—	0	12
<b>Carlos Dunlap, DE 2010-15</b>	0	0	2	—	0	—	0	12
Ryan Fitzpatrick, QB 2007-08	2	0	0	—	0	—	0	12
J.P. Foschi, TE 2009-10	0	2	0	—	0	—	0	12
Robert Geathers, DE-LB 2004-14	0	0	2	—	0	—	0	12
Ira Hillary, WR-PR 1987-89	0	2	0	—	0	—	0	12
Ray Horton, CB 1983-88	0	0	2	—	0	—	0	12
Robert Jackson, S 1981-87, 89	0	0	2	—	0	—	0	12
<b>Dre Kirkpatrick, CB 2012-15</b>	0	0	2	—	0	—	0	12
Nick Luchey, FB/H-B 1999-2002, 05	2	0	0	—	0	—	0	12
Tremain Mack, S-CB-KOR 1997-2000	0	0	2	—	0	—	0	12
Chinedum Ndukwe, S 2007-10	0	0	2	—	0	—	0	12
Lorenzo Neal, RB 2001-02	0	2	0	—	0	—	0	12
Tab Perry, WR-KOR 2005-07	1	1	0	—	0	—	0	12
Mitchell Price, CB-PR 1990-93	0	0	2	—	0	—	0	12
John Reaves, QB 1975-78	2	0	0	—	0	—	0	12
Corey Sawyer, CB-PR 1994-98	0	0	2	—	0	—	0	12
Willie Shelby, RB-KOR-PR 1976-77	0	0	2	—	0	—	0	12
Takeo Spikes, LB 1998-2002	0	0	2	—	0	—	0	12
Tony Stewart, TE 2002-06	0	2	0	—	0	—	0	12
Deacon Turner, RB-KOR 1978-80	1	1	0	—	0	—	0	12
Michael Westbrook, WR 2002	0	2	0	—	0	—	0	12
Craig Yeast, WR-PR 1999-2000	0	0	2	—	0	—	0	12
Aaron Pettrey, K 2010	0	0	0	5	0	2	0	11
Rod Sherman, WR-K 1968	0	1	0	4	0	0	0	10
<b>Geno Atkins, DT 2010-15</b>	0	0	1	—	0	—	1	8
Harry Gunner, DE 1968-69	0	0	1	—	0	—	0	8
Garrison Hearst, RB 1996	0	1	0	—	1	—	0	8
Brian Leonard, RB 2009-12	0	1	0	—	1	—	0	8
Leon White, LB 1986-91	0	0	1	—	0	—	1	8
Ashley Ambrose, CB 1996-98	0	0						

(All-time individual statistics — all-time scoring, continued)

Jim Hargrove, RB 1981.....	1	0	0	—	0	—	0	6
Bo Harris, LB 1975-82.....	0	0	1	—	0	—	0	6
Artrell Hawkins, CB 1998-2003.....	0	0	1	—	0	—	0	6
Jeff Hayes, P 1986.....	1	0	0	—	0	—	0	6
Rodney Heath, CB 1999-2001.....	0	0	1	—	0	—	0	6
Bobby Hunt, S 1968-69.....	1	0	0	—	0	—	0	6
Lynn James, WR 1990-91.....	0	1	0	—	0	—	0	6
Dick Jauron, S 1978-81.....	0	0	1	—	0	—	0	6
Bill Johnson, RB 1985-87.....	1	0	0	—	0	—	0	6
Landon Johnson, LB 2004-07.....	0	0	1	—	0	—	0	6
Lee Johnson, P-K 1988-98.....	0	0	0	—	0	2	0	6
Roger Jones, CB 1994-96.....	0	0	1	—	0	—	0	6
Kevin Kaesviharn, S-CB 2001-06.....	0	0	1	—	0	—	0	6
Ethan Kilmer, S 2006-08.....	0	0	1	—	0	—	0	6
Charlie King, CB 1968-69.....	0	0	1	—	0	—	0	6
<b>Tyler Kroft, TE 2015.....</b>	<b>0</b>	<b>1</b>	<b>0</b>	—	0	—	0	<b>6</b>
Howie Kurnick, LB 1979-80.....	0	0	1	—	0	—	0	6
Kyle Larson, P 2004-08.....	1	0	0	—	0	—	0	6
Jim LeClair, LB 1972-83.....	0	0	1	—	0	—	0	6
Marc Logan, RB 1987-88.....	1	0	0	—	0	—	0	6
Bob Maddox, DE 1974.....	0	0	1	—	0	—	0	6
Massimo Manca, K 1987.....	0	0	0	3	0	1	0	6
David McCluskey, RB 1987.....	1	0	0	—	0	—	0	6
John McDaniel, WR 1974-77.....	0	1	0	—	0	—	0	6
Scott Mitchell, QB 2000-01.....	1	0	0	—	0	—	0	6
Ostell Miles, RB 1992-93.....	1	0	0	—	0	—	0	6
Melvin Morgan, CB 1976-78.....	0	0	1	—	0	—	0	6
Reggie Nelson, S 2010-15.....	0	0	1	—	0	—	0	6
Terence Newman, CB 2012-14.....	0	0	1	—	0	—	0	6
Deltha O'Neal, CB 2004-07.....	0	0	1	—	0	—	0	6
<b>Cedric Peerman, RB 2010-15.....</b>	<b>1</b>	<b>0</b>	<b>0</b>	—	0	—	0	<b>6</b>
Chris Pressley, FB 2010-13.....	0	1	0	—	0	—	0	6

Dave Rayner, K 2008.....	0	0	0	3	0	1	0	6
Reggie Rembert, WR 1991-93.....	0	1	0	—	0	—	0	6
<b>Vincent Rey, LB 2010-15.....</b>	<b>0</b>	<b>0</b>	<b>1</b>	—	0	—	0	<b>6</b>
Wade Russell, TE 1987.....	0	1	0	—	0	—	0	6
Mike St. Clair, DE 1980-82.....	0	0	1	—	0	—	0	6
Sam Shade, S 1995-98.....	0	0	1	—	0	—	0	6
Sedrick Shaw, RB 1999.....	1	0	0	—	0	—	0	6
John Simmons, CB-PR-KOR 1981-86.....	0	0	1	—	0	—	0	6
Tom Smiley, RB 1968.....	1	0	0	—	0	—	0	6
Akili Smith, QB 1999-2002.....	1	0	0	—	0	—	0	6
Alex Smith, TE 2013-14.....	0	1	0	—	0	—	0	6
Kendal Smith, WR 1989-90.....	0	1	0	—	0	—	0	6
Jimmy Spencer, CB 1996-97.....	0	0	1	—	0	—	0	6
Milt Stegall, WR-KOR 1992-94.....	0	0	1	—	0	—	0	6
Eric Thomas, CB 1987-92.....	0	0	1	—	0	—	0	6
Odell Thurman, LB 2005.....	0	0	1	—	0	—	0	6
Melvin Tuten, OT-TE 1995-96.....	0	1	0	—	0	—	0	6
Fernandus Vinson, S 1991-94.....	0	0	1	—	0	—	0	6
Kevin Walter, WR 2003-05.....	0	1	0	—	0	—	0	6
<b>Andrew Whitworth, OT-G 2006-15.....</b>	<b>0</b>	<b>1</b>	<b>0</b>	—	0	—	0	<b>6</b>
Madieu Williams, S-CB 2004-07.....	0	0	1	—	0	—	0	6
Stepfret Williams, WR 1998.....	0	1	0	—	0	—	0	6
Alfred Williams, LB-DE 1991-94.....	0	0	0	—	0	—	2	4
Ross Browner, DE 1978-86.....	0	0	0	1	0	—	1	3
Coy Bacon, DE 1976-77.....	0	0	0	—	0	—	1	2
Gary Burley, DE 1975-83.....	0	0	0	—	0	—	1	2
Ron Carpenter, DT-DE 1970-76.....	0	0	0	—	0	—	1	2
Alex Gordon, LB 1991-93.....	0	0	0	—	0	—	1	2
Paul Justin, QB 1998.....	0	0	0	—	1	—	0	2
Lemar Marshall, LB 2007.....	0	0	0	—	0	—	1	2
Taylor Mays, S 2011-14.....	0	0	0	—	0	—	1	2
Scott Schutt, LB 1987.....	0	0	0	—	0	—	1	2
Sherman White, DE 1972-75.....	0	0	0	—	0	—	1	2
Sandro Vitiello, K 1980.....	0	0	0	1	0	0	0	1

ALL-TIME RUSHING

Order based on total yards. Updated through 2015 season.  
Players active with Bengals as of July 31, 2016 are listed in bold.

PLAYER, POS., YEARS	ATT	YDS	AVG	LG	TD
Corey Dillon, RB 1997-2003.....	1865	8061	4.3	96	45
James Brooks, RB 1984-91.....	1344	6447	4.8	65	37
Rudi Johnson, RB 2001-07.....	1441	5742	4.0	54	48
Pete Johnson, RB 1977-83.....	1402	5421	3.9	65	64
Cedric Benson, RB 2008-11.....	1109	4176	3.8	46	21
Harold Green, RB 1990-95.....	968	3727	3.9	75	8
Essex Johnson, RB-KOR-PR 1968-75.....	675	3070	4.5	86	18
Boobie Clark, FB 1973-78.....	779	2978	3.8	26	25
Archie Griffin, RB 1976-83.....	691	2808	4.1	77	7
Charles Alexander, HB-FB 1979-85.....	748	2645	3.5	37	13
Larry Kinnebrew, FB 1983-87.....	639	2582	4.0	52	37
Paul Robinson, RB-KOR 1968-72.....	617	2441	4.0	87	19
Ken Anderson, QB 1971-86.....	397	2220	5.6	29	20
<b>Giovanni Bernard, RB 2013-15.....</b>	<b>492</b>	<b>2105</b>	<b>4.3</b>	<b>89</b>	<b>12</b>
<b>Jeremy Hill, RB 2014-15.....</b>	<b>445</b>	<b>1918</b>	<b>4.3</b>	<b>85</b>	<b>20</b>
Jess Phillips, RB-DB 1968-72.....	424	1860	4.4	83	8
BenJarvus Green-Ellis, RB 2012-13.....	498	1850	3.7	48	13
Ickey Woods, FB 1988-91.....	332	1525	4.6	56	27
Jeff Blake, QB 1994-99.....	285	1499	5.3	30	10
Derrick Fenner, FB 1992-94.....	374	1450	3.9	35	9
Lennil Elliott, RB 1973-78.....	324	1395	4.3	32	3
Boomer Esiason, QB 1984-92, 97.....	340	1355	4.0	24	5
Stanford Jennings, RB-KOR 1984-90.....	308	1225	4.0	20	9
Brandon Bennett, RB-KOR 1998-2003.....	306	1127	3.7	37	5
Stanley Wilson, RB 1983-84, 86, 88.....	253	1118	4.4	58	11
Kenny Watson, RB 2003-08.....	242	1117	4.6	25	8
Doug Dressler, RB 1970-74.....	272	1101	4.0	43	9
Bernard Scott, RB 2009-13.....	255	1035	4.1	61	4
Garrison Hearst, RB 1996.....	225	847	3.8	24	0
Eric Bieniemy, RB-KOR 1995-98.....	192	803	4.2	33	6
<b>Andy Dalton, QB 2011-15.....</b>	<b>262</b>	<b>766</b>	<b>2.9</b>	<b>20</b>	<b>14</b>
Ki-Jana Carter, RB 1995-99.....	227	747	3.3	79	16
Fred Willis, RB 1971-72.....	177	717	4.1	36	7
Chris Perry, RB-KOR 2004-08.....	177	606	3.4	30	2
Eric Ball, FB-KOR 1989-94.....	156	576	3.7	27	8
Stan Fritts, RB 1975-76.....	141	575	4.1	22	11
Deacon Turner, RB-KOR 1978-80.....	142	549	3.9	65	1
Craig Taylor, RB 1989-91.....	114	480	4.2	34	7
Bill Johnson, RB 1985-87.....	86	475	5.5	34	1
David Klingler, QB 1992-95.....	69	420	6.1	29	0
Steve Broussard, RB 1994.....	94	403	4.3	37	2
Charlie Davis, RB 1974-75.....	72	375	5.2	29	0
Ed Williams, RB 1974-75.....	93	374	4.0	19	5
Akili Smith, QB 1999-2002.....	70	371	5.3	24	1
Peter Warrick, WR-PR 2000-04.....	52	355	6.8	77	2
Virgil Carter, QB 1970-73.....	54	345	6.4	73	4
Brian Leonard, RB 2009-12.....	86	336	3.9	42	0
<b>Cedric Peerman, RB 2010-15.....</b>	<b>64</b>	<b>334</b>	<b>5.2</b>	<b>48</b>	<b>1</b>
Tony Davis, RB-PR 1976-78.....	84	316	3.8	16	5
Carson Palmer, QB 2003-10.....	179	316	1.8	15	5
Michael Basnight, RB 1999-2000.....	62	308	5.0	46	0
Ryan Fitzpatrick, QB 2007-08.....	60	304	5.1	22	2
Jon Kitna, QB 2001-05.....	101	299	3.0	20	5
Sam Wyche, QB 1968-70.....	43	299	7.0	23	3
Turk Schonert, QB 1980-85, 87-89.....	62	276	4.5	17	3
Marc Logan, RB 1987-88.....	39	213	5.5	51	1
Larry Johnson, RB 2009.....	46	204	4.4	27	0
Jack Thompson, QB 1979-82.....	39	200	5.1	21	6
Jeff Cothran, FB 1994-96.....	57	191	3.4	15	1
DeDe Dorsey, RB 2007-08.....	26	191	7.3	45	0
Donald Hollas, QB 1991-94.....	32	175	5.6	27	0
Chad Johnson, WR 2001-10.....	24	175	7.3	26	0
Eddie Brown, WR 1985-91.....	25	164	6.6	35	0
Mohamed Sanu, WR 2012-15.....	26	153	5.9	26	2
Jeremi Johnson, FB 2003-09.....	52	149	2.9	15	2
Greg Cook, QB 1969-74.....	25	148	5.9	30	1
Tom Smiley, RB 1968.....	63	146	2.3	11	1
Marvin Jones, WR 2012-15.....	16	145	9.1	37	0
Nick Luchey, FB/H-B 1999-2002, 05.....	33	143	4.3	13	2
T.J. Houshmandzadeh, WR-PR 2001-08.....	23	142	6.2	17	1
Darnay Scott, WR 1994-2001.....	21	137	6.5	23	0
Warren McVea, WR 1968.....	9	133	14.8	80	1
Estes Banks, RB 1968.....	34	131	3.9	20	0
Brian Milne, FB 1996-99.....	34	125	3.7	26	4
Clem Turner, RB 1969.....	23	105	4.6	34	0
Ron Lamb, RB 1968-71.....	33	100	3.0	17	0
David McCluskey, RB 1987.....	29	94	3.2	12	1
<b>A.J. Green, WR 2011-15.....</b>	<b>11</b>	<b>93</b>	<b>8.5</b>	<b>22</b>	<b>0</b>
Jeff Hayes, P 1986.....	92	30.7	6.1	1	1
Mike Dingle, RB 1991-92.....	21	91	4.3	21	0
Rodney Tate, RB 1982-83.....	27	79	2.9	13	0
Ostell Miles, RB 1992-93.....	30	78	2.6	15	1
Isaac Curtis, WR 1973-84.....	25	76	3.0	20	0
Dana Wright, RB 1987.....	24	74	3.1	10	0
Andre Caldwell, WR-KOR 2008-11.....	9	73	8.1	26	0
Curtis Keaton, RB-KOR 2000-01.....	11	72	6.5	21	0
Dave Walter, QB 1987.....	16	70	4.4	16	0
Erik Wilhelm, QB 1989-91, 93-97.....	19	69	3.6	18	0
Jim Hargrove, RB 1981.....	16	66	4.1	27	1
John Reeves, QB 1975-78.....	17	63	3.7	20	2
Scott Mitchell, QB 2000-01.....	10	61	6.1	12	1
Dan Rice, RB 1987.....	18	59	3.3	8	0
Andrew Hawkins, WR 2011-13.....	13	58	4.5	11	0
David Verser, WR-KOR 1981-84.....	7	48	6.9	29	0
Lorenzo Neal, FB 2001-02.....	14	41	2.9	9	0
Jay Schroeder, QB 1993.....	10	41	4.1	20	0
James Joseph, RB 1995.....	16	40	2.5	8	0
Don Bass, WR-TE 1978-81.....	6	40	6.7	14	0
Joe Wilson, RB 1973.....	10	39	3.9	11	0
Champ Henson, RB 1975.....	11	38	3.5	8	0
Tom Dinkel, LB 1978-83, 85.....	3	34	11.3	20	0
Neil O'Donnell, QB 1998.....	13	34	2.6	10	0
<b>Rex Burkhead, RB 2013-15.....</b>	<b>13</b>	<b>31</b>	<b>2.4</b>	<b>10</b>	<b>1</b>
<b>AJ McCarron, 2014-15.....</b>	<b>14</b>	<b>31</b>	<b>2.2</b>	<b>16</b>	<b>0</b>
<b>James Wright, WR 2014-15.....</b>	<b>3</b>	<b>30</b>	<b>10.0</b>	<b>13</b>	<b>0</b>
James Johnson, RB 2008.....	9	29	3.2	12	0
Dale Livingston, P-K 1968-69.....	2	29	14.5	18	0
Cliff Groce, FB 1999-2000.....	11	26	2.4	8	1
Eric Crabtree, WR 1969-71.....	4	24	6.0	16	0
Mike Martin, WR-PR-KOR 1983-89.....	3	24	8.0	15	0
Steve Kreider, WR 1979-86.....	4	23	5.8	21	0
Gus Frerotte, QB 2002.....	4	22	5.5	9	0
Charlie Joiner, WR 1972-75.....	5	22	4.4	8	0
Dave Lewis, P-QB 1970-73.....	12	22	1.8	15	0
Tab Perry, WR 2005-07.....	6	22	3.7	9	1
Daniel Pope, P 2000.....	2	22	11.0	22	0
Speedy Thomas, WR 1969-72.....	8	22	2.8	16	1
Chris Crocker, S 2008-13.....	1	21	21.0	21	0
Saint Saffold, WR 1968.....	1	21	21.0	21	0
<b>Brandon Tate, WR-KOR-PR, 2011-15.....</b>	<b>4</b>	<b>21</b>	<b>5.3</b>	<b>12</b>	<b>0</b>
Tommy Casanova, S-PR 1972-77.....	1	20	20.0	20	0
John Holfield, FB 1988-89.....	11	20	1.8	11	0
Greg Meenan, WR 1987.....	4	19	4.8	17	0
Adrian Breen, QB 1987.....	6	18	3.0	9	0
Tim McGee, WR-KOR 1986-92, 94-95.....	8	18	2.3	25	0
Ben Bennett, QB 1987.....	2	17	8.5	9	0
Dewey Warren, QB 1968.....	4	17	4.3	12	0
Cliff Russell, WR-KOR 2004.....	3	15	5.0	13	0
Jeff Query, WR 1992-95.....	3	14	4.7	8	0
Reece Morrison, RB 1972-73.....	4	13	3.3	8	0
Cleotha Montgomery, RB-PR-KOR 1980.....	1	12	12.0	12	0
J.T. O'Sullivan, QB 2009.....	3	12	4.0	6	0
John Farley, RB 1984.....	7	11	1.6	5	0
Lynn James, WR 1990-91.....	1	11	11.0	11	0
Kyle Larson, P 2004-08.....	1	11	11.0	11	1
Laveranus Coles, WR 2009.....	2	10	5.0	8	0
Rex Keeling, P 1968.....	1	10	10.0	10	0
Antonio Chatman, WR-PR 2006-09.....	3	9	3.0	5	0
Damon Gibson, WR-PR 1998.....	1	9	9.0	9	0
Willie Shelby, RB-PR-KOR 1976-77.....	5	9	1.8	3	0
Wayne Clark, QB 1974.....	1	8	8.0	8	1
Steve Conley, RB 1972.....	3	8	2.7	5	0
Reggie McNeal, WR 2006.....	1	8	8.0	8	0
Sandy Durko, S 1970-72.....	1	7	7.0	7	0
Mike Levenseller, WR 1979-80.....	1	6	6.0	6	0
Carl Pickens, WR-PR 1992-99.....	6	6	1.0	6	0
Patrick Robinson, WR-PR-KOR 1993.....	1	6	6.0	6	0
Ryan Benjamin, RB 1993.....	3	5	1.7	2	0
Daniel Herron, RB 2012.....	4	5	1.3	6	0
Bobby Hunt, S 1968-69.....	1	5	5.0	5	1
Mike Norseth, QB 1987-88.....	1	5	5.0	5	0
Michael Blair, FB 1998.....	1	4	4.0	4	0
Glenn Bujnoch, G 1976-82.....	1	4	4.0	4	1
Doug Gaynor, QB 1986.....	1	4	4.0	4	0
Jordan Palmer, QB 2008-10.....	1	4	4.0	4	0
Kelley Washington, WR 2003-06.....	2	4	2.0	5	0
Ted Washington, RB 1968.....	1	4	4.0	4	0
John McDaniel, WR 1974-77.....	2	3	1.5	5	0
Nathan Poole, RB 1979-80.....	6	3	0.5	7	0
Rod Sherman, WR-K 1968.....	1	3	3.0	3	0
Glenn Holt, WR-KOR 2006-08.....	2	2	1.0	1	0
Paul Justin, QB 1998.....	1	2	2.0	2	0
Jerome Simpson, WR 2008-11.....	1	2	1.0	2	0
Quincy Wilson, RB 2006-07.....	2	2	1.0	5	0
Jason Burns, RB 1995.....	1	1	1.0	1	0
Jason Campbell, QB 2014.....	1	1	1.0	1	0
Bruce Coslet, TE 1969-76.....	1	1	1.0	1	0
Skyler Green, WR 2007.....	1	1	1.0	1	0
John Stofa, QB 1968-69.....	10	1	0.1	13	0
Michael Westbrook, WR 2002.....	1	1	1.0	1	0
Marvin Cobb, S 1975-79.....	1	0	0.0	0	0
Brad Costello, P 1998-99.....	1	0	0.0	0	0
Rod Hertel, QB 1978.....	1	0	0.0	0	0
<b>Ryan Hewitt, H-B 2014-15.....</b>	<b>1</b>	<b>0</b>	<b>0.0</b>	<b>0</b>	<b>0</b>
Chris Pressley, FB 2010-13.....	1	0	0.0	0	0
Jim Corbett, TE 1977-80.....	1	-1	-1.0	-1	0
Bruce Gradkowski, QB 2011-12.....	7	-1	-0.1	1	0
Scottie Graham, RB 1997.....	1	-1	-1.0	-1	0
<b>Kevin Huber, P 2009-15.....</b>	<b>3</b>	<b>-1</b>	<b>-0.3</b>	<b>0</b>	<b>0</b>
Eric Kresser, QB 1997-99.....	1	-1	-1.0	-1	0
Dennis Law, WR-PR 1978.....	1	-1	-1.0	-1	0
Dane Sanzenbacher, WR 2013-14.....	1	-1	-1.0	-1	0
Bob Trumpy, TE-WR 1968-77.....	1	-1	-1.0	-1	0

(All-time individual stats — all-time rushing, cont.)

Craig Yeast, WR-PR 1999-2000.....	3	-1	-0.3	15	0
Jeff Christensen, QB 1983.....	1	-2	-2.0	-2	0
Quan Cosby, WR-PR 2009-10.....	1	-2	-2.0	-2	0

Ira Hillary, WR 1987-89.....	1	-2	-2.0	-2	0
Jeff Hill, WR 1994-96.....	1	-3	-3.0	-3	0
Scott Covington, QB 1999-2001.....	2	-4	-2.0	-2	0
M.L. Harris, TE 1980-85.....	4	-5	-1.3	0	0
Neil Rackers, K 2000-02.....	1	-5	-5.0	-5	0
Pat McNally, P-WR 1976-85.....	5	-7	-1.4	18	0

Anthony Wright, QB 2006.....	4	-12	-3.0	-1	0
Mike Barber, WR 1990-92.....	1	-13	-13.0	-13	0
David Dunn, WR 1995-98.....	1	-13	-13.0	-13	0
Cris Collinsworth, WR 1981-88.....	7	-15	-2.1	7	0
Billy Brooks, WR 1976-79.....	3	-17	-5.7	4	0
Lee Johnson, P 1988-98.....	4	-25	-6.3	0	0

ALL-TIME PASSING

Order based on passer rating. Updated through 2015 season.  
Players active with Bengals as of July 31, 2016 are listed in bold.

500 OR MORE ATTEMPTS

PLAYER, POS., YEARS	ATT	CMP	CMP%	YDS	TD	INT	RAT
Andy Dalton, QB 2011-15.....	2497	1556	62.3	18,008	124	73	88.4
Carson Palmer, QB 2003-10.....	3217	2024	62.9	22,694	154	100	86.9
Boomer Esiason, QB 1984-92, 97.....	3564	2015	56.5	27,149	187	131	83.1
Ken Anderson, QB 1971-86.....	4475	2654	59.3	32,838	197	160	81.9
Jeff Blake, QB 1994-99.....	2221	1240	55.8	15,134	93	62	79.3
Virgil Carter, QB 1970-73.....	582	328	56.4	3850	22	20	74.9
Jon Kitna, QB 2001-05.....	1707	1009	59.1	10,707	59	59	74.6
David Klingler, QB 1992-95.....	687	375	54.6	3880	16	21	66.1

50-499 ATTEMPTS

PLAYER, POS., YEARS	ATT	CMP	CMP%	YDS	TD	INT	RAT
AJ McCarron, 2014-15.....	119	79	66.4	854	6	2	97.1
Neil O'Donnell, QB 1998.....	343	212	61.8	2216	15	4	90.2
Greg Cook, QB 1969-74.....	200	107	53.5	1865	15	11	87.6
Sam Wyche, QB 1968-70.....	220	115	52.3	1743	12	8	81.7
Turk Schonert, QB 1980-85, 87-89.....	350	216	61.7	2756	7	12	78.7
Erik Wilhelm, QB 1989-91, 93-97.....	136	77	56.6	912	5	6	71.1
Ryan Fitzpatrick, QB 2007-08.....	372	221	59.4	1905	8	9	70.0
Jay Schroeder, QB 1993.....	159	78	49.1	832	5	2	70.0
Donald Hollas, QB 1991-94.....	115	67	58.3	645	3	5	64.6
John Stofa, QB 1968-69.....	177	85	48.0	896	5	5	60.8
Paul Justin, QB 1998.....	63	34	54.0	426	1	3	60.7
Dewey Warren, QB 1968.....	80	47	58.8	506	1	4	60.7
Jack Thompson, QB 1979-82.....	370	175	47.3	2072	13	19	55.1
Akili Smith, QB 1999-2002.....	461	215	46.6	2212	5	13	52.8
John Reeves, QB 1975-78.....	276	131	47.5	1546	7	17	47.8
Gus Frerotte, QB 2002.....	85	44	51.8	437	1	5	46.1
Scott Mitchell, QB 2000-01.....	199	93	46.7	1004	3	11	44.0

FEWER THAN 50 ATTEMPTS

PLAYER, POS., YEARS	ATT	CMP	CMP%	YDS	TD	INT	RAT
Mohamed Sanu, WR 2012-15.....	5	5	100.0	177	2	0	158.3
Archie Griffin, RB 1976-83.....	4	3	75.0	39	2	0	144.8
Lee Johnson, P-K 1988-98.....	5	4	80.0	19	2	0	122.1
Lenvil Elliott, RB 1973-78.....	1	1	100.0	17	0	0	118.8

Jack Gehrk, WR 1969.....	1	100.0	13	0	0	118.8
Darnay Scott, WR 1994-2001.....	1	100.0	53	0	0	118.8
Jim Breech, K 1980-92.....	1	100.0	12	0	0	116.7
Pat McNally, P-WR 1976-85.....	4	3	75.0	81	0	116.7
Anthony Wright, QB 2006.....	3	3	100.0	31	0	109.7
Doug Gaynor, QB 1986.....	3	3	100.0	30	0	108.3
James Brooks, RB 1984-91.....	2	1	50.0	8	1	100.0
Dale Livingston, P-K 1968-69.....	2	2	100.0	15	0	97.9
Fred Willis, RB 1971-72.....	3	2	66.7	24	0	91.0
Scott Covington, QB 1999-2001.....	5	4	80.0	23	0	85.8
Adrian Green, QB 1987.....	8	3	37.5	9	1	85.4
Carl Pickens, WR-PR 1992-99.....	3	2	66.7	18	0	82.6
Stan Fritts, RB 1975-76.....	4	2	50.0	31	0	76.0
Jason Campbell, QB 2014.....	19	11	57.9	74	0	66.6
Dave Walter, QB 1987.....	21	10	47.6	113	0	64.2
Bruce Gradkowski, QB 2011-12.....	29	13	44.8	174	1	61.6
Dave Green, P-K 1974-75.....	3	1	33.3	22	0	60.4
Dave Lewis, P-QB 1970-73.....	14	6	42.9	57	0	54.8
Eric Kresser, QB 1997-99.....	21	10	47.6	164	1	50.6
J.T. O'Sullivan, QB 2009.....	11	4	36.4	40	0	47.5
Eric Bieniemy, RB-KOR 1995-98.....	2	0	0.0	0	0	39.6
Steve Broussard, RB 1994.....	1	0	0.0	0	0	39.6
Ki-Jana Carter, RB 1995-99.....	1	0	0.0	0	0	39.6
Marvin Cobb, S 1975-79.....	1	0	0.0	0	0	39.6
David Dunn, WR-KOR 1995-98.....	1	0	0.0	0	0	39.6
Rob Hertel, QB 1978.....	4	1	25.0	9	0	39.6
Lynn James, WR 1990-91.....	1	0	0.0	0	0	39.6
Chad Johnson, WR 2001-10.....	1	0	0.0	0	0	39.6
Rex Keeling, P 1968.....	1	0	0.0	0	0	39.6
Doug Pelfrey, K 1993-99.....	1	0	0.0	0	0	39.6
Bernard Scott, RB 2009-13.....	1	0	0.0	0	0	39.6
Jordan Palmer, QB 2008-10.....	15	10	66.7	59	0	34.4
Wayne Clark, QB 1974.....	22	9	40.9	98	0	31.2
Ben Bennett, QB 1987.....	6	2	33.3	25	0	1.7
Cris Collinsworth, WR 1981-88.....	1	0	0.0	0	1	0.0
Corey Dillon, RB 1997-2003.....	1	0	0.0	0	1	0.0
Steve Kreider, WR 1979-86.....	7	2	28.6	14	0	0.0
Todd Philcox, QB 1990.....	2	0	0.0	0	1	0.0
*Eddie Brown, WR 1985-91.....	0	0	—	0	0	—
*Ira Hillary, WR-PR 1987-89.....	0	0	—	0	0	—

\*Sacked on only pass play.

ALL-TIME RECEIVING

Order based on total receptions. Updated through 2015 season.  
Players active with Bengals as of July 31, 2016 are listed in bold.

PLAYER, POS., YEARS	REC	YDS	AVG	LG	TD
Chad Johnson, WR 2001-10.....	751	10,783	14.4	82	66
Carl Pickens, WR 1992-99.....	530	6887	13.0	75	63
T.J. Houshmandzadeh, WR 2001-08.....	507	5782	11.4	62	37
Cris Collinsworth, WR 1981-88.....	417	6698	16.1	74	36
Isaac Curtis, WR 1973-84.....	416	7101	17.1	85	53
A.J. Green, WR 2011-15.....	415	6171	14.9	82	45
Darnay Scott, WR 1994-2001.....	386	5975	15.5	88	36
Eddie Brown, WR 1985-91.....	363	6134	16.9	86	41
Rodney Holman, TE 1982-92.....	318	4329	13.6	73	34
Tony McGee, TE 1993-2001.....	299	3795	12.7	54	20
Bob Trumpy, TE-WR 1968-77.....	298	4600	15.4	80	35
James Brooks, RB 1984-91.....	297	3012	10.1	57	27
Tim McGee, WR 1986-92, 94-95.....	282	4703	16.7	78	25
Jermaine Gresham, TE 2010-14.....	280	2722	9.7	55	24
Peter Warrick, WR-PR 2000-04.....	264	2811	10.6	77	18
Dan Ross, TE 1979-83, 85.....	263	3204	12.2	41	16
Chip Myers, WR 1969-76.....	218	3079	14.1	63	12
Archie Griffin, RB 1976-83.....	192	1607	8.4	52	6
Corey Dillon, RB 1997-2003.....	192	1482	7.7	41	5
Pete Johnson, RB 1977-83.....	173	1327	7.7	34	6
Charles Alexander, HB-FB 1979-85.....	165	1130	6.8	65	2
Mohamed Sanu, WR 2012-15.....	152	1793	11.8	76	11
Boobie Clark, FB 1973-78.....	151	1139	7.5	39	2
Steve Kreider, WR 1979-86.....	150	2119	14.1	56	9
Giovani Bernard, RB 2013-15.....	148	1335	9.0	46	5
Harold Green, RB 1990-95.....	145	1004	6.9	34	3
Marvin Jones, WR 2012-15.....	134	1729	12.9	47	15
Eric Bieniemy, RB 1995-98.....	133	1098	8.3	42	0
Reggie Kelly, TE 2003-10.....	125	970	7.8	32	3
Andre Caldwell, WR-KOR 2008-11.....	124	1172	9.5	53	6
Essex Johnson, RB-PR-KOR 1968-75.....	121	1541	12.7	78	11
Chris Henry, WR 2005-09.....	119	1826	15.3	73	21
Don Bass, TE-WR 1978-81.....	117	1580	13.5	55	13
Stanford Jennings, RB-KOR 1984-90.....	107	1027	9.6	43	9
Kenny Watson, RB 2003-08.....	103	762	7.4	46	1
Lenvil Elliott, RB 1973-78.....	102	921	9.0	33	9
Rudi Johnson, RB 2001-07.....	101	588	5.8	33	1
M.L. Harris, TE 1980-85.....	99	1369	13.8	80	10
Tyler Eifert, TE 2013-15.....	94	1097	11.7	61	15
Billy Brooks, WR 1976-79.....	93	1683	18.1	94	7
Speedy Thomas, WR 1969-72.....	93	1236	13.3	90	8
Derrick Fenner, FB 1992-94.....	91	744	8.2	40	2
Matt Schobel, TE 2002-05.....	90	938	10.4	76	9
Brandon Bennett, RB 1998-2003.....	90	756	8.4	55	1
Ron Dugans, WR 2000-02.....	89	797	9.0	31	3
Doug Dressler, RB 1970-74.....	87	689	7.9	33	1
Andrew Hawkins, WR 2011-13.....	86	995	11.6	59	4
Brian Leonard, RB 2009-12.....	83	631	7.6	37	1

Chris Perry, RB-KOR 2004-08.....	83	474	5.7	28	2
Charlie Joiner, WR 1972-75.....	82	1463	17.8	65	6
Cedric Benson, RB 2008-11.....	80	556	7.0	79	1
Jeff Query, WR 1992-95.....	77	963	12.5	83	7
David Dunn, WR-KOR 1995-98.....	76	1132	14.9	40	4
Jess Phillips, RB-DB 1968-72.....	76	427	5.6	31	2
Eric Crabtree, WR 1969-71.....	73	1188	16.3	73	11
Terrell Owens, WR 2010.....	72	983	13.7	78	9
Kelley Washington, WR 2003-06.....	72	893	12.4	51	9
Jerome Simpson, WR 2008-11.....	71	1004	14.1	84	7
Marco Battaglia, TE 1996-2001.....	70	651	9.3	34	2
Paul Robinson, RB-KOR 1968-72.....	69	454	6.6	68	2
Mike Martin, WR-PR-KOR 1983-89.....	67	1017	15.2	54	6
Eric Kattus, TE 1986-91.....	66	698	10.6	57	5
Larry Kinnebrew, FB 1983-87.....	65	600	9.2	31	3
Bruce Coslet, TE 1969-76.....	61	878	14.4	71	9
Jeremi Johnson, FB 2003-09.....	61	310	5.1	27	6
Pat McNally, P-WR 1976-85.....	57	808	14.2	59	5
Jordan Shipley, WR 2010-11.....	56	614	11.0	64	3
Ki-Jana Carter, RB 1995-99.....	52	375	7.2	35	1
Brian Milne, FB 1996-99.....	52	291	5.6	20	0
Tony Stewart, TE 2002-06.....	50	412	8.2	26	2
Ickey Woods, FB 1988-91.....	47	397	8.4	25	0
Danny Farmer, WR 2000-02.....	43	611	14.2	51	1
Laveranues Coles, WR 2009.....	43	514	12.0	40	5
Antonio Chatman, WR-PR 2006-09.....	43	365	8.5	25	1
<b>Jeremy Hill, RB 2014-15.....</b>	<b>42</b>	<b>294</b>	<b>7.0</b>	<b>38</b>	<b>1</b>
Lorenzo Neal, RB 2001-02.....	40	234	5.9	15	2
Willie Jackson, WR 1998-99.....	38	534	14.1	47	2
Mike Barber, WR 1990-92.....	37	451	12.2	42	2
Jim Riggs, TE 1987-92.....	37	274	7.4	17	0
Reggie Rembert, WR 1991-93.....	36	437	12.1	27	1
Craig Thompson, TE 1992-93.....	36	281	7.8	32	3
Clif Groce, FB 1999-2000.....	36	199	5.5	14	0
Steve Broussard, RB 1994.....	34	218	6.4	25	0
<b>Brandon Tate, WR 2011-15.....</b>	<b>33</b>	<b>469</b>	<b>14.2</b>	<b>55</b>	<b>3</b>
Fred Willis, RB 1971-72.....	33	269	8.2	29	0
Rod Sherman, WR 1968.....	31	374	12.1	27	1
Kevin Walter, WR 2003-05.....	30	296	9.9	33	1
Daniel Coats, TE-FB 2007-10.....	30	291	9.7	25	0
Bernard Scott, RB 2009-13.....	29	165	5.7	25	0
James Hundon, WR 1996-99.....	28	416	14.9	61	4
Craig Taylor, RB 1989-91.....	28	188	6.7	20	3
Craig Yeast, WR 1999-2000.....	27	321	11.9	27	0
Ira Hillary, WR-PR 1987-89.....	27	303	11.2	31	2
Stanley Wilson, RB 1983-84, 86, 88.....	27	277	10.3	34	2
J.P. Foschi, TE 2009-10.....	27	260	9.6	27	2
John McDaniel, WR 1974-77.....	26	459	17.7	60	1
BenJarvus Green-Ellis, RB 2012-13.....	26	126	4.8	13	0
Jim Corbett, TE 1977-80.....	25	376	15.0	51	0
Deacon Turner, RB-KOR 1978-80.....	25	141	5.6	15	0
Nick Lucche, FB/H-B 1999-2002. 05.....	24	226	9.4	20	0

(All-time individual stats — all-time receiving, cont.)

Mike Dingle, RB 1991-92.....	5	23	4.6	12	1	Jack Novak, TE 1975.....	2	34	17.0	19	0	Al Chandler, TE, 1973-74.....	1	9	9.0	9	0
Kevin Brock, TE 2014.....	5	21	4.2	10	0	Mike Levenseller, WR 1979-80.....	2	30	15.0	22	0	Curtis Keaton, RB-KOR 2000-01.....	1	9	9.0	9	0
Clem Turner, RB 1969.....	5	14	2.8	8	0	John Garrett, WR 1989.....	2	29	14.5	18	0	Mike Kelly, TE 1970-72.....	1	9	9.0	9	0
Ron Lamb, RB 1968-71.....	4	77	19.3	60	0	Tim George, WR 1973.....	2	28	14.0	19	0	David McCluskey, RB 1987.....	1	8	8.0	8	0
Gunnard Twyner, WR 1997.....	4	45	11.3	16	0	Wade Russell, TE 1987.....	2	27	13.5	23	1	Michael Blair, FB 1998.....	1	7	7.0	7	0
Jeff Hill, WR 1994-96.....	4	44	11.0	18	0	John Holfield, RB 1988-89.....	2	18	9.0	14	0	Akili Smith, QB 1999-2002.....	1	6	6.0	6	0
Milt Stegall, WR-KOR 1992-94.....	4	43	10.8	13	1	Ed Marshall, WR 1971.....	2	18	9.0	10	0	Drew Buie, WR 1972.....	1	5	5.0	5	0
Dana Wright, RB 1987.....	4	28	7.0	11	0	Andre White, TE 1968.....	2	18	9.0	11	0	Marcus Maxwell, WR 2007-08.....	1	5	5.0	5	0
Jeff Thomason, TE 1992-93.....	4	22	5.5	10	0	Kirk McMullen, TE 2001.....	2	15	7.5	11	0	Sam Wyche, QB 1968-70.....	1	5	5.0	5	0
Estes Banks, RB 1968.....	4	15	3.8	13	1	Don Kern, TE 1984-85.....	2	14	7.0	9	0	Brian Blados, G-OT 1984-91.....	1	4	4.0	4	0
Skyler Green, WR 2007.....	3	33	11.0	18	0	Melvin Tuten, OT-TE 1995-96.....	2	12	6.0	9	1	Reece Morrison, RB 1972-73.....	1	4	4.0	4	0
Shane Garrett, WR-KOR 1991-92.....	3	32	10.7	13	0	John Farley, RB 1984.....	2	11	5.5	10	0	C.J. Uzomah, 2015.....	1	4	4.0	4	0
Chase Coffman, TE 2009-10.....	3	30	10.0	14	0	Nate Lawrie, TE 2007-08.....	2	11	5.5	7	0	Willie Shelby, RB-KOR-PR 1976-77.....	1	3	3.0	3	0
Greg Meehan, WR 1987.....	3	25	8.3	12	0	Carl Parker, WR 1988-89.....	1	45	45.0	45	0	Andrew Whitworth, OT-G, 2006-15.....	1	1	1.0	1	1
Alex Smith, TE 2013-14.....	3	12	4.0	7	1	Tommie Smith, WR 1969.....	1	41	41.0	41	0	Scottie Graham, RB 1997.....	1	1	1.0	1	0
Larry Johnson, RB 2009.....	3	4	1.3	6	0	Jake Fisher, 2015.....	1	31	31.0	31	0	Jim Hargrove, RB 1981.....	1	0	0.0	0	0
Nathan Poole, RB 1979-80.....	3	-14	-4.7	3	0	Bernard Jackson, S-CB-KOR 1972-76.....	1	22	22.0	22	0	Champ Henson, RB 1975.....	1	-2	-2.0	-2	0
Marquis Pleasant, WR 1987.....	2	45	22.5	35	0	Cliff Russell, WR-KOR 2004.....	1	21	21.0	21	0	Ryan Fitzpatrick, QB 2007-08.....	1	-3	-3.0	-3	0
Derek Ware, TE 1995.....	2	36	18.0	21	0	Andy Dalton, QB 2011-15.....	1	18	18.0	18	1	Sedrick Shaw, RB 1999.....	1	-4	-4.0	-4	0
						Ryan Benjamin, RB 1993.....	1	16	16.0	16	0	David Klingler, QB 1992-95.....	1	-6	-6.0	-6	0
						Mario Alford, 2015.....	1	15	15.0	15	0						
						Bill Peterson, LB 1968-72.....	1	10	10.0	10	0						

ALL-TIME INTERCEPTIONS

Order based on total interceptions. Updated through 2015 season. Players active with Bengals as of July 31, 2016 are listed in bold.

PLAYER, POS., YEARS	NO	TD	Rickey Dixon, DB 1988-92.....	6	0	Carl Zander, LB 1985-91.....	3	0	Oliver Gibson, DT-NT 1999-2003.....	1	0
Ken Riley, CB 1969-83.....	65	5	Rod Jones, CB 1990-96.....	6	0 <td>Ken Avery, LB 1969-74.....</td> <td>2</td> <td>0<td>David Grant, NT 1988-91.....</td><td>1</td><td>0</td></td>	Ken Avery, LB 1969-74.....	2	0 <td>David Grant, NT 1988-91.....</td> <td>1</td> <td>0</td>	David Grant, NT 1988-91.....	1	0
Louis Breeden, CB 1977-87.....	33	2	<b>Dre Kirkpatrick, CB 2012-15.....</b>	6	2	Rogers Beckett, S 2003-04.....	2	0 <td>John Guillory, DB 1969-70.....</td> <td>1</td> <td>0</td>	John Guillory, DB 1969-70.....	1	0
David Fulcher, S 1986-92.....	31	2	<b>Rey Mauluga, LB 2009-15.....</b>	6	0 <td>Chris Carter, S 2000-01.....</td> <td>2</td> <td>0<td>James Harrison, LB 2013.....</td><td>1</td><td>0</td></td>	Chris Carter, S 2000-01.....	2	0 <td>James Harrison, LB 2013.....</td> <td>1</td> <td>0</td>	James Harrison, LB 2013.....	1	0
Leon Hall, CB 2007-15.....	26	3	Chinedum Ndukwe, S 2007-10.....	6	0 <td>Mike Fuller, S-PR 1981-82.....</td> <td>2</td> <td>0<td>Sherrill Headrick, LB 1968.....</td><td>1</td><td>0</td></td>	Mike Fuller, S-PR 1981-82.....	2	0 <td>Sherrill Headrick, LB 1968.....</td> <td>1</td> <td>0</td>	Sherrill Headrick, LB 1968.....	1	0
Lemar Parrish, CB-PR-KOR 1970-77.....	25	4	Jimmy Spencer, CB 1996-97.....	6	0 <td>Harry Gunner, DE 1968-69.....</td> <td>2</td> <td>1<td>Kim Herring, S 2004-05.....</td><td>1</td><td>0</td></td>	Harry Gunner, DE 1968-69.....	2	1 <td>Kim Herring, S 2004-05.....</td> <td>1</td> <td>0</td>	Kim Herring, S 2004-05.....	1	0
Reggie Nelson, S 2010-15.....	23	1	Bracey Walker, S 1994-96.....	6	0 <td>Roger Jones, CB 1994-96.....</td> <td>2</td> <td>1<td>Bryan Hicks, S 1980-84.....</td><td>1</td><td>0</td></td>	Roger Jones, CB 1994-96.....	2	1 <td>Bryan Hicks, S 1980-84.....</td> <td>1</td> <td>0</td>	Bryan Hicks, S 1980-84.....	1	0
Tory James, CB 2003-06.....	21	0	Mike Brim, CB 1993-95.....	5	1 <td>Joe Kelly, LB 1986-89.....</td> <td>2</td> <td>0<td>Landon Johnson, LB 2004-07.....</td><td>1</td><td>0</td></td>	Joe Kelly, LB 1986-89.....	2	0 <td>Landon Johnson, LB 2004-07.....</td> <td>1</td> <td>0</td>	Landon Johnson, LB 2004-07.....	1	0
Tommy Casanova, S-PR 1972-77.....	17	2	Glenn Cameron, LB 1975-85.....	5	0 <td>Emmanuel Lamur, LB 2012-15.....</td> <td>2</td> <td>0<td>Dhani Jones, LB 2007-10.....</td><td>1</td><td>0</td></td>	Emmanuel Lamur, LB 2012-15.....	2	0 <td>Dhani Jones, LB 2007-10.....</td> <td>1</td> <td>0</td>	Dhani Jones, LB 2007-10.....	1	0
Deltha O'Neal, CB 2004-07.....	16	1	Neal Craig, S 1971-73.....	5	1 <td>Alonzo Mitz, DE 1991-92.....</td> <td>2</td> <td>0<td>Ethan Kilmer, S 2006-08.....</td><td>1</td><td>1</td></td>	Alonzo Mitz, DE 1991-92.....	2	0 <td>Ethan Kilmer, S 2006-08.....</td> <td>1</td> <td>1</td>	Ethan Kilmer, S 2006-08.....	1	1
Reggie Williams, LB 1976-89.....	16	1	Bobby Hunt, S 1968-69.....	5	0 <td>Melvin Morgan, CB 1976-78.....</td> <td>2</td> <td>0<td>Charlie King, CB 1968-69.....</td><td>1</td><td>1</td></td>	Melvin Morgan, CB 1976-78.....	2	0 <td>Charlie King, CB 1968-69.....</td> <td>1</td> <td>1</td>	Charlie King, CB 1968-69.....	1	1
Al Beauchamp, LB 1968-75.....	15	2	<b>George Iloka, S 2012-15.....</b>	5	0 <td>Mitchell Price, CB-PR 1990-93.....</td> <td>2</td> <td>0<td>Jevon Langford, DE 1996-2001.....</td><td>1</td><td>0</td></td>	Mitchell Price, CB-PR 1990-93.....	2	0 <td>Jevon Langford, DE 1996-2001.....</td> <td>1</td> <td>0</td>	Jevon Langford, DE 1996-2001.....	1	0
Robert Jackson, S 1981-87, 89.....	15	2	Terence Newman, CB 2012-14.....	5	0 <td>Keith Rivers, LB 2008-11.....</td> <td>2</td> <td>0<td>Corey Lynch, S 2008.....</td><td>1</td><td>0</td></td>	Keith Rivers, LB 2008-11.....	2	0 <td>Corey Lynch, S 2008.....</td> <td>1</td> <td>0</td>	Corey Lynch, S 2008.....	1	0
Kevin Kaesviharn, S-CB 2001-06.....	15	0	Bill Peterson, LB 1968-72.....	5	0 <td>Mark Roman, CB-S 2000-03.....</td> <td>2</td> <td>0<td>Tremain Mack, S-CB-KOR 1997-2000.....</td><td>1</td><td>0</td></td>	Mark Roman, CB-S 2000-03.....	2	0 <td>Tremain Mack, S-CB-KOR 1997-2000.....</td> <td>1</td> <td>0</td>	Tremain Mack, S-CB-KOR 1997-2000.....	1	0
Eric Thomas, CB 1987-92.....	15	1	Takeo Spikes, LB 1998-2002.....	5	1 <td>John Simmons, CB-PR-KOR 1981-86.....</td> <td>2</td> <td>1<td>Ricardo McDonald, LB 1992-97.....</td><td>1</td><td>0</td></td>	John Simmons, CB-PR-KOR 1981-86.....	2	1 <td>Ricardo McDonald, LB 1992-97.....</td> <td>1</td> <td>0</td>	Ricardo McDonald, LB 1992-97.....	1	0
Ray Horton, CB 1983-88.....	14	2	Odell Thurman, LB 2005.....	5	1 <td>Daryl Smith, CB 1987-88.....</td> <td>2</td> <td>0<td>Michael Myers, DT 2007.....</td><td>1</td><td>0</td></td>	Daryl Smith, CB 1987-88.....	2	0 <td>Michael Myers, DT 2007.....</td> <td>1</td> <td>0</td>	Michael Myers, DT 2007.....	1	0
Johnathan Joseph, CB 2006-10.....	14	3	Sandy Durko, S 1970-72.....	4	0 <td>Justin Smith, DE 2001-07.....</td> <td>2</td> <td>0<td>Tom Nelson, S 2009-10.....</td><td>1</td><td>0</td></td>	Justin Smith, DE 2001-07.....	2	0 <td>Tom Nelson, S 2009-10.....</td> <td>1</td> <td>0</td>	Tom Nelson, S 2009-10.....	1	0
Ashley Ambrose, CB 1996-98.....	13	1	Greg Myers, S-PR 1996-99.....	4	0 <td>Jimmy Turner, CB 1983-86.....</td> <td>2</td> <td>0<td>Rob Niehoff, S 1987.....</td><td>1</td><td>0</td></td>	Jimmy Turner, CB 1983-86.....	2	0 <td>Rob Niehoff, S 1987.....</td> <td>1</td> <td>0</td>	Rob Niehoff, S 1987.....	1	0
Marvin Cobb, S 1975-79.....	13	1	Scott Perry, CB 1976-79.....	4	2 <td>Leon White, LB 1986-91.....</td> <td>2</td> <td>0<td>Ifeanyi Ohalet, S 2005.....</td><td>1</td><td>0</td></td>	Leon White, LB 1986-91.....	2	0 <td>Ifeanyi Ohalet, S 2005.....</td> <td>1</td> <td>0</td>	Ifeanyi Ohalet, S 2005.....	1	0
James Francis, LB 1990-98.....	11	3	Sam Shade, S 1995-98.....	4	0 <td>Sheldon White, CB 1993.....</td> <td>2</td> <td>0<td>Carl Powell, DE 2003-05.....</td><td>1</td><td>0</td></td>	Sheldon White, CB 1993.....	2	0 <td>Carl Powell, DE 2003-05.....</td> <td>1</td> <td>0</td>	Carl Powell, DE 2003-05.....	1	0
Ray Griffin, CB-KOR 1978-84.....	11	3	Doug Adams, LB 1971-74.....	3	0 <td>Solomon Wilcotts, S-CB 1987-90.....</td> <td>2</td> <td>0<td>Ron Pritchard, LB 1972-77.....</td><td>1</td><td>0</td></td>	Solomon Wilcotts, S-CB 1987-90.....	2	0 <td>Ron Pritchard, LB 1972-77.....</td> <td>1</td> <td>0</td>	Ron Pritchard, LB 1972-77.....	1	0
Dick Jauron, S 1978-81.....	11	1	Leo Barker, LB 1984-91.....	3	0 <td><b>Shawn Williams, 2013-15.....</b></td> <td>2</td> <td>0<td>Thomas Randolph, CB 1998.....</td><td>1</td><td>0</td></td>	<b>Shawn Williams, 2013-15.....</b>	2	0 <td>Thomas Randolph, CB 1998.....</td> <td>1</td> <td>0</td>	Thomas Randolph, CB 1998.....	1	0
Corey Sawyer, CB-PR 1994-98.....	11	1	<b>Vontaze Burfict, LB 2012-15.....</b>	3	0 <td>Robert Bean, CB 2000-01.....</td> <td>1</td> <td>0<td>Rick Razzano, LB 1980-84.....</td><td>1</td><td>0</td></td>	Robert Bean, CB 2000-01.....	1	0 <td>Rick Razzano, LB 1980-84.....</td> <td>1</td> <td>0</td>	Rick Razzano, LB 1980-84.....	1	0
Brian Simmons, LB 1998-2006.....	11	2	Jeff Burris, CB 2002-03.....	3	0 <td>Myron Bell, S 1998-99.....</td> <td>1</td> <td>0<td>Terrell Roberts, CB 2003-04.....</td><td>1</td><td>0</td></td>	Myron Bell, S 1998-99.....	1	0 <td>Terrell Roberts, CB 2003-04.....</td> <td>1</td> <td>0</td>	Terrell Roberts, CB 2003-04.....	1	0
Darryl Williams, S 1992-95, 2000-01.....	11	2	Tom Carter, CB 1999-2001.....	3	0 <td>Roosevelt Blackmon, CB 1998-99.....</td> <td>1</td> <td>0<td>Adrian Ross, LB 1998-2003.....</td><td>1</td><td>0</td></td>	Roosevelt Blackmon, CB 1998-99.....	1	0 <td>Adrian Ross, LB 1998-2003.....</td> <td>1</td> <td>0</td>	Adrian Ross, LB 1998-2003.....	1	0
Barney Bussey, S-KOR 1986-92.....	10	0	Nate Clements, CB-S 2011-12.....	3	0 <td>Greg Bright, S 1980-81.....</td> <td>1</td> <td>0<td>Frostee Rucker, DE 2006-11.....</td><td>1</td><td>0</td></td>	Greg Bright, S 1980-81.....	1	0 <td>Frostee Rucker, DE 2006-11.....</td> <td>1</td> <td>0</td>	Frostee Rucker, DE 2006-11.....	1	0
<b>Adam Jones, CB-PR-KOR 2010-15.....</b>	10	1	John Copeland, DE-DT 1993-2000.....	3	0 <td>Jim Browner, S 1979-80.....</td> <td>1</td> <td>0<td>Dane Sanzenbacher, WR 2013-14.....</td><td>1</td><td>0</td></td>	Jim Browner, S 1979-80.....	1	0 <td>Dane Sanzenbacher, WR 2013-14.....</td> <td>1</td> <td>0</td>	Dane Sanzenbacher, WR 2013-14.....	1	0
Jim LeClair, LB 1972-83.....	10	0	Ken Dyer, S 1969-71.....	3	0 <td>Ross Browner, DE 1978-86.....</td> <td>1</td> <td>0<td>Jeff Schuh, LB 1981-85.....</td><td>1</td><td>0</td></td>	Ross Browner, DE 1978-86.....	1	0 <td>Jeff Schuh, LB 1981-85.....</td> <td>1</td> <td>0</td>	Jeff Schuh, LB 1981-85.....	1	0
Bill Bergey, LB 1969-73.....	9	0	Robert Geathers, DE-LB 2004-14.....	3	1 <td>Richard Carey, CB 1989.....</td> <td>1</td> <td>0<td><b>Pat Sims, DT 2008-12, '15.....</b></td><th>1</th><th>0</th></td>	Richard Carey, CB 1989.....	1	0 <td><b>Pat Sims, DT 2008-12, '15.....</b></td> <th>1</th> <th>0</th>	<b>Pat Sims, DT 2008-12, '15.....</b>	1	0
Lewis Billups, CB 1986-91.....	9	0	Kenny Graham, S 1970.....	3	0 <td>Al Coleman, S 1969-71.....</td> <td>1</td> <td>0<td>Lamont Thompson, S 2002.....</td><td>1</td><td>0</td></td>	Al Coleman, S 1969-71.....	1	0 <td>Lamont Thompson, S 2002.....</td> <td>1</td> <td>0</td>	Lamont Thompson, S 2002.....	1	0
James Griffin, S 1983-85.....	9	3	Cory Hall, S 1999-2002.....	3	0 <td>Ricky Davis, S 1975.....</td> <td>1</td> <td>0<td>John Thornton, DT 2003-08.....</td><td>1</td><td>0</td></td>	Ricky Davis, S 1975.....	1	0 <td>John Thornton, DT 2003-08.....</td> <td>1</td> <td>0</td>	John Thornton, DT 2003-08.....	1	0
Artrell Hawkins, CB 1998-2003.....	9	1	Rodney Heath, CB 1999-2001.....	3	1 <td><b>Darqueze Dennard, 2014-15.....</b></td> <th>1</th> <th>0</th> <td>Morgan Trent, CB 2009-11.....</td> <td>1</td> <td>0</td>	<b>Darqueze Dennard, 2014-15.....</b>	1	0	Morgan Trent, CB 2009-11.....	1	0
Bernard Jackson, S-CB-KOR 1972-76.....	9	0	Dexter Jackson, S 2006-08.....	3	0 <td>Chris Devlin, LB 1975-78.....</td> <td>1</td> <td>0<td>Leonard Wheeler, CB 1992-96.....</td><td>1</td><td>0</td></td>	Chris Devlin, LB 1975-78.....	1	0 <td>Leonard Wheeler, CB 1992-96.....</td> <td>1</td> <td>0</td>	Leonard Wheeler, CB 1992-96.....	1	0
Bobby Kemp, S 1981-86.....	9	0	Brandon Johnson, LB 2008-11.....	3	0 <td>Tom Dinkel, LB 1978-83, 85.....</td> <td>1</td> <td>0<td>Marvin White, S 2007-08, 10.....</td><td>1</td><td>0</td></td>	Tom Dinkel, LB 1978-83, 85.....	1	0 <td>Marvin White, S 2007-08, 10.....</td> <td>1</td> <td>0</td>	Marvin White, S 2007-08, 10.....	1	0
Fletcher Smith, CB-S-P 1968-71.....	9	0	<b>Michael Johnson, DE-LB 2009-13, '15.....</b>	3	0	Gerald Dixon, LB 1996-97.....	1	0 <td>Wilson Whitley, DT 1977-82.....</td> <td>1</td> <td>0</td>	Wilson Whitley, DT 1977-82.....	1	0
Madieu Williams, S-CB 2004-07.....	9	1	Louis Oliver, S 1994.....	3	0 <td><b>Carlos Dunlap, DE 2010-15.....</b></td> <th>1</th> <th>1</th> <td>Dan Wilkinson, DT-DE 1994-97.....</td> <td>1</td> <td>0</td>	<b>Carlos Dunlap, DE 2010-15.....</b>	1	1	Dan Wilkinson, DT-DE 1994-97.....	1	0
			Bo Orlando, S 1996-97.....	3	0 <td>Eddie Edwards, DE-DT 1977-88.....</td> <td>1</td> <td>0<td>Roy Williams, S 2009-10.....</td><td>1</td><td>0</td></td>	Eddie Edwards, DE-DT 1977-88.....	1	0 <td>Roy Williams, S 2009-10.....</td> <td>1</td> <td>0</td>	Roy Williams, S 2009-10.....	1	0



# SUPERLATIVE PERFORMANCES

## SINGLE SEASON

1000-YARD RUSHERS			3000-YARD PASSERS			1000-YARD RECEIVERS		
YARDS	PLAYER	YEAR	YARDS	PLAYER	YEAR	YARDS	PLAYER	YEAR
1458	Rudi Johnson	2005	4293	Andy Dalton	2013	1440	Chad Johnson	2007
1454	Rudi Johnson	2004	4131	Carson Palmer	2007	1432	Chad Johnson	2005
1435	Corey Dillon	2000	4035	Carson Palmer	2006	1426	A.J. Green	2013
1315	Corey Dillon	2001	3970	Carson Palmer	2010	1369	Chad Johnson	2006
1311	Corey Dillon	2002	3959	Boomer Esiason	1986	1355	Chad Johnson	2003
1309	Rudi Johnson	2006	3836	Carson Palmer	2005	1350	A.J. Green	2012
1251	Cedric Benson	2009	3822	Jeff Blake	1995	1297	A.J. Green	2015
1239	James Brooks	1989	3754	Ken Anderson	1981	1274	Chad Johnson	2004
1200	Corey Dillon	1999	3669	Andy Dalton	2012	1273	Eddie Brown	1988
1170	Harold Green	1992	3624	Jeff Blake	1996	1234	Carl Pickens	1995
1130	Corey Dillon	1998	3591	Jon Kitna	2003	1211	Tim McGee	1989
1129	Corey Dillon	1997	3572	Boomer Esiason	1988	1180	Carl Pickens	1996
1124	Jeremy Hill	2014	3525	Boomer Esiason	1989	1166	Chad Johnson	2002
1111	Cedric Benson	2010	3443	Boomer Esiason	1985	1143	T.J. Houshmandzadeh	2007
1094	BenJarvus Green-Ellis	2012	3398	Andy Dalton	2011	1130	Cris Collinsworth	1983
1087	James Brooks	1986	3398	Andy Dalton	2014	1127	Carl Pickens	1994
1077	Pete Johnson	1981	3321	Boomer Esiason	1987	1125	Cris Collinsworth	1985
1067	Cedric Benson	2011	3250	Andy Dalton	2015	1081	T.J. Houshmandzadeh	2006
1066	Ickey Woods	1988	3216	Jon Kitna	2001	1057	A.J. Green	2011
1023	Paul Robinson	1968	3178	Jon Kitna	2002	1047	Chad Johnson	2009
1004	James Brooks	1990	3169	Ken Anderson	1975	1041	A.J. Green	2014
			3094	Carson Palmer	2009	1024	Cris Collinsworth	1986
			3031	Boomer Esiason	1990	1023	Carl Pickens	1998
						1022	Darnay Scott	1999
						1009	Cris Collinsworth	1981

## SINGLE GAME

### 100-YARD RUSHERS

Order is chronological. Updated through 2015 season.

DATE	OPP	PLAYER	ATT	YDS	LG	TD
10-27-68	@Oak.	Paul Robinson	17	159	87	1
11-3-68	Hou.	Paul Robinson	21	156	31	1
11-10-68	K.C.	Paul Robinson	24	115	36	0
11-17-68	@Mia.	Paul Robinson	22	134	54	3
10-4-69	@S.D.	Jess Phillips	13	103	49	0
11-2-69	Oak.	Jess Phillips	15	120	83	1
11-30-69	@Buff.	Paul Robinson	24	117	17	0
9-20-70	Oak.	Jess Phillips	15	130	76	1
11-15-70	Cle.	Virgil Carter	9	110	73	0
11-22-70	Pitt.	Paul Robinson	18	119	24	1
9-19-71	Phil.	Essex Johnson	8	113	68	1
12-5-71	@Cle.	Essex Johnson	4	109	86	1
10-29-72	Hou.	Doug Dressler	19	110	16	1
10-29-72	Hou.	Essex Johnson	16	103	19	1
9-23-73	Hou.	Essex Johnson	15	131	19	1
9-30-73	@S.D.	Essex Johnson	21	121	29	0
10-14-73	Pitt.	Boobie Clark	28	112	11	1
10-21-73	K.C.	Boobie Clark	26	104	11	1
10-31-76	Cle.	Boobie Clark	21	100	24	2
11-21-76	@K.C.	Archie Griffin	13	139	77	1
10-23-77	Den.	Pete Johnson	16	108	65	1
11-5-78	@S.D.	Deacon Turner	16	116	58	0
12-17-78	Cle.	Pete Johnson	27	160	25	1
10-28-79	Phil.	Archie Griffin	6	103	63	0
11-18-79	@Hou.	Pete Johnson	14	113	35	1
11-25-79	StL.	Archie Griffin	17	105	36	0
10-19-80	Minn.	Pete Johnson	26	115	25	1
11-30-80	@K.C.	Pete Johnson	17	112	57	1
12-7-80	Balt.	Pete Johnson	32	118	9	2
12-14-80	@Chi.	Pete Johnson	28	134	18	1
11-1-81	Hou.	Pete Johnson	26	114	15	1
11-29-81	@Cle.	Pete Johnson	21	105	18	2
11-28-82	L.A. Raiders	Pete Johnson	23	129	19	1
10-30-83	G.B.	Pete Johnson	26	112	11	2
11-20-83	Hou.	Pete Johnson	30	137	15	2
12-4-83	@Pitt.	Pete Johnson	38	126	16	2
12-11-83	Det.	Pete Johnson	26	118	16	2
11-18-84	Sea.	Larry Kinnebrew	22	119	12	0
9-8-85	Sea.	Larry Kinnebrew	18	101	16	1
9-30-85	@Pitt.	James Brooks	18	133	32	2
11-3-85	@Buff.	Larry Kinnebrew	30	128	10	1
12-8-85	Dall.	James Brooks	13	109	32	2
9-18-86	@Cle.	James Brooks	14	118	53	0
10-19-86	Hou.	James Brooks	18	133	24	2
11-2-86	@Det.	James Brooks	15	120	55	0
12-7-86	@N.E.	James Brooks	18	163	56	1
12-7-86	@N.E.	Stanley Wilson	16	120	58	1
10-11-87	@Sea.	Marc Logan	16	103	30	1
11-15-87	@Atl.	Larry Kinnebrew	27	100	17	1
10-9-88	NYJ	Ickey Woods	30	139	21	2
10-23-88	Hou.	James Brooks	16	102	18	3
11-6-88	Pitt.	Ickey Woods	10	110	56	0
11-20-88	@Dall.	James Brooks	16	148	51	1
11-27-88	Buff.	Ickey Woods	26	129	17	3
12-4-88	S.D.	Ickey Woods	19	141	30	2
12-17-88	Wash.	Ickey Woods	18	115	24	0
9-17-89	Pitt.	James Brooks	20	113	16	1
10-8-89	@Pitt.	James Brooks	17	127	65	2
10-29-89	T.B.	James Brooks	17	131	41	1
11-13-89	@Hou.	James Brooks	19	141	58	1
11-26-89	@Buff.	James Brooks	20	105	30	0
11-18-90	Pitt.	James Brooks	20	105	21	0
12-23-90	Hou.	James Brooks	20	201	56	1
9-8-91	Hou.	James Brooks	20	101	14	0
9-15-91	@Cle.	James Brooks	18	111	25	0
10-13-91	@Dall.	Harold Green	12	124	75	1
10-21-91	@Buff.	Harold Green	26	141	28	0
11-3-91	Cle.	Harold Green	24	135	29	0
9-6-92	@Sea.	Harold Green	21	123	52	0
9-20-92	@G.B.	Harold Green	21	101	15	0
11-8-92	@Chi.	Harold Green	25	117	16	0
11-29-92	Pitt.	Harold Green	16	116	34	0
12-20-92	N.E.	Harold Green	31	190	53	1
9-21-97	@Den.	Ki-Jana Carter	13	104	79	1
11-2-97	S.D.	Corey Dillon	19	123	71	1
11-30-97	@Phil.	Corey Dillon	19	114	37	0
12-4-97	Tenn.	Corey Dillon	39	246	59	4
12-14-97	Dall.	Corey Dillon	26	127	14	1
9-27-98	@Balt.	Corey Dillon	25	116	14	0
10-18-98	@Tenn.	Corey Dillon	14	124	66	1
11-1-98	Den.	Corey Dillon	35	110	27	0
11-29-98	Jax.	Corey Dillon	16	107	61	0
9-26-99	@Car.	Corey Dillon	20	113	30	0
10-10-99	@Cle.	Corey Dillon	28	168	38	0
11-28-99	@Pitt.	Corey Dillon	23	120	20	0
12-5-99	S.F.	Corey Dillon	25	133	27	1
12-12-99	Cle.	Corey Dillon	28	192	50	3
10-1-00	Mia.	Corey Dillon	22	110	19	0
10-22-00	Den.	Corey Dillon	22	278	65	2
10-29-00	@Cle.	Corey Dillon	27	137	25	1
11-26-00	Pitt.	Corey Dillon	23	128	20	2
12-3-00	Ariz.	Corey Dillon	35	216	57	1
9-9-01	N.E.	Corey Dillon	24	104	40	1
10-14-01	Cle.	Corey Dillon	31	140	25	1
10-28-01	@Det.	Corey Dillon	27	184	96	2
12-23-01	@Balt.	Corey Dillon	24	127	19	0
9-15-02	@Cle.	Corey Dillon	22	108	14	0
10-6-02	@Ind.	Corey Dillon	23	164	67	2
10-27-02	Tenn.	Corey Dillon	30	138	31	1
11-10-02	@Balt.	Corey Dillon	21	102	19	0
12-22-02	N.O.	Corey Dillon	18	126	26	0
9-27-81	Buff.	Ken Anderson	40	28	328	3
10-18-81	Pitt.	Ken Anderson	28	16	346	2
11-22-81	Den.	Ken Anderson	37	25	396	3
9-12-82	Hou.	Ken Anderson	40	29	354	2
9-19-82	@Pitt.	Ken Anderson	38	27	323	0
12-20-82	@S.D.	Ken Anderson	56	40	416	2
1-2-83	@Hou.	Ken Anderson	31	27	323	2
10-2-83	Balt.	Ken Anderson	31	21	330	3
11-28-83	@Mia.	Ken Anderson	36	23	342	1
9-2-84	@Den.	Ken Anderson	49	25	323	0
9-9-84	K.C.	Ken Anderson	37	24	310	0
10-26-03	Sea.	Rudi Johnson	27	101	18	1
11-9-03	Hou.	Rudi Johnson	43	182	21	2
11-16-03	K.C.	Rudi Johnson	22	165	54	0
11-23-03	@S.D.	Corey Dillon	18	108	39	0
12-14-03	S.F.	Rudi Johnson	21	174	49	2
10-3-04	@Pitt.	Rudi Johnson	24	123	15	1
10-25-04	Den.	Rudi Johnson	24	119	36	1
11-14-04	@Wash.	Rudi Johnson	31	102	16	1
11-28-04	Cle.	Rudi Johnson	26	202	52	2
12-19-04	Buff.	Rudi Johnson	23	130	31	1
9-11-05	@Cle.	Rudi Johnson	26	126	13	1
11-27-05	Balt.	Rudi Johnson	27	114	28	2
12-11-05	Cle.	Rudi Johnson	30	169	32	1
12-18-05	@Det.	Rudi Johnson	24	117	33	2
9-17-06	Cle.	Rudi Johnson	26	145	20	2
10-22-06	Car.	Rudi Johnson	26	101	21	0
11-19-06	@N.O.	Rudi Johnson	27	111	22	0
12-10-06	Oak.	Rudi Johnson	30	117	11	2
12-24-06	@Den.	Rudi Johnson	30	129	13	1
9-16-07	@Cle.	Rudi Johnson	23	118	20	0
10-21-07	NYJ	Kenny Watson	31	130	12	3
12-23-07	Cle.	Kenny Watson	30	130	24	1
11-2-08	Jax.	Cedric Benson	24	104	30	1
12-21-08	@Cle.	Cedric Benson	38	171	46	0
12-28-08	K.C.	Cedric Benson	25	111	14	1
9-20-09	@G.B.	Cedric Benson	29	141	14	0
10-11-09	@Balt.	Cedric Benson	27	120	28	1
10-25-09	Chi.	Cedric Benson	37	189	26	1
11-8-09	Balt.	Cedric Benson	34	117	21	1
11-22-09	@Oak.	Bernard Scott	21	119	61	0
11-29-09	Cle.	Larry Johnson	22	107	13	0
12-6-09	Det.	Cedric Benson	36	110	11	0
12-27-09	K.C.	Cedric Benson	29	133	32	0
10-10-10	T.B.	Cedric Benson	23	144	22	0
11-21-10	Buff.	Cedric Benson	25	124	26	1
12-19-10	Cle.	Cedric Benson	31	150	18	1
9-11-11	@Cle.	Cedric Benson	25	121	39	1
10-2-11	Buff.	Cedric Benson	19	104	28	0
11-27-11	Cle.	Cedric Benson	21	106	33	1
11-18-12	@K.C.	BenJarvus Green-Ellis	25	101	21	1
11-25-12	Oak.	BenJarvus Green-Ellis	19	129	48	1
12-2-12	@S.D.	BenJarvus Green-Ellis	25	118	41	0
12-13-12	@Phil.	BenJarvus Green-Ellis	25	106	29	1
10-12-14	Car.	Giovani Bernard	18	137	89	1
11-2-14	Jax.	Jeremy Hill	24	154	60	2
11-16-14	@N.O.	Jeremy Hill	27	152	62	0
12-14-14	@Cle.	Jeremy Hill	25	148	21	2
12-22-14	Den.	Jeremy Hill	22	147	85	1
12-28-14	@Pitt.	Jeremy Hill	23	100	22	0
9-20-15	S.D.	Giovani Bernard	20	123	26	0

### 300-YARD PASSERS

Order is chronological. Updated through 2015 season.

DATE	OPP	PLAYER	ATT	CMP	YDS	TD	LG	INT	10-18-81	Pitt.	Ken Anderson	28	16	346	2	73	0
									11-22-81	Den.	Ken Anderson	37	25	396	3	65	0
9-21-69	S.D.	Greg Cook	22	14	327	3	78	1	9-12-82	Hou.	Ken Anderson	40	29	354 <th>2</th> <th>50</th> <th>0</th>	2	50	0
10-27-74	Hou.	Ken Anderson	44	30	352	3	37	1	9-19-82	@Pitt.	Ken Anderson	38	27	323	0	35	3
11-2-75	Pitt.	Ken Anderson	42	19	331	3	35	3	12-20-82	@S.D.	Ken Anderson	56	40	416 <th>2</th> <th>49</th> <th>1</th>	2	49	1
11-17-75	Buff.	Ken Anderson	46	30	447	2	55	0	1-2-83	@Hou.	Ken Anderson	31	27	323	2	44	0
12-10-77	Pitt.	Ken Anderson	33	15	303	1	57	1	2-0-83	Balt.	Ken Anderson	31	21	330 <th>3</th> <th>63</th> <th>3</th>	3	63	3
11-13-78	Oak	Ken Anderson	50	30	388	2	34	4	11-28-83	@Mia.	Ken Anderson	36	23	342 <th>1</th> <th>80<th>2</th></th>	1	80 <th>2</th>	2
10-21-79	@Cle.	Ken Anderson	32	20	318	2	50	0	9-2-84	@Den.	Ken Anderson	49	25	323	0	28	1
11-4-79	@Ball	Ken Anderson	28	17	320	3	67	2	9-9-84	K.C.	Ken Anderson	37	24	310	0	35	0

(Superlative performances — 300-yard passers, continued)

9-16-84	@NYJ	Ken Anderson	22	16	316	2	80	4
9-22-85	S.D.	Boomer Esiason	44	26	320	3	26	2
10-20-85	@Hou.	Boomer Esiason	52	30	381	3	39	3
12-1-85	Hou.	Boomer Esiason	24	18	320	3	64	0
12-15-85	@Wash.	Boomer Esiason	39	22	357	2	56	2
11-16-86	Sea.	Boomer Esiason	33	22	334	1	57	1
11-30-86	@Den.	Boomer Esiason	30	21	306	2	46	1
12-21-86	NYJ	Boomer Esiason	30	23	425	5	49	1
10-25-87	@Pitt.	Boomer Esiason	32	20	303	2	43	2
11-1-87	Hou.	Boomer Esiason	41	26	387	2	47	2
11-22-87	Pitt.	Boomer Esiason	53	30	409	0	49	3
12-6-87	K.C.	Boomer Esiason	44	28	368	2	26	0
12-13-87	@Cle.	Boomer Esiason	39	22	361	1	54	2
9-11-88	@Phil.	Boomer Esiason	32	20	363	4	78	1
10-2-88	@L.A. Raiders	Boomer Esiason	28	21	332	3	37	0
11-6-88	Pitt.	Boomer Esiason	23	16	318	3	86	2
9-17-89	Pitt.	Boomer Esiason	27	16	328	2	45	0
11-19-89	Det.	Boomer Esiason	39	30	399	3	55	1
12-17-89	Hou.	Boomer Esiason	27	20	326	4	74	0
12-25-89	@Minn.	Boomer Esiason	54	31	367	3	65	3
10-7-90	@L.A. Rams	Boomer Esiason	45	31	490	3	32	0
11-10-91	Pitt.	Boomer Esiason	43	32	361	1	52	1
12-22-91	N.E.	Boomer Esiason	40	20	333	3	53	0
11-6-94	@Sea.	Jeff Blake	43	31	387	0	76	1
11-13-94	Hou.	Jeff Blake	33	23	354	4	50	0
9-24-95	Hou.	Jeff Blake	46	24	356	3	56	0
11-24-96	Atl.	Jeff Blake	36	21	349	4	61	0
12-1-96	@Jax.	Jeff Blake	39	23	313	3	48	2
9-7-97	@Balt.	Jeff Blake	45	25	317	1	36	2
11-30-97	@Phil.	Boomer Esiason	47	27	378	4	52	1
9-13-98	@Det.	Neil O'Donnell	36	25	303	2	70	0
12-20-98	@Pitt.	Jeff Blake	36	20	367	1	61	1
12-5-99	S.F.	Jeff Blake	30	21	334	4	58	0
11-11-01	@Jax.	Jon Kilna	48	28	303	0	32	1
12-30-01	Pitt.	Jon Kilna	68	35	411	2	49	1

1-6-02	@Tenn.	Jon Kilna	47	28	340	0	39	1
12-1-02	Balt.	Jon Kilna	46	30	308	2	35	1
9-14-03	@Oak.	Jon Kilna	41	25	303	1	34	2
9-26-04	Balt.	Carson Palmer	52	25	316	0	23	3
12-5-04	@Balt.	Carson Palmer	36	29	382	3	51	1
9-18-05	Minn.	Carson Palmer	40	27	337	3	70	1
11-20-05	Ind.	Carson Palmer	38	25	335	2	68	1
11-27-05	Balt.	Carson Palmer	30	22	302	3	54	1
9-17-06	Cle.	Carson Palmer	40	24	352	2	43	2
11-12-06	S.D.	Carson Palmer	42	31	440	3	74	0
9-16-07	@Cle.	Carson Palmer	50	33	401	6	32	2
9-23-07	@Sea.	Carson Palmer	43	27	342	1	35	2
10-14-07	@K.C.	Carson Palmer	43	26	320	2	42	2
11-18-07	Ariz.	Carson Palmer	52	37	329	2	37	4
12-30-07	@Mia.	Carson Palmer	32	23	316	3	70	1
12-20-09	@S.D.	Carson Palmer	40	27	314	2	49	1
9-12-10	@N.E.	Carson Palmer	50	34	345	2	51	1
10-3-10	@Cle.	Carson Palmer	36	25	371	2	78	0
10-24-10	@Atl.	Carson Palmer	50	36	412	3	64	0
1-2-11	@Balt.	Carson Palmer	45	32	305	1	39	2
9-18-11	@Den.	Andy Dalton	41	27	332	2	84	0
11-20-11	@Balt.	Andy Dalton	45	24	373	1	49	3
9-16-12	Cle.	Andy Dalton	31	24	318	3	50	1
9-23-12	@Wash.	Andy Dalton	27	19	328	3	59	1
10-14-12	@Cle.	Andy Dalton	46	31	381	3	57	3
10-13-13	@Buff.	Andy Dalton	40	26	337	3	54	1
10-20-13	@Det.	Andy Dalton	34	24	372	3	82	0
10-27-13	NYJ	Andy Dalton	30	19	325	5	53	1
10-31-13	@Mia.	Andy Dalton	53	32	338	0	26	3
12-22-13	Minn.	Andy Dalton	38	27	363	4	41	0
9-7-14	@Balt.	Andy Dalton	38	25	301	1	77	0
10-12-14	Car.	Andy Dalton	43	33	323	2	34	2
12-7-14	Pitt.	Andy Dalton	29	21	302	2	81	0
9-27-15	@Balt.	Andy Dalton	32	20	383	3	80	1
10-4-15	K.C.	Andy Dalton	24	17	321	1	55	0
10-11-15	Sea.	Andy Dalton	44	30	331	2	44	1
11-22-15	@Ariz.	Andy Dalton	39	22	315	2	42	0

100-YARD RECEIVERS

Order is chronological. Updated through 2015 season.

DATE	OPP	PLAYER	NO	YDS	LG	TD
9-15-68	Den.	Bob Trumpy	4	114	58	1
9-14-69	Mia.	Eric Crabtree	3	113	69	2
9-21-69	S.D.	Bob Trumpy	3	118	78	1
9-28-69	K.C.	Bob Trumpy	4	100	80	1
10-12-69	NYJ	Eric Crabtree	6	133	35	1
10-19-69	Den.	Speedy Thomas	9	155	49	1
11-9-69	@Hou.	Bob Trumpy	5	159	70	3
11-9-69	@Hou.	Eric Crabtree	5	117	70	1
12-14-69	@Den.	Speedy Thomas	7	177	62	1
9-19-71	Phil.	Speedy Thomas	4	122	90	1
11-14-71	@Den.	Bruce Coslet	5	102	71	1
12-9-72	Cle.	Chip Myers	8	116	18	0
9-30-73	@S.D.	Essex Johnson	2	116	78	2
10-21-73	K.C.	Isaac Curtis	8	106	21	0
12-9-73	Cle.	Isaac Curtis	5	117	70	3
12-16-73	@Hou.	Isaac Curtis	2	144	77	2
9-15-74	Cle.	Isaac Curtis	5	117	49	1
11-3-74	@Balt.	Isaac Curtis	5	166	77	2
9-21-75	Cle.	Isaac Curtis	6	127	50	1
11-2-75	Pitt.	Charlie Joiner	5	114	34	1
11-17-75	Buff.	Isaac Curtis	7	139	55	0
11-17-75	Buff.	Chip Myers	7	108	30	0
11-23-75	@Cle.	Charlie Joiner	7	200	51	0
10-31-76	Cle.	Isaac Curtis	6	116	69	1
11-14-76	Hou.	Isaac Curtis	4	116	54	1
12-6-76	@Oak.	John McDaniel	9	201	46	1
9-25-77	Sea.	Isaac Curtis	3	100	54	1
11-13-77	@Minn.	Billy Brooks	7	198	94	1
12-10-77	Pitt.	Billy Brooks	6	166	57	0
10-29-78	Hou.	Isaac Curtis	4	130	57	1
11-13-78	Oak.	Isaac Curtis	7	101	25	1
12-17-78	Cle.	Isaac Curtis	7	138	43	0
9-9-79	@Buff.	Billy Brooks	6	156	73	1
9-30-79	@Dall.	Don Bass	8	108	21	1
10-21-79	@Cle.	Don Bass	5	100	50	1
10-21-79	@Cle.	Isaac Curtis	6	108	49	1
11-4-79	@Balt.	Isaac Curtis	5	144	67	3
11-4-79	@Balt.	Dan Ross	5	102	41	0
12-2-79	@Pitt.	Isaac Curtis	5	119	32	2
10-19-80	Minn.	Don Bass	7	110	55	1
12-7-80	Balt.	Isaac Curtis	7	176	67	1
9-13-81	@NYJ	Isaac Curtis	5	108	42	0
9-27-81	Buff.	Cris Collinsworth	10	111	23	1
10-11-81	@Balt.	Dan Ross	7	106	36	1
11-8-81	@S.D.	Isaac Curtis	8	147	68	1
11-22-81	Den.	Dan Ross	7	123	37	0
12-20-81	@Atl.	Cris Collinsworth	5	128	74	1
9-19-82	@Pitt.	Cris Collinsworth	9	144	35	0
12-20-82	@S.D.	Cris Collinsworth	9	156	49	1
1-2-83	@Hou.	Dan Ross	9	101	18	1
10-2-83	Balt.	Cris Collinsworth	9	206	63	1
10-16-83	@Den.	Cris Collinsworth	7	149	48	0
11-13-83	@K.C.	Cris Collinsworth	7	118	32	1
11-28-83	@Mia.	Isaac Curtis	4	114	80	1
11-28-83	@Mia.	Cris Collinsworth	8	127	48	0
12-17-83	@Minn.	Steve Kreider	9	109	21	0
9-2-84	@Den.	Cris Collinsworth	10	141	24	0
12-16-84	@NYJ	M.L. Harris	4	148	80	1
11-25-84	Atl.	Cris Collinsworth	6	134	57	2
9-8-85	Sea.	Cris Collinsworth	4	101	71	0
9-15-85	@StL.	Eddie Brown	5	106	44	1
9-22-85	S.D.	Cris Collinsworth	10	161	26	2
10-20-85	@Hou.	Eddie Brown	7	124	39	1
11-10-85	Cle.	Cris Collinsworth	8	135	27	0
12-8-85	Dall.	Cris Collinsworth	7	123	58	1
12-22-85	@N.E.	Eddie Brown	5	129	44	1
9-28-86	Chi.	Cris Collinsworth	6	115	43	0
11-9-86	@Hou.	Eddie Brown	9	132	26	0
11-30-86	@Den.	Cris Collinsworth	8	138	46	2
12-7-86	@N.E.	James Brooks	6	101	30	0
12-21-86	NYJ	Rodney Holman	6	129	34	1
11-1-87	Hou.	James Brooks	6	103	46	0
11-1-87	Hou.	Cris Collinsworth	8	121	22	0
11-8-87	Mia.	Eddie Brown	8	105	21	0
11-22-87	Pitt.	Tim McGee	8	139	49	0
12-13-87	@Cle.	Tim McGee	4	117	44	0
12-27-87	@Hou.	Cris Collinsworth	4	119	53	0
9-4-88	Phx.	Eddie Brown	6	143	61	1
11-1-88	@Phil.	Tim McGee	4	114	78	2
9-25-88	Cle.	Eddie Brown	4	127	46	0
10-9-88	NYJ	Eddie Brown	5	103	60	2
11-6-88	Pitt.	Eddie Brown	7	216	86	2
12-17-88	Wash.	Eddie Brown	2	115	69	1
9-17-89	Pitt.	Tim McGee	6	100	27	0
10-29-89	T.B.	Tim McGee	5	127	46	2
11-19-89	Det.	Tim McGee	11	194	55	1
12-10-89	Sea.	Tim McGee	7	109	23	1
12-17-89	Hou.	Eddie Brown	6	107	35	2
12-17-89	Hou.	Tim McGee	6	147	74	1
12-25-89	@Minn.	Eddie Brown	6	109	34	1
9-16-90	@S.D.	Eddie Brown	10	178	30	2
9-23-90	N.E.	Tim McGee	6	163	52	0
10-7-90	@L.A. Rams	James Brooks	7	109	30	2
10-7-90	@L.A. Rams	Rodney Holman	10	161	27	0
10-7-90	@L.A. Rams	Tim McGee	8	142	32	0
10-6-91	Sea.	Eddie Brown	7	117	43	0
11-10-91	Pitt.	Tim McGee	3	101	52	0
9-26-93	Sea.	Tony McGee	7	102	37	0
10-24-93	@Hou.	Carl Pickens	7	127	36	0
10-30-94	Dall.	Darnay Scott	4	155	67	2
11-6-94	@Sea.	Darnay Scott	7	157	76	0
11-13-94	Hou.	Carl Pickens	11	188	50	3
11-20-94	Ind.	Carl Pickens	6	103	53	0
11-27-94	@Den.	Carl Pickens	6	132	70	1
12-4-94	Pitt.	Carl Pickens	4	105	56	1
12-24-94	Phil.	Carl Pickens	9	135	51	1
9-3-95	@Ind.	Tony McGee	6	118	41	0
9-10-95	Jax.	Carl Pickens	5	102	68	1
9-24-95	Hou.	Tony McGee	8	109	35	1
9-24-95	Hou.	Darnay Scott	4	125	56	1
10-1-95	Mia.	Carl Pickens	9	117	44	3
10-19-95	@Pitt.	Carl Pickens	8	108	41	1
11-12-95	@Hou.	Carl Pickens	7	108	30	2
11-19-95	Pitt.	Carl Pickens	8	129	26	1
11-10-96	Pitt.	Carl Pickens	12	103	21	0
11-24-96	Atl.	Carl Pickens	11	176	61	3
12-1-96	@Jax.	Carl Pickens	7	109	26	3
12-8-96	Balt.	Darnay Scott	8	103	27	0
9-21-97	@Den.	Carl Pickens	8	125	48	0
11-30-97	@Phil.	James Hundon	5	118	52	2

*(Superlative performances — 100-yd. receivers, cont.)*

1-2-11	@Balt.	Jerome Simpson	12	123	21	1	10-14-12	@Cle.	A.J. Green	7	135	57	2	10-12-14	Car.	Mohamed Sanu	10	120	34	1
9-18-11	@Den.	A.J. Green	10	124	26	1	11-4-12	Den.	Jermaine Gresham	6	108	52	0	10-26-14	Balt.	Mohamed Sanu	5	125	53	0
9-18-11	@Den.	Jerome Simpson	4	136	84	0	11-25-12	Oak.	A.J. Green	3	111	48	0	11-16-14	@N.O.	A.J. Green	6	127	38	1
10-2-11	Buff.	A.J. Green	4	118	58	0	12-23-12	@Pitt.	A.J. Green	10	116	21	0	11-23-14	@Hou.	A.J. Green	12	121	20	0
10-16-11	Ind.	Jerome Simpson	6	101	32	0	9-8-13	@Chi.	A.J. Green	9	162	45	2	12-7-14	Pitt.	A.J. Green	11	224	81	1
11-20-11	@Balt.	Jerome Simpson	8	152	47	0	10-13-13	@Buff.	A.J. Green	6	103	54	1	9-13-15	@Oak.	Tyler Eifert	9	104	31	2
11-27-11	Cle.	A.J. Green	3	110	51	0	10-20-13	@Det.	A.J. Green	6	155	82	1	9-27-15	@Balt.	A.J. Green	10	227	80	2
12-18-11	@StL.	A.J. Green	6	115	55	0	10-27-13	NYJ	Marvin Jones	8	122	45	4	11-1-15	@Pitt.	A.J. Green	11	118	38	1
9-23-12	@Wash.	A.J. Green	9	183	73	1	10-27-13	NYJ	A.J. Green	3	115	53	0	11-22-15	@Ariz.	Giovanni Bernard	8	128	41	0
9-30-12	@Jax.	A.J. Green	6	117	42	1	10-31-13	@Mia.	A.J. Green	11	128	21	0	12-6-15	@Cle.	A.J. Green	5	128	57	1
							11-10-13	@Balt.	A.J. Green	8	151	51	1	12-13-15	Pitt.	A.J. Green	6	132	66	1
							9-7-14	@Balt.	A.J. Green	6	131	77	1							
							9-21-14	Tenn.	A.J. Green	6	102	29	0							

## LAST TIMES

### BENGALS

#### RETURNED KICKOFF FOR TOUCHDOWN

Nov. 15, 2009 at Pittsburgh — Bernard Scott, 96 yards

#### RETURNED PUNT FOR TOUCHDOWN

Sept. 16, 2012 vs. Cleveland — Adam Jones, 81 yards

#### RETURNED INTERCEPTION FOR TOUCHDOWN

Nov. 29, 2015 vs. St. Louis — Leon Hall, 19 yards

#### RECOVERED OPPONENT'S FUMBLE IN END ZONE FOR TOUCHDOWN

Nov. 16, 1986 vs. Seattle — Eddie Edwards

#### RETURNED OPPONENT'S FUMBLE FOR TOUCHDOWN

Nov. 17, 2013 vs. Cleveland — Vontaze Burfict, 13 yards

#### BLOCKED A PUNT

Nov. 2, 2014 vs. Jacksonville — Taylor Mays blocked Bryan Anger punt out of end zone for safety

#### RETURNED BLOCKED PUNT FOR TOUCHDOWN

Nov. 17, 2013 vs. Cleveland — Tony Dye, 14 yards (block by Jayson DiManche)

#### BLOCKED FIELD GOAL ATTEMPT

Dec. 20, 2015 at San Francisco — Carlos Dunlap blocked a Phil Dawson 41-yard FG attempt

#### RETURNED BLOCKED FIELD GOAL ATTEMPT FOR TOUCHDOWN

Nov. 8, 1970 at Buffalo — Lemar Parrish, 83 yards

#### BLOCKED AN EXTRA POINT ATTEMPT

Nov. 19, 2006 at New Orleans — Johnathan Joseph blocked a John Carney PAT attempt

#### SCORED SAFETY

Nov. 23, 2014 at Houston — Geno Atkins tackled Alfred Blue in end zone for safety

#### WON SHUTOUT

Dec. 14, 2014 at Cleveland (30-0)

### OPPONENTS

#### RETURNED KICKOFF FOR TOUCHDOWN

Nov. 4, 2012 vs. Denver — Trindon Holliday, 105 yards

#### RETURNED PUNT FOR TOUCHDOWN

Dec. 28, 2014 at Pittsburgh — Antonio Brown, 71 yards

#### RETURNED INTERCEPTION FOR TOUCHDOWN

Dec. 13, 2015 vs. Pittsburgh — William Gay, 23 yards

#### RECOVERED BENGALS FUMBLE IN END ZONE FOR TOUCHDOWN

Dec. 8, 2002 at Carolina — Al Wallace recovered Jon Kitna fumble

#### RETURNED BENGALS FUMBLE FOR TOUCHDOWN

Oct. 11, 2015 — Bobby Wagner, 23 yards

#### BLOCKED A PUNT

Nov. 5, 2015 vs. Cleveland — Marlon Moore blocked Kevin Huber punt

#### RETURNED BLOCKED PUNT FOR TOUCHDOWN

Sept. 14, 2008 vs. Tennessee — Keith Bulluck blocked Kyle Larson punt and recovered ball in end zone for TD

#### BLOCKED FIELD GOAL ATTEMPT

Nov. 1 at Pittsburgh — Cameron Heyward blocked a Mike Nugent 42-yard FG attempt

#### RETURNED BLOCKED FIELD GOAL ATTEMPT FOR TOUCHDOWN

Dec. 1, 1996 at Jacksonville — Mickey Washington, 65 yards

#### BLOCKED AN EXTRA POINT ATTEMPT

Sept. 13, 2015 at Oakland — Justin Tuck blocked a Mike Nugent PAT attempt

#### SCORED SAFETY

Oct. 31, 2013 at Miami — Bengals QB Andy Dalton tackled in end zone by Cameron Wake in OT

#### WON SHUTOUT

Oct. 19, 2014 at Indianapolis (27-0)

## LONGEST PLAYS

*(All plays are touchdowns unless noted otherwise.)*

### BENGALS

1. 102 yds. — Louis Breeden — interception at San Diego, 11-8-81
- 102 yds. — Eric Bieniemy — kickoff return at N.Y. Giants, 10-26-97
- 102 yds. — Artrell Hawkins — interception at Houston, 11-3-02
4. 100 yds. — Glenn Holt — kickoff return at Buffalo, 11-4-07
5. 99 yds. — Tremain Mack — kickoff return vs. Tennessee, 11-14-99
6. 98 yds. — Stanford Jennings — kickoff return at Kansas City, 11-13-88
7. 97 yds. — Darryl Williams — interception vs. Pittsburgh, 11-7-93
- 97 yds. — Willie Shelby — kickoff return at Cleveland, 10-3-76
- 97 yds. — Tremain Mack — kickoff return at Baltimore, 9-27-98
- 97 yds. — Adam Jones — kickoff return vs. Carolina, 10-12-14 (not a TD)
11. 96 yds. — Ray Griffin — interception vs. San Diego, 11-11-79
- 96 yds. — Corey Dillon — rush at Detroit, 10-28-01
- 96 yds. — Bernard Scott — kickoff return at Pittsburgh, 11-15-09
14. 95 yds. — Carl Pickens — punt return at Green Bay, 9-20-92
- 95 yds. — Lemar Parrish — kickoff return at Buffalo, 11-8-70
16. 94 yds. — Tim McGee — kickoff return vs. Minnesota, 10-23-86 (not a TD)
- 94 yds. — Ken Anderson to Billy Brooks — pass at Minnesota, 11-13-77
- 94 yds. — Brandon Bennett — kickoff return at Baltimore, 11-10-02
- 94 yds. — Tab Perry — kickoff return at Pittsburgh, 12-4-05 (not a TD)
20. 90 yds. — Lemar Parrish — punt return vs. Washington, 10-6-74
- 90 yds. — Virgil Carter to Speedy Thomas — pass vs. Philadelphia, 9-19-71
- 90 yds. — David Dunn — kickoff return vs. Pittsburgh, 11-10-96

### OPPONENTS

1. 105 yds. — Mercury Morris (Miami) — kickoff return at Cincinnati, 9-14-69
- 105 yds. — Trindon Holliday (Denver) — kickoff return at Cincinnati, 11-4-12
3. 103 yds. — Bob Gresham (Houston) — kickoff return at Cincinnati, 9-23-73
4. 101 yds. — Derrick Mason (Tennessee) — kickoff return at Cincinnati, 11-18-01
5. 100 yds. — Max Anderson (Buffalo) — kickoff return at Cincinnati, 9-22-68
- 100 yds. — Jon Vaughn (New England) — kickoff return at Cincinnati, 12-20-92
7. 99 yds. — Antwaan Randle El (Pittsburgh) — kickoff return at Cincinnati, 10-13-02
- 99 yds. — Jeff Garcia to Andre' Davis (Cleveland) — pass at Cleveland, 10-17-04
- 99 yds. — Terrence McGee (Buffalo) — kickoff return at Cincinnati, 12-24-05
10. 98 yds. — Chad Williams (Baltimore) — interception at Cincinnati, 12-1-02
11. 97 yds. — Darren Lewis (Chicago) — kickoff return at Chicago, 11-8-92
- 97 yds. — Brandon Tate (New England) — kickoff return at New England, 9-12-10
13. 96 yds. — Carl Roaches (Houston) — kickoff return at Houston, 10-4-81
- 96 yds. — Bobby Humphrey (N.Y. Jets) — kickoff return at Cincinnati, 12-21-86
15. 95 yds. — Aaron Bailey (Indianapolis) — kickoff return at Cincinnati, 12-22-96
- 95 yds. — Lamont Brightful (Baltimore) — punt return at Baltimore, 11-10-02
17. 94 yds. — Herschel Walker (Philadelphia) — kickoff return at Cincinnati, 12-24-94
- 94 yds. — Brent Grimes (Miami) — interception return at Miami, 10-31-13
- 94 yds. — Ben Roethlisberger to Martavis Bryant (Pittsburgh) — pass at Cincinnati, 12-7-14
20. 93 yds. — Robert Lyles (Houston) — fumble return at Cincinnati, 10-19-86
21. 92 yds. — Billy Lefear (Cleveland) — kickoff return at Cleveland, 11-23-75 (not a TD)
- 92 yds. — Bo Jackson (L.A. Raiders) — rush at Los Angeles, 11-5-89
- 92 yds. — Eric Metcalf (Cleveland) — punt return at Cincinnati, 9-4-94

# PRO BOWL HISTORY

*Below is a list of the Bengals selected for the NFL Pro Bowl (1970-present) and AFL All-Star games (1968-69) — listed both by player and by year.  
The years listed are the seasons during which the selections were earned, not the calendar years in which the games were played.*

## BY PLAYER

PLAYER	SELECTIONS	YEAR(S)
Anthony Munoz, OT	11	1981-91
Chad Johnson, WR	6	2003-07, '09
Lemar Parrish, CB	6	1970-71, '74-77
A.J. Green, WR	5	2011-15
Ken Anderson, QB	4	1975-76, '81-82
Willie Anderson, OT	4	2003-06
Geno Atkins, DT	4	2011-12, '14-15
James Brooks, RB	4	1986, '88-90
Isaac Curtis, WR	4	1973-76
Bob Trumpy, TE	4	1968-70, '73
Tommy Casanova, S	3	1974, '76-77
Cris Collinsworth, WR	3	1981-83
Corey Dillon, RB	3	1999-2001
Boomer Esiason, QB	3	1986, '88-89
David Fulcher, S	3	1988-90
Rodney Holman, TE	3	1988-90
Max Montoya, G	3	1986, '88-89
Coy Bacon, DE	2	1976-77
Andy Dalton, QB	2	2011, '14
Jermaine Gresham, TE	2	2011-12
Tim Krumrie, NT	2	1987-88
Carson Palmer, QB	2	2005-06
Carl Pickens, WR	2	1995-96
Mike Reid, DT	2	1972-73
Paul Robinson, RB	2	1968-69
Andrew Whitworth, OT	2	2012, '15
Ashley Ambrose, CB	1	1996
Bill Bergey, LB	1	1969
Jeff Blake, QB	1	1995
Eddie Brown, WR	1	1988
Vontaze Burfict, LB	1	2013
Carlos Dunlap, DE	1	2015
Tyler Eifert, TE	1	2015
Shayne Graham, K	1	2005
Harold Green, RB	1	1992
T.J. Houshmandzadeh, WR	1	2007
Kevin Huber	1	2014
Tory James, CB	1	2004
Bob Johnson, C	1	1968
Pete Johnson, FB	1	1981
Rudi Johnson, RB	1	2004
Adam Jones, CB	1	2015
Jim LeClair, LB	1	1976
Tremain Mack, KR	1	1999
Pat McInally, P	1	1981
Chip Myers, WR	1	1972
Lorenzo Neal, FB	1	2002
Reggie Nelson	1	2015
Deltha O'Neal, CB	1	2005
Cedric Peerman, RB	1	2015
Dan Ross, TE	1	1982
Eric Thomas, CB	1	1988

## BY YEAR

YEAR	PLAYER(S)
1968	— C Bob Johnson, RB Paul Robinson, TE Bob Trumpy
1969	— LB Bill Bergey, RB Paul Robinson, TE Bob Trumpy
1970	— CB Lemar Parrish, TE Bob Trumpy
1971	— CB Lemar Parrish
1972	— WR Chip Myers, DT Mike Reid
1973	— WR Isaac Curtis, DT Mike Reid, TE Bob Trumpy
1974	— S Tommy Casanova, WR Isaac Curtis, CB Lemar Parrish
1975	— QB Ken Anderson, WR Isaac Curtis, CB Lemar Parrish
1976	— QB Ken Anderson, DE Coy Bacon, S Tommy Casanova, WR Isaac Curtis, LB Jim LeClair, CB Lemar Parrish
1977	— DE Coy Bacon, S Tommy Casanova, CB Lemar Parrish
1978	— (none)
1979	— (none)
1980	— (none)
1981	— QB Ken Anderson, WR Cris Collinsworth, FB Pete Johnson, P Pat McInally, OT Anthony Munoz
1982	— QB Ken Anderson, WR Cris Collinsworth, OT Anthony Munoz, TE Dan Ross
1983	— WR Cris Collinsworth, OT Anthony Munoz
1984	— OT Anthony Munoz
1985	— OT Anthony Munoz
1986	— RB James Brooks, QB Boomer Esiason, G Max Montoya, OT Anthony Munoz
1987	— NT Tim Krumrie, OT Anthony Munoz
1988	— RB James Brooks, WR Eddie Brown, QB Boomer Esiason, S David Fulcher, TE Rodney Holman, NT Tim Krumrie, G Max Montoya, OT Anthony Munoz, CB Eric Thomas
1989	— RB James Brooks, QB Boomer Esiason, S David Fulcher, TE Rodney Holman, G Max Montoya, OT Anthony Munoz
1990	— RB James Brooks, S David Fulcher, TE Rodney Holman, OT Anthony Munoz
1991	— OT Anthony Munoz
1992	— RB Harold Green
1993	— (none)
1994	— (none)
1995	— QB Jeff Blake, WR Carl Pickens
1996	— CB Ashley Ambrose, WR Carl Pickens
1997	— (none)
1998	— (none)
1999	— RB Corey Dillon, KR Tremain Mack
2000	— RB Corey Dillon
2001	— RB Corey Dillon
2002	— FB Lorenzo Neal
2003	— OT Willie Anderson, WR Chad Johnson
2004	— OT Willie Anderson, CB Tory James, WR Chad Johnson, RB Rudi Johnson
2005	— OT Willie Anderson, K Shayne Graham, WR Chad Johnson, CB Deltha O'Neal, QB Carson Palmer
2006	— OT Willie Anderson, WR Chad Johnson, QB Carson Palmer (Pro Bowl Player of the Game)
2007	— WR T.J. Houshmandzadeh, WR Chad Johnson
2008	— (none)
2009	— WR Chad Johnson
2010	— (none)
2011	— DT Geno Atkins, QB Andy Dalton, WR A.J. Green, TE Jermaine Gresham
2012	— DT Geno Atkins, WR A.J. Green, TE Jermaine Gresham, OT Andrew Whitworth
2013	— LB Vontaze Burfict, WR A.J. Green
2014	— DT Geno Atkins, QB Andy Dalton, WR A.J. Green, P Kevin Huber
2015	— DE Geno Atkins, DE Carlos Dunlap, TE Tyler Eifert, WR A.J. Green, CB Adam Jones, S Reggie Nelson, RB Cedric Peerman, OT Andrew Whitworth



# HALL OF FAME HISTORY

## ANTHONY MUNOZ

The Bengals' **Anthony Munoz**, who defined the art of playing offensive tackle in the National Football League, was inducted on Aug. 1, 1998 to the Pro Football Hall of Fame. It was the first year of Hall eligibility for Munoz, whose final NFL season was 1992 with the Bengals. There currently are 303 Hall of Famers, and Munoz is one of only 78 players selected in their first year of eligibility.



Munoz was a consensus All-American at the University of Southern California, and the Bengals claimed him with the third overall pick in the 1980 draft, despite the fact some teams considered him damaged goods due to past knee surgery. The move turned out as the best draft gamble in franchise history, as Munoz went on to play 13 Bengals seasons (1980-92), including 11 seasons ('81-91) in which he was chosen for the AFC-NFC Pro Bowl game. At the time of his

retirement (1992), that was the most selections of any player in NFL history. He also earned All-Pro honors (full NFL, not just the AFC) every season from 1981 through '91.

"Anthony's induction was very gratifying to our organization and to all of our fans," said Mike Brown, Bengals president. "It was particularly so because the selectors recognized Anthony as a truly special player and person who deserved election on his first try. During his playing days, no one in the NFL was better. It's justifiable to consider him as the best offensive lineman ever, and he has conducted his personal and family life in a way that is a great credit to the Bengals and the NFL."

Munoz's off-field efforts earned him the NFL's prestigious Man of the Year Award in 1991.

Munoz played for the Bengals in both of their Super Bowl appearances, as a second-year player in Super Bowl XVI at Pontiac, Mich., and as a ninth-year vet in Super Bowl XXIII at Miami.

In 1994, he was one of three offensive tackles named to the NFL's official 75th Anniversary Team. He joined his fellow tackles from that 75th Anniversary Team — Forrest Gregg and Roosevelt Brown — in the Hall of Fame.

Munoz's exceptional agility and athleticism is reflected by his entry line in the Bengals' all-time pass receiving statistics. He caught seven passes, playing as a tackle-eligible, and four of those catches were for touchdowns.

In six of his 13 Bengals seasons, Munoz earned at least one major award as NFL Offensive Lineman of the Year. One award citation, issued by NFL Alumni, reads: "The NFL has three levels of offensive linemen. The bottom rung is for players aspiring to make the Pro Bowl. The next step is for those who have earned all-star status. Then there's Anthony Munoz. He's alone at the top, a sure Hall of Famer."

Though there are other Hall of Fame members with some Hispanic ancestry, Munoz is considered the first player of primarily Hispanic background to enter the Hall. Munoz was born in Ontario, Calif. His parents also are native Californians, and his grandparents were born in Chihuahua, Mexico.



## OTHER PLAYER/COACH CONNECTIONS

Munoz is the only player who performed primarily for the Bengals to gain entry to the Hall.

One other Hall of Fame player, wide receiver **Charlie Joiner**, was a Bengal from 1972-75, but he played the majority of his career with San Diego. He was inducted in 1996.

**Paul Brown**, founder and first head coach of the Bengals and the Browns, is in the Hall, but he was inducted in 1967, before the Bengals' first season.

Three other Hall of Famers also spent time as Bengals coaches. **Bill Walsh**, inducted for his success as head coach of the San Francisco 49ers, was a Bengals assistant under Paul Brown from 1968-75. He was inducted in 1993. **Forrest Gregg**, Bengals head coach from 1980-83, was inducted in '77, based on his playing career as an offensive tackle, primarily with Green Bay. And **Dick LeBeau**, a Bengals coach for 19 seasons, was inducted in 2010 for his exploits as a cornerback for the Detroit Lions. LeBeau was Bengals head coach for the last 13 games of 2000, as well as '01-02. LeBeau was a Cincinnati assistant coach from 1980-91 and from '97 through the first three games of 2000.

More on Paul Brown: Brown was not only the founder and first coach of both the Bengals and the Browns, but he was one of the great innovators in pro football history.

"Whether they know it or not, nearly everyone in football has been affected by Paul Brown," former NFL Commissioner Pete Rozelle said in 1991. "His wealth of ideas changed the game."

Elected in 1967 to the Pro Football Hall of Fame, Brown also was founder and first coach of the Cleveland Browns, whom he guided to seven league championships in their first 12 seasons. He posted a .665 winning percentage over 25 years of pro coaching (222-112-9, including playoffs). Earlier in his career, he created an Ohio dynasty at Massillon High School and coached Ohio State University to a national championship (1942).

Brown pioneered coaching as a year-round profession, invented the draw play, introduced the use of face masks on helmets, initiated film study and classroom instruction of players, and was the first coach to call plays from the sidelines. He also broke the color barrier in modern American pro sports, as his Cleveland team featured black stars Marion Motley and Bill Willis in 1946, a year before Jackie Robinson's debut in Major League Baseball.

Born in Norwalk, Ohio, and reared in Massillon, Ohio, Brown was Bengals coach and general manager from 1968-75. He stepped down as coach following an 11-3 season in 1975, and continued in the GM's role until his death at age 82 on Aug. 5, 1991.

## BENGALS ITEMS IN THE HALL

The Hall of Fame houses many pieces of Bengals history, including:

- Full uniform including jersey, pants, and helmet of OT Anthony Munoz during the last season of his Hall of Fame career.
- Coach Paul Brown's "signature" hat he wore on the sidelines.
- QB Boomer Esiason's jersey from his MVP season in 1988.
- RB Corey Dillon's jersey from Dec. 4, 1997 when he established a rookie single-game rushing record vs. Tennessee.
- Jersey, pants, and shoes worn by Dillon on Oct. 22, 2000 when he set the then-NFL record of 278 rushing yards in Bengals' 31-21 win vs. Denver Broncos.
- The football used on the opening kickoff of the Bengals' inaugural regular-season home game on Sept. 14, 1968. Cincinnati defeated Denver, 24-10.
- Jerseys worn by RB Archie Griffin and CB Ken Riley.
- Back rest of seat from Cinergy Field, formerly Riverfront Stadium.
- Autographed metal bucket from groundbreaking ceremony of Paul Brown Stadium. Signatures include those of Mike Brown, Hamilton County Commissioners Bob Bedinghaus and Tom Neyer, and Cincinnati Mayor Roxanne Qualls.
- Shovel used for the groundbreaking of Paul Brown Stadium, which took place on Cincinnati's riverfront on April 25, 1998.
- Framed water color drawing of WR Isaac Curtis.
- Draft cards. The cards were written on by a team representative and turned into NFL officials to identify each draft pick.

# STADIUM HISTORY

## PAUL BROWN STADIUM — 2000-PRESENT

Paul Brown Stadium, home of the Bengals on Cincinnati's downtown riverfront, plays host to its 17th NFL season in 2016. PBS, as it's known for short, opened in 2000. The first game was an Aug. 19 preseason contest vs. Chicago, a 24-20 Bengals win. The first regular-season game was a 24-7 loss to Cleveland on Sept. 10.

Named for the NFL legend who was Bengals founder, chief executive and first head coach, the stadium has won numerous honors and has helped keep Cincinnati in the national sports spotlight. Over the last 12 seasons (2004-15), PBS has hosted 19 nationally televised Bengals games, and two games are scheduled for 2016.

From 2003-10 at PBS, the Bengals sold out a franchise-record 57 consecutive home games (regular and postseason).

The stadium features a sleek design and blends seamlessly with the city, open to views of downtown to the north and the Ohio River to the south.


National recognition for PBS has come in various modes. In 2007, PBS was the only football stadium to make a Harris Interactive list of "America's favorite 150 buildings and structures." PBS ranked 101st on a list whose range included all manner of major structures — skyscrapers, museums, churches, hotels, bridges, national memorials and more. No other football stadium was voted among the top 150, and among all sports venues, only two historic baseball parks — Wrigley Field and the old Yankee Stadium — ranked higher than PBS.

In 2002, in an industry rarity, the stadium was singled out by both of the nation's premier architecture magazines, *Architectural Record* and *Architecture*. The two stories came on the heels of PBS receiving the 2001 Merit Award from the American Institute of Architects (California Council). It marked the first time an NFL stadium received the award from the prestigious AIA.

The acclaim began well before the stadium's 2000 opening. In May of 1998, studies of PBS' design led to it being among 15 winners from a field of more than 300 projects for an American Architecture Award.

In closer-to-home reaction, the stadium also debuted to rave reviews.

After a tour of PBS in June of 2000, some two months before the first game, Cincinnati Enquirer columnist Paul Daugherty wrote:



"The place is gorgeous. If the Bengals were trying to butter me up by giving me the tour, it worked. Every seat is good."

At roughly the same time, Cincinnati Post columnist Bill Koch wrote:

"The views come at you from every angle. Unlike Cinergy Field (formerly Riverfront Stadium), which cut you off from the city once you were inside, this stadium celebrates its setting.

"From the west side, you gaze into Price Hill, with Union Terminal off in the distance. From the east, you walk through what will be the club lounge and see the river, the Roebling Suspension Bridge

and the downtown skyline. You are not in Anytown, USA. You are unmistakably in Cincinnati."

Mike Brown, a son of Paul Brown and the club's chief executive since 1991, puts it this way:

"In the best stadiums, the experience of just walking in wakes you up. It's exciting just to be there. From day one, we made this a goal for our stadium. We want it to be the best setting for pro football in the country, and we think our fans will agree that it is."

Though proud of PBS' much-hailed outer design, the Bengals are prouder still that the stadium has fulfilled a primary goal of serving as a premier venue for watching football. Almost 70 percent of the seats are along the sidelines, positioned for the best possible sight lines to the action.

PBS also serves as a link to the past. In an era when many sports facilities carry corporate names, Cincinnati's stadium bears only the name of Paul Brown.

"We like the fact that our stadium name honors the tradition of the NFL," says Mike Brown. "Many names now don't have anything to do with the game."

The stadium includes 132 suites and 7600 club seats.

Additional facts and figures on PBS:

**SEATING CAPACITY:** 65,515.

**DIMENSIONS:** The stadium site covers approximately 22 acres, and Paul Brown Stadium itself reaches a height of 157 feet.

**PLAYING SURFACE:** Synthetic surface by UBU Sports (Speed S5M turf system, installed in 2012).





## RIVERFRONT STADIUM/CINERGY FIELD — 1970-99

(Was called Riverfront Stadium from 1970-95, and renamed Cinergy Field in '96.)



Like Paul Brown Stadium, Riverfront Stadium was located in downtown Cincinnati on the bank of the Ohio River. Its site was about a quarter-mile east of the PBS site. It was renamed Cinergy Field in 1996.

Housing the Bengals and baseball's Cincinnati Reds, Riverfront/Cinergy was one of a number of circular, dual-sport facilities built in the U.S. in the 1960s and early '70s. Seating capacity for Bengals games was 60,389 in the stadium's full football configuration and 56,759 during shared periods with baseball.

Riverfront hosted the most celebrated victory in Bengals history, the 1981 season AFC Championship game known as the "Freezer Bowl." The Bengals defeated San Diego 27-7 on a day with the lowest wind chill (minus-59 degrees) and second-coldest temperature reading (minus-9) in NFL history. The Bengals won their second AFC title at Riverfront in 1988, defeating Buffalo 21-10.

The longest Bengals sellout streak at Riverfront was 43 games, from the 1988 season opener through the '92 home finale.

The Reds continued playing in Cinergy Field for two seasons (2001-02) after the Bengals departed for PBS, and Cinergy was imploded in December of '02 to make room for new riverfront development.

## NIPPERT STADIUM — 1968-69

The Bengals played their first two seasons in Nippert Stadium on the campus of the University of Cincinnati. When the Bengals played at Nippert, its seating capacity was listed as 31,301.



The Nippert Stadium site began hosting UC games in 1902, and it remains the home of the Bearcats today. It is the fourth-oldest playing site still in use in college football. Nippert has been expanded and upgraded many times over the years. Its most recent major renovation took place from 2014 through early 2015. The Bearcats played all their 2014 home games at Paul Brown Stadium, but returned to Nippert for the '15 season.

The stadium began in 1902 as Carson Field, named after Arch Carson, who played a significant role in starting football on the UC campus in 1885. In 1901, as physical director of the university, Carson guided the construction of the first field, which was later named for him (to this day, Nippert's playing surface still is called Carson Field). Fans watched from wooden bleachers constructed on the hillside adjacent to the field.

Construction began in 1916 on a permanent brick-and-mortar stadium, and the structure was completed in '24. The new stadium was named after Jimmy Nippert, a UC player who sustained a spike wound injury during the 1923 season finale and died a month later from blood poisoning. His grandfather, James N. Gamble of Procter & Gamble, provided the funds necessary to complete construction, and Nippert Stadium was dedicated the following November.

## STADIUM FIRSTS AND LASTS

### PAUL BROWN STADIUM

**FIRST PRESEASON GAME:** Aug. 19, 2000 / Bengals 24, Chicago 20 (attendance: 56,180)

**FIRST REGULAR-SEASON GAME:** Sept. 10, 2000 / Cleveland 24, Bengals 7 (attendance: 64,006)

First Bengals scoring play: Ron Dugans four-yard TD pass from Akili Smith (second quarter, 14:33)

First opponent scoring play: Travis Prentice 16-yard TD run (first quarter, 3:43)

**RECORD AT PBS (REGULAR SEASON THROUGH 2014):** 65-53-2 (.550)

**LARGEST CROWD AT PBS:** 66,188 on Oct. 28, 2007 / Pittsburgh 24, Bengals 13

### RIVERFRONT STADIUM/CINERGY FIELD

(Stadium was called Riverfront Stadium from 1970-95 and was renamed Cinergy Field in '96.)

**FIRST PRESEASON GAME:** Aug. 8, 1970 / Bengals 27, Washington 12 (attendance: 52,299)

**FIRST REGULAR-SEASON GAME:** Sept. 20, 1970 / Bengals 31, Oakland 21 (attendance: 56,616)

First Bengals scoring play: Sam Wyche five-yard TD run (first quarter, 13:08)

First opponent scoring play: Fred Biletnikoff 20-yard TD pass from Daryle Lamonic (first quarter, 0:30)

**LAST REGULAR-SEASON GAME:** Dec. 12, 1999 / Bengals 44, Cleveland 28 (attendance: 59,972)

Last Bengals scoring play: Darnay Scott 52-yard TD pass from Jeff Blake; Doug Pelfrey PAT kick (third quarter, 3:15)

Last opponent scoring play: Darrin Chiaverini 19-yard TD pass from Ty Detmer; Phil Dawson PAT kick (fourth quarter, 0:49)

**RECORD AT RIVERFRONT/CINERGY (REGULAR SEASON):** 128-100-0 (.561)

**LARGEST CROWD AT RIVERFRONT/CINERGY:** 60,284 on Oct. 17, 1971 / Cleveland 27, Bengals 24

### NIPPERT STADIUM

**FIRST PRESEASON GAME:** Aug. 3, 1968 / Kansas City 38, Bengals 14 (attendance: 21,682)

**FIRST REGULAR-SEASON GAME:** Sept. 15, 1968 / Bengals 24, Denver 10 (attendance: 25,049)

First Bengals scoring play: Dale Livingston 49-yard FG (third quarter, 12:02)

First Bengals touchdown: Bob Trumpy 58-yard pass from John Stofa (third quarter, 8:58)

First opponent scoring play: Bob Humphreys 33-yard FG (third quarter, 3:07)

First opponent touchdown: Eric Crabtree five-yard pass from Jim LeClair (fourth quarter, 11:57)

**LAST REGULAR-SEASON GAME:** Nov. 16, 1969 / Boston 25, Bengals 14 (attendance: 25,913)

Last Bengals scoring play: Jess Phillips four-yard TD run; Horst Muhlmann PAT kick (fourth quarter, 13:10)

Last opponent scoring play: Gino Cappelletti 43-yard FG (third quarter, 7:58)

Last opponent touchdown: Charley Frazier six-yard pass from Mike Taliaferro; Gino Cappelletti PAT kick (first quarter, 1:24)

**RECORD AT NIPPERT (REGULAR SEASON):** 6-8-0 (.429)

**LARGEST CROWD AT NIPPERT:** 28,642 on Sept. 29, 1968 / San Diego 31, Bengals 10

## PRO FOOTBALL HISTORY IN CINCINNATI

Cincinnati was home to two other teams in the National Football League prior to the present-day Bengals.

One of the teams, known as the Cincinnati Celts, was a member of the NFL — then known as the American Professional Football Association — in the league's second season in 1921. That team finished with a 1-3-0 record in its only season.

In 1933, the NFL granted the city another franchise, this time called the Cincinnati Reds. They competed in the league for two seasons before folding. The Reds finished with a 3-6-1 record and fourth place in the league's Western Division in 1933. In 1934, they lost their first eight games before suspending operations. The St. Louis Gunners, an independent team, joined the NFL by buying the Cincinnati franchise and went 1-2 the last three weeks of the season.

It was a third team, however — one which was not a member of the NFL — that eventually proved to be the closest link to today's modern-era team.

In 1937, a team called the Cincinnati Bengals was formed as a member of the rival American Football League. It was that team's nickname which was later adopted by today's NFL franchise.

The 1937 Bengals finished with a 2-4-2 record in their first year, but the AFL folded after the season. The Bengals continued as an independent team in 1938,

playing three NFL teams that year. They beat the Chicago Bears, 17-13, and the Pittsburgh Pirates, 38-0, and tied the Chicago Cardinals, 7-7.

In 1939, the Bengals joined a new AFL, finishing in second place with a 6-2 record. But again, the league folded after the season.

Once again, in 1940, another new AFL emerged, and again the Bengals joined. They recorded 1-7-0 and 1-5-2 marks in 1940 and '41, respectively. That AFL suffered the fate of the two AFLs before it, folding after the 1941 season as the United States entered World War II. Only this time, the Bengals folded along with it.

Pro football returned to Cincinnati 26 years later in 1967, when Paul Brown headed an ownership group which landed an expansion franchise in the modern-era American Football League. Brown, a Pro Football Hall of Famer who founded and coached the Cleveland Browns from 1946-62, picked the name Bengals for the new team "to give it a link with past professional football in Cincinnati."

Hundreds of names were suggested by fans in an effort to name the new Cincinnati team, the most popular being Buckeyes. It was rejected to avoid confusion with the Ohio State Buckeyes.

The Bengals began play in the AFL in 1968. The AFL merged with the NFL in 1970.



1938 Cincinnati Bengals

**Front row (left to right):** 65-Tarz Carlson, 84-Bud Payne, 60-Cole Wilging, 85-Sig Sigillo, 55-Freddy Wunderlich, 69-Joe Kruse, 14-Blond Blizzard Owen, 80-Norm Cable, 41-Irish Pavkov, 54-Horse Chesney, 64-Pat Howlett, 51-Tiger Martinovich.

**Back row:** 70-Homer Reynolds, 72-Jug Brown, 75-King Bernard, 73-Socko Wieth, 88-Bumper McPhail, 61-Earl Warwick, 83-Connie Mack Berry, 81-Phil Bucklew, 82-Bill Muellner, 52-Russ Sweeney, 87-Wild Bill Gerdes, 86-Turk Russ, Coach Dana M. King.

# MISCELLANEOUS FACTS AND FIGURES

## ENTERING 2016 SEASON

Bengals franchise firsts:

- **FIRST HEAD COACH:** Paul Brown, who coached from 1968 through '75.
- **FIRST PLAYER:** QB John Stofa, who was acquired in December, 1967, from the Miami Dolphins in a trade for two draft choices. Stofa played for the Bengals in 1968 and '69.
- **FIRST DRAFT CHOICE:** Center Bob Johnson, from the University of Tennessee, was the Bengals' No. 1 draft choice in their 1968 inaugural season.
- **FIRST GAME:** Aug. 3, 1968 — a preseason home game against the Kansas City Chiefs at Nippert Stadium. The Chiefs won 38-14 in front of 21,682.
- **FIRST REGULAR-SEASON GAME:** On Friday night, Sept. 6, 1968, in San Diego, the Bengals began play in the American Football League. They lost to the Chargers, 29-13.
- **FIRST BENGALS REGULAR-SEASON SCORING PLAY:** On the Bengals' first possession of their first regular-season game — Sept. 6, 1968 at San Diego — RB Paul Robinson scored a touchdown on a 2-yard run. Dale Livingston kicked the extra point for a 7-0 Cincinnati lead. The Chargers came back to win, 29-13.
- **FIRST REGULAR-SEASON VICTORY:** On Sunday, Sept. 15, 1968, the Bengals won their home opener, defeating the Denver Broncos, 24-10. A crowd of 25,049 watched at Nippert Stadium.
- **FIRST PLAYOFF GAME:** On Saturday, Dec. 26, 1970, the Bengals lost to the Baltimore Colts, 17-0, at Memorial Stadium in Baltimore in an AFC Divisional Playoff. The Bengals reached the playoffs in just the franchise's third season by winning the AFC Central Division with an 8-6 regular-season record.
- **FIRST PLAYOFF VICTORY:** On Jan. 3, 1982, the Bengals defeated the Buffalo Bills, 28-21, at Riverfront Stadium in Cincinnati in an AFC Divisional Playoff Game. A week later, the Bengals beat San Diego in the AFC Championship Game to earn a trip to Super Bowl XVI.

**In the beginning:** The Bengals' inaugural season was 1968, when they began play in the American Football League (which merged with the NFL in 1970).

That first Bengals team had a seven-man coaching staff (in contrast to the 20-man staff heading into the 2016 season). Head coach Paul Brown was joined by Bill Johnson (offensive line coach), Rick Forzano (offensive backfield), Jack Donaldson (defensive line), Tom Bass (defensive backfield), Bill Walsh (offensive ends) and Frank Smouse (linebackers).

**Munoz made Pro Bowl history:** Former Bengals OT Anthony Munoz was selected to play in 11 AFC-NFC Pro Bowl games, the most by any Cincinnati player by a margin of five. WR Chad Johnson and CB Lemar Parrish are tied for second with six each.

At the time of his retirement (after the 1992 season), Munoz's total of 11 was the most selections of any player in NFL history. To this day, Munoz still is tied for 11th in most Pro Bowl selections all time. The leaders are former Indianapolis/Denver QB Peyton Manning, Houston Oilers/Tennessee OL Bruce Matthews and Kansas City/Atlanta TE Tony Gonzalez, each with 14.

**Hold that line:** Over Games 5-12 of the 2009 season, the Bengals set a franchise record by holding eight straight opponents under the 100-yard mark in rushing. Prior to 2009, the franchise record for consecutive games in this category was six, and that spanned two seasons (1981-82). The previous record for one season was five straight games, set in 1983.

**Sellout streaks:** The Bengals sold out 57 consecutive home games (regular and postseason) from Nov. 16, 2003 through Nov. 8, 2010. That Paul Brown Stadium run stands as the longest in club history, topping a 43-game streak accomplished at Riverfront Stadium between 1988 and '92.

**Bengals boast winning mark in overtime:** The Bengals are 17-14-2 in regular-season overtime games, for a winning percentage of .548.

Overtime was put in place for regular-season games in 1974. The Bengals have not played an overtime game in postseason.

In 2013, Cincinnati played three overtime games in the same season, a franchise first. In their previous 45 seasons (1968-2012), the Bengals played in two overtime games in any one season just five times ('90, '92, '95, '01 and '08).

**Passing fancy:** Boomer Esiason passed for more than 300 yards in a game a team-record 23 times during his Bengals career (1984-92, 1997).

Ken Anderson (a Bengal from 1971-86) ranks second in 300-yard passing games with 19, followed by Carson Palmer (2003-10) with 17.

**The longest victory:** The Bengals' 23-20 win at Cleveland Oct. 4, 2009 was the longest game the Bengals ever won. Four seconds remained in overtime when K Shayne Graham booted a 31-yard FG to break a 20-all tie.

The previous longest Bengals win was 34-31 in a road game against the Los Angeles Rams on Oct. 7, 1990. Jim Breech's 44-yard field goal ended that game with 3:04 remaining in overtime. The longest Bengals loss came on Sept. 23, 1979 against the Houston Oilers at Riverfront Stadium. The Oilers won 30-27 on a 29-yard Toni Fritsch field goal with 0:32 left in the extra period.

There are only two 75-minute games in Bengals history — a 13-13 tie with Philadelphia on Nov. 16, 2008 and a 37-37 tie with Carolina on Oct. 12, 2014. The only other tie in team history — a 31-31 deadlock in 1969 at Houston — took place before overtime was instituted in the regular season.

**Bengals double-digit club:** Entering 2016, 28 players share the distinction of having played 10 or more campaigns for the Bengals:

PLAYER, POSITION	YEARS	SEASONS
Ken Anderson, QB.....	16	1971-86
Ken Riley, CB.....	15	1969-83
Reggie Williams, LB.....	14	1976-89
Jim Breech, K.....	13	1980-92
Rich Braham, C-G.....	13	1994-2006
Anthony Munoz, OT.....	13	1980-92
Joe Walter, OT.....	13	1985-97
Willie Anderson, OT.....	12	1996-2007
Isaac Curtis, WR.....	12	1973-84
Eddie Edwards, DE-DT.....	12	1977-88
Bob Johnson, C.....	12	1968-79
Bruce Kozerski, OL.....	12	1984-95
Tim Krumrie, NT.....	12	1983-94
Jim LeClair, LB.....	12	1972-83
Glenn Cameron, LB.....	11	1975-85
Robert Geathers, DE.....	11	2004-14
Rodney Holman, TE.....	11	1982-92
Lee Johnson, P-K.....	11	1988-98
Max Montoya, G-OT.....	11	1979-89
Louis Breeden, CB.....	10	1978-87
Boomer Esiason, QB.....	10	1984-92, 97
Chad Johnson, WR.....	10	2001-10
Dave Lapham, G.....	10	1974-83
Pat McNally, P-WR.....	10	1976-85
Domata Peko, DT.....	10	2006-15
Brad St. Louis, LS-TE.....	10	2000-09
Bob Trumpy, TE-WR.....	10	1968-77
Andrew Whitworth, OT.....	10	2006-15

**The name game:** The most common last name among players on the Bengals' all-time roster is Johnson. Twenty-six players named Johnson are on the all-time roster, including Chad Johnson, who changed his last name to Ochocinco in 2008 (then back to Johnson in '11, after his Bengals career).

Smith is second with 17, and Jones and Williams are tied for third with 13 each (not including Nick Luchey, who changed his name from Williams in 2002).

The Bengals' all-time roster has more last names start with the letter B than any other letter — a total of 98. The letter S is second with 92 names.

The only letter without a player on the team's all-time roster is X.

**Fond farewell:** The Bengals played their final game at Cinergy Field (previously known as Riverfront Stadium) on Dec. 12, 1999, and they made the finale a memorable one.

Before a sellout crowd of 59,972, the Bengals defeated Cleveland, 44-28, as the Cincinnati defense set a team record by allowing only 11 net rushing yards (11 carries). The Browns' longest rush of the day was three yards. The previous low by a Bengals opponent had been 22 yards by Houston on Dec. 23, 1990.

Offensively, that game saw the Bengals roll for 279 rushing yards (on 53 carries) — the second-most rushing yards in team history at the time and most ever in a home game (now fourth-best in history and third-highest at home).



**10 wins, no playoffs:** The best Bengals team to miss out on postseason play was coach Bill Johnson's 1976 club, which went 10-4 but lost a tiebreaker to Pittsburgh for the AFC Central title.

Only one Wild Card team made the playoffs from each conference at that time, and it went to 11-3 New England, who lost an AFC East division tiebreaker.

One other Bengals team — the 1986 club — won 10 games (10-6) and failed to make the playoffs.

**100 x 3 = team first:** The Bengals' 27-10 win over Oakland on Dec. 10, 2006 at Paul Brown Stadium was the team's only game ever with a 100-yard rusher (Rudi Johnson, 117 yards) and two 100-yard receivers (T.J. Houshmandzadeh, 118; Chad Johnson, 101).

#### Coldest NFL games on record:

- Minus-13 degrees (-48 degrees wind chill) — Dec. 31, 1967, Lambeau Field, Green Bay, Wis., NFL Championship — Green Bay 21, Dallas 17
- Minus-9 degrees (-59 degrees wind chill) — Jan. 10, 1982, Riverfront Stadium, Cincinnati, Ohio, AFC Championship — Cincinnati 27, San Diego 7
- Minus-1 degree (-23 degrees wind chill) — Jan. 20, 2008, Lambeau Field, Green Bay, Wis., NFC Championship — N.Y. Giants 23, Green Bay 20 in OT.

**Talent isn't everything:** The 1989 Bengals were a talented team, but never could put it all together on a weekly basis. They outscored opponents 404-285, but finished only 8-8.

Not since the 1950 Philadelphia Eagles had a break-even team outscored its foes by such a large point margin (7.4) per game.

**All-time biggest crowds:** Here are the Bengals' 10 largest home crowds in franchise history:

ATTENDANCE	DATE	OPPONENT	RESULT
1. 66,188 .....	10-28-07	Pittsburgh	L, 13-24
2. 66,113 .....	10-1-07	New England	L, 13-34
3. 66,107 .....	12-22-14	Denver	W, 37-28
4. 66,104 .....	10-23-05	Pittsburgh	L, 13-27
5. 66,093 .....	9-10-07	Baltimore	W, 27-20
6. 66,072 .....	9-17-06	Cleveland	W, 34-17
7. 66,049 .....	12-31-06	Pittsburgh	L, 17-23 (OT)
8. 66,035 .....	10-1-06	New England	L, 13-38
9. 66,023 .....	12-23-07	Cleveland	W, 19-14
10. 65,995 .....	11-20-05	Indianapolis	L, 37-45

**Long distance leaders:** Former Bengals Chris Bahr and Doug Pelfrey are the only kickers in team history to convert two field goals of 50 or more yards in the same game.

Bahr booted field goals of 55 and 52 yards vs. Houston on September 23, 1979. Pelfrey connected on attempts from 53 and 50 yards at Houston on October 24, 1993.

**A rare runner:** The only Bengals quarterback ever to rush for 100 yards in a game was Virgil Carter, who gained 110 on nine carries against Cleveland on Nov. 15, 1970.

The game was the first Bengals-Browns match in Riverfront Stadium (later renamed Cinergy Field), and marked Cincinnati's first victory (14-10) over its Ohio rival.

## BENGALS SINGLE-SEASON LEAGUE AND CONFERENCE LEADERS

### — NFL —

#### PASSER RATING

*(Current rating system in place since 1973)*

1974	Ken Anderson.....	95.7
1975	Ken Anderson.....	93.9
1981	Ken Anderson.....	98.4
1982	Ken Anderson.....	95.3
1988	Boomer Esiason.....	97.4

#### TOUCHDOWN PASSES

2005	Carson Palmer.....	32
------	--------------------	----

#### RECEPTIONS

2007	T.J. Houshmandzadeh.....	^*112
------	--------------------------	-------

#### RECEIVING YARDS

2006	Chad Johnson.....	1369
------	-------------------	------

#### INTERCEPTIONS

2005	Deltha O'Neal.....	*^10
2015	Reggie Nelson.....	*8

#### PUNT RETURN AVERAGE

1974	Lemar Parrish.....	^18.8
1984	Mike Martin.....	15.7

#### KICKOFF RETURN AVERAGE

2014	Adam Jones.....	^31.3
------	-----------------	-------

#### PUNTING AVERAGE

1970	Dave Lewis.....	46.2
1971	Dave Lewis.....	44.8
1978	Pat McInally.....	43.1
1981	Pat McInally.....	45.4

### — AFC —

#### SCORING

1981	Jim Breech.....	*115
1987	Jim Breech.....	97
2005	Shayne Graham.....	131

#### RUSHING YARDS

1968	Paul Robinson.....	**1023
------	--------------------	--------

#### TOUCHDOWNS

1983	Pete Johnson.....	*14
1988	Ickey Woods.....	*15
1995	Carl Pickens.....	^17

#### PASSER RATING

*(Current rating system in place since 1973)*

1974	Ken Anderson.....	#95.7
1975	Ken Anderson.....	#93.9
1981	Ken Anderson.....	#98.4
1982	Ken Anderson.....	#95.3
1988	Boomer Esiason.....	#97.4
1989	Boomer Esiason.....	92.1
2015	Andy Dalton.....	^106.3

#### TOUCHDOWN PASSES

1988	Boomer Esiason.....	*28
1989	Boomer Esiason.....	28
1995	Jeff Blake.....	28
2005	Carson Palmer.....	#32

#### RECEPTIONS

1995	Carl Pickens.....	99
1996	Carl Pickens.....	100
2005	Chad Johnson.....	97
2007	T.J. Houshmandzadeh.....	#^112

#### RECEIVING YARDS

1973	Isaac Curtis.....	843
1988	Eddie Brown.....	1273
2003	Chad Johnson.....	1355
2004	Chad Johnson.....	1274
2005	Chad Johnson.....	1432
2006	Chad Johnson.....	#1369

#### INTERCEPTIONS

1976	Ken Riley.....	9
1982	Ken Riley.....	*5
1983	Ken Riley.....	*8
2005	Deltha O'Neal.....	#^10
2015	Reggie Nelson.....	#*8

#### PUNTING AVERAGE

1970	Dave Lewis.....	#46.2
1971	Dave Lewis.....	#44.8
1978	Pat McInally.....	#43.1
1981	Pat McInally.....	#45.4

#### PUNT RETURN AVERAGE

1974	Lemar Parrish.....	#^18.8
1984	Mike Martin.....	#15.7
2014	Adam Jones.....	12.0

#### KICKOFF RETURN AVERAGE

1999	Tremain Mack.....	27.1
2014	Adam Jones.....	#^31.3

### KEY

# Also led/tied NFL

\* Tied for lead

^ Also a Bengals record

\*\* American Football League

Get the point? Only three times in the Bengals' 47 seasons has a non-kicker led the team in scoring.

In 1979, FB Pete Johnson was the team's leading scorer with 90 points (15 TDs). FB Ickey Woods led the 1988 Bengals with 90 points (15 TDs). And in 2001, HB Corey Dillon scored a team-high 78 points (13 TDs).

**A special explosion:** The Bengals' record for most points scored in a game by the special teams units is 31, from a 43-14 victory at Buffalo on Nov. 8, 1970.

CB Lemar Parrish scored two special teams TDs, one on a 95-yard kickoff return and another on an 83-yard return of a blocked field goal attempt. K Horst Muhlmann added 15 points on five field goals, and four PATs by Muhlmann completed the special teams onslaught.

The offense scored only one TD, on a one-yard run by RB Jess Phillips. The defense scored a TD on an eight-yard fumble return by DE Royce Berry.

**Perfection at home:** The Bengals have gone undefeated (and untied) at home during the regular season four times in team history:

- 8-0 in the Super Bowl season of 1988
- 8-0 in the 2013 playoff season
- 7-0 in the 1973 playoff season
- 4-0 in the strike-shortened 1982 campaign

**Bengals QBs as league MVPs:** Two Bengals, both quarterbacks from the club's Super Bowl teams, have been named by nationwide panels of media as winners of the Associated Press NFL Most Valuable Player Award.

Ken Anderson was the winner in 1981, leading the NFL with a 98.4 passer rating. He completed 300 of 479 passes (62.6%) for 3754 yards, with a then-club record 29 TD passes against 10 interceptions.

Boomer Esiason was the 1988 winner, leading the league with a 97.4 rating and tying for the AFC lead in TDs with 28. He completed 223 of 388 passes (57.5%) for 3572 yards, with 14 interceptions.

Both QBs led their teams to 12-4 records in the regular season.

**Worst to first:** Four times in their history, the Bengals have finished first in their division after finishing in last place the season before. The Bengals followed a cellar season with a division title in 1970, '81, '88 and '90.

**Record crowd:** The official attendance figure of 87,786 for Cincinnati's 17-10 win on Nov. 14, 2004 at FedExField in Washington was the largest ever for a Bengals regular-season game.

The record for all Bengals games remains 92,045, recorded at the Los Angeles Coliseum for the 1990 season Divisional Playoff game against the Los Angeles Raiders on Jan. 13, 1991.

**Double whammy:** Twice in Bengals history, two Cincinnati players have broken the 100-yard rushing mark in the same game.

On Oct. 29, 1972, in a 30-7 win vs. Houston, RB Doug Dressler gained 110 yards and HB Essex Johnson ran for 103 yards. On Dec. 7, 1986, in a 31-7 victory at New England, HB James Brooks rushed for 163 yards and FB Stanley Wilson gained 120 yards.

**The longest shots:** The latest-drafted player ever to make a Bengals roster for a regular-season game was K-P Dave Green of Ohio University.

Green was the 418th selection in the 1972 draft, taken in the 17th round. He didn't make the roster in 1972, and had a brief stint (no games played) with Houston in '73 before being re-acquired by Cincinnati. Green played for the Bengals from 1974-75, scoring 70 points and averaging 40.1 yards on 134 punts. He was acquired by Tampa Bay in 1976, and stayed in the NFL through '79.

The latest-drafted player ever to make the Bengals roster in the same season of his selection was LB Larry Ely of Iowa. Ely was the 397th selection in 1970, a 16th-round pick. He played for Cincinnati in 1970 and '71.

## BENGALS PLAYOFF RESULTS

Record: 5-14

SEASON	DATE	OPPONENT	W-L	SCORE	PLAYOFF GAME
1970	Dec. 26	at Baltimore	L	0-17	Divisional Playoff
1973	Dec. 23	at Miami	L	16-34	Divisional Playoff
1975	Dec. 28	at Oakland Raiders	L	28-31	Divisional Playoff
1981	Jan. 3	BUFFALO	W	28-21	Divisional Playoff
	Jan. 10	SAN DIEGO	W	27-7	AFC Championship
	Jan. 24	SAN FRANCISCO 49ERS	L	21-26	Super Bowl XVI
1982	Jan. 9	N.Y. JETS	L	17-44	First-Round Playoff
1988	Dec. 31	SEATTLE	W	21-13	Divisional Playoff
	Jan. 8	BUFFALO	W	21-10	AFC Championship
	Jan. 22	San Francisco 49ers	L	16-20	Super Bowl XXIII
1990	Jan. 6	HOUSTON	W	41-14	Wild Card Playoff
	Jan. 13	at L.A. Raiders	L	10-20	Divisional Playoff
2005	Jan. 8	PITTSBURGH	L	17-31	Wild Card Playoff
2009	Jan. 9	N.Y. JETS	L	14-24	Wild Card Playoff
2011	Jan. 7	at Houston	L	10-31	Wild Card Playoff
2012	Jan. 5	at Houston	L	13-19	Wild Card Playoff
2013	Jan. 5	SAN DIEGO	L	10-27	Wild Card Playoff
2014	Jan. 4	at Indianapolis	L	10-26	Wild Card Playoff
2015	Jan. 9	PITTSBURGH	L	16-18	Wild Card Playoff

**High-scoring affairs:** The two highest-scoring games (combined point totals of both teams) in Bengals history have both come against the Cleveland Browns. Here are the five highest-scoring games in franchise history:

TOTAL POINTS	DATE AND OPPONENT	RESULT
1. 106	Nov. 28, 2004 vs. Cleveland	W, 58-48
2. 96	Sept. 16, 2007 at Cleveland	L, 45-51
3. 90	Nov. 12, 2006 vs. San Diego	L, 41-49
4. 86	Nov. 30, 1997 at Philadelphia	L, 42-44
5. 85	Sept. 22, 1985 vs. San Diego	L, 41-44

**Riley reigns supreme:** In the Bengals record book, the most dominant lead in a major career category belongs to CB Ken Riley. His 65 interceptions nearly double the total (33) of second-place CB Louis Breeden.

**Bengals tap the Buckeye pipeline:** Ohio State is the top supplier of college talent to the Bengals, with 27 former Buckeyes having qualified for the team's official all-time roster.

Notable former Buckeye Bengals include Pro Bowl FB Pete Johnson (1977-83), the No. 4 rusher in Bengals history, as well as RB Archie Griffin ('76-83), CB Ray Griffin ('78-84), OT Rufus Mayes ('70-78) and DT Dan Wilkinson ('94-97).

Florida is second with 18 Bengals alumni. Four schools are tied for third at 17 — Alabama, Cincinnati, Michigan and West Virginia.

**Parrish hits paydirt:** The only Bengals player ever to score two touchdowns in a game on returns and/or recoveries is Lemar Parrish — and he did it three times.

Parrish, a Bengals cornerback and kick returner from 1970-77, scored two TDs on Nov. 8, 1970 at Buffalo (95-yard kickoff return and 83-yard return of a blocked FG attempt); on Dec. 17, 1972 at Houston (25-yard interception return and 33-yard interception return); and on Oct. 6, 1974 vs. Washington (90-yard punt return and 47-yard fumble return).

**Go long ... real long:** The Bengals record book records two pass plays of 90 or more yards:

- QB Ken Anderson hooked up with WR Billy Brooks for a team-record 94-yarder for a touchdown Nov. 13, 1977 at Minnesota.
- QB Virgil Carter connected with WR Speedy Thomas for a 90-yard TD strike on Sept. 19, 1971 vs. Philadelphia at Riverfront Stadium.

This record holds the record: The oldest season record in Bengals history — and the only one still standing from the Nippert Stadium years — is QB Greg Cook's average of 9.41 yards gained per passing attempt in 1969.

## BENGALS SUPER BOWL STARTERS

### SUPER BOWL XVI

OFFENSE	DEFENSE
WR Cris Collinsworth	LDE Eddie Edwards
LOT Anthony Munoz	NT Wilson Whitley
LG Dave Lapham	RDE Ross Browner
C Blair Bush	LOLB Bo Harris
RG Max Montoya	LILB Jim LeClair
ROT Mike Wilson	RILB Glenn Cameron
TE Dan Ross	ROLB Reggie Williams
WR Isaac Curtis	LCB Louis Breeden
QB Ken Anderson	RCB Ken Riley
HB Charles Alexander	SS Bobby Kemp
FB Pete Johnson	FS Bryan Hicks

### SUPER BOWL XXIII

OFFENSE	DEFENSE
WR Tim McGee	LDE Jim Skow
LOT Anthony Munoz	NT Tim Krumrie
LG Bruce Reimers	RDE Jason Buck
C Bruce Kozerski	LOLB Leon White
RG Max Montoya	LILB Carl Zander
ROT Brian Blados	RILB Joe Kelly
TE Rodney Holman	ROLB Reggie Williams
WR Eddie Brown	LCB Lewis Billups
QB Boomer Esiason	RCB Eric Thomas
HB James Brooks	SS David Fulcher
FB Ickey Woods	FS Solomon Wilcotts

1000-yard duos ... and a trio: Fourteen times in the Bengals' 47 years (1968-2014), the team has had both a 1000-yard rusher and a 1000-yard receiver in the same season.

In 2006, the Bengals had a 1000-yard rusher and two 1000-yard receivers.

YEAR	RUSHER	YARDS	RECEIVER	YARDS
1981	Pete Johnson.....	1077	Cris Collinsworth .....	1009
1986	James Brooks.....	1087	Cris Collinsworth .....	1024
1988	Ickey Woods.....	1066	Eddie Brown.....	1273
1989	James Brooks.....	1239	Tim McGee.....	1211
1998	Corey Dillon.....	1130	Carl Pickens .....	1023
1999	Corey Dillon.....	1200	Darnay Scott.....	1022
2002	Corey Dillon.....	1311	Chad Johnson .....	1166
2004	Rudi Johnson.....	1454	Chad Johnson .....	1274
2005	Rudi Johnson.....	1458	Chad Johnson .....	1432
2006	Rudi Johnson.....	1309	Chad Johnson .....	1369
			T.J. Houshmandzadeh .....	1081
2009	Cedric Benson .....	1251	Chad Johnson .....	1047
2011	Cedric Benson .....	1067	A.J. Green .....	1057
2012	BenJarvus Green-Ellis.....	1094	A.J. Green .....	1350
2014	Jeremy Hill.....	1124	A.J. Green .....	1041

No TDs; no problem: Five times in their history, the Bengals have won without scoring a touchdown:

- On Sept. 24, 1972, K Horst Muhlmann's five FGs (41, 32, 20, 32, 34) fueled a 15-10 victory over Pittsburgh at Riverfront Stadium (later renamed Cinergy Field).
- On Oct. 21, 1984, K Jim Breech kicked four FGs (24, 23, 25, 33) for all the Bengals' points in a 12-9 victory over Cleveland at Riverfront.
- On Nov. 6, 1994, K Doug Pelfrey booted six FGs (36, 44, 36, 47, 28, 26) and LB-DE Alfred Williams scored on a safety as the Bengals posted a 20-17 overtime victory at Seattle.
- On Nov. 11, 2007, K Shayne Graham kicked a team-record seven FGs (34, 19, 22, 35, 35, 21, 33) for all of Cincinnati's points in a 21-7 win at Baltimore.
- On Sept. 19, 2010, K Mike Nugent kicked five FGs (36, 30, 46, 38, 25) for all the Bengals' points in a 15-10 win over Baltimore at Paul Brown Stadium.

Doubling up: Twice in Bengals history, a Cincinnati player has managed 100-plus yards both rushing and receiving on the same day.

HB Essex Johnson was the first, rushing for 121 yards on 21 carries and getting 116 yards on two receptions on Sept. 30, 1973 at San Diego. He stood alone in the category until Dec. 7, 1986, when HB James Brooks burned the Patriots at New England for 163 yards on 18 rushes and 101 yards on six receptions. Cincinnati won both games.

Bengals opponents have managed double 100-yard performances twice, and Cincinnati lost both of those games.

On Nov. 23, 1975, Cleveland HB Greg Pruitt had 121 yards on 17 rushes and 106 yards on seven receptions in a 35-23 Browns win at Cleveland Stadium. On Sept. 22, 1985, San Diego RB Lionel James became the one player to record dual 100s at Riverfront Stadium (later renamed Cinergy Field) in the Chargers' 44-41 win. James had 127 yards on 12 rushes and 118 yards on five catches.

P.B. and the hall of fame: Paul Brown, founder of the Cincinnati Bengals, was enshrined in the Pro Football Hall of Fame in 1967, and numerous other Hall of Fame members played and/or coached under Brown.

The most recent addition to P.B.'s disciples in the Hall of Fame was former Bengals assistant coach and head coach Dick LeBeau, a 2010 inductee. LeBeau's assistant coaching tenure with the Bengals began in '80, when Brown was the team's general manager. He was an assistant coach (defensive backfield and defensive coordinator) with the Bengals from 1980-91 and '97-2000 (three games in '00), and he was the team's head coach from the fourth game of '00 through '02. LeBeau, who also spent many seasons as an assistant coach with the Pittsburgh Steelers, is widely considered to be one of the best defensive coaches in league history. And though he did not play under Brown, LeBeau recorded 62 career interceptions, which ranked third all-time at the time of his retirement as a player.

Other former assistant coaches under Paul Brown who are in the Hall of Fame are Weeb Ewbank and Bill Walsh. Also in the Hall of Fame is Forrest Gregg, hired by Brown as Bengals head coach in 1980.

The most recent player disciple of Brown's to be inducted was tackle Anthony Munoz, considered by many to be the greatest offensive lineman in NFL history. Munoz, a 1998 inductee, played his entire 13-year pro career ('80-92) with the Bengals. Some analysts thought he was too risky a prospect for an early first-round draft selection because he had experienced knee injuries in college. But Brown, as Bengals general manager in 1980, selected Munoz with the No. 3 overall pick.

The 1997 Hall of Fame class included Don Shula, winningest coach in NFL history, who played defensive back in the NFL and was a rookie on Brown's defending NFL champion Cleveland Browns in '51.

WR Charlie Joiner, who played for the Bengals under Brown from 1972-75, was elected to the Hall of Fame in the '96 class of inductees. Also, 15 other players Brown coached for the Cleveland Browns are in the Hall of Fame. These players, and the years Brown coached them in Cleveland, are: DE Doug Atkins (1953-54), FB Jim Brown ('57-62), DE Willie Davis ('58-59), QB Len Dawson ('60-61), WR Len Ford ('50-57), C Frank Gatski ('46-56), QB Otto Graham ('46-55), T/PPK Lou Groza ('46-59 and '61-62), G Gene Hickerson ('58-60 and '62), DT Henry Jordan ('57-58), WR Dante Lavelli ('46-56), T Mike McCormack ('54-62), RB/WR Bobby Mitchell ('58-61), FB/LB Marion Motley ('46-53) and G Bill Willis ('46-53).

## BENGALS SELECTIONS IN 1968 AFL EXPANSION DRAFT

### FROM BOSTON PATRIOTS

Joe Bellino, RB, Navy  
Jim Boudreaux, DT, Louisiana Tech  
J.D. Garrett, RB, Grambling  
\*White Graves, DB, Louisiana State  
Ron Hall, DB, Missouri Valley

### FROM BUFFALO BILLS

Gary Bugenhagen, T, Syracuse  
Bobby Burnett, RB, Arkansas  
\*Charlie King, DB, Purdue  
Bob Schmidt, T, Minnesota  
Rich Zecher, DT, Utah State

### FROM DENVER BRONCOS

Cookie Gilchrist, RB, (none)  
Mike Kellogg, RB, Santa Clara  
\*Pat Matson, G, Oregon  
Henry Sorrell, LB, Tennessee-Chattanooga  
Lonnie Wright, DB, Colorado State

### FROM HOUSTON OILERS

\*Dan Brabham, LB, Arkansas  
Joe Bob Isbell, G, Houston  
\*Willie Lee Jones, DE, Kansas State  
Bob Poole, TE, Clemson  
\*Andy Rice, DT, Texas Southern

### FROM KANSAS CITY CHIEFS

Chris Burford, SE, Stanford  
\*Sherrill Headrick, LB, Texas Christian  
\*Bobby Hunt, DB, Auburn  
Al Reynolds, G, Tarkio  
\*Fletcher Smith, DB, Tennessee State

### FROM N.Y. JETS

Solomon Brannan, DB, Morris Brown  
Bill Brown, T, Texas-El Paso  
\*John Matlock, C, Miami (Fla.)  
\*Pete Perreault, G, Boston University  
Jim Waskiewicz, C/LB, Wichita State

### FROM OAKLAND RAIDERS

\*Dan Archer, T, Oregon  
\*Estes Banks, RB, Colorado  
Nate Johns, RB, San Diego State  
\*Rod Sherman, FL, Southern California  
Richard Sligh, DT, North Carolina Central

### FROM SAN DIEGO CHARGERS

\*Frank Buncom, LB, Southern California  
\*Jim Griffin, DE, Grambling  
Frank Marsh, RB, Oregon State  
Dick Van Raaphorst, PK, Ohio State  
\*Ernie Wright, T, Ohio State

*\*Made Bengals All-Time Roster*

# BENGALS POSTSEASON INDIVIDUAL RECORDS

## KEY

- \* AFC Wild Card Playoff
- \*\* AFC Divisional Playoff
- \*\*\* AFC Championship
- + AFC First-Round Playoff (Super Bowl Tournament)
- # Super Bowl XVI (at Pontiac, Mich.)
- ## Super Bowl XXIII (at Miami, Fla.)

NOTES: Years listed are seasons in which playoff berths were earned, not calendar years in which playoff games were played. Career records include only seasons in which players played in playoffs.

## SCORING

### TOTAL POINTS

CAREER	52	Jim Breech .....	1981, '82, '88, '90
	24	Ickey Woods .....	1988, '90
	18	Dan Ross .....	1981, '82
	16	Mike Nugent .....	2011, '13, '14, '15
	12	(eight times)	

GAME	12	Charles Alexander .....	1981 (Jan. 3, 1982 vs. Buff.)**
	12	Dan Ross .....	1981 (Jan. 24, 1982 against S.F.)#
	12	Stanley Wilson .....	1988 (Dec. 31, 1988 vs. Sea.)**
	12	Ickey Woods .....	1988 (Jan. 8, 1989 vs. Buff.)***
	11	Jim Breech .....	1990 (Jan. 6, 1991 vs. Hou.)*

### TOUCHDOWNS

CAREER	4	Ickey Woods .....	1988, '90
	3	Dan Ross .....	1981, '82
	2	(seven times)	

GAME	2	Charles Alexander .....	1981 (Jan. 3, 1982 vs. Buff.)**
	2	Dan Ross .....	1981 (Jan. 24, 1982 against S.F.)#
	2	Stanley Wilson .....	1988 (Dec. 31, 1988 vs. Sea.)**
	2	Ickey Woods .....	1988 (Jan. 8, 1989 vs. Buff.)***
	1	(many times)	

### POINTS AFTER TOUCHDOWNS

CAREER	25	Jim Breech .....	1981, '82, '88, '90
	4	Dave Green .....	1975
	4	Shayne Graham .....	2005, '09
	4	Mike Nugent .....	2011, '13, '14, '15
	1	(two times)	

GAME	5	Jim Breech .....	1990 (Jan. 6, 1991 vs. Hou.)*
	4	Jim Breech .....	1981 (Jan. 3, 1982 vs. Buff.)**
	3	(five times)	

### FIELD GOALS

CAREER	9	Jim Breech .....	1981, '82, '88, '90
	4	Mike Nugent .....	2011, '13, '14, '15
	3	Horst Muhlmann .....	1970, '73
	2	Josh Brown .....	2012
	1	Shayne Graham .....	2005, '09

GAME	3	Horst Muhlmann .....	1973 (Dec. 23, 1973 at Mia.)**
	3	Jim Breech .....	1988 (Jan. 22, 1989 against S.F.)##
	2	Jim Breech .....	1981 (Jan. 10, 1982 vs. S.D.)***
	2	Jim Breech .....	1990 (Jan. 6, 1991 vs. Hou.)*
	2	Josh Brown .....	2012 (Jan. 5, 2013 at Hou.)*

### LONGEST FIELD GOALS

57	Mike Nugent .....	2014 (Jan. 4, 2015 at Ind.)*
47	Josh Brown .....	2012 (Jan. 5, 2013 at Hou.)*
46	Horst Muhlmann .....	1973 (Dec. 23, 1973 at Mia.)**
46	Mike Nugent .....	2013 (Jan. 5, 2014 vs. S.D.)*
43	Jim Breech .....	1988 (Jan. 22, 1989 against S.F.)##

## RUSHING

### TOTAL RUSHING ATTEMPTS

CAREER	89	Ickey Woods .....	1988, '90
	61	Pete Johnson .....	1981, '82
	43	James Brooks .....	1988, '90
	34	Charles Alexander .....	1981, '82
	28	Cedric Benson .....	2009, '11

GAME	29	Ickey Woods .....	1988 (Jan. 8, 1989 vs. Buff.)***
	23	Ickey Woods .....	1988 (Dec. 31, 1988 vs. Sea.)*
	21	Pete Johnson .....	1981 (Jan. 10, 1982 vs. S.D.)***
	21	Cedric Benson .....	2009 (Jan. 9, 2010 vs. NYJ)*
	20	Ickey Woods .....	1988 (Jan. 22, 1989 against S.F.)##

### RUSHING YARDS

CAREER	391	Ickey Woods .....	1988, '90
	187	Pete Johnson .....	1981, '82
	183	Cedric Benson .....	2009, '11
	145	James Brooks .....	1988, '90
	125	Charles Alexander .....	1981, '82

GAME	169	Cedric Benson .....	2009 (Jan. 9, 2010 vs. NYJ)*
	126	Ickey Woods .....	1988 (Dec. 31, 1988 vs. Sea.)*
	102	Ickey Woods .....	1988 (Jan. 8, 1989 vs. Buff.)*
	80	Pete Johnson .....	1981 (Jan. 10, 1982 vs. S.D.)***
	79	Ickey Woods .....	1988 (Jan. 22, 1989 against S.F.)##

### AVERAGE YARDS PER RUSHING ATTEMPT

CAREER	4.39	Ickey Woods (391 yards/89 att.) .....	1988, '90
	3.68	Charles Alexander (125 yards/34 att.) .....	1981, '82
	3.37	James Brooks (145 yards/43 att.) .....	1988, '90
	3.07	Pete Johnson (187 yards/61 att.) .....	1981, '82

NOTE: Minimum 30 attempts.

GAME	8.05	Cedric Benson (169/21) .....	2009 (Jan. 9, 2010 vs. NYJ)*
	5.48	Ickey Woods (126/23) .....	1988 (Dec. 31, 1988 vs. Sea.)*
	3.95	Ickey Woods (79/20) .....	1988 (Jan. 22, 1989 against S.F.)##
	3.81	Pete Johnson (80/21) .....	1981 (Jan. 10, 1982 vs. S.D.)***
	3.52	Ickey Woods (102/29) .....	1988 (Jan. 8, 1989 vs. Buff.)*

NOTE: Minimum 15 attempts.

### RUSHING TOUCHDOWNS

CAREER	4	Ickey Woods .....	1988, '90
	2	(five times)	

GAME	2	Charles Alexander .....	1981 (Jan. 3, 1982 vs. Buff.)**
	2	Stanley Wilson .....	1988 (Dec. 31, 1988 vs. Sea.)*
	2	Ickey Woods .....	1988 (Jan. 8, 1989 vs. Buff.)*
	1	(many times)	

### LONGEST RUSHES

47-td	Cedric Benson .....	2009 (Jan. 9, 2010 vs. NYJ)*
38	Jeremy Hill .....	2015 (Jan. 9, 2016 vs. Pitt.)*
30	Ickey Woods .....	1988 (Dec. 31, 1988 vs. Sea.)*
29	Boomer Esiason .....	1988 (Jan. 8, 1989 vs. Buff.)*
29	BenJarvus Green-Ellis .....	2012 (Jan. 5, 2013 at Hou.)*



## KEY

- \* AFC Wild Card Playoff
- \*\* AFC Divisional Playoff
- \*\*\* AFC Championship
- + AFC First-Round Playoff (Super Bowl Tournament)
- # Super Bowl XVI (at Pontiac, Mich.)
- ## Super Bowl XXIII (at Miami, Fla.)

NOTES: Years listed are seasons in which playoff berths were earned, not calendar years in which playoff games were played. Career records include only seasons in which players played in playoffs.

## PASSING

## TOTAL PASSING ATTEMPTS

CAREER	166	Ken Anderson .....	1973, '75, '81, '82
	158	Andy Dalton .....	2011, '12, '13, '14
	99	Boomer Esiason .....	1988, '90
	41	AJ McCarron .....	2015
	40	Jon Kitna .....	2005
	40	Jon Kitna .....	2005
GAME	51	Andy Dalton .....	2013 (Jan. 5, 2014 vs. S.D.)*
	42	Andy Dalton .....	2011 (Jan. 7, 2012 at Hou.)*
	41	AJ McCarron .....	2015 (Jan. 9, 2016 vs. Pitt.)*
	40	Jon Kitna .....	2005 (Jan. 8, 2006 vs. Pitt.)*
	36	Carson Palmer .....	2009 (Jan. 9, 2010 vs. NYJ)*
	36	Carson Palmer .....	2009 (Jan. 9, 2010 vs. NYJ)*

## COMPLETIONS

CAREER	110	Ken Anderson .....	1973, '75, '81, '82
	88	Andy Dalton .....	2011, '12, '13, '14
	51	Boomer Esiason .....	1988, '90
	24	Jon Kitna .....	2005
	23	AJ McCarron .....	2015
	23	AJ McCarron .....	2015
GAME	29	Andy Dalton .....	2013 (Jan. 5, 2014 vs. S.D.)*
	27	Andy Dalton .....	2011 (Jan. 7, 2012 at Hou.)*
	26	Ken Anderson .....	1982 (Jan. 9, 1983 vs. NYJ)+
	25	Ken Anderson .....	1981 (Jan. 24, 1982 against S.F.)#
	24	Jon Kitna .....	2005 (Jan. 8, 2006 vs. Pitt.)*
	24	Jon Kitna .....	2005 (Jan. 8, 2006 vs. Pitt.)*

## COMPLETION PERCENTAGE

CAREER	66.27	Ken Anderson (110 comp./166 att.) .....	1973, '75, '81, '82
	60.00	Jon Kitna (24 comp./40 att.) .....	2005
	56.10	AJ McCarron (23 comp./41 att.) .....	2015
	55.70	Andy Dalton (88 comp./158 att.) .....	2011, '12, '13, '14
	51.52	Boomer Esiason (51 comp./99 att.) .....	1988, '90
	51.35	Carson Palmer (19 comp./37 att.) .....	2005, '09
GAME	74.29	Ken Anderson (26/35) .....	1982 (Jan. 9, 1983 vs. NYJ)+
	73.53	Ken Anderson (25/34) .....	1981 (Jan. 24, 1982 against S.F.)#
	70.00	Boomer Esiason (14/20) .....	1990 (Jan. 6, 1991 vs. Hou.)*
	66.67	Ken Anderson (14/21) .....	1981 (Jan. 3, 1982 vs. Buff.)**
	64.29	Andy Dalton (21/42) .....	2011 (Jan. 7, 2012 at Hou.)*
	64.29	Andy Dalton (21/42) .....	2011 (Jan. 7, 2012 at Hou.)*

NOTE: Minimum 30 attempts.

CAREER	1321	Ken Anderson .....	1973, '75, '81, '82
	873	Andy Dalton .....	2011, '12, '13, '14
	600	Boomer Esiason .....	1988, '90
	212	Carson Palmer .....	2005, '09
	212	AJ McCarron .....	2015
	212	AJ McCarron .....	2015
GAME	354	Ken Anderson .....	1982 (Jan. 9, 1983 vs. NYJ)+
	334	Andy Dalton .....	2013 (Jan. 5, 2014 vs. S.D.)*
	300	Ken Anderson .....	1981 (Jan. 24, 1982 against S.F.)#
	257	Andy Dalton .....	2011 (Jan. 7, 2012 at Hou.)*
	212	AJ McCarron .....	2015 (Jan. 9, 2016 vs. Pitt.)*
	212	AJ McCarron .....	2015 (Jan. 9, 2016 vs. Pitt.)*

## PASSING YARDS

CAREER	1321	Ken Anderson .....	1973, '75, '81, '82
	873	Andy Dalton .....	2011, '12, '13, '14
	600	Boomer Esiason .....	1988, '90
	212	Carson Palmer .....	2005, '09
	212	AJ McCarron .....	2015
	212	AJ McCarron .....	2015
GAME	354	Ken Anderson .....	1982 (Jan. 9, 1983 vs. NYJ)+
	334	Andy Dalton .....	2013 (Jan. 5, 2014 vs. S.D.)*
	300	Ken Anderson .....	1981 (Jan. 24, 1982 against S.F.)#
	257	Andy Dalton .....	2011 (Jan. 7, 2012 at Hou.)*
	212	AJ McCarron .....	2015 (Jan. 9, 2016 vs. Pitt.)*
	212	AJ McCarron .....	2015 (Jan. 9, 2016 vs. Pitt.)*

## AVERAGE YARDS PER PASSING ATTEMPT

CAREER	7.96	Ken Anderson (1321 yards/166 att.) .....	1973, '75, '81, '82
	6.06	Boomer Esiason (600 yards/99 att.) .....	1988, '90
	5.73	Carson Palmer (212 yards/37 att.) .....	2005, '09
	5.53	Andy Dalton (873 yards/158 att.) .....	2011, '12, '13, '14
	5.17	AJ McCarron (212 yards/41 att.) .....	2015
	4.93	Jon Kitna (197 yards/40 att.) .....	2005
GAME	10.11	Ken Anderson (354/35) .....	1982 (Jan. 9, 1983 vs. NYJ)+
	9.14	Ken Anderson (192/21) .....	1981 (Jan. 3, 1982 vs. Buff.)**
	8.82	Ken Anderson (300/34) .....	1981 (Jan. 24, 1982 against S.F.)#
	7.50	Boomer Esiason (150/20) .....	1990 (Jan. 6, 1991 vs. Hou.)*
	7.44	Ken Anderson (201/27) .....	1975 (Dec. 28, 1975 at Oak.)**
	7.44	Ken Anderson (201/27) .....	1975 (Dec. 28, 1975 at Oak.)**

NOTE: Minimum 30 attempts.

CAREER	10.11	Ken Anderson (354/35) .....	1982 (Jan. 9, 1983 vs. NYJ)+
	9.14	Ken Anderson (192/21) .....	1981 (Jan. 3, 1982 vs. Buff.)**
	8.82	Ken Anderson (300/34) .....	1981 (Jan. 24, 1982 against S.F.)#
	7.50	Boomer Esiason (150/20) .....	1990 (Jan. 6, 1991 vs. Hou.)*
	7.44	Ken Anderson (201/27) .....	1975 (Dec. 28, 1975 at Oak.)**
	7.44	Ken Anderson (201/27) .....	1975 (Dec. 28, 1975 at Oak.)**
GAME	10.11	Ken Anderson (354/35) .....	1982 (Jan. 9, 1983 vs. NYJ)+
	9.14	Ken Anderson (192/21) .....	1981 (Jan. 3, 1982 vs. Buff.)**
	8.82	Ken Anderson (300/34) .....	1981 (Jan. 24, 1982 against S.F.)#
	7.50	Boomer Esiason (150/20) .....	1990 (Jan. 6, 1991 vs. Hou.)*
	7.44	Ken Anderson (201/27) .....	1975 (Dec. 28, 1975 at Oak.)**
	7.44	Ken Anderson (201/27) .....	1975 (Dec. 28, 1975 at Oak.)**

NOTE: Minimum 15 attempts.

## TOUCHDOWN PASSES

CAREER	9	Ken Anderson .....	1973, '75, '81, '82
	4	Boomer Esiason .....	1988, '90
	1	(four times)	
	1	(four times)	
	1	(four times)	
	1	(four times)	
GAME	2	Ken Anderson .....	1975 (Dec. 28, 1975 at Oak.)**
	2	Ken Anderson .....	1981 (Jan. 10, 1982 vs. S.D.)***
	2	Ken Anderson .....	1981 (Jan. 24, 1982 against S.F.)#
	2	Ken Anderson .....	1982 (Jan. 9, 1983 vs. NYJ)+
	2	Boomer Esiason .....	1990 (Jan. 6, 1991 vs. Hou.)*
	2	Boomer Esiason .....	1990 (Jan. 6, 1991 vs. Hou.)*

## PASSES HAD INTERCEPTED

CAREER	6	Ken Anderson .....	1973, '75, '81, '82
	6	Andy Dalton .....	2011, '12, '13, '14
	3	Boomer Esiason .....	1988, '90
	2	Jon Kitna .....	2005
	1	(three times)	
	1	(three times)	
GAME	3	Ken Anderson .....	1982 (Jan. 9, 1983 vs. NYJ)+
	3	Andy Dalton .....	2011 (Jan. 7, 2012 at Hou.)*
	2	(four times)	
	2	(four times)	
	2	(four times)	
	2	(four times)	

## PASSER RATING

CAREER	93.5	Ken Anderson .....	1973, '75, '81, '82
	71.1	Boomer Esiason .....	1988, '90
	68.3	AJ McCarron .....	2015
	66.5	Carson Palmer .....	2005, '09
	60.1	Jon Kitna .....	2005
	57.8	Andy Dalton .....	2011, '12, '13, '14
GAME	125.0	Boomer Esiason .....	1990 (Jan. 6, 1991 vs. Hou.)*
	115.9	Ken Anderson .....	1981 (Jan. 10, 1982 vs. S.D.)***
	111.6	Ken Anderson .....	1981 (Jan. 3, 1982 vs. Buff.)**
	110.3	Ken Anderson .....	1975 (Dec. 28, 1975 at Oak.)**
	97.6	Boomer Esiason .....	1990 (Jan. 13, 1991 at L.A.-Raid.)**
	97.6	Boomer Esiason .....	1990 (Jan. 13, 1991 at L.A.-Raid.)**

NOTE: Minimum 30 attempts.

GAME	125.0	Boomer Esiason .....	1990 (Jan. 6, 1991 vs. Hou.)*
	115.9	Ken Anderson .....	1981 (Jan. 10, 1982 vs. S.D.)***
	111.6	Ken Anderson .....	1981 (Jan. 3, 1982 vs. Buff.)**
	110.3	Ken Anderson .....	1975 (Dec. 28, 1975 at Oak.)**
	97.6	Boomer Esiason .....	1990 (Jan. 13, 1991 at L.A.-Raid.)**
	97.6	Boomer Esiason .....	1990 (Jan. 13, 1991 at L.A.-Raid.)**

NOTE: Minimum 15 attempts.

## LONGEST PASSES

66	Carson Palmer to Chris Henry .....	2005 (Jan. 8, 2006 vs. Pitt.)*
53	Ken Anderson to Cris Collinsworth .....	1982 (Jan. 9, 1983 vs. NYJ)+
49	Ken Anderson to Cris Collinsworth .....	1981 (Jan. 24, 1982 against S.F.)#
49	Andy Dalton to Marvin Jones .....	2013 (Jan. 5, 2014 vs. S.D.)*
46	Boomer Esiason to Rodney Holman .....	1990 (Jan. 6, 1991 vs. Hou.)*
46	Boomer Esiason to Rodney Holman .....	1990 (Jan. 6, 1991 vs. Hou.)*

## RECEIVING

## TOTAL RECEPTIONS

CAREER	28	Dan Ross .....	1981, '82
	21	Cris Collinsworth .....	1981, '82, '88
	18	A.J. Green .....	2011, '12, '13, '15
	17	Giovani Bernard .....	2013, '14, '15
	15	Marvin Jones .....	2012, '13, '15
	15	Marvin Jones .....	2012, '13, '15
GAME	11	Dan Ross .....	1981 (Jan. 24, 1982 against S.F.)#
	9	Lenvil Elliott .....	1973 (Dec. 23, 1973 at Mia.)**
	8	Marvin Jones .....	2013 (Jan. 5, 2014 vs. S.D.)*
	8	Giovani Bernard .....	2014 (Jan. 4, 2015 at Ind.)*
	7	(three times)	
	7	(three times)	

## RECEIVING YARDS

CAREER	354	Cris Collinsworth .....	1981, '82, '88
	333	Dan Ross .....	1981, '82
	232	A.J. Green .....	2011, '12, '13, '15
	196	Marvin Jones .....	2012, '13, '15
	184	(two times)	
	184	(two times)	
GAME	130	Marvin Jones .....	2013 (Jan. 5, 2014 vs. S.D.)*
	120	Cris Collinsworth .....	1982 (Jan. 9, 1983 vs. NYJ)+
	107	Cris Collinsworth .....	1981 (Jan. 24, 1982 against S.F.)#
	104	Dan Ross .....	1981 (Jan. 24, 1982 against S.F.)#
	89	Dan Ross .....	1982 (Jan. 9, 1983 vs. NYJ)+
	89	Dan Ross .....	1982 (Jan. 9, 1983 vs. NYJ)+

## AVERAGE YARDS PER RECEPTION

CAREER	16.86	Cris Collinsworth (354 yards/21 rec.) .....	1981, '82, '88
	16.73	Rodney Holman (184 yards/11 rec.) .....	1982, '88, '90
	14.15	Isaac Curtis (184 yards/13 rec.) .....	1973, '75, '81, '82
	13.07	Marvin Jones (196 yards/15 rec.) .....	2012, '13, '15
	12.89	A.J. Green (232 yards/18 rec.) .....	2011, '12, '13, '15
	11.89	Dan Ross (333 yards/28 rec.) .....	1981, '82
GAME	21.40	Cris Collinsworth (107/5) .....	1981 (Jan. 24, 1982 against S.F.)#
	17.14	Cris Collinsworth (120/7) .....	1982 (Jan. 9, 1983 vs. NYJ)+
	16.50	Chip Myers (66/4) .....	1970 (Dec. 26, 1970 at Balt.)**
	16.25	Marvin Jones (130/8) .....	2013 (Jan. 5, 2014 vs. S.D.)*
	16.00	A.J. Green (80/5) .....	2012 (Jan. 5, 2013 at Hou.)*
	16.00	A.J. Green (80/5) .....	2012 (Jan. 5, 2013 at Hou.)*

NOTE: Minimum 8 receptions.

GAME	21.40	Cris Collinsworth (107/5) .....	1981 (Jan. 24, 1982 against S.F.)#
	17.14	Cris Collinsworth (120/7) .....	1982 (Jan. 9, 1983 vs. NYJ)+
	16.50	Chip Myers (66/4) .....	1970 (Dec. 26, 1970 at Balt.)**
	16.25	Marvin Jones (130/8) .....	2013 (Jan. 5, 2014 vs. S.D.)*
	16.00	A.J. Green (80/5) .....	2012 (Jan. 5, 2013 at Hou.)*
	16.00	A.J. Green (80/5) .....	2012 (Jan. 5, 2013 at Hou.)*

NOTE: Minimum 4 receptions.

## RECEIVING TOUCHDOWNS

CAREER	3	Dan Ross .....	1981, '82
	2	Isaac Curtis .....	1973, '75, '81, '82
	1	(many times)	
	1	(many times)	
	1	(many times)	
	1	(many times)	
GAME	2	Dan Ross .....	1981 (Jan. 24, 1982 against S.F.)#
	1	(many times)	
	1	(many times)	
	1	(many times)	
	1	(many times)	
	1	(many times)	

## LONGEST RECEPTIONS

66	Chris Henry from Carson Palmer .....	2005 (Jan. 8, 2006 vs. Pitt.)*
53	Cris Collinsworth from Ken Anderson .....	1982 (Jan. 9, 1983 vs. NYJ)+
49	Cris Collinsworth from Ken Anderson .....	1981 (Jan. 24, 1982 against S.F.)#
49	Marvin Jones from Andy Dalton .....	2013 (Jan. 5, 2014 vs. S.D.)*
46	Rodney Holman from Boomer Esiason .....	1990 (Jan. 6, 1991 vs. Hou.)*
46	Rodney Holman from Boomer Esiason .....	1990 (Jan. 6, 1991 vs. Hou.)*



## KEY

- \* AFC Wild Card Playoff
- \*\* AFC Divisional Playoff
- \*\*\* AFC Championship
- + AFC First-Round Playoff (Super Bowl Tournament)
- # Super Bowl XVI (at Pontiac, Mich.)
- ## Super Bowl XXIII (at Miami, Fla.)

NOTES: Years listed are seasons in which playoff berths were earned, not calendar years in which playoff games were played. Career records include only seasons in which players played in playoffs.

## PUNTING

## TOTAL PUNTS

CAREER	26	Kevin Huber .....	2009, '11, '12, '14, '15
	25	Lee Johnson .....	1988, '90
	15	Dave Lewis .....	1970, '73
	12	Pat McInally .....	1981, '82
	6	Dave Green .....	1975
GAME	8	Dave Lewis .....	1970 (Dec. 26, 1970 at Balt.)**
	8	Kevin Huber .....	2014 (Jan. 4, 2015 at Ind.)*
	7	Dave Lewis .....	1973 (Dec. 23, 1973 at Mia.)**
	6	(four times)	

## PUNTING YARDS

CAREER	1205	Kevin Huber .....	2009, '11, '12, '14, '15
	1111	Lee Johnson .....	1988, '90
	567	Dave Lewis .....	1970, '73
	487	Pat McInally .....	1981, '82
	215	Dave Green .....	1975
GAME	380	Kevin Huber .....	2014 (Jan. 4, 2015 at Ind.)*
	313	Dave Lewis .....	1970 (Dec. 26, 1970 at Balt.)**
	276	Lee Johnson .....	1988 (Dec. 31, 1988 vs. Sea.)**
	258	Lee Johnson .....	1990 (Jan. 13, 1991 at L.A.-Raid.)**
	255	Kevin Huber .....	2015 (Jan. 9, 2016 vs. Pitt.)*

## AVERAGE YARDS PER PUNT

CAREER	46.35	Kevin Huber (1175 yards/26 punts) .....	2009, '11, '12, '14, '15
	44.44	Lee Johnson (1111 yards/25 punts) .....	1988, '90
	40.58	Pat McInally (487 yards/12 punts) .....	1981, '82
	37.80	Dave Lewis (567 yards/15 punts) .....	1970, '73

NOTE: Minimum 8 punts.

GAME	51.60	Lee Johnson (258/5) .....	1990 (Jan. 13, 1991 at L.A.-Raid.)**
	48.00	Kevin Huber (192/4) .....	2009 (Jan. 9, 2010 vs. NYJ)*
	47.50	Kevin Huber (380/8) .....	2014 (Jan. 4, 2015 at Ind.)*
	46.60	Kevin Huber (233/5) .....	2012 (Jan. 5, 2013 at Hou.)*
	46.00	Lee Johnson (276/6) .....	1988 (Dec. 31, 1988 vs. Sea.)**

NOTE: Minimum 4 punts.

## NET YARDS PER PUNT

CAREER	41.9	Kevin Huber .....	2009, '11, '12, '14, '15
	38.6	Lee Johnson .....	1988, '90
	37.0	Pat McInally .....	1981, '82
	34.2	Dave Lewis .....	1970, '73

NOTE: Minimum 8 punts.

GAME	43.8	Kevin Huber .....	2012 (Jan. 5, 2013 at Hou.)*
	43.6	Lee Johnson .....	1990 (Jan. 13, 1991 at L.A.-Raid.)**
	43.1	Kevin Huber .....	2014 (Jan. 4, 2015 at Ind.)*
	41.2	Kevin Huber .....	2015 (Jan. 9, 2016 vs. Pitt.)*
	41.0	Lee Johnson .....	1988 (Dec. 31, 1988 vs. Sea.)**

NOTE: Minimum 4 punts.

## INSIDE-20 PUNTS

CAREER	10	Kevin Huber .....	2009, '11, '12, '14, '15
	8	Lee Johnson .....	1988, '90
	2	Pat McInally .....	1981, '82
	2	Zoltan Mesko .....	2013
	1	Dave Lewis .....	1970, '73

GAME	3	Lee Johnson .....	1988 (Jan. 8, 1989 vs. Buff.)***
	3	Lee Johnson .....	1988 (Jan. 22, 1989 against S.F.)##
	3	Kevin Huber .....	2012 (Jan. 5, 2013 at Hou.)*
	3	Kevin Huber .....	2014 (Jan. 4, 2015 at Ind.)*
	3	Kevin Huber .....	2015 (Jan. 9, 2016 vs. Pitt.)*

## LONGEST PUNTS

64	Lee Johnson .....	1990 (Jan. 13, 1991 at L.A.-Raid.)**
63	Lee Johnson .....	1988 (Jan. 22, 1989 against S.F.)##
62	Kevin Huber .....	2014 (Jan. 4, 2015 at Ind.)*
60	Pat McInally .....	1981 (Jan. 3, 1982 vs. Buff.)**
58	Lee Johnson .....	1988 (Jan. 8, 1989 vs. Buff.)***
56	(two times)	

## PUNT RETURNS

## TOTAL PUNT RETURNS

CAREER	10	Brandon Tate .....	2011, '12, '13, '14, '15
	6	Ira Hillary .....	1988
	5	Mike Fuller .....	1981, '82
	3	(three times)	
GAME	4	Mike Fuller .....	1981 (Jan. 24, 1982 against S.F.)#
	3	Ira Hillary .....	1988 (Dec. 31, 1988 vs. Sea.)*
	3	Mitchell Price .....	1990 (Jan. 6, 1991 vs. Hou.)*
	3	Brandon Tate .....	2011 (Jan. 7, 2012 at Hou.)*
	3	Brandon Tate .....	2013 (Jan. 5, 2014 vs. S.D.)*

## PUNT RETURN YARDS

CAREER	67	Brandon Tate .....	2011, '12, '13, '14, '15
	62	Mike Fuller .....	1981, '82
	43	Ira Hillary .....	1988
	42	Mitchell Price .....	1990
	25	Adam Jones .....	2012, '14, '15
GAME	42	Mitchell Price .....	1990 (Jan. 6, 1991 vs. Hou.)*
	35	Mike Fuller .....	1981 (Jan. 24, 1982 against S.F.)#
	27	Mike Fuller .....	1981 (Jan. 3, 1982 vs. Buff.)*
	24	Ira Hillary .....	1988 (Jan. 8, 1989 vs. Buff.)***
	24	Adam Jones .....	2015 (Jan. 9, 2016 vs. Pitt.)*

## AVERAGE YARDS PER PUNT RETURN

CAREER	12.40	Mike Fuller (62 yards/5 ret.) .....	1981, '82
	7.17	Ira Hillary (43 yards/6 ret.) .....	1988
	6.70	Brandon Tate (67 yards/10 ret.) .....	2011, '12, '13, '14, '15

NOTE: Minimum 4 returns.

GAME	14.00	Mitchell Price (42/3) .....	1990 (Jan. 6, 1991 vs. Hou.)*
	12.00	Ira Hillary (24/2) .....	1988 (Jan. 8, 1989 vs. Buff.)***
	8.75	Mike Fuller (35/4) .....	1981 (Jan. 24, 1982 against S.F.)#
	7.50	Keiwan Ratliff (15/2) .....	2005 (Jan. 8, 2006 vs. Pitt.)*
	6.67	Brandon Tate (20/3) .....	2011 (Jan. 7, 2012 at Hou.)*

NOTE: Minimum 2 returns.

## LONGEST PUNT RETURNS

34	Mitchell Price .....	1990 (Jan. 6, 1991 vs. Hou.)*
27	Mike Fuller .....	1981 (Jan. 3, 1982 vs. Buff.)**
24	Adam Jones .....	2015 (Jan. 9, 2016 vs. Pitt.)*
23	Rico Murray .....	2009 (Jan. 9, 2010 vs. NYJ)*
19	Brandon Tate .....	2014 (Jan. 4, 2015 at Ind.)*

## KEY

- \* AFC Wild Card Playoff
- \*\* AFC Divisional Playoff
- \*\*\* AFC Championship
- + AFC First-Round Playoff (Super Bowl Tournament)
- # Super Bowl XVI (at Pontiac, Mich.)
- ## Super Bowl XXIII (at Miami, Fla.)

NOTES: Years listed are seasons in which playoff berths were earned, not calendar years in which playoff games were played. Career records include only seasons in which players played in playoffs.

## KICKOFF RETURNS

## TOTAL KICKOFF RETURNS

CAREER	17	David Verser .....	1981, '82
	9	Adam Jones .....	2011, '12, '13, '14, '15
	8	Stanford Jennings .....	1988, '90
	7	Brandon Tate .....	2011, '12, '13, '14
	5	Tab Perry .....	2005

GAME	7	David Verser .....	1982 (Jan. 9, 1983 vs. NYJ)+
	5	David Verser .....	1981 (Jan. 24, 1982 against S.F.)#
	5	Tab Perry .....	2005 (Jan. 8, 2006 vs. Pitt.)*
	5	Brandon Tate .....	2013 (Jan. 5, 2014 vs. S.D.)*
	4	(two times)	

## KICKOFF RETURN YARDS

CAREER	302	David Verser .....	1981, '82
	240	Stanford Jennings .....	1988, '90
	233	Adam Jones .....	2011, '12, '13, '14, '15
	193	Brandon Tate .....	2011, '12, '13, '14, '15
	119	Tab Perry .....	2005

GAME	128	Brandon Tate .....	2013 (Jan. 5, 2014 vs. S.D.)*
	119	Tab Perry .....	2005 (Jan. 8, 2006 vs. Pitt.)*
	117	Stanford Jennings .....	1988 (Jan. 22, 1989 against S.F.)##
	116	David Verser .....	1982 (Jan. 9, 1983 vs. NYJ)+
	103	Adam Jones .....	2012 (Jan. 5, 2013 at Hou.)*

## AVERAGE YARDS PER KICKOFF RETURN

CAREER	30.00	Stanford Jennings (240 yards/8 ret.) .....	1988, '90
	27.57	Brandon Tate (193 yards/7 ret.) .....	2011, '12, '13, '14, '15
	25.89	Adam Jones (233 yards/9 ret.) .....	2011, '12, '13, '14, '15
	23.80	Tab Perry (119 yards/5 ret.) .....	2005
	17.76	David Verser (302 yards/17 ret.) .....	1981, '82

NOTE: Minimum 4 returns.

GAME	58.50	Stanford Jennings (117/2) ....	1988 (Jan. 22, 1989 against S.F.)##
	37.00	Bernard Scott (74/2) .....	2009 (Jan. 9, 2010 vs. NYJ)*
	26.67	Adam Jones (80/3) .....	2014 (Jan. 4, 2015 at Ind.)*
	25.75	Adam Jones (103/4) .....	2012 (Jan. 5, 2013 at Hou.)*
	25.60	Brandon Tate (128/5) .....	2013 (Jan. 5, 2014 vs. S.D.)*

NOTE: Minimum 2 returns.

## LONGEST KICKOFF RETURNS

93-td	Stanford Jennings .....	1988 (Jan. 22, 1989 against S.F.)##
56	Bernard Scott .....	2009 (Jan. 9, 2010 vs. NYJ)*
43	Brandon Tate .....	2012 (Jan. 5, 2013 at Hou.)*
40	David Verser .....	1981 (Jan. 3, 1982 vs. Buff.)*
40	David Verser .....	1981 (Jan. 10, 1982 vs. S.D.)***

## INTERCEPTIONS

## TOTAL INTERCEPTIONS

CAREER	3	David Fulcher .....	1988, '90
	3	Ken Riley .....	1970, '73, '75, '81, '82
	2	Eric Thomas .....	1988, '90
	1	(nine times)	

GAME	1	(many times)
------	---	--------------

## INTERCEPTION RETURN YARDS

CAREER	54	David Fulcher .....	1988, '90
	45	Neal Craig .....	1973
	34	Ken Riley .....	1970, '73, '75, '81, '82
	26	Eric Thomas .....	1988, '90
	24	Bobby Kemp .....	1981, '82

GAME	45	Neal Craig .....	1973 (Dec. 23, 1973 at Mia.)**
	43	David Fulcher .....	1990 (Jan. 6, 1991 vs. Hou.)*
	34	Ken Riley .....	1975 (Dec. 28, 1975 at Oak.)**
	26	Eric Thomas .....	1988 (Jan. 8, 1989 vs. Buff.)*
	24	Bobby Kemp .....	1981 (Jan. 10, 1982 vs. S.D.)***

## LONGEST INTERCEPTION RETURNS

45-td	Neal Craig .....	1973 (Dec. 23, 1973 at Mia.)**
43	David Fulcher .....	1990 (Jan. 6, 1991 vs. Hou.)*
34	Ken Riley .....	1975 (Dec. 28, 1975 at Oak.)**
26	Eric Thomas .....	1988 (Jan. 8, 1989 vs. Buff.)*
24	Bobby Kemp .....	1981 (Jan. 10, 1982 vs. S.D.)***

## SACKS

## TOTAL SACKS

CAREER	4.0	Jason Buck .....	1988, '90
	3.0	David Grant .....	1988, '90
	3.0	Reggie Williams .....	1981, '82, '88
	2.5	Geno Atkins .....	2011, '12, '14, '15
	2.0	Reggie Nelson .....	2011, '12, '13, '14, '15

GAME	1	(many times)
------	---	--------------

# BENGALS POSTSEASON TEAM RECORDS

## SCORING

### POINTS SCORED

GAME	41	1990 (Jan. 6, 1991 vs. Hou.)*	
HALF	21	1975 (Dec. 28, 1975 at Oak.)**	2nd half
QUARTER	16	2015 (Jan. 9, 2016 vs. Pitt.)*	4th quarter

### TOUCHDOWNS

GAME	5	1990 (Jan. 6, 1991 vs. Hou.)*	
HALF	3	1975 (Dec. 28, 1975 at Oak.)**	2nd half
	3	1981 (Jan. 24, 1982 against S.F.)#	2nd half
	3	1988 (Dec. 31, 1988 vs. Sea.)*	1st half
	3	1990 (Jan. 6, 1991 vs. Hou.)*	2nd half

### RUSHING TOUCHDOWNS

GAME	3	1981 (Jan. 3, 1982 vs. Buff.)*	
	3	1988 (Dec. 31, 1988 vs. Sea.)*	
	3	1990 (Jan. 6, 1991 vs. Hou.)*	
HALF	3	1988 (Dec. 31, 1988 vs. Sea.)*	1st half

### PASSING TOUCHDOWNS

GAME	2	1975 (Dec. 28, 1975 at Oak.)**	
	2	1981 (Jan. 10, 1982 vs. S.D.)*	
	2	1981 (Jan. 24, 1982 against S.F.)#	
	2	1982 (Jan. 9, 1983 vs. NYJ)+	
	2	1990 (Jan. 6, 1991 vs. Hou.)*	
HALF	2	1975 (Dec. 28, 1975 at Oak.)**	2nd half
	2	1981 (Jan. 24, 1982 against S.F.)#	2nd half
	2	1982 (Jan. 9, 1983 vs. NYJ)+	1st half

### FIELD GOALS

GAME	3	1973 (Dec. 23, 1973 at Mia.)*	
	3	1988 (Jan. 22, 1989 against S.F.)##	
HALF	3	1973 (Dec. 23, 1973 at Mia.)*	1st half

## OFFENSE

### FIRST DOWNS

GAME	27	2013 (Jan. 5, 2014 vs. S.D.)*	
HALF	17	1981 (Jan. 24, 1982 against S.F.)#	2nd half
	17	2015 (Jan. 9, 2016 vs. Pitt.)*	2nd half

### TOTAL NET YARDS

GAME	439	2013 (Jan. 5, 2014 vs. S.D.)*	
HALF	257	1981 (Jan. 24, 1982 against S.F.)#	2nd half

### NET YARDS RUSHING

GAME	254	1988 (Dec. 31, 1988 vs. Sea.)*	
HALF	165	1988 (Dec. 31, 1988 vs. Sea.)*	1st half

### RUSHING ATTEMPTS

GAME	50	1988 (Jan. 8, 1989 vs. Buff.)*	
HALF	29	1988 (Jan. 8, 1989 vs. Buff.)*	2nd half

### NET YARDS PASSING

GAME	333	1982 (Jan. 9, 1983 vs. NYJ)+	
HALF	197	1982 (Jan. 9, 1983 vs. NYJ)+	1st half

### PASSING ATTEMPTS

GAME	51	2013 (Jan. 5, 2014 vs. S.D.)*	
HALF	34	2013 (Jan. 5, 2014 vs. S.D.)*	2nd half

### COMPLETIONS

GAME	29	2013 (Jan. 5, 2014 vs. S.D.)*	
HALF	17	1981 (Jan. 24, 1982 against S.F.)#	2nd half
	17	2013 (Jan. 5, 2014 vs. S.D.)*	2nd half

### PASSES HAD INTERCEPTED

GAME	3	1982 (Jan. 9, 1983 vs. NYJ)+	
	3	2011 (Jan. 7, 2012 at Hou.)*	
HALF	2	1982 (Jan. 9, 1983 vs. NYJ)+	2nd half
	2	1988 (Jan. 8, 1989 vs. Buff.)*	1st half
	2	2005 (Jan. 8, 2006 vs. Pitt.)*	2nd half
	2	2011 (Jan. 7, 2012 at Hou.)*	2nd half
	2	2013 (Jan. 5, 2014 vs. S.D.)*	2nd half

### SACKS ALLOWED

GAME	5	1975 (Dec. 28, 1975 at Oak.)*	
	5	1981 (Jan. 24, 1982 against S.F.)#	
	5	1988 (Jan. 22, 1989 against S.F.)##	
HALF	4	1982 (Jan. 9, 1983 vs. NYJ)+	1st half
	4	1988 (Jan. 22, 1989 against S.F.)##	2nd half

## DEFENSE

### FEWEST POINTS ALLOWED

GAME	7	1981 (Jan. 10, 1982 vs. S.D.)*	
HALF	0	1981 (Jan. 10, 1982 vs. S.D.)*	2nd half
	0	1988 (Dec. 31, 1988 vs. Sea.)*	1st half
	0	1988 (Jan. 8, 1989 vs. Buff.)*	2nd half
	0	1990 (Jan. 6, 1991 vs. Hou.)*	1st half

### FEWEST FIRST DOWNS ALLOWED

GAME	10	1988 (Jan. 8, 1989 vs. Buff.)*	
HALF	1	1990 (Jan. 6, 1991 vs. Hou.)*	1st half

### FEWEST TOTAL NET YARDS ALLOWED

GAME	181	1988 (Jan. 8, 1989 vs. Buff.)*	
HALF	36	1990 (Jan. 6, 1991 vs. Hou.)*	1st half

### FEWEST NET YARDS RUSHING ALLOWED

GAME	22	1988 (Dec. 31, 1988 vs. Sea.)*	
HALF	0	1988 (Dec. 31, 1988 vs. Sea.)*	1st half

### FEWEST NET YARDS PASSING ALLOWED

GAME	122	2013 (Jan. 5, 2014 vs. S.D.)*	
HALF	16	1981 (Jan. 24, 1982 against S.F.)#	2nd half

### INTERCEPTIONS

GAME	3	1988 (Jan. 8, 1989 vs. Buff.)*	
HALF	2	1981 (Jan. 3, 1982 vs. Buff.)*	1st half
	2	1981 (Jan. 10, 1982 vs. S.D.)*	1st half
	2	1988 (Jan. 8, 1989 vs. Buff.)*	1st half

### SACKS

GAME	4	1988 (Jan. 22, 1989 against S.F.)##	
	4	2015 (Jan. 9, 2016 vs. Pitt.)*	
HALF	3	1988 (Dec. 31, 1988 vs. Sea.)*	2nd half

## MISCELLANEOUS

### MOST PENALTIES INCURRED

GAME	8	1981 (Jan. 24, 1982 against S.F.)#	
	8	2015 (Jan. 9, 2016 vs. Pitt.)*	
HALF	6	1988 (Jan. 22, 1989 against S.F.)##	2nd half
	6	2015 (Jan. 9, 2016 vs. Pitt.)*	1st half

### MOST PENALTY YARDS INCURRED

GAME	90	2005 (Jan. 8, 2006 vs. Pitt.)*	
HALF	50	1988 (Jan. 22, 1989 against S.F.)##	2nd half
	50	2005 (Jan. 8, 2006 vs. Pitt.)*	2nd half

### MOST TIME OF POSSESSION

GAME	39:45	1990 (Jan. 6, 1991 vs. Hou.)*	
HALF	25:04	1990 (Jan. 6, 1991 vs. Hou.)*	1st half

NOTE: Time of possession was not recorded until 1977, and thus is not available for the Bengals' 1970, '73 and '75 playoff games.

## KEY

- \* AFC Wild Card Playoff
- \*\* AFC Divisional Playoff
- \*\*\* AFC Championship
- + AFC First-Round Playoff (Super Bowl Tournament)
- # Super Bowl XVI (at Pontiac, Mich.)
- ## Super Bowl XXIII (at Miami, Fla.)

NOTES: Years listed are seasons in which playoff berths were earned, not calendar years in which playoff games were played. Career records include only seasons in which players played in playoffs.

# OPPONENTS POSTSEASON INDIVIDUAL RECORDS

## KEY

- \* AFC Wild Card Playoff
- \*\* AFC Divisional Playoff
- \*\*\* AFC Championship
- + AFC First-Round Playoff (Super Bowl Tournament)
- # Super Bowl XVI (at Pontiac, Mich.)
- ## Super Bowl XXIII (at Miami, Fla.)

NOTES: Years listed are seasons in which playoff berths were earned, not calendar years in which playoff games were played. Career records include only seasons in which players played in playoffs.

## SCORING

### TOTAL POINTS

GAME			
14	Ray Wersching	1981 (Jan. 24, 1982 against S.F.)#	
14	Pat Leahy	1982 (Jan. 9, 1983 vs. NYJ)+	
14	Adam Vinatieri	2014 (Jan. 4, 2015 at Ind.)*	
13	Shayne Graham	2012 (Jan. 5, 2013 at Hou.)*	
12	(four times)		

### TOUCHDOWNS

GAME			
2	Joe Cribbs	1981 (Jan. 3, 1982 vs. Buff.)*	
2	Ernest Givens	1990 (Jan. 6, 1991 vs. Hou.)*	
2	Arian Foster	2011 (Jan. 7, 2012 at Hou.)*	
1	(many times)		

### POINTS AFTER TOUCHDOWNS

GAME			
5	Pat Leahy	1982 (Jan. 9, 1983 vs. NYJ)+	
4	(five times)		

### FIELD GOALS

GAME			
4	Ray Wersching	1981 (Jan. 24, 1982 against S.F.)#	
4	Shayne Graham	2012 (Jan. 5, 2013 at Hou.)*	
4	Adam Vinatieri	2014 (Jan. 4, 2015 at Ind.)*	
4	Chris Boswell	2015 (Jan. 9, 2016 vs. Pitt.)*	
3	Pat Leahy	1982 (Jan. 9, 1983 vs. NYJ)+	

### LONGEST FIELD GOALS

53	Adam Vinatieri	2014 (Jan. 4, 2015 at Ind.)*
50	Garopremian	1973 (Dec. 23, 1973 at Mia.)*
49	Jeff Jaeger	1990 (Jan. 13, 1991 at L.A.-Raid.)*
48	Shayne Graham	2012 (Jan. 5, 2013 at Hou.)*
47	Pat Leahy	1982 (Jan. 9, 1983 vs. NYJ)+

## RUSHING

### TOTAL RUSHING ATTEMPTS

GAME			
32	Arian Foster	2012 (Jan. 5, 2013 at Hou.)*	
25	Norm Bulaich	1970 (Dec. 26, 1970 at Balt.)*	
24	Arian Foster	2011 (Jan. 7, 2012 at Hou.)*	
23	Chuck Muncie	1981 (Jan. 10, 1982 vs. S.D.)*	
21	(three times)		

### RUSHING YARDS

GAME			
202	Freeman McNeil	1982 (Jan. 9, 1983 vs. NYJ)+	
153	Arian Foster	2011 (Jan. 7, 2012 at Hou.)*	
140	Marcus Allen	1990 (Jan. 13, 1991 at L.A.-Raid.)*	
140	Arian Foster	2012 (Jan. 5, 2013 at Hou.)*	
135	Shonn Greene	2009 (Jan. 9, 2010 vs. NYJ)*	

### AVERAGE YARDS PER RUSHING ATTEMPT

GAME			
9.62	Freeman McNeil (202/21)	1982 (Jan. 9, 1983 vs. NYJ)+	
6.67	Marcus Allen (140/21)	1990 (Jan. 13, 1991 at L.A.-Raid.)*	
6.43	Shonn Greene (135/21)	2009 (Jan. 9, 2010 vs. NYJ)*	
6.38	Arian Foster (153/24)	2011 (Jan. 7, 2012 at Hou.)*	
6.00	Joe Cribbs (90/15)	1981 (Jan. 3, 1982 vs. Buff.)*	

NOTE: Minimum 15 attempts.

### RUSHING TOUCHDOWNS

GAME			
2	Joe Cribbs	1981 (Jan. 3, 1982 vs. Buff.)*	
2	Arian Foster	2011 (Jan. 7, 2012 at Hou.)*	
1	(many times)		

### LONGEST RUSHES

58-td	Ronnie Brown	2013 (Jan. 5, 2014 vs. S.D.)*
44-td	Joe Cribbs	1981 (Jan. 3, 1982 vs. Buff.)*
44	Martavis Bryant	2015 (Jan. 9, 2016 vs. Pitt.)*
42-td	Arian Foster	2011 (Jan. 7, 2012 at Hou.)*
39-td	Shonn Greene	2009 (Jan. 9, 2010 vs. NYJ)*

## PASSING

### TOTAL PASSING ATTEMPTS

GAME			
50	Dave Krieg	1988 (Dec. 31, 1988 vs. Sea.)*	
44	Andrew Luck	2014 (Jan. 4, 2015 at Ind.)*	
38	Matt Schaub	2012 (Jan. 5, 2013 at Hou.)*	
36	Joe Montana	1988 (Jan. 22, 1989 against S.F.)##	
33	Cody Carlson	1990 (Jan. 6, 1991 vs. Hou.)*	

### COMPLETIONS

GAME			
31	Andrew Luck	2014 (Jan. 4, 2015 at Ind.)*	
29	Matt Schaub	2012 (Jan. 5, 2013 at Hou.)*	
24	Dave Krieg	1988 (Dec. 31, 1988 vs. Sea.)*	
23	Joe Montana	1988 (Jan. 22, 1989 against S.F.)##	
20	Richard Todd	1982 (Jan. 9, 1983 vs. NYJ)+	

### COMPLETION PERCENTAGE

GAME			
80.00	Mark Sanchez (12/15)	2009 (Jan. 9, 2010 vs. NYJ)*	
76.32	Matt Schaub (29/38)	2012 (Jan. 5, 2013 at Hou.)*	
75.00	Philip Rivers (12/16)	2013 (Jan. 5, 2014 vs. S.D.)*	
73.91	Ken Stabler (17/23)	1975 (Dec. 28, 1975 at Oak.)*	
73.68	Ben Roethlisberger (14/19)	2005 (Jan. 8, 2006 vs. Pitt.)*	

NOTE: Minimum 15 attempts.

### PASSING YARDS

GAME			
376	Andrew Luck	2014 (Jan. 4, 2015 at Ind.)*	
357	Joe Montana	1988 (Jan. 22, 1989 against S.F.)##	
297	Dave Krieg	1988 (Dec. 31, 1988 vs. Sea.)*	
269	Richard Todd	1982 (Jan. 9, 1983 vs. NYJ)+	
262	Matt Schaub	2012 (Jan. 5, 2013 at Hou.)*	

### AVERAGE YARDS PER PASSING ATTEMPT

GAME			
12.13	Mark Sanchez (182/15)	2009 (Jan. 9, 2010 vs. NYJ)*	
10.95	Ben Roethlisberger (208/19)	2005 (Jan. 8, 2006 vs. Pitt.)*	
9.92	Joe Montana (357/36)	1988 (Jan. 22, 1989 against S.F.)##	
9.61	Richard Todd (269/28)	1982 (Jan. 9, 1983 vs. NYJ)+	
8.83	Bob Griese (159/18)	1973 (Dec. 23, 1973 at Mia.)*	

NOTE: Minimum 15 attempts.

### TOUCHDOWN PASSES

GAME			
3	Ken Stabler	1975 (Dec. 28, 1975 at Oak.)*	
3	Ben Roethlisberger	2005 (Jan. 8, 2006 vs. Pitt.)*	
2	(five times)		

### PASSES HAD INTERCEPTED

GAME			
3	Jim Kelly	1988 (Jan. 8, 1989 vs. Buff.)*	
2	Joe Ferguson	1981 (Jan. 3, 1982 vs. Buff.)*	
2	Dan Fouts	1981 (Jan. 10, 1982 vs. S.D.)*	
2	Dave Krieg	1988 (Dec. 31, 1988 vs. Sea.)*	
1	(seven times)		

### PASSER RATING

GAME			
148.7	Ben Roethlisberger	2005 (Jan. 8, 2006 vs. Pitt.)*	
139.4	Mark Sanchez	2009 (Jan. 9, 2010 vs. NYJ)*	
121.2	Ken Stabler	1975 (Dec. 28, 1975 at Oak.)*	
118.8	Philip Rivers	2013 (Jan. 5, 2014 vs. S.D.)*	
115.2	Joe Montana	1988 (Jan. 22, 1989 against S.F.)##	

NOTE: Minimum 15 attempts.

### LONGEST PASSES

60	Ben Roethlisberger to Antonio Brown	2015 (Jan. 9, 2016 vs. Pitt.)*
54	Joe Ferguson to Jerry Butler	1981 (Jan. 3, 1982 vs. Buff.)*
54	Ben Roethlisberger to Cedrick Wilson	2005 (Jan. 8, 2006 vs. Pitt.)*
53-td	Johnny Unitas to Ed Hinton	1970 (Dec. 26, 1970 at Balt.)*
49	Richard Todd to Wesley Walker	1982 (Jan. 9, 1983 vs. NYJ)+

**KEY**

- \* AFC Wild Card Playoff
- \*\* AFC Divisional Playoff
- \*\*\* AFC Championship
- + AFC First-Round Playoff (Super Bowl Tournament)
- # Super Bowl XVI (at Pontiac, Mich.)
- ## Super Bowl XXIII (at Miami, Fla.)

NOTES: Years listed are seasons in which playoff berths were earned, not calendar years in which playoff games were played. Career records include only seasons in which players played in playoffs.

**RECEIVING****TOTAL RECEPTIONS**

GAME	11	John L. Williams .....	1988 (Dec. 31, 1988 vs. Sea.)**
	11	Jerry Rice .....	1988 (Jan. 22, 1989 against S.F.)##
	10	Daniel Herron .....	2014 (Jan. 4, 2015 at Ind.)*
	9	Owen Daniels .....	2012 (Jan. 5, 2013 at Hou.)*
	8	(three times)	

**RECEIVING YARDS**

GAME	215	Jerry Rice .....	1988 (Jan. 22, 1989 against S.F.)##
	145	Wesley Walker .....	1982 (Jan. 9, 1983 vs. NYJ)+
	137	John L. Williams .....	1988 (Dec. 31, 1988 vs. Sea.)**
	119	Antonio Brown .....	2015 (Jan. 9, 2016 vs. Pitt.)*
	104	Cedrick Wilson .....	2005 (Jan. 8, 2006 vs. Pitt.)*

**AVERAGE YARDS PER RECEPTION**

GAME	24.50	Jerry Butler (98/4) .....	1981 (Jan. 3, 1982 vs. Buff.)*
	23.75	Paul Warfield (95/4) .....	1973 (Dec. 23, 1973 at Mia.)**
	19.55	Jerry Rice (215/11) .....	1988 (Jan. 22, 1989 against S.F.)##
	19.25	Ethan Horton (77/4) .....	1990 (Jan. 13, 1991 at L.A.-Raid.)*
	18.13	Wesley Walker (145/8) .....	1982 (Jan. 9, 1983 vs. NYJ)+

NOTE: Minimum 4 receptions.

**RECEIVING TOUCHDOWNS**

GAME	2	Ernest Givens .....	1990 (Jan. 6, 1991 vs. Hou.)*
	1	(many times)	

**LONGEST RECEPTIONS**

60	Antonio Brown from Ben Roethlisberger .....	2015 (Jan. 9, 2016 vs. Pitt.)*
54	Jerry Butler from Joe Ferguson .....	1981 (Jan. 3, 1982 vs. Buff.)*
54	Cedrick Wilson from Ben Roethlisberger .....	2005 (Jan. 8, 2006 vs. Pitt.)*
53-td	Ed Hinton from Johnny Unitas .....	1970 (Dec. 26, 1970 at Balt.)*
49	Wesley Walker from Richard Todd .....	1982 (Jan. 9, 1983 vs. NYJ)+

**PUNTING****TOTAL PUNTS**

GAME	7	Jay Feely .....	2009 (Jan. 9, 2010 vs. NYJ)*
	7	Jordan Berry .....	2015 (Jan. 9, 2016 vs. Pitt.)*
	6	(five times)	

**PUNTING YARDS**

GAME	293	Jordan Berry .....	2015 (Jan. 9, 2016 vs. Pitt.)*
	271	John Kidd .....	1988 (Jan. 8, 1989 vs. Buff.)*
	265	Ruben Rodriguez .....	1988 (Dec. 31, 1988 vs. Sea.)*
	259	Mike Scifres .....	2013 (Jan. 5, 2014 vs. S.D.)*
	256	Greg Montgomery .....	1990 (Jan. 6, 1991 vs. Hou.)*

**AVERAGE YARDS PER PUNT**

GAME	51.50	Pat McAfee (206/4) .....	2014 (Jan. 4, 2015 at Ind.)*
	50.20	Matt Turk (251/5) .....	2011 (Jan. 7, 2012 at Hou.)*
	46.25	Jim Miller (185/4) .....	1981 (Jan. 24, 1982 against S.F.)#
	45.17	John Kidd (271/6) .....	1988 (Jan. 8, 1989 vs. Buff.)*
	44.17	Ruben Rodriguez (265/6) .....	1988 (Dec. 31, 1988 vs. Sea.)*

NOTE: Minimum 4 punts.

**NET YARDS PER PUNT**

GAME	42.20	Matt Turk .....	2011 (Jan. 7, 2012 at Hou.)*
	42.17	Mike Scifres .....	2013 (Jan. 5, 2014 vs. S.D.)*
	41.17	John Kidd .....	1988 (Jan. 8, 1989 vs. Buff.)*
	41.00	Ruben Rodriguez .....	1988 (Dec. 31, 1988 vs. Sea.)*
	37.50	Jim Miller .....	1981 (Jan. 24, 1982 against S.F.)#

NOTE: Minimum 4 punts.

**INSIDE-20 PUNTS**

GAME	3	Jay Feely .....	2009 (Jan. 9, 2010 vs. NYJ)*
	3	Jordan Berry .....	2015 (Jan. 9, 2016 vs. Pitt.)*
	2	(five times)	

**LONGEST PUNTS**

68	Pat McAfee .....	2014 (Jan. 4, 2015 at Ind.)*
59	Pat McAfee .....	2014 (Jan. 4, 2015 at Ind.)*
56	Matt Turk .....	2011 (Jan. 7, 2012 at Hou.)*
56	Matt Turk .....	2011 (Jan. 7, 2012 at Hou.)*
55	Barry Helton .....	1988 (Jan. 22, 1989 against S.F.)##

**PUNT RETURNS****TOTAL PUNT RETURNS**

GAME	7	Ron Gardin .....	1970 (Dec. 26, 1970 at Balt.)*
	5	Bobby Joe Edmonds .....	1988 (Dec. 31, 1988 vs. Sea.)*
	5	Josh Cribbs .....	2014 (Jan. 4, 2015 at Ind.)*
	4	Neal Colzie .....	1975 (Dec. 28, 1975 at Oak.)*
	3	(three times)	

**PUNT RETURN YARDS**

GAME	64	Neal Colzie .....	1975 (Dec. 28, 1975 at Oak.)*
	56	John Taylor .....	1988 (Jan. 22, 1989 against S.F.)##
	40	Tim Brown .....	1990 (Jan. 13, 1991 at L.A.-Raid.)*
	35	Josh Cribbs .....	2014 (Jan. 4, 2015 at Ind.)*
	30	Bobby Joe Edmonds .....	1988 (Dec. 31, 1988 vs. Sea.)*

**AVERAGE YARDS PER PUNT RETURN**

GAME	18.67	John Taylor (56/3) .....	1988 (Jan. 22, 1989 against S.F.)##
	16.00	Neal Colzie (64/4) .....	1975 (Dec. 28, 1975 at Oak.)*
	13.33	Tim Brown (40/3) .....	1990 (Jan. 13, 1991 at L.A.-Raid.)*
	13.00	Jerricho Colchery (26/2) .....	2009 (Jan. 9, 2010 vs. NYJ)*
	10.50	Antwaan Randle El (21/2) .....	2005 (Jan. 8, 2006 vs. Pitt.)*

NOTE: Minimum 2 returns.

**LONGEST PUNT RETURNS**

45	John Taylor .....	1988 (Jan. 22, 1989 against S.F.)##
24	Neal Colzie .....	1975 (Dec. 28, 1975 at Oak.)*
20	Neal Colzie .....	1975 (Dec. 28, 1975 at Oak.)*
19	Gerald McNeil .....	1990 (Jan. 6, 1991 vs. Hou.)*
17	(two times)	

**KICKOFF RETURNS****TOTAL KICKOFF RETURNS**

GAME	4	Clarence Davis .....	1975 (Dec. 28, 1975 at Oak.)*
	4	Robb Riddick .....	1981 (Jan. 3, 1982 vs. Buff.)*
	4	James Brooks .....	1981 (Jan. 10, 1982 vs. S.D.)*
	3	(three times)	

**KICKOFF RETURN YARDS**

GAME	93	Clarence Davis .....	1975 (Dec. 28, 1975 at Oak.)*
	87	James Brooks .....	1981 (Jan. 10, 1982 vs. S.D.)*
	68	Robb Riddick .....	1981 (Jan. 3, 1982 vs. Buff.)*
	67	Josh Cribbs .....	2014 (Jan. 4, 2015 at Ind.)*
	57	Bernard Ford .....	1990 (Jan. 6, 1991 vs. Hou.)*

**AVERAGE YARDS PER KICKOFF RETURN**

GAME	33.50	Josh Cribbs (67/2) .....	2014 (Jan. 4, 2015 at Ind.)*
	27.00	Brad Smith (54/2) .....	2009 (Jan. 9, 2010 vs. NYJ)*
	24.00	Allen Pinkett (48/2) .....	1990 (Jan. 6, 1991 vs. Hou.)*
	23.50	Danaeal Manning (47/2) .....	2012 (Jan. 5, 2013 at Hou.)*
	22.50	Ronnie Harmon (45/2) .....	1988 (Jan. 8, 1989 vs. Buff.)*

NOTE: Minimum 2 returns.

**LONGEST KICKOFF RETURNS**

38	Josh Cribbs (67/2) .....	2014 (Jan. 4, 2015 at Ind.)*
37	Clarence Davis .....	1975 (Dec. 28, 1975 at Oak.)*
37	Allen Pinkett .....	1990 (Jan. 6, 1991 vs. Hou.)*
36	James Brooks .....	1981 (Jan. 10, 1982 vs. S.D.)*
36	Ike Taylor .....	2005 (Jan. 8, 2006 vs. Pitt.)*

**INTERCEPTIONS****TOTAL INTERCEPTIONS**

GAME	2	Johnny Lynn .....	1982 (Jan. 9, 1983 vs. NYJ)+
	1	(many times)	

**INTERCEPTION RETURN YARDS**

GAME	98	Darrol Ray .....	1982 (Jan. 9, 1983 vs. NYJ)+
	40	Johnny Lynn .....	1982 (Jan. 9, 1983 vs. NYJ)+
	35	Antwon Blake .....	2015 (Jan. 9, 2016 vs. Pitt.)*
	30	Shareece Wright .....	2013 (Jan. 5, 2014 vs. S.D.)*
	29	J.J. Watt .....	2011 (Jan. 7, 2012 at Hou.)*

**LONGEST INTERCEPTION RETURNS**

98-td	Darrol Ray .....	1982 (Jan. 9, 1983 vs. NYJ)+
35	Antwon Blake .....	2015 (Jan. 9, 2016 vs. Pitt.)*
30	Shareece Wright .....	2013 (Jan. 5, 2014 vs. S.D.)*
29-td	J.J. Watt .....	2011 (Jan. 7, 2012 at Hou.)*
27	Dwight Hicks .....	1981 (Jan. 24, 1982 against S.F.)#

**SACKS****TOTAL SACKS**

GAME	3	Ted Hendricks .....	1975 (Dec. 28, 1975 at Oak.)*
	3	Greg Townsend .....	1990 (Jan. 13, 1991 at L.A.-Raid.)*
	2	Bob Matheson .....	1973 (Dec. 23, 1973 at Mia.)*
	2	Bruce Smith .....	1988 (Jan. 8, 1989 vs. Buff.)*
	2	Charles Haley .....	1988 (Jan. 22, 1989 against S.F.)##



# OPPONENTS POSTSEASON TEAM RECORDS

## KEY

- \* AFC Wild Card Playoff
- \*\* AFC Divisional Playoff
- \*\*\* AFC Championship
- + AFC First-Round Playoff (Super Bowl Tournament)
- # Super Bowl XVI (at Pontiac, Mich.)
- ## Super Bowl XXIII (at Miami, Fla.)

NOTES: Years listed are seasons in which playoff berths were earned, not calendar years in which playoff games were played. Career records include only seasons in which players played in playoffs.

## SCORING

### POINTS SCORED

GAME	44	1982 (Jan. 9, 1983 vs. NYJ)+
HALF	24	1982 (Jan. 9, 1983 vs. NYJ)+ .....2nd half
QUARTER	21	1982 (Jan. 9, 1983 vs. NYJ)+ .....4th quarter

### TOUCHDOWNS

GAME	5	1982 (Jan. 9, 1983 vs. NYJ)+
HALF	3	1973 (Dec. 23, 1973 at Mia.)** .....1st half
	3	1982 (Jan. 9, 1983 vs. NYJ)+ .....2nd half

### RUSHING TOUCHDOWNS

GAME	2	1973 (Dec. 23, 1973 at Mia.)**
	2	1981 (Jan. 3, 1982 vs. Buff.)**
	2	1982 (Jan. 9, 1983 vs. NYJ)+
	2	2009 (Jan. 9, 2010 vs. NYJ)*
	2	2011 (Jan. 7, 2012 at Hou.)*
	2	2013 (Jan. 5, 2014 vs. S.D.)*
HALF	2	1973 (Dec. 23, 1973 at Mia.)** .....1st half
	2	1982 (Jan. 9, 1983 vs. NYJ)+ .....2nd half

### PASSING TOUCHDOWNS

GAME	3	1975 (Dec. 28, 1975 at Oak.)*
	3	2005 (Jan. 8, 2006 vs. Pitt.)*
HALF	2	1975 (Dec. 28, 1975 at Oak.)* .....1st half
	2	1982 (Jan. 9, 1983 vs. NYJ)+ .....1st half
	2	1988 (Jan. 22, 1989 against S.F.)## .....2nd half
	2	1990 (Jan. 6, 1991 vs. Hou.)* .....2nd half
	2	2005 (Jan. 8, 2006 vs. Pitt.)* .....1st half

### FIELD GOALS

GAME	4	1981 (Jan. 24, 1982 against S.F.)#
	4	2012 (Jan. 5, 2013 at Hou.)*
	4	2014 (Jan. 4, 2015 at Ind.)*
	4	2015 (Jan. 9, 2016 vs. Pitt.)*
HALF	3	2012 (Jan. 5, 2013 at Hou.)* .....1st half

## OFFENSE

### FIRST DOWNS

GAME	27	1973 (Dec. 23, 1973 at Mia.)**
	27	1975 (Dec. 28, 1975 at Oak.)*
	27	1982 (Jan. 9, 1983 vs. NYJ)+
HALF	16	1973 (Dec. 23, 1973 at Mia.)** .....1st half
	16	1975 (Dec. 28, 1975 at Oak.)* .....1st half
	16	1988 (Dec. 31, 1988 vs. Sea.)* .....2nd half

### TOTAL NET YARDS

GAME	517	1982 (Jan. 9, 1983 vs. NYJ)+
HALF	285	1982 (Jan. 9, 1983 vs. NYJ)+ .....1st half

### NET YARDS RUSHING

GAME	241	1973 (Dec. 23, 1973 at Mia.)**
HALF	155	1982 (Jan. 9, 1983 vs. NYJ)+ .....2nd half

### RUSHING ATTEMPTS

GAME	52	1973 (Dec. 23, 1973 at Mia.)**
HALF	26	1973 (Dec. 23, 1973 at Mia.)** .....1st half
	26	1973 (Dec. 23, 1973 at Mia.)** .....2nd half
	26	1975 (Dec. 28, 1975 at Oak.)* .....1st half

### NET YARDS PASSING

GAME	368	2014 (Jan. 4, 2015 at Ind.)*
HALF	238	1988 (Jan. 22, 1989 against S.F.)## .....2nd half

## PASSING ATTEMPTS

GAME	50	1988 (Dec. 31, 1988 vs. Sea.)*
HALF	37	1988 (Dec. 31, 1988 vs. Sea.)* .....2nd half

## COMPLETIONS

GAME	31	2014 (Jan. 4, 2015 at Ind.)*
HALF	19	2012 (Jan. 5, 2013 at Hou.)* .....1st half

## PASSES HAD INTERCEPTED

GAME	3	1988 (Jan. 8, 1989 vs. Buff.)*
HALF	2	1981 (Jan. 3, 1982 vs. Buff.)* .....1st half
	2	1981 (Jan. 10, 1982 vs. S.D.)* .....1st half
	2	1988 (Jan. 8, 1989 vs. Buff.)* .....1st half

## SACKS ALLOWED

GAME	4	1988 (Jan. 22, 1989 against S.F.)##
	4	2015 (Jan. 9, 2016 vs. Pitt.)*
HALF	3	1988 (Dec. 31, 1988 vs. Sea.)* .....2nd half

## DEFENSE

### FEWEST POINTS ALLOWED

GAME	0	1970 (Dec. 26, 1970 at Balt.)*
HALF	0	(nine times)

### FEWEST FIRST DOWNS ALLOWED

GAME	7	1970 (Dec. 26, 1970 at Balt.)*
HALF	2	1970 (Dec. 26, 1970 at Balt.)* .....1st half
	2	2015 (Jan. 9, 2016 vs. Pitt.)* .....1st half

### FEWEST TOTAL NET YARDS ALLOWED

GAME	139	1970 (Dec. 26, 1970 at Balt.)*
HALF	21	1970 (Dec. 26, 1970 at Balt.)* .....1st half

### FEWEST NET YARDS RUSHING ALLOWED

GAME	62	1982 (Jan. 9, 1983 vs. NYJ)+
HALF	10	2015 (Jan. 9, 2016 vs. Pitt.)* .....1st half

### FEWEST NET YARDS PASSING ALLOWED

GAME	58	1990 (Jan. 13, 1991 at L.A.-Raid.)*
HALF	-6	2012 (Jan. 5, 2013 at Hou.)* .....1st half

## INTERCEPTIONS

GAME	3	1982 (Jan. 9, 1983 vs. NYJ)+
	3	2011 (Jan. 7, 2012 at Hou.)*
HALF	2	1982 (Jan. 9, 1983 vs. NYJ)+ .....2nd half
	2	1988 (Jan. 8, 1989 vs. Buff.)* .....1st half
	2	2005 (Jan. 8, 2006 vs. Pitt.)* .....2nd half
	2	2011 (Jan. 7, 2012 at Hou.)* .....2nd half
	2	2013 (Jan. 5, 2014 vs. S.D.)* .....2nd half

## SACKS

GAME	5	1975 (Dec. 28, 1975 at Oak.)*
	5	1981 (Jan. 24, 1982 against S.F.)#
	5	1988 (Jan. 22, 1989 against S.F.)##
HALF	4	1982 (Jan. 9, 1983 vs. NYJ)+ .....1st half
	4	1988 (Jan. 22, 1989 against S.F.)## .....2nd half

## MISCELLANEOUS

### MOST PENALTIES INCURRED

GAME	12	1982 (Jan. 9, 1983 vs. NYJ)+
HALF	7	1982 (Jan. 9, 1983 vs. NYJ)+ .....2nd half

### MOST PENALTY YARDS INCURRED

GAME	142	2015 (Jan. 9, 2016 vs. Pitt.)*
HALF	87	2015 (Jan. 9, 2016 vs. Pitt.)* .....2nd half

### MOST TIME OF POSSESSION

GAME	38:49	2012 (Jan. 5, 2013 at Hou.)*
HALF	22:53	2012 (Jan. 5, 2013 at Hou.)* .....1st half

NOTE: Time of possession was not recorded until 1977, and thus is not available for the Bengals' 1970, '73 and '75 playoff games.

# ALL-TIME POSTSEASON STATISTICS

## ALL-TIME POSTSEASON RECORD: 5-14

DATE	W-L	SCORE	OPPONENT	ATTENDANCE
12-26-70**	L	0-17	at Baltimore	51,127
12-23-73**	L	16-34	at Miami	74,770
12-28-75**	L	28-31	at Oakland	53,039
1-3-82**	W	28-21	BUFFALO	55,420
1-10-82***	W	27-7	SAN DIEGO	46,302
1-24-82#	L	21-26	VS. SAN FRANCISCO	81,270
1-9-83+	L	17-44	N.Y. JETS	57,560
12-31-88**	W	21-13	SEATTLE	58,560
1-8-89***	W	21-10	BUFFALO	59,747
1-22-89##	L	16-20	vs. San Francisco	75,129
1-6-91*	W	41-14	HOUSTON	60,012
1-13-91**	L	10-20	at L.A. Raiders	92,045
1-8-06*	L	17-31	PITTSBURGH	65,870
1-9-10*	L	14-24	N.Y. JETS	63,686
1-7-12*	L	10-31	at Houston	71,725
1-5-13*	L	13-19	at Houston	71,738
1-5-14*	L	10-27	SAN DIEGO	62,277
1-4-15*	L	10-26	at Indianapolis	63,385
1-9-16*	L	16-18	PITTSBURGH	63,257

\* AFC Wild Card Playoff

\*\* AFC Divisional Playoff

\*\*\* AFC Championship

+ AFC First-Round Playoff (Super Bowl Tournament)

# Super Bowl XVI (at Pontiac, Mich.)

## Super Bowl XXIII (at Miami, Fla.)

TEAM STATISTICS	BENGALS	OPPONENTS
TOTAL FIRST DOWNS.....	347	376
Rushing.....	145	157
Passing.....	170	194
Penalty.....	32	25
3rd Down: Made-Att.....	95-243	92-233
3rd Down: Pct.....	39.1	39.5
4th Down: Made-Att.....	8-20	4-9
4th Down: Pct.....	40.0	44.4
POSSESSION AVG.....	(*NA)	(*NA)
TOTAL NET YARDS.....	5397	6657
Avg. Per Game.....	284.1	350.4
Total Plays.....	1155	1189
Avg. Per Play.....	4.7	5.6
NET YARDS RUSHING.....	2241	2826
Avg. Per Game.....	117.9	148.7
Total Rushes.....	526	631
NET YARDS PASSING.....	3156	3831
Avg. Per Game.....	166.1	201.6
Sacked-Yards Lost.....	60-378	29-208
Gross Yards.....	3534	4039
Att.-Completions.....	569-325	529-316
Completion Pct.....	57.1	59.7
Had Intercepted.....	20	17
PUNTS-AVG.....	90-42.6	77-42.3
Net Punting Avg.....	37.2	36.8
PENALTIES-YARDS.....	88-814	112-1016
FUMBLES-BALLS LOST.....	32-13	23-11
TOUCHDOWNS.....	40	48
Rushing.....	20	18
Passing.....	17	28
Returns.....	3	2

SCORE BY PERIODS				1	2	3	4	OT	PTS
BENGALS.....	96	94	54	92	0	336			
OPPONENTS.....	61	141	104	127	0	433			
SCORING	TD	TD-R	TD-P	TD-R	PAT	FG	S	PTS	
Jim Breech.....	0	0	0	0	25-25	9-11	0	52	
Ickey Woods.....	4	4	0	0	—	—	0	24	
Dan Ross.....	3	0	3	0	—	—	0	18	
Mike Nugent.....	0	0	0	0	4-4	4-5	0	16	
Charles Alexander.....	2	2	0	0	—	—	0	12	
Cedric Benson.....	2	2	0	0	—	—	0	12	
Isaac Curtis.....	2	0	2	0	—	—	0	12	
Jeremy Hill.....	2	2	0	0	—	—	0	12	
Stanford Jennings.....	2	0	1	1	—	—	0	12	
Pete Johnson.....	2	2	0	0	—	—	0	12	
Stanley Wilson.....	2	2	0	0	—	—	0	12	
Horst Muhlmann.....	0	0	0	0	1-1	3-4	0	7	
Josh Brown.....	0	0	0	0	1-1	2-2	0	7	
Shayne Graham.....	0	0	0	0	4-4	1-3	0	7	
Ken Anderson.....	1	1	0	0	—	—	0	6	
Eric Ball.....	1	1	0	0	—	—	0	6	
Don Bass.....	1	0	1	0	—	—	0	6	
James Brooks.....	1	0	1	0	—	—	0	6	
Laveranues Coles.....	1	0	1	0	—	—	0	6	
Cris Collinsworth.....	1	0	1	0	—	—	0	6	
Neal Craig.....	1	0	0	1	—	—	0	6	
Lenvil Elliott.....	1	1	0	0	—	—	0	6	
Boomer Esiason.....	1	1	0	0	—	—	0	6	
Stan Fritts.....	1	1	0	0	—	—	0	6	
A.J. Green.....	1	0	1	0	—	—	0	6	
Harold Green.....	1	0	1	0	—	—	0	6	
Jermaine Gresham.....	1	0	1	0	—	—	0	6	
Leon Hall.....	1	0	0	1	—	—	0	6	
M.L. Harris.....	1	0	1	0	—	—	0	6	
T.J. Houshmandzadeh.....	1	0	1	0	—	—	0	6	
Rudi Johnson.....	1	1	0	0	—	—	0	6	
Charlie Joiner.....	1	0	1	0	—	—	0	6	
Eric Kattus.....	1	0	1	0	—	—	0	6	
Dave Green.....	0	0	0	0	4-4	0-0	0	4	
BENGALS.....	40	20	17	3	39-39	19-25	0	336	
OPPONENTS.....	48	18	28	2	46-47	33-42	0	433	

\*\*Two-point conversions: None. BENGALS 0-1 (0-1 R, 0-0 P), OPPONENTS 0-1 (0-0 R, 0-1 P).

Sacks-yards: Jason Buck 4-22, Reggie Williams 3-21, David Grant 3-17, Geno Atkins 2.5-9, Reggie Nelson 2-17, Vontaze Burfict 1.5-15, Bob Brown 1-14, Jim Skow 1-10, Carl Zander 1-10, Ross Browner 1-9, Royce Berry 1-8, Steve Chomyszak 1-8, Eddie Edwards 1-7, David Fulcher 1-6, David Pollack 1-6, Bo Harris 1-5, Carlos Dunlap 0.5-5.5, Pat Sims 0.5-5.5, Margus Hunt 0.5-4, Chris Crocker 0.5-3, (team) 1-6. BENGALS 29-208, OPPONENTS 60-378.

Fumbles-lost: Andy Dalton 4-2, Boomer Esiason 3-1, AJ McCarron 3-1, Giovani Bernard 2-2, Archie Griffin 2-2, Cris Collinsworth 2-1, Ira Hillary 2-1, Laveranues Coles 1-1, Jeremy Hill 1-1, Dan Ross 1-1, Lyle Blackwood 1-0, Rickey Dixon 1-0, David Fulcher 1-0, Stanford Jennings 1-0, Pete Johnson 1-0, Jon Kitna 1-0, Carson Palmer 1-0, Lemar Parrish 1-0, Brad St. Louis 1-0, Brandon Tate 1-0, David Verser 1-0. BENGALS 32-13, OPPONENTS, 23-11.

RUSHING	ATT	YDS	AVG	LG	TD
Ickey Woods.....	89	391	4.4	30	4
Pete Johnson.....	61	187	3.1	14	2
Cedric Benson.....	28	183	6.5	47	2
James Brooks.....	43	145	3.4	26	0
Charles Alexander.....	34	125	3.7	20	2
Ken Anderson.....	19	112	5.9	22	1
BenJarvus Green-Ellis.....	19	105	5.5	29	0
Boomer Esiason.....	19	105	5.5	29	1
Jeremy Hill.....	25	97	3.9	38	2
Andy Dalton.....	16	92	5.8	16	0
Boobie Clark.....	15	86	5.7	15	0
Giovani Bernard.....	21	79	3.8	14	0
Stanley Wilson.....	12	74	6.2	20	2
Rudi Johnson.....	13	56	4.3	20	1
Harold Green.....	11	55	5.0	12	0
Eric Ball.....	12	47	3.9	14	1
Lenvil Elliott.....	11	40	3.6	9	1
Brian Leonard.....	4	36	9.0	19	0
Stanford Jennings.....	9	31	3.4	10	0
Rex Burkhead.....	2	27	13.5	23	0
Archie Griffin.....	5	25	5.0	8	0
Jon Kitna.....	4	25	6.3	12	0
Paul Robinson.....	5	25	5.0	9	0
Essex Johnson.....	7	17	2.4	14	0
Virgil Carter.....	2	16	8.0	9	0
Stan Fritts.....	6	14	2.3	6	1
Jess Phillips.....	10	12	1.2	4	0
Bernard Scott.....	6	11	1.8	4	0
Dave Lewis.....	3	10	3.3	9	0
AJ McCarron.....	5	9	1.8	6	0
Chris Perry.....	2	3	1.5	2	0
Cris Collinsworth.....	1	2	2.0	2	0
Carson Palmer.....	1	2	2.0	2	0
Kyle Larson.....	1	0	0.0	0	0
Ed Williams.....	1	0	0.0	0	0
Isaac Curtis.....	1	-1	-1.0	-1	0
Erik Wilhelm.....	3	-2	-0.7	0	0
BENGALS.....	526	2241	4.3	47	20
OPPONENTS.....	631	2826	4.5	58	18

PASSING	ATT	CMP	YDS	CMP%	YDS/ATT	TD	TD%	INT	INT%	LG	SKD-YDS	RAT
Ken Anderson.....	166	110	1321	66.3	7.96	9	5.4	6	3.6	53	21-116	93.5
Boomer Esiason.....	99	51	600	51.5	6.06	4	4.0	3	3.0	46	14-104	71.1
AJ McCarron.....	41	23	212	56.1	5.17	1	2.4	1	2.4	25	3-24	68.3
Carson Palmer.....	37	19	212	51.4	5.73	1	2.7	1	2.7	66	3-36	66.5
Jon Kitna.....	40	24	197	60.0	4.93	1	2.5	2	5.0	24	4-20	60.1
Andy Dalton.....	158	88	873	55.7	5.53	1	0.6	6	3.8	49	12-61	57.8
Virgil Carter.....	20	7	64	35.0	3.20	0	0.0	1	5.0	16	3-17	23.8
Jack Thompson.....	1	1	14	100.0	14.00	0	0.0	0	0.0	14	0-0	118.8
Sam Wyche.....	1	1	29	100.0	29.00	0	0.0	0	0.0	29	0-0	118.8
Turk Schonert.....	1	0	0	—	—	0	—	0	—	—	0-0	39.6
Erik Wilhelm.....	5	1	12	20.0	2.40	0	0.0	0	0.0	12	0-0	39.6
BENGALS.....	569	325	3534	57.1	6.21	17	3.0	20	3.5	66	60-378	70.9
OPPONENTS.....	529	316	4039	59.7	7.64	28	5.3	17	3.2	60	29-208	87.9

*(All-time postseason statistics, continued)*

RECEIVING	REC	YDS	AVG	LG	TD
Dan Ross.....	28	333	11.9	26	3
Cris Collinsworth.....	21	354	16.9	53	1
A.J. Green.....	18	232	12.9	45	1
Giovani Bernard.....	17	121	7.1	17	0
Marvin Jones.....	15	196	13.1	49	0
Jermaine Gresham.....	14	117	8.4	16	1
Isaac Curtis.....	13	184	14.2	321	2
Rodney Holman.....	11	184	16.7	46	0
Lenvil Elliott.....	10	62	6.2	16	0
Pete Johnson.....	9	52	5.8	14	0
Eddie Brown.....	8	87	10.9	23	0
Brian Leonard.....	8	43	5.4	16	0
Chip Myers.....	7	133	19.0	37	0
Mohamed Sanu.....	7	61	8.7	13	0
Tim McGee.....	7	60	8.6	19	0
Steve Kreider.....	6	119	19.8	42	0
Chad Johnson.....	6	87	14.5	24	0
James Brooks.....	6	84	14.0	22	1
Boobie Clark.....	6	56	9.3	26	0
Laveranues Coles.....	6	48	8.0	13	1
Andrew Hawkins.....	6	43	7.2	10	0
Charles Alexander.....	6	38	6.3	16	0
Chris Perry.....	6	11	1.8	6	0
Charlie Joiner.....	5	93	18.6	28	1
Kevin Walter.....	5	73	14.6	24	0
Tyler Eifert.....	5	58	11.6	18	0
Rex Burkhead.....	4	39	9.8	26	0
T.J. Houshmandzadeh.....	4	25	6.3	8	1
Cedric Benson.....	4	10	2.5	5	0
Ryan Hewitt.....	3	37	12.3	14	0
Jerome Simpson.....	3	33	11.0	16	0
Bernard Scott.....	3	29	9.7	11	0
Jeremy Hill.....	3	27	9.0	13	0
Quan Cosby.....	3	26	8.7	14	0
Stanford Jennings.....	3	23	7.7	12	1
Jim Riggs.....	3	18	6.0	13	0
Ickey Woods.....	3	18	6.0	9	0
Archie Griffin.....	3	14	4.7	6	0
M.L. Harris.....	2	28	14.0	20	1
Andre Caldwell.....	2	25	12.5	13	0
Ryan Whalen.....	2	24	12.0	20	0
Eric Kattus.....	2	19	9.5	10	1
Harold Green.....	2	15	7.5	13	1
Bruce Coslet.....	2	14	7.0	9	0
Rudi Johnson.....	2	14	7.0	11	0
Jess Phillips.....	2	12	6.0	6	0
Matt Schobel.....	2	11	5.5	8	0
BenJarvus Green-Ellis.....	2	-9	-4.5	-3	0
Chris Henry.....	1	66	66.0	66	0
Donald Lee.....	1	36	36.0	36	0
Ira Hillary.....	1	17	17.0	17	0
Mike Barber.....	1	12	12.0	12	0
Speedy Thomas.....	1	9	9.0	9	0
Kevin Brock.....	1	7	7.0	7	0
Essex Johnson.....	1	6	6.0	6	0
Reggie Kelly.....	1	4	4.0	4	0
Don Bass.....	1	3	3.0	31	1
Bob Trumpy.....	1	-7	-7.0	7	0
BENGALS.....	325	3534	10.9	66	17
OPPONENTS.....	316	4039	12.8	60	28

INTERCEPTIONS	NO	YDS	AVG	LG	TD			
David Fulcher .....	3	54	18.0	43	0			
Ken Riley .....	3	34	11.3	34	0			
Eric Thomas .....	2	26	13.0	26	0			
Neal Craig .....	1	45	45.0	45t	1			
Bobby Kemp .....	1	24	24.0	24	0			
Leon Hall .....	1	21	21.0	21t	1			
Bo Harris .....	1	16	16.0	16	0			
Louis Breeden .....	1	0	0.0	0	0			
Vontaze Burfict .....	1	0	0.0	0	0			
Tommy Casanova .....	1	0	0.0	0	0			
Solomon Wilcotts .....	1	0	0.0	0	0			
Lewis Billups .....	1	-3	-3.0	-3	0			
BENGALS .....	17	217	12.8	45t	2			
OPPONENTS .....	20	395	19.8	98t	2			
PUNTING	NO	YDS	AVG	NET	TB	IN-20	LG	BLK.
Kevin Huber .....	26	1205	46.3	41.9	1	10	62	0
Lee Johnson .....	25	1111	44.4	38.6	0	8	64	0
Kyle Larson .....	3	131	43.7	36.7	0	0	51	0
Pat McNally .....	12	487	40.6	37.0	1	2	60	0
Zoltan Mesko .....	3	118	39.3	32.7	1	2	50	0
Dave Lewis .....	15	567	37.8	34.2	1	1	53	0
Dave Green .....	6	215	35.8	21.8	1	0	44	0
BENGALS .....	90	3834	42.6	37.2	5	23	64	0
OPPONENTS .....	77	3251	42.3	36.8	5	18	68	0
PUNT RETURNS	NO	FC	YDS	AVG	LG	TD		
Rico Murray .....	1	0	23	23.0	23	0		
Tommy Casanova .....	1	0	15	15.0	15	0		
Mitchell Price .....	3	0	42	14.0	34	0		
Mike Fuller .....	5	2	62	12.4	27	0		
Adam Jones .....	3	1	25	8.3	24	0		
Keiwan Ratliff .....	2	0	15	7.5	8	0		
Ira Hillary .....	6	1	43	7.2	16	0		
Lyle Blackwood .....	1	0	7	7.0	7	0		
Brandon Tate .....	10	6	67	6.7	19	0		
Lemar Parrish .....	3	1	17	5.7	11	0		
Ray Horton .....	1	0	5	5.0	5	0		
Rickey Dixon .....	1	0	0	0.0	0	0		
Quan Cosby .....	0	3	0	—	—	0		
Speedy Thomas .....	0	2	0	—	—	0		
BENGALS .....	37	16	321	8.7	34	0		
OPPONENTS .....	47	20	384	8.2	45	0		

KICKOFF RETURNS	NO	YDS	AVG	LG	TD
Bernard Scott.....	2	74	37.0	56	0
Stanford Jennings.....	8	240	30.0	931	1
Brandon Tate.....	7	193	27.6	43	0
Adam Jones.....	9	233	25.9	34	0
Tab Perry.....	5	119	23.8	32	0
Rodney Tate.....	1	22	22.0	22	0
Eric Ball.....	2	42	21.0	28	0
Bernard Jackson.....	3	60	20.0	25	0
James Brooks.....	2	38	19.0	23	0
Brian Leonard.....	3	54	18.0	25	0
Lenvil Elliott.....	1	18	18.0	18	0
David Verser.....	17	302	17.8	40	0
Lemar Parrish.....	2	35	17.5	25	0
Ron Lamb.....	1	17	17.0	17	0
Cedric Peerman.....	2	33	16.5	23	0
Paul Robinson.....	2	29	14.5	24	0
Eddie Brown.....	1	12	12.0	12	0
Ira Hillary.....	3	24	8.0	13	0
Kevin Walter.....	1	8	8.0	8	0
Guy Frazier.....	1	0	0.0	0	0
Archie Griffin.....	1	0	0.0	0	0
BENGALS.....	74	1553	21.0	931	1
OPPONENTS.....	58	1102	19.0	38	0

FIELD GOALS	1-19	20-29	30-39	40-49	50+
Josh Brown.....	0-0	0-0	1-1	1-1	0-0
Jim Breech.....	0-0	3-3	4-5	2-3	0-0
Shayne Graham.....	0-0	1-2	0-1	0-0	0-0
Horst Muhlmann.....	1-1	1-1	0-0	1-1	0-1
Mike Nugent.....	0-0	0-0	2-2	1-1	1-2
BENGALS.....	1-1	5-6	7-9	5-6	1-3
OPPONENTS.....	0-1	15-16	9-10	7-11	2-4

DEFENSE	ST	AT	TT	SKS-YDS	INT-YDS	PD	FF	FR-YDS
(NA**)	—	—	—	—	—	—	—	—

BLOCKED KICKS	BP	BFG	BXP
Bill Bergey (1970).....	0	1	0
Sherman White (1975).....	0	1	0

\* NOTE: It is not possible to accurately list all-time postseason possession averages because time of possession was not recorded until 1977. Postseason possession averages after 1977 are listed in the year-by-year breakdowns on the following pages.

\*\* NOTE: The Bengals' and their opponents' two-point conversion totals listed here were recorded in 2005 and thereafter. Prior to that season, all of the Bengals' playoff appearances had occurred in years in which the two-point conversion did not exist. The two-point conversion, which existed in the AFL when the Bengals were members in 1968 and '69, was not instituted in the NFL until '94.

\*\*\* NOTE: It is not possible to accurately list all-time postseason defensive statistics because the three types of defensive statistics — defense, special teams and miscellaneous — were combined through 1987, but separated in '88 and thereafter. Defensive statistics are, however, listed in each of the year-by-year breakdowns on the following pages. All defensive statistics on the following pages are press box statistics produced at the games.

# 1970 POSTSEASON STATISTICS

## POSTSEASON RECORD: 0-1

HEAD COACH: PAUL BROWN  
REGULAR-SEASON RECORD: 8-6  
(1ST IN AFC CENTRAL)

DATE	W-L	SCORE	OPPONENT	ATTENDANCE
12-26-70**	L	0-17	at Baltimore	51,127

\*\* AFC Divisional Playoff

TEAM STATISTICS	BENGALS	OPPONENTS
TOTAL FIRST DOWNS.....	7	15
Rushing.....	2	12
Passing.....	5	3
Penalty.....	0	0
3rd Down: Made-Att.....	3-14	6-14
3rd Down: Pct.....	21.4	42.9
4th Down: Made-Att.....	0-1	0-0
4th Down: Pct.....	0.0	—
POSSESSION AVG.....	(NA)	(NA)
TOTAL NET YARDS.....	139	299
Avg. Per Game.....	139.0	299.0
Total Plays.....	46	66
Avg. Per Play.....	3.0	4.5
NET YARDS RUSHING.....	63	170
Avg. Per Game.....	63.0	170.0
Total Rushes.....	22	47
NET YARDS PASSING.....	76	129
Avg. Per Game.....	76.0	129.0
Sacked-Yards Lost.....	3-17	2-16
Gross Yards.....	93	145
Att.-Completions.....	21-8	17-6
Completion Pct.....	38.1	35.3
Had Intercepted.....	1	0
PUNTS-AVG.....	8-39.1	6-38.3
Net Punting Avg.....	35.6	37.3
PENALTIES-YARDS.....	1-5	6-63
FUMBLES-BALLS LOST.....	1-0	0-0
TOUCHDOWNS.....	0	2
Rushing.....	0	0
Passing.....	0	2
Returns.....	0	0

SCORE BY PERIODS	1	2	3	4	OT	PTS
BENGALS.....	0	0	0	0	0	0
OPPONENTS.....	7	3	0	7	0	17

SCORING	TD	TD-R	TD-P	TD-RT	PAT	FG	S	PTS
(none).....	0	0	0	0	0-0	0-0	0	0
BENGALS.....	0	0	0	0	0-0	0-1	0	0
OPPONENTS.....	2	0	2	0	2-2	1-3	0	17

Two-point conversions: (NA\*\*).

Fumbles-lost: Lemar Parrish 1-0. BENGALS 1-0, OPPONENTS 0-0.

PASSING	ATT	CMP	YDS	CMP%	YDS/ATT	TD	TD%	INT	INT%	LG	SKD-YDS	RAT
Virgil Carter.....	20	7	64	35.0	3.20	0	0.0	1	5.0	16	3-17	23.8
Sam Wyche.....	1	1	29	100.0	29.00	0	0.0	0	0.0	29	0-0	118.8
BENGALS.....	21	8	93	38.1	4.43	0	0.0	1	4.8	29	3-17	32.4
OPPONENTS.....	17	6	145	35.3	8.53	2	11.8	0	0.0	53	2-16	106.3

RUSHING	ATT	YDS	AVG	LG	TD
Paul Robinson.....	5	25	5.0	9	0
Virgil Carter.....	2	16	8.0	9	0
Jess Phillips.....	10	12	1.2	4	0
Dave Lewis.....	3	10	3.3	9	0
Essex Johnson.....	2	0	0.0	3	0
BENGALS.....	22	63	2.9	9	0
OPPONENTS.....	47	170	3.6	17	0

RECEIVING	REC	YDS	AVG	LG	TD
Chip Myers.....	4	66	16.5	29	0
Jess Phillips.....	2	12	6.0	6	0
Speedy Thomas.....	1	9	9.0	9	0
Essex Johnson.....	1	6	6.0	6	0
BENGALS.....	8	93	11.6	29	0
OPPONENTS.....	6	145	24.2	53	2

INTERCEPTIONS	NO	YDS	AVG	LG	TD
(none).....	0	0	—	—	0
BENGALS.....	0	0	—	—	0
OPPONENTS.....	1	0	0.0	0	0

PUNTING	NO	YDS	AVG	NET	TB	IN-20	LG	BLK
Dave Lewis.....	8	313	39.1	35.6	0	1	53	0
BENGALS.....	8	313	39.1	35.6	0	1	53	0
OPPONENTS.....	6	230	38.3	37.3	0	0	45	0

PUNT RETURNS	NO	FC	YDS	AVG	LG	TD
Lemar Parrish.....	2	1	6	3.0	3	0
Speedy Thomas.....	0	2	0	—	—	0
BENGALS.....	2	3	6	3.0	3	0
OPPONENTS.....	7	0	28	4.0	10	0

KICKOFF RETURNS	NO	YDS	AVG	LG	TD
Paul Robinson.....	2	29	14.5	24	0
Ron Lamb.....	1	17	17.0	17	0
BENGALS.....	3	46	15.3	24	0
OPPONENTS.....	1	0	0.0	0	0

FIELD GOALS	1-19	20-29	30-39	40-49	50+
Horst Muhlmann.....	0-0	0-0	0-0	0-0	0-1
BENGALS.....	0-0	0-0	0-0	0-0	0-1
OPPONENTS.....	0-0	0-0	0-0	1-2	0-1

Horst Muhlmann: (50B).

Opponents: (50B, 44G, 44WR).

DEFENSE***	ST	AT	TT	SKS-YDS	INT-YDS	PD	FF	FR-YDS
Bill Bergey.....	7	7	14	0-0	0-0	0	(NA)	0-0
Steve Chomyszak.....	5	6	11	1-8	0-0	1	(NA)	0-0
Ken Avery.....	5	4	9	0-0	0-0	0	(NA)	0-0
Al Beauchamp.....	6	2	8	0-0	0-0	0	(NA)	0-0
Royce Berry.....	4	4	8	1-8	0-0	1	(NA)	0-0
Ken Dyer.....	3	5	8	0-0	0-0	0	(NA)	0-0
Mike Reid.....	6	1	7	0-0	0-0	0	(NA)	0-0
Ron Carpenter.....	4	2	6	0-0	0-0	0	(NA)	0-0
Lemar Parrish.....	4	0	4	0-0	0-0	1	(NA)	0-0
Fletcher Smith.....	3	0	3	0-0	0-0	0	(NA)	0-0
Nick Roman.....	2	1	3	0-0	0-0	0	(NA)	0-0
Martin Baccaglio.....	2	0	2	0-0	0-0	0	(NA)	0-0
Ron Lamb.....	1	1	2	0-0	0-0	0	(NA)	0-0
John Guillory.....	1	0	1	0-0	0-0	0	(NA)	0-0
Essex Johnson.....	1	0	1	0-0	0-0	0	(NA)	0-0
Bill Peterson.....	1	0	1	0-0	0-0	0	(NA)	0-0
Ken Riley.....	0	1	1	0-0	0-0	2	(NA)	0-0

BLOCKED KICKS	BP	BFG	BXP
Bill Bergey.....	0	1	0

\* NOTE: Time of possession was not recorded until 1977.

\*\* NOTE: The two-point conversion was not instituted in the NFL until 1994.

\*\*\* NOTE: It was not standard practice to separate the three types of defensive statistics — defense, special teams and miscellaneous — until 1988. Thus, the defensive statistics listed above include the combined totals of all three types. All defensive statistics above are press box statistics produced at the games.

^ NOTE: Forced fumbles were not recorded until 1976.

# 1973 POSTSEASON STATISTICS

## POSTSEASON RECORD: 0-1

HEAD COACH: PAUL BROWN  
REGULAR-SEASON RECORD: 10-4  
(1ST IN AFC CENTRAL)

DATE	W-L	SCORE	OPPONENT	ATTENDANCE
12-23-73**	L	16-34	at Miami	74,770

\*\* AFC Divisional Playoff

TEAM STATISTICS	BENGALS	OPPONENTS
TOTAL FIRST DOWNS.....	11	27
Rushing.....	5	18
Passing.....	6	9
Penalty.....	0	0
3rd Down: Made-Att.....	5-14	10-14
3rd Down: Pct.....	35.7	71.4
4th Down: Made-Att.....	0-0	0-0
4th Down: Pct.....	—	—
POSSESSION AVG.....	*NA	*NA
TOTAL NET YARDS.....	194	400
Avg. Per Game.....	194.0	400.0
Total Plays.....	50	71
Avg. Per Play.....	3.9	5.6
NET YARDS RUSHING.....	97	241
Avg. Per Game.....	97.0	241.0
Total Rushes.....	20	52
NET YARDS PASSING.....	97	159
Avg. Per Game.....	97.0	159.0
Sacked-Yards Lost.....	3-16	0-0
Gross Yards.....	113	159
Att.-Completions.....	27-14	19-11
Completion Pct.....	51.9	57.9
Had Intercepted.....	1	2
PUNTS-AVG.....	7-36.3	2-49.0
Net Punting Avg.....	32.6	36.0
PENALTIES-YARDS.....	2-19	1-5
FUMBLES-BALLS LOST.....	0-0	2-1
TOUCHDOWNS.....	1	4
Rushing.....	0	2
Passing.....	0	2
Returns.....	1	0

SCORE BY PERIODS	1	2	3	4	OT	PTS
BENGALS.....	3	13	0	0	0	16
OPPONENTS.....	14	7	10	3	0	34

SCORING	TD	TD-R	TD-P	TD-RT	PAT	FG	S	PTS
Horst Muhlmann.....	0	0	0	0	1-1	3-3	0	10
Neal Craig.....	1	0	0	1	—	—	0	6
BENGALS.....	1	0	0	1	1-1	3-3	0	16
OPPONENTS.....	4	2	2	0	4-4	2-2	0	34

Two-point conversions: \*\*NA.

Fumbles-lost: None. BENGALS 0-0, OPPONENTS 2-1.

PASSING	ATT	CMP	YDS	CMP%	YDS/ATT	TD	TD%	INT	INT%	LG	SKD-YDS	RAT
Ken Anderson.....	27	14	113	51.9	4.19	0	0.0	1	3.7	18	3-16	47.3
BENGALS.....	27	14	113	51.9	4.19	0	0.0	1	3.7	18	3-16	47.3
OPPONENTS.....	19	11	159	57.9	8.37	2	10.5	2	10.5	48	0-0	80.7

RUSHING	ATT	YDS	AVG	LG	TD
Boobie Clark.....	7	40	5.7	15	0
Ken Anderson.....	3	26	8.7	22	0
Essex Johnson.....	2	17	8.5	14	0
Lenvil Elliott.....	7	15	2.1	5	0
Isaac Curtis.....	1	-1	-1.0	-1	0
BENGALS.....	20	97	4.9	22	0
OPPONENTS.....	52	241	4.6	27	2

RECEIVING	REC	YDS	AVG	LG	TD
Lenvil Elliott.....	9	53	5.9	16	0
Charlie Joiner.....	2	33	16.5	18	0
Boobie Clark.....	2	18	9.0	12	0
Isaac Curtis.....	1	9	9.0	9	0
BENGALS.....	14	113	8.1	18	0
OPPONENTS.....	11	159	14.5	48	2

INTERCEPTIONS	NO	YDS	AVG	LG	TD
Neal Craig.....	1	45	45.0	45t	1
Tommy Casanova.....	1	0	0.0	0	0
BENGALS.....	2	45	22.5	45t	1
OPPONENTS.....	1	19	19.0	19	0

PUNTING	NO	YDS	AVG	NET	TB	IN-20	LG	BLK.
Dave Lewis.....	7	254	36.3	32.6	1	0	50	0
BENGALS.....	7	254	36.3	32.6	1	0	50	0
OPPONENTS.....	2	98	49.0	36.0	0	0	54	0

PUNT RETURNS	NO	FC	YDS	AVG	LG	TD
Tommy Casanova.....	1	0	15	15.0	15	0
Lemar Parrish.....	1	0	11	11.0	11	0
BENGALS.....	2	0	26	13.0	15	0
OPPONENTS.....	2	4	6	3.0	4	0

KICKOFF RETURNS	NO	YDS	AVG	LG	TD
Lemar Parrish.....	1	25	25.0	25	0
Bernard Jackson.....	1	17	17.0	17	0
BENGALS.....	2	42	21.0	25	0
OPPONENTS.....	2	14	7.0	14	0

FIELD GOALS	1-19	20-29	30-39	40-49	50+
Horst Muhlmann.....	1-1	1-1	0-0	1-1	0-0
BENGALS.....	1-1	1-1	0-0	1-1	0-0
OPPONENTS.....	0-0	0-0	0-0	1-1	1-1

Horst Muhlmann: (24G, 46G, 12G).

Opponents: (50G, 46G).

DEFENSE***	ST	AT	TT	SKS-YDS	INT-YDS	PD	^FF	FR-YDS
Bill Bergey.....	7	5	12	0-0	0-0	0	(*NA)	0-0
Ron Carpenter.....	7	5	12	0-0	0-0	0	(*NA)	0-0
Al Beauchamp.....	9	2	11	0-0	0-0	0	(*NA)	0-0
Tommy Casanova.....	9	1	10	0-0	1-0	1	(*NA)	0-0
Royce Berry.....	5	1	6	0-0	0-0	0	(*NA)	0-0
Sherman White.....	5	0	5	0-0	0-0	1	(*NA)	0-0
Ken Riley.....	4	1	5	0-0	0-0	0	(*NA)	0-0
Ken Avery.....	3	2	5	0-0	0-0	0	(*NA)	0-0
Neal Craig.....	3	2	5	0-0	1-45	1	(*NA)	0-0
Lemar Parrish.....	3	2	5	0-0	0-0	0	(*NA)	0-0
Ron Pritchard.....	3	2	5	0-0	0-0	0	(*NA)	0-0
Doug Adams.....	1	0	1	0-0	0-0	0	(*NA)	0-0
Tom DeLeone.....	1	0	1	0-0	0-0	0	(*NA)	0-0
Bernard Jackson.....	1	0	1	0-0	0-0	0	(*NA)	0-0
Jim LeClair.....	1	0	1	0-0	0-0	0	(*NA)	1-0
Bob Trumphy.....	1	0	1	0-0	0-0	0	(*NA)	0-0
Mike Reid.....	0	1	1	0-0	0-0	0	(*NA)	0-0

BLOCKED KICKS	BP	BFG	BXP
(none).....	0	0	0

\* NOTE: Time of possession was not recorded until 1977.

\*\* NOTE: The two-point conversion was not instituted in the NFL until 1994.

\*\*\* NOTE: It was not standard practice to separate the three types of defensive statistics — defense, special teams and miscellaneous — until 1988. Thus, the defensive statistics listed above include the combined totals of all three types. All defensive statistics above are press box statistics produced at the games.

^ NOTE: Forced fumbles were not recorded until 1976.



# 1975 POSTSEASON STATISTICS

## POSTSEASON RECORD: 0-1

HEAD COACH: PAUL BROWN  
REGULAR-SEASON RECORD: 11-3  
(2ND IN AFC CENTRAL: WILD CARD QUALIFIER)

DATE	W-L	SCORE	OPPONENT	ATTENDANCE
12-28-75**	L	28-31	at Oakland	53,039

\*\* AFC Divisional Playoff

TEAM STATISTICS	BENGALS	OPPONENTS
TOTAL FIRST DOWNS.....	17	27
Rushing.....	8	9
Passing.....	6	15
Penalty.....	3	3
3rd Down: Made-Att.....	3-11	6-14
3rd Down: Pct.....	27.3	42.9
4th Down: Made-Att.....	1-2	0-0
4th Down: Pct.....	50.0	—
POSSESSION AVG.....	*NA	*NA
TOTAL NET YARDS.....	258	358
Avg. Per Game.....	258.0	358.0
Total Plays.....	57	75
Avg. Per Play.....	4.5	4.8
NET YARDS RUSHING.....	97	173
Avg. Per Game.....	97.0	173.0
Total Rushes.....	25	51
NET YARDS PASSING.....	161	185
Avg. Per Game.....	161.0	185.0
Sacked-Yards Lost.....	5-40	1-14
Gross Yards.....	201	199
Att.-Completions.....	27-17	23-17
Completion Pct.....	63.0	73.9
Had Intercepted.....	0	1
PUNTS-AVG.....	6-35.8	1-38.0
Net Punting Avg.....	21.8	31.0
PENALTIES-YARDS.....	5-37	7-64
FUMBLES-BALLS LOST.....	1-0	2-1
TOUCHDOWNS.....	4	4
Rushing.....	2	1
Passing.....	2	3
Returns.....	0	0

SCORE BY PERIODS	1	2	3	4	OT	PTS
BENGALS.....	0	7	7	14	0	28
OPPONENTS.....	3	14	7	7	0	31

SCORING	TD	TD-R	TD-P	TD-R	PAT	FG	S	PTS
Isaac Curtis.....	1	0	1	0	—	—	0	6
Lenvil Elliott.....	1	1	0	0	—	—	0	6
Stan Fritts.....	1	1	0	0	—	—	0	6
Charlie Joiner.....	1	0	1	0	—	—	0	6
Dave Green.....	0	0	0	0	4-4	0-0	0	4
BENGALS.....	4	2	2	0	4-4	0-0	0	28
OPPONENTS.....	4	1	3	0	4-4	1-3	0	31

Two-point conversions: \*NA.

Fumbles-lost: Lyle Blackwood 1-0. BENGALS 1-0, OPPONENTS 2-1.

PASSING	ATT	CMP	YDS	CMP%	YDS/ATT	TD	TD%	INT	INT%	LG	SKD-YDS	RAT
Ken Anderson.....	27	17	201	63.0	7.44	2	7.4	0	0.0	37	5-40	110.3
BENGALS.....	27	17	201	63.0	7.44	2	7.4	0	0.0	37	5-40	110.3
OPPONENTS.....	23	17	199	73.9	8.65	3	13.0	1	4.3	36	1-14	121.2

RUSHING	ATT	YDS	AVG	LG	TD
Boobie Clark.....	8	46	5.8	10	0
Lenvil Elliott.....	4	25	6.3	9	1
Stan Fritts.....	6	14	2.3	6	1
Ken Anderson.....	3	12	4.0	8	0
Essex Johnson.....	3	0	0.0	6	0
Ed Williams.....	1	0	0.0	0	0
BENGALS.....	25	97	3.9	10	2
OPPONENTS.....	51	173	3.4	18	1

RECEIVING	REC	YDS	AVG	LG	TD
Boobie Clark.....	4	38	9.5	26	0
Chip Myers.....	3	67	22.3	37	0
Charlie Joiner.....	3	60	20.0	28	1
Isaac Curtis.....	3	20	6.7	14	1
Bruce Coslet.....	2	14	7.0	9	0
Lenvil Elliott.....	1	9	9.0	9	0
Bob Trumpy.....	1	-7	-7.0	7	0
BENGALS.....	17	201	11.8	37	2
OPPONENTS.....	17	199	11.7	36	3

INTERCEPTIONS	NO	YDS	AVG	LG	TD
Ken Riley.....	1	34	34.0	34	0
BENGALS.....	1	34	34.0	34	0
OPPONENTS.....	0	0	—	—	0

PUNTING	NO	YDS	AVG	NET	TB	IN-20	LG	BLK.
Dave Green.....	6	215	35.8	21.8	1	0	44	0
BENGALS.....	6	215	35.8	21.8	1	0	44	0
OPPONENTS.....	1	38	38.0	31.0	0	0	38	0

PUNT RETURNS	NO	FC	YDS	AVG	LG	TD
Lyle Blackwood.....	1	0	7	7.0	7	0
BENGALS.....	1	0	7	7.0	7	0
OPPONENTS.....	4	0	64	16.0	24	0

KICKOFF RETURNS	NO	YDS	AVG	LG	TD
Bernard Jackson.....	2	43	21.5	25	0
Lenvil Elliott.....	1	18	18.0	18	0
Lemar Parrish.....	1	10	10.0	10	0
BENGALS.....	4	71	17.8	25	0
OPPONENTS.....	5	121	24.2	37	0

FIELD GOALS	1-19	20-29	30-39	40-49	50+
Dave Green.....	0-0	0-0	0-0	0-0	0-0
BENGALS.....	0-0	0-0	0-0	0-0	0-0
OPPONENTS.....	0-0	1-2	0-0	0-1	0-0

Dave Green: (—).  
Opponents: (41S, 27G, 21B).

DEFENSE***	ST	AT	TT	SKS-YDS	INT-YDS	PD	*FF	FR-YDS
Jim LeClair.....	13	0	13	0-0	0-0	1	(*NA)	0-0
Bernard Jackson.....	9	0	9	0-0	0-0	1	(*NA)	0-0
Tommy Casanova.....	7	0	7	0-0	0-0	1	(*NA)	0-0
Ron Pritchard.....	7	0	7	0-0	0-0	0	(*NA)	0-0
Ken Riley.....	4	0	4	0-0	1-34	2	(*NA)	0-0
Sherman White.....	4	0	4	0-0	0-0	0	(*NA)	0-0
Al Beauchamp.....	3	0	3	0-0	0-0	0	(*NA)	0-0
Ken Johnson.....	3	0	3	0-0	0-0	0	(*NA)	0-0
Bob Brown.....	2	0	2	1-14	0-0	0	(*NA)	0-0
Ron Carpenter.....	2	0	2	0-0	0-0	0	(*NA)	1-0
Lemar Parrish.....	2	0	2	0-0	0-0	1	(*NA)	0-0
Brad Cousino.....	1	0	1	0-0	0-0	0	(*NA)	0-0
Dave Green.....	1	0	1	0-0	0-0	0	(*NA)	0-0
Bo Harris.....	1	0	1	0-0	0-0	0	(*NA)	0-0
Jack Novak.....	1	0	1	0-0	0-0	0	(*NA)	0-0

BLOCKED KICKS	BP	BFG	BXP
Sherman White.....	0	1	0

\* NOTE: Time of possession was not recorded until 1977.

\*\* NOTE: The two-point conversion was not instituted in the NFL until 1994.

\*\*\* NOTE: It was not standard practice to separate the three types of defensive statistics — defense, special teams and miscellaneous — until 1988. Thus, the defensive statistics listed above include the combined totals of all three types. All defensive statistics above are press box statistics produced at the games.

^ NOTE: Forced fumbles were not recorded until 1976.

# 1981 POSTSEASON STATISTICS

## POSTSEASON RECORD: 2-1

HEAD COACH: FORREST GREGG  
REGULAR-SEASON RECORD: 12-4  
(1ST IN AFC CENTRAL)

DATE	W-L	SCORE	OPPONENT	ATTENDANCE
1-3-82**	W	28-21	BUFFALO	55,420
1-10-82***	W	27-7	SAN DIEGO	46,302
1-24-82#	L	21-26	VS. SAN FRANCISCO	81,270

\*\* AFC Divisional Playoff

\*\*\* AFC Championship

# Super Bowl XVI (at Pontiac, Mich.)

### TEAM STATISTICS BENGALS OPPONENTS

TOTAL FIRST DOWNS.....	65	59
Rushing.....	26	31
Passing.....	33	24
Penalty.....	6	4
3rd Down: Made-Att.....	17-34	16-36
3rd Down: Pct.....	50.0	44.4
4th Down: Made-Att.....	1-2	0-0
4th Down: Pct.....	50.0	—
POSSESSION AVG.....	30:28	29:32
TOTAL NET YARDS.....	979	912
Avg. Per Game.....	326.3	304.0
Total Plays.....	180	183
Avg. Per Play.....	5.4	5.0
NET YARDS RUSHING.....	351	389
Avg. Per Game.....	117.0	129.7
Total Rushes.....	93	99
NET YARDS PASSING.....	628	523
Avg. Per Game.....	209.3	174.3
Sacked-Yards Lost.....	9-39	3-21
Gross Yards.....	667	544
Att.-Completions.....	78-54	81-44
Completion Pct.....	69.2	54.3
Had Intercepted.....	2	4
PUNTS-AVG.....	10-40.1	9-41.1
Net Punting Avg.....	36.0	34.2
PENALTIES-YARDS.....	16-126	16-136
FUMBLES-BALLS LOST.....	5-3	6-3
TOUCHDOWNS.....	10	6
Rushing.....	5	3
Passing.....	5	3
Returns.....	0	0

### SCORE BY PERIODS

	1	2	3	4	OT	PTS
BENGALS.....	24	7	17	28	0	76
OPPONENTS.....	7	27	7	13	0	54

### SCORING

	TD	TD-R	TD-P	TD-Rt	PAT	FG	S	PTS
Jim Breech.....	0	0	0	0	10-10	2-3	0	16
Charles Alexander.....	2	2	0	0	—	—	0	12
Pete Johnson.....	2	2	0	0	—	—	0	12
Dan Ross.....	2	0	2	0	—	—	0	12
Ken Anderson.....	1	1	0	0	—	—	0	6
Don Bass.....	1	0	1	0	—	—	0	6
Cris Collinsworth.....	1	0	1	0	—	—	0	6
M.L. Harris.....	1	0	1	0	—	—	0	6
BENGALS.....	10	5	5	0	10-10	2-3	0	76
OPPONENTS.....	6	3	3	0	6-6	4-6	0	54

Two-point conversions: \*NA.

Fumbles-lost: Cris Collinsworth 2-1, Archie Griffin 1-1, Dan Ross 1-1, Pete Johnson 1-0. BENGALS 5-3, OPPONENTS 6-3.

PASSING	ATT	CMP	YDS	CMP%	YDS/ATT	TD	TD%	INT	INT%	LG	SKD-YDS	RAT
Ken Anderson.....	77	53	653	68.8	8.48	5	6.5	2	2.6	49	9-39	105.6
Jack Thompson.....	1	1	14	100.0	14.00	0	0.0	0	0.0	14	0-0	118.8
BENGALS.....	78	54	667	69.2	8.55	5	6.4	2	2.6	49	9-39	106.1
OPPONENTS.....	81	44	544	54.3	6.72	3	3.7	4	4.9	54	3-21	67.1

RUSHING	ATT	YDS	AVG	LG	TD
Pete Johnson.....	52	161	3.1	11	2
Charles Alexander.....	27	111	4.1	20t	2
Ken Anderson.....	11	69	6.3	13	1
Archie Griffin.....	2	8	4.0	4	0
Cris Collinsworth.....	1	2	2.0	2	0
BENGALS.....	93	351	3.8	20t	5
OPPONENTS.....	99	389	3.9	44t	3

RECEIVING	REC	YDS	AVG	LG	TD
Dan Ross.....	22	244	11.1	19	2
Cris Collinsworth.....	9	159	17.7	49	1
Isaac Curtis.....	6	92	15.3	22	0
Pete Johnson.....	6	45	7.5	14	0
Charles Alexander.....	6	38	6.3	16	0
Steve Kreider.....	3	78	26.0	42	0
M.L. Harris.....	1	8	8.0	8t	1
Don Bass.....	1	3	3.0	3t	1
BENGALS.....	54	667	12.4	49	5
OPPONENTS.....	44	544	12.4	54	3

INTERCEPTIONS	NO	YDS	AVG	LG	TD
Bobby Kemp.....	1	24	24.0	24	0
Bo Harris.....	1	16	16.0	16	0
Louis Breeden.....	1	0	0.0	0	0
Ken Riley.....	1	0	0.0	0	0
BENGALS.....	4	40	10.0	24	0
OPPONENTS.....	2	52	26.0	27	0

PUNTING	NO	YDS	AVG	NET	TB	IN-20	LG	BLK.
Pat McInally.....	10	401	40.1	36.0	1	2	60	0
BENGALS.....	10	401	40.1	36.0	1	2	60	0
OPPONENTS.....	9	370	41.1	34.2	0	0	50	0

PUNT RETURNS	NO	FC	YDS	AVG	LG	TD
Mike Fuller.....	5	2	62	12.4	27	0
BENGALS.....	5	2	62	12.4	27	0
OPPONENTS.....	4	1	21	5.3	7	0

KICKOFF RETURNS	NO	YDS	AVG	LG	TD
David Verser.....	10	186	18.6	40	0
Guy Frazier.....	1	0	0.0	0	0
Archie Griffin.....	1	0	0.0	0	0
BENGALS.....	12	186	15.5	40	0
OPPONENTS.....	14	254	18.1	36	0

### FIELD GOALS

	1-19	20-29	30-39	40-49	50+
Jim Breech.....	0-0	0-0	2-3	0-0	0-0
BENGALS.....	0-0	0-0	2-3	0-0	0-0
OPPONENTS.....	0-0	3-3	0-1	1-1	0-1

Jim Breech: (33B), (31G, 38G), (—).

Opponents: (—), (37S, 50S), (22G, 26G, 40G, 23G).

DEFENSE**	ST	AT	TT	SKS-YDS	INT-YDS	PD	FF	FR-YDS
Ross Browner.....	20	4	24	1-9	0-0	0	0	1-0
Reggie Williams.....	12	7	19	0-0	0-0	3	1	0-0
Bryan Hicks.....	14	4	18	0-0	0-0	2	1	0-0
Bo Harris.....	13	5	18	1-5	1-16	1	0	0-0
Glenn Cameron.....	9	9	18	0-0	0-0	3	1	0-0
Louis Breeden.....	14	1	15	0-0	1-0	7	0	0-0
Bobby Kemp.....	9	6	15	0-0	1-24	7	0	0-0
Jim LeClair.....	6	6	12	0-0	0-0	3	0	0-0
Eddie Edwards.....	5	3	8	1-7	0-0	0	0	0-0
Ken Riley.....	6	1	7	0-0	1-0	6	0	0-0
Wilson Whitley.....	4	3	7	0-0	0-0	0	0	0-0
Ray Griffin.....	6	0	6	0-0	0-0	1	0	0-0
Tom Dinkel.....	3	3	6	0-0	0-0	0	0	0-0
Rick Razzano.....	4	0	4	0-0	0-0	0	1	0-0
Mike St. Clair.....	2	2	4	0-0	0-0	0	0	0-0
Oliver Davis.....	1	2	3	0-0	0-0	0	0	0-0
Mike Fuller.....	2	0	2	0-0	0-0	0	0	0-0
Guy Frazier.....	1	1	2	0-0	0-0	0	0	0-0
John Simmons.....	1	1	2	0-0	0-0	0	0	1-0
Jim Breech.....	1	0	1	0-0	0-0	0	0	0-0
Jim Hargrove.....	1	0	1	0-0	0-0	0	0	0-0
Max Montoya.....	1	0	1	0-0	0-0	0	1	0-0
David Verser.....	1	0	1	0-0	0-0	0	0	0-0
Mike Wilson.....	1	0	1	0-0	0-0	0	0	0-0
Blair Bush.....	0	1	1	0-0	0-0	0	0	0-0
Don Bass.....	0	0	0	0-0	0-0	1	0	1-0

### BLOCKED KICKS

	BP	BFG	BXP
(none).....	0	0	0

\* NOTE: The two-point conversion was not instituted in the NFL until 1994.

\*\* NOTE: It was not standard practice to separate the three types of defensive statistics — defense, special teams and miscellaneous — until 1988. Thus, the defensive statistics listed above include the combined totals of all three types. All defensive statistics above are press box statistics produced at the games.

# 1982 POSTSEASON STATISTICS

## POSTSEASON RECORD: 0-1

HEAD COACH: FORREST GREGG  
REGULAR-SEASON RECORD: 7-2  
(3RD IN AFC)

DATE	W-L	SCORE	OPPONENT	ATTENDANCE
1-9-83+	L	17-44	N.Y. JETS	57,560

+ AFC First-Round Playoff (Super Bowl Tournament)

TEAM STATISTICS		BENGALS	OPPONENTS
TOTAL FIRST DOWNS	.....23	27	
Rushing	.....3	12	
Passing	.....18	13	
Penalty	.....2	2	
3rd Down: Made-Att	.....7-10	6-9	
3rd Down: Pct	.....70.0	66.7	
4th Down: Made-Att	.....0-0	0-0	
4th Down: Pct	.....—	—	
POSSESSION AVG	.....31:16	28:44	
TOTAL NET YARDS	.....395	517	
Avg. Per Game	.....395.0	517.0	
Total Plays	.....61	63	
Avg. Per Play	.....6.5	8.2	
NET YARDS RUSHING	.....62	234	
Avg. Per Game	.....62.0	234.0	
Total Rushes	.....21	34	
NET YARDS PASSING	.....333	283	
Avg. Per Game	.....333.0	283.0	
Sacked-Yards Lost	.....4-21	0-0	
Gross Yards	.....354	283	
Att.-Completions	.....36-26	29-21	
Completion Pct	.....72.2	72.4	
Had Intercepted	.....3	1	
PUNTS-AVG	.....2-43.0	0-0.0	
Net Punting Avg	.....42.0	—	
PENALTIES-YARDS	.....7-60	12-95	
FUMBLES-BALLS LOST	.....2-1	2-1	
TOUCHDOWNS	.....2	5	
Rushing	.....0	2	
Passing	.....2	2	
Returns	.....0	1	

SCORE BY PERIODS	1	2	3	4	OT	PTS
BENGALS	.....14	0	3	0	0	17
OPPONENTS	.....3	17	3	21	0	44

SCORING	TD	TD-R	TD-P	TD-RT	PAT	FG	S	PTS
Isaac Curtis	.....1	0	1	0	—	—	0	6
Dan Ross	.....1	0	1	0	—	—	0	6
Jim Breech	.....0	0	0	0	2-2	1-2	0	5
BENGALS	.....2	0	2	0	2-2	1-2	0	17
OPPONENTS	.....5	2	2	1	5-5	3-3	0	44

Two-point conversions: \*NA

Fumbles-lost: Archie Griffin 1-1, David Verser 1-0. BENGALS 2-1, OPPONENTS 2-1.

PASSING	ATT	CMP	YDS	CMP%	YDS/ATT	TD	TD%	INT	INT%	LG	SKD-YDS	RAT
Ken Anderson	.....35	26	354	74.3	10.11	2	5.7	3	8.6	53	4-21	89.5
Turk Schonert	.....1	0	0	0.0	0.0	0	0.0	0	0.0	—	0-0	39.6
BENGALS	.....36	26	354	72.2	9.83	2	5.6	3	8.3	53	4-21	87.0
OPPONENTS	.....29	21	283	72.4	9.76	2	6.9	1	3.4	49	0-0	111.7

RUSHING	ATT	YDS	AVG	LG	TD
Pete Johnson	.....9	26	2.9	14	0
Archie Griffin	.....3	17	5.7	8	0
Charles Alexander	.....7	14	2.0	6	0
Ken Anderson	.....2	5	2.5	3	0
BENGALS	.....21	62	3.0	14	0
OPPONENTS	.....34	234	6.9	35	2

RECEIVING	REC	YDS	AVG	LG	TD
Cris Collinsworth	.....7	120	17.1	53	0
Dan Ross	.....6	89	14.8	26	1
Isaac Curtis	.....3	63	21.0	32t	1
Steve Kreider	.....3	41	13.7	17	0
Archie Griffin	.....3	14	4.7	6	0
Pete Johnson	.....3	7	2.3	9	0
M.L. Harris	.....1	20	20.0	20	0
BENGALS	.....26	354	13.6	53	2
OPPONENTS	.....21	283	13.5	49	2

INTERCEPTIONS	NO	YDS	AVG	LG	TD
Ken Riley	.....1	0	0.0	0	0
BENGALS	.....1	0	0.0	0	0
OPPONENTS	.....3	138	46.0	98t	1

PUNTING	NO	YDS	AVG	NET	TB	IN-20	LG	BLK.
Pat McNally	.....2	86	43.0	42.0	0	0	45	0
BENGALS	.....2	86	43.0	42.0	0	0	45	0
OPPONENTS	.....0	0	—	—	0	0	—	0

PUNT RETURNS	NO	FC	YDS	AVG	LG	TD
(none)	.....0	0	0	—	—	0
BENGALS	.....0	0	0	—	—	0
OPPONENTS	.....1	1	2	2.0	2	0

KICKOFF RETURNS	NO	YDS	AVG	LG	TD
David Verser	.....7	116	16.6	21	0
Rodney Tate	.....1	22	22.0	22	0
BENGALS	.....8	138	17.3	22	0
OPPONENTS	.....4	69	17.3	20	0

FIELD GOALS	1-19	20-29	30-39	40-49	50+
Jim Breech	.....0-0	1-1	0-0	0-1	0-0
BENGALS	.....0-0	1-1	0-0	0-1	0-0
OPPONENTS	.....0-0	1-1	1-1	1-1	0-0

Jim Breech: (20G, 46WR).

Opponents: (32G, 24G, 47G).

DEFENSE**	ST	AT	TT	SKS-YDS	INT-YDS	PD	FF	FR-YDS
Glenn Cameron	.....8	0	8	0-0	0-0	0	0	0-0
Ross Browner	.....6	2	8	0-0	0-0	0	0	0-0
Reggie Williams	.....6	1	7	0-0	0-0	0	0	0-0
Ken Riley	.....5	1	6	0-0	1-0	1	0	0-0
Ray Griffin	.....5	0	5	0-0	0-0	0	0	0-0
Bobby Kemp	.....5	0	5	0-0	0-0	1	2	0-0
Mike Fuller	.....4	0	4	0-0	0-0	0	0	1-20
Bo Harris	.....4	0	4	0-0	0-0	0	0	0-0
Jim LeClair	.....2	2	4	0-0	0-0	0	0	0-0
Louis Breeden	.....1	2	3	0-0	0-0	0	0	0-0
Eddie Edwards	.....2	0	2	0-0	0-0	0	0	0-0
Bryan Hicks	.....2	0	2	0-0	0-0	0	0	0-0
John Simmons	.....2	0	2	0-0	0-0	0	0	0-0
Oliver Davis	.....1	0	1	0-0	0-0	0	0	0-0
Guy Frazier	.....1	0	1	0-0	0-0	0	0	0-0
Robert Jackson	.....1	0	1	0-0	0-0	0	0	0-0
Anthony Munoz	.....1	0	1	0-0	0-0	0	0	0-0
Dan Ross	.....1	0	1	0-0	0-0	0	0	0-0
David Verser	.....1	0	1	0-0	0-0	0	0	0-0
Wilson Whitley	.....1	0	1	0-0	0-0	1	0	0-0
Rick Razzano	.....0	1	1	0-0	0-0	0	0	0-0

BLOCKED KICKS	BP	BFG	BXP
(none)	.....0	0	0

\* NOTE: The two-point conversion was not instituted in the NFL until 1994.

\*\* NOTE: It was not standard practice to separate the three types of defensive statistics — defense, special teams and miscellaneous — until 1988. Thus, the defensive statistics listed above include the combined totals of all three types. All defensive statistics above are press box statistics produced at the games.

# 1988 POSTSEASON STATISTICS

## POSTSEASON RECORD: 2-1

HEAD COACH: SAM WYCHE  
REGULAR-SEASON RECORD: 12-4  
(1ST IN AFC CENTRAL)

DATE	W-L	SCORE	OPPONENT	ATTENDANCE
12-31-88**	W	21-13	SEATTLE	58,560
1-8-89***	W	21-10	BUFFALO	59,747
1-22-89##	L	16-20	vs. San Francisco	75,129

\*\* AFC Divisional Playoff

\*\*\* AFC Championship

## Super Bowl XXIII (at Miami, Fla.)

TEAM STATISTICS	BENGALS	OPPONENTS
TOTAL FIRST DOWNS.....	58	52
Rushing.....	39	9
Passing.....	16	40
Penalty.....	3	3
3rd Down: Made-Att.....	17-41	6-35
3rd Down: Pct.....	41.5	17.1
4th Down: Made-Att.....	1-3	2-5
4th Down: Pct.....	33.3	40.0
POSSESSION AVG.....	35:50	24:10
TOTAL NET YARDS.....	823	928
Avg. Per Game.....	274.3	309.3
Total Plays.....	199	186
Avg. Per Play.....	4.1	5.0
NET YARDS RUSHING.....	535	179
Avg. Per Game.....	178.3	59.7
Total Rushes.....	125	60
NET YARDS PASSING.....	288	749
Avg. Per Game.....	96.0	249.7
Sacked-Yards Lost.....	10-58	10-68
Gross Yards.....	346	817
Att.-Completions.....	64-29	116-61
Completion Pct.....	45.3	52.6
Had Intercepted.....	3	5
PUNTS-AVG.....	17-42.2	16-42.8
Net Punting Avg.....	37.1	39.8
PENALTIES-YARDS.....	13-139	14-127
FUMBLES-BALLS LOST.....	6-2	5-2
TOUCHDOWNS.....	7	5
Rushing.....	5	1
Passing.....	1	4
Returns.....	1	0

SCORE BY PERIODS	1	2	3	4	OT	PTS
BENGALS.....	14	24	10	10	0	58
OPPONENTS.....	3	10	3	27	0	43

SCORING	TD	TD-R	TD-P	TD-Rt	PAT	FG	S	PTS
Ickey Woods.....	3	0	0	0	—	—	0	18
Jim Breech.....	0	0	0	0	7-7	3-3	0	16
Stanley Wilson.....	2	2	0	0	—	—	0	12
James Brooks.....	1	0	1	0	—	—	0	6
Stanford Jennings.....	1	0	0	1	—	—	0	6
BENGALS.....	7	5	1	1	7-7	3-3	0	58
OPPONENTS.....	5	1	4	0	4-5	3-6	0	43

Two-point conversions: \*NA.

Fumbles-lost: Boomer Esiason 3-1, Ira Hillary 2-1, Rickey Dixon 1-0. BENGALS 6-2, OPPONENTS 5-2.

PASSING	ATT	CMP	YDS	CMP%	YDS/ATT	TD	TD%	INT	INT%	LG	SKD-YDS	RAT
Boomer Esiason.....	64	29	346	45.3	5.41	1	1.6	3	4.7	30	10-58	48.0
BENGALS.....	64	29	346	45.3	5.41	1	1.6	3	4.7	30	10-58	48.0
OPPONENTS.....	116	61	817	52.6	7.04	4	3.4	5	4.3	44	10-68	68.8

RUSHING	ATT	YDS	AVG	LG	TD
Ickey Woods.....	72	307	4.3	30	3
James Brooks.....	26	102	3.9	26	0
Stanley Wilson.....	12	74	6.2	20	2
Boomer Esiason.....	12	37	3.1	29	0
Stanford Jennings.....	3	15	5.0	8	0
BENGALS.....	125	535	4.3	30	5
OPPONENTS.....	60	179	3.0	13	1

RECEIVING	REC	YDS	AVG	LG	TD
Rodney Holman.....	7	82	11.7	24	0
Cris Collinsworth.....	5	75	15.0	30	0
James Brooks.....	5	62	12.4	20	1
Eddie Brown.....	4	55	13.8	23	0
Tim McGee.....	4	37	9.3	18	0
Jim Riggs.....	3	18	6.0	13	0
Ira Hillary.....	1	17	17.0	17	0
BENGALS.....	29	346	11.9	30	1
OPPONENTS.....	61	817	13.4	44	4

INTERCEPTIONS	NO	YDS	AVG	LG	TD
Eric Thomas.....	2	26	13.0	26	0
David Fulcher.....	1	0	0.0	0	0
Solomon Wilcotts.....	1	0	0.0	0	0
Lewis Billups.....	1	-3	-3.0	-3	0
BENGALS.....	5	23	4.6	26	0
OPPONENTS.....	3	25	8.3	25	0

PUNTING	NO	YDS	AVG	NET	TB	IN-20	LG	BLK.
Lee Johnson.....	17	718	42.2	37.1	0	7	63	0
BENGALS.....	17	718	42.2	37.1	0	7	63	0
OPPONENTS.....	16	684	42.8	39.8	0	2	55	0

PUNT RETURNS	NO	FC	YDS	AVG	LG	TD
Ira Hillary.....	6	1	43	7.2	16	0
Ray Horton.....	1	0	5	5.0	5	0
Rickey Dixon.....	1	0	0	0.0	0	0
BENGALS.....	8	1	48	6.0	16	0
OPPONENTS.....	9	2	88	9.8	45	0

KICKOFF RETURNS	NO	YDS	AVG	LG	TD
Stanford Jennings.....	4	154	38.5	93t	1
Ira Hillary.....	3	24	8.0	13	0
James Brooks.....	2	38	19.0	23	0
BENGALS.....	9	216	24.0	93t	1
OPPONENTS.....	11	200	18.2	26	0

FIELD GOALS	1-19	20-29	30-39	40-49	50+
Jim Breech.....	0-0	0-0	1-1	2-2	0-0
BENGALS.....	0-0	0-0	1-1	2-2	0-0
OPPONENTS.....	0-1	0-0	2-2	1-3	0-0

Jim Breech: (—), (—), (34G, 43G, 40G).

Opponents: (—), (43WL, 39G), (41G, 19WL, 32G, 49WR).

DEFENSE**	ST	AT	TT	SKS-YDS	INT-YDS	PD	FF	FR-YDS
Reggie Williams.....	13	4	17	3-21	0-0	0	0	0-0
Solomon Wilcotts.....	12	2	14	0-0	1-0	2	0	0-0
David Fulcher.....	10	3	13	1-6	1-0	4	1	0-0
Tim Krumrie.....	8	5	13	0-0	0-0	0	1	0-0
Lewis Billups.....	9	3	12	0-0	1-(-3)	7	0	0-0
Eric Thomas.....	10	1	11	0-0	2-26	10	0	0-0
Jason Buck.....	6	5	11	3-19	0-0	0	0	0-0
Barney Bussey.....	8	1	9	0-0	0-0	1	0	0-0
Leon White.....	8	1	9	0-0	0-0	0	0	0-0
Carl Zander.....	7	2	9	0-0	0-0	0	0	0-0
Ray Horton.....	6	2	8	0-0	0-0	0	1	0-0
David Grant.....	5	1	6	2-12	0-0	0	0	0-0
Leo Barker.....	4	1	5	0-0	0-0	0	0	0-0
Rickey Dixon.....	4	1	5	0-0	0-0	1	0	0-0
Joe Kelly.....	2	2	4	0-0	0-0	0	0	0-0
Jim Skow.....	2	1	3	1-10	0-0	0	0	2-0
Skip McClendon.....	2	0	2	0-0	0-0	0	0	0-0
Emmanuel King.....	0	1	1	0-0	0-0	0	0	0-0

SPECIAL TEAMS**	ST	AT	TT	FF	FR-YDS	BP	BFG	BXP
Barney Bussey.....	4	0	4	0	0-0	0	0	0
Leo Barker.....	2	2	4	0	0-0	0	0	0
Carl Parker.....	3	0	3	0	0-0	0	0	0
Ed Brady.....	2	1	3	0	0-0	0	0	0
Jim Riggs.....	2	0	2	0	0-0	0	0	0
Daryl Smith.....	2	0	2	0	0-0	0	0	0
Leon White.....	2	0	2	0	0-0	0	0	0
Ray Horton.....	1	0	1	0	0-0	0	0	0
Stanley Wilson.....	1	0	1	0	0-0	0	0	0
Stanford Jennings.....	0	1	1	0	0-0	0	0	0
Emmanuel King.....	0	1	1	0	0-0	0	0	0

MISCELLANEOUS DEFENSE**	ST	AT	TT	FF	FR-YDS
Eddie Brown.....	1	0	1	0	0-0
Rodney Holman.....	1	0	1	0	0-0

\* NOTE: The two-point conversion was not instituted in the NFL until 1994.

\*\* NOTE: All defensive statistics above are press box statistics produced at the games.

# 1990 POSTSEASON STATISTICS

## POSTSEASON RECORD: 1-1

HEAD COACH: SAM WYCHE  
REGULAR-SEASON RECORD: 9-7  
(1ST IN AFC CENTRAL)

DATE	W-L	SCORE	OPPONENT	ATTENDANCE
1-6-91*	W	41-14	HOUSTON	60,012
1-13-91**	L	10-20	at L.A. Raiders	92,045

\* AFC Wild Card Playoff  
\*\* AFC Divisional Playoff

TEAM STATISTICS	BENGALS	OPPONENTS
TOTAL FIRST DOWNS	36	33
Rushing	22	15
Passing	12	18
Penalty	2	0
3rd Down: Made-Att.	9-25	7-20
3rd Down: Pct.	36.0	35.0
4th Down: Made-Att.	2-2	1-2
4th Down: Pct.	100.0	50.0
POSSESSION AVG.	34:01	25:59
TOTAL NET YARDS	531	615
Avg. Per Game	265.5	307.5
Total Plays	117	103
Avg. Per Play	4.5	6.0
NET YARDS RUSHING	311	302
Avg. Per Game	155.5	151.0
Total Rushes	73	45
NET YARDS PASSING	220	313
Avg. Per Game	110.0	156.5
Sacked-Yards Lost	4-46	4-24
Att.-Completions	40-23	54-27
Completion Pct.	57.5	50.0
Had Intercepted	0	2
PUNTS-AVG.	8-49.1	8-41.9
Net Punting Avg.	41.8	34.1
PENALTIES-YARDS	5-45	5-33
FUMBLES-BALLS LOST	2-0	2-1
TOUCHDOWNS	6	4
Rushing	3	0
Passing	3	4
Returns	0	0

SCORE BY PERIODS	1	2	3	4	OT	PTS
BENGALS	10	13	14	14	0	51
OPPONENTS	0	7	10	17	0	34

SCORING	TD	TD-R	TD-P	TD-Rt	PAT	FG	S	PTS
Jim Breech	0	0	0	0	6-6	3-3	0	15
Eric Ball	1	1	0	0	—	—	0	6
Boomer Esiason	1	1	0	0	—	—	0	6
Harold Green	1	0	1	0	—	—	0	6
Stanford Jennings	1	0	1	0	—	—	0	6
Eric Kattus	1	0	1	0	—	—	0	6
Ickey Woods	1	1	0	0	—	—	0	6
BENGALS	6	3	3	0	6-6	3-3	0	51
OPPONENTS	4	0	4	0	4-4	2-2	0	34

Two-point conversions: \*NA.

Fumbles-lost: David Fulcher 1-0, Stanford Jennings 1-0.  
BENGALS 2-0, OPPONENTS 2-1.

PASSING	ATT	CMP	YDS	CMP%	YDS/ATT	TD	TD%	INT	INT%	LG	SKD-YDS	RAT
Boomer Esiason	35	22	254	62.9	7.26	3	8.6	0	0.0	46	4-46	113.3
Erik Wilhelm	5	1	12	20.0	2.40	0	0.0	0	0.0	12	0-0	39.6
BENGALS	40	23	266	57.5	6.65	3	7.5	0	0.0	46	4-46	102.7
OPPONENTS	54	27	337	50.0	6.24	4	7.4	2	3.7	41t	4-24	79.0

RUSHING	ATT	YDS	AVG	LG	TD
Ickey Woods	17	84	4.9	18	1
Boomer Esiason	7	68	9.7	14	1
Harold Green	11	55	5.0	12	0
Eric Ball	12	47	3.9	14	1
James Brooks	17	43	2.5	14	0
Stanford Jennings	6	16	2.7	10	0
Erik Wilhelm	3	-2	-0.7	0	0
BENGALS	73	311	4.3	18	3
OPPONENTS	45	302	6.7	34	0

RECEIVING	REC	YDS	AVG	LG	TD
Rodney Holman	4	102	25.5	46	0
Eddie Brown	4	32	8.0	15	0
Stanford Jennings	3	23	7.7	12	1
Tim McGee	3	23	7.7	19	0
Ickey Woods	3	18	6.0	9	0
Eric Kattus	2	19	9.5	10	1
Harold Green	2	15	7.5	13	1
James Brooks	1	22	22.0	22	0
Mike Barber	1	12	12.0	12	0
BENGALS	23	266	11.6	46	3
OPPONENTS	27	337	12.5	41t	4

INTERCEPTIONS	NO	YDS	AVG	LG	TD
David Fulcher	2	54	27.0	43	0
BENGALS	2	54	27.0	43	0
OPPONENTS	0	0	—	—	0

PUNTING	NO	YDS	AVG	NET	TB	IN-20	LG	BLK.
Lee Johnson	8	393	49.1	41.8	0	1	64	0
BENGALS	8	393	49.1	41.8	0	1	64	0
OPPONENTS	8	335	41.9	34.1	1	4	52	0

PUNT RETURNS	NO	FC	YDS	AVG	LG	TD
Mitchell Price	3	0	42	14.0	34	0
BENGALS	3	0	42	14.0	34	0
OPPONENTS	4	2	59	14.8	19	0

KICKOFF RETURNS	NO	YDS	AVG	LG	TD
Stanford Jennings	4	86	21.5	30	0
Eric Ball	2	42	21.0	28	0
Eddie Brown	1	12	12.0	12	0
BENGALS	7	140	20.0	30	0
OPPONENTS	7	132	18.9	37	0

FIELD GOALS	1-19	20-29	30-39	40-49	50+
Jim Breech	0-0	2-2	1-1	0-0	0-0
BENGALS	0-0	2-2	1-1	0-0	0-0
OPPONENTS	0-0	1-1	0-0	1-1	0-0

Jim Breech: (27G, 30G), (27G).

Opponents: (—), (49G, 25G).

DEFENSE**	ST	AT	TT	SKS-YDS	INT-YDS	PD	FF	FR-YDS
Barney Bussey	12	0	12	0-0	0-0	0	0	0-0
Eric Thomas	8	1	9	0-0	0-0	1	0	0-0
David Grant	7	2	9	1-5	0-0	2	0	0-0
David Fulcher	5	4	9	0-0	2-54	4	0	0-0
James Francis	6	2	8	0-0	0-0	1	0	1-0
Tim Krumrie	6	1	7	0-0	0-0	0	0	0-0
Kevin Walker	4	1	5	0-0	0-0	0	0	0-0
Carl Zander	4	1	5	1-10	0-0	1	0	0-0
Lewis Billups	4	0	4	0-0	0-0	1	0	0-0
Rod Jones	3	1	4	0-0	0-0	1	0	0-0
Skip McClendon	3	1	4	0-0	0-0	0	0	0-0
Leon White	3	0	3	0-0	0-0	0	0	0-0
Solomon Wilcotts	1	1	2	0-0	0-0	1	0	0-0
Jason Buck	1	0	1	1-3	0-0	0	0	0-0
Carl Carter	1	0	1	0-0	0-0	0	0	0-0
(team)	—	—	—	1-6	—	—	—	—

SPECIAL TEAMS**	ST	AT	TT	FF	FR-YDS	BP	BFG	BXP
Ed Brady	3	0	3	0	0-0	0	0	0
Carl Zander	1	1	2	0	0-0	0	0	0
Eric Ball	1	0	1	0	0-0	0	0	0
Leo Barker	1	0	1	0	0-0	0	0	0
Barney Bussey	1	0	1	0	0-0	0	0	0
Carl Carter	1	0	1	0	0-0	0	0	0
Mitchell Price	1	0	1	0	0-0	0	0	0
Natu Tuatagaloa	1	0	1	0	0-0	0	0	0
Kevin Walker	0	1	1	0	0-0	0	0	0

MISCELLANEOUS DEFENSE**	ST	AT	TT	FF	FR-YDS
(none)	0	0	0	0	0-0

\* NOTE: The two-point conversion was not instituted in the NFL until 1994.

\*\* NOTE: All defensive statistics above are press box statistics produced at the games.



# 2005 POSTSEASON STATISTICS

## POSTSEASON RECORD: 0-1

HEAD COACH: MARVIN LEWIS  
REGULAR-SEASON RECORD: 11-5  
(1ST IN AFC NORTH)

DATE	W-L	SCORE	OPPONENT	ATTENDANCE
1-8-06*	L	17-31	PITTSBURGH	65,870

\* AFC Wild Card Playoff

TEAM STATISTICS	BENGALS	OPPONENTS
TOTAL FIRST DOWNS.....	19	19
Rushing.....	4	9
Passing.....	13	8
Penalty.....	2	2
3rd Down: Made-Att.....	9-16	6-11
3rd Down Pct. ....	56.3	54.5
4th Down: Made-Att.....	0-1	0-0
4th Down Pct. ....	0.0	—
POSSESSION AVG.....	31:03	28:57
TOTAL NET YARDS.....	327	346
Avg. Per Game.....	327.0	346.0
Total Plays.....	65	56
Avg. Per Play.....	5.0	6.2
NET YARDS RUSHING.....	84	144
Avg. Per Game.....	84.0	144.0
Total Rushes.....	20	34
NET YARDS PASSING.....	243	202
Avg. Per Game.....	243.0	202.0
Sacked-Yards Lost.....	4-20	1-6
Gross Yards.....	263	208
Att.-Completions.....	41-25	21-14
Completion Pct. ....	66.7	66.7
Had Intercepted.....	2	0
PUNTS-AVG.....	3-43.7	3-47.0
Net Punting Avg. ....	36.7	35.3
PENALTIES-YARDS.....	7-90	6-39
FUMBLES-BALLS LOST.....	2-0	0-0
TOUCHDOWNS.....	2	4
Rushing.....	1	1
Passing.....	1	3
Returns.....	0	0

SCORE BY PERIODS	1	2	3	4	OT	PTS
BENGALS.....	10	7	0	0	0	17
OPPONENTS.....	0	14	14	3	0	31

SCORING	TD	TD-R	TD-P	TD-RT	K-PAT	FG	S	PTS
T.J. Houshmandzadeh.....	1	0	1	0	—	—	0	6
Rudi Johnson.....	1	1	0	0	—	—	0	6
Shayne Graham.....	0	0	0	0	2-2	1-1	0	5
BENGALS.....	2	1	1	0	2-2	1-1	0	17
OPPONENTS.....	4	1	3	0	4-4	1-1	0	31

Two-point conversions: None. BENGALS 0-0 (0-0 R, 0-0 P),  
OPPONENTS 0-0 (0-0 R, 0-0 P).

Fumbles-lost: Jon Kitna 1-0, Brad St. Louis 1-0. BENGALS 2-0,  
OPPONENTS 0-0.

PASSING	ATT	CMP	YDS	CMP%	YDS/ATT	TD	TD%	INT	INT%	LG	SKD-YDS	RAT
Jon Kitna.....	40	24	197	60.0	4.93	1	2.5	2	5.0	24	4-20	60.1
Carson Palmer.....	1	1	66	100.0	66.00	0	0.0	0	0.0	66	0-0	118.8
BENGALS.....	41	25	263	61.0	6.41	1	2.4	2	4.9	66	4-20	67.4
OPPONENTS.....	21	14	208	66.7	9.90	3	14.3	0	0.0	54	1-6	138.5

RUSHING	ATT	YDS	AVG	LG	TD
Rudi Johnson.....	13	56	4.3	20t	1
Jon Kitna.....	4	25	6.3	12	0
Chris Perry.....	2	3	1.5	2	0
Kyle Larson.....	1	0	0.0	0	0
BENGALS.....	20	84	4.2	20t	1
OPPONENTS.....	34	144	4.2	26	1

RECEIVING	REC	YDS	AVG	LG	TD
Chris Perry.....	6	11	1.8	6	0
Kevin Walter.....	5	73	14.6	24	0
Chad Johnson.....	4	59	14.8	24	0
T.J. Houshmandzadeh.....	4	25	6.3	8	1
Rudi Johnson.....	2	14	7.0	11	0
Matt Schobel.....	2	11	5.5	8	0
Chris Henry.....	1	66	66.0	66	0
Reggie Kelly.....	1	4	4.0	4	0
BENGALS.....	25	263	10.5	66	1
OPPONENTS.....	14	208	14.9	54	3

INTERCEPTIONS	NO	YDS	AVG	LG	TD
(none).....	0	0	—	—	0
BENGALS.....	0	0	—	—	0
OPPONENTS.....	2	31	15.5	22	0

PUNTING	NO	YDS	AVG	NET	TB	IN-20	LG	BLK.
Kyle Larson.....	3	131	43.7	36.7	0	0	51	0
BENGALS.....	3	131	43.7	36.7	0	0	51	0
OPPONENTS.....	3	141	47.0	35.3	1	1	49	0

PUNT RETURNS	NO	FC	YDS	AVG	LG	TD
Keiwan Ratliff.....	2	0	15	7.5	8	0
BENGALS.....	2	0	15	7.5	8	0
OPPONENTS.....	2	0	21	10.5	14	0

KICKOFF RETURNS	NO	YDS	AVG	LG	TD
Tab Perry.....	5	119	23.8	32	0
Kevin Walter.....	1	8	8.0	8	0
BENGALS.....	6	127	21.2	32	0
OPPONENTS.....	4	94	23.5	36	0

FIELD GOALS	1-19	20-29	30-39	40-49	50+
Shayne Graham.....	0-0	1-1	0-0	0-0	0-0
BENGALS.....	0-0	1-1	0-0	0-0	0-0
OPPONENTS.....	0-0	1-1	0-0	0-0	0-0

Shayne Graham: (23G).

Opponents: (21G).

DEFENSE*	ST	AT	TT	SKS-YDS	INT-YDS	PD	FF	FR-YDS
David Pollack.....	5	3	8	1-6	0-0	0	0	0-0
Odell Thurman.....	3	5	8	0-0	0-0	0	0	0-0
Kevin Kaesviharn.....	4	2	6	0-0	0-0	0	0	0-0
Ifeanyi Ohailete.....	4	0	4	0-0	0-0	0	0	0-0
Deltha O'Neal.....	4	0	4	0-0	0-0	1	0	0-0
Tory James.....	3	1	4	0-0	0-0	0	0	0-0
Brian Simmons.....	3	1	4	0-0	0-0	0	0	0-0
Justin Smith.....	3	1	4	0-0	0-0	0	0	0-0
Robert Geathers.....	2	0	2	0-0	0-0	1	0	0-0
Landon Johnson.....	0	2	2	0-0	0-0	0	0	0-0
Bryan Robinson.....	1	0	1	0-0	0-0	0	0	0-0
Rashad Bauman.....	0	1	1	0-0	0-0	0	0	0-0
Hannibal Navies.....	0	1	1	0-0	0-0	0	0	0-0
Shaun Smith.....	0	1	1	0-0	0-0	0	0	0-0

SPECIAL TEAMS*	ST	AT	TT	FF	FR-YDS	BP	BFG	BXP
Tony Stewart.....	2	0	2	0	0-0	0	0	0
Patrick Body.....	1	0	1	0	0-0	0	0	0
Shayne Graham.....	1	0	1	0	0-0	0	0	0
Anthony Mitchell.....	1	0	1	0	0-0	0	0	0
Marcus Wilkins.....	1	0	1	0	0-0	0	0	0

MISCELLANEOUS DEFENSE*	ST	AT	TT	FF	FR-YDS
T.J. Houshmandzadeh.....	2	0	2	0	0-0

\* NOTE: All defensive statistics above are press box statistics produced at the games.

# 2009 POSTSEASON STATISTICS

## POSTSEASON RECORD: 0-1

HEAD COACH: MARVIN LEWIS  
REGULAR-SEASON RECORD: 10-6  
(1ST IN AFC NORTH)

DATE	W-L	SCORE	OPPONENT	ATTENDANCE
1-9-10*	L	14-24	N.Y. JETS	63,686

\* AFC Wild Card Playoff

TEAM STATISTICS	BENGALS	OPPONENTS
TOTAL FIRST DOWNS.....	18	15
Rushing.....	6	7
Passing.....	7	8
Penalty.....	5	0
3rd Down: Made-Att.....	5-14	3-12
3rd Down Pct.....	35.7	25.0
4th Down: Made-Att.....	0-1	0-0
4th Down Pct.....	0.0	—
POSSESSION AVG.....	26:58	33:02
TOTAL NET YARDS.....	281	353
Avg. Per Game.....	281.0	353.0
Total Plays.....	61	56
Avg. Per Play.....	4.6	6.3
NET YARDS RUSHING.....	171	171
Avg. Per Game.....	171.0	171.0
Total Rushes.....	22	41
NET YARDS PASSING.....	110	182
Avg. Per Game.....	110.0	182.0
Sacked-Yards Lost.....	3-36	0-0
Gross Yards.....	146	182
Att.-Completions.....	36-18	15-12
Completion Pct.....	50.0	80.0
Had Intercepted.....	1	0
PUNTS-AVG.....	4-48.0	7-31.4
Net Punting Avg.....	36.5	28.1
PENALTIES-YARDS.....	6-55	9-76
FUMBLES-BALLS LOST.....	2-1	0-0
TOUCHDOWNS.....	2	3
Rushing.....	1	2
Passing.....	1	1
Returns.....	0	0

SCORE BY PERIODS	1	2	3	4	OT	PTS
BENGALS.....	7	0	0	7	0	14
OPPONENTS.....	0	14	7	3	0	24

SCORING	TD	TD-R	TD-P	TD-RT	K-PAT	FG	S	PTS
Cedric Benson.....	1	1	0	0	—	—	0	6
Laveranues Coles.....	1	0	1	0	—	—	0	6
Shayne Graham.....	0	0	0	0	2-2	0-2	0	2
BENGALS.....	2	1	1	0	2-2	0-2	0	14
OPPONENTS.....	3	2	1	0	3-3	1-1	0	24

Two-point conversions: BENGALS 0-0 (0-0 R, 0-0 P),  
OPPONENTS 0-0 (0-0 R, 0-0 P).

Fumbles-lost: Laveranues Coles 1-1, Carson Palmer 1-0.  
BENGALS 2-1, OPPONENTS 0-0.

PASSING	ATT	CMP	YDS	CMP%	YDS/ATT	TD	TD%	INT	INT%	LG	SKD-YDS	RAT
Carson Palmer.....	36	18	146	50.0	4.06	1	2.8	1	2.8	19	3-36	58.3
BENGALS.....	36	18	146	50.0	4.06	1	2.8	1	2.8	19	3-36	58.3
OPPONENTS.....	15	12	182	80.0	12.13	1	6.7	0	0.0	45t	0-0	139.4

RUSHING	ATT	YDS	AVG	LG	TD
Cedric Benson.....	21	169	8.0	47t	1
Carson Palmer.....	1	2	2.0	2	0
BENGALS.....	22	171	7.8	47t	1
OPPONENTS.....	41	171	4.2	39t	2

RECEIVING	REC	YDS	AVG	LG	TD
Laveranues Coles.....	6	48	8.0	13	1
Quan Cosby.....	3	26	8.7	14	0
Cedric Benson.....	3	12	4.0	5	0
Chad Johnson.....	2	28	14.0	19	0
Andre Caldwell.....	2	25	12.5	13	0
Brian Leonard.....	2	7	3.5	6	0
BENGALS.....	18	146	8.1	19	1
OPPONENTS.....	12	182	15.2	45t	1

INTERCEPTIONS	NO	YDS	AVG	LG	TD
(none).....	0	0	—	—	0
BENGALS.....	0	0	—	—	0
OPPONENTS.....	1	20	20.0	20	0

PUNTING	NO	YDS	AVG	NET	TB	IN-20	LG	BLK
Kevin Huber.....	4	192	48.0	36.5	1	0	56	0
BENGALS.....	4	192	48.0	36.5	1	0	56	0
OPPONENTS.....	7	220	31.4	28.1	0	3	37	0

PUNT RETURNS	NO	FC	YDS	AVG	LG	TD
Rico Murray.....	1	0	23	23.0	23	0
Quan Cosby.....	0	3	0	—	—	0
BENGALS.....	1	3	23	23.0	23	0
OPPONENTS.....	2	1	26	13.0	15	0

KICKOFF RETURNS	NO	YDS	AVG	LG	TD
Brian Leonard.....	3	54	18.0	25	0
Bernard Scott.....	2	74	37.0	56	0
BENGALS.....	5	128	25.6	56	0
OPPONENTS.....	3	56	18.7	31	0

FIELD GOALS	1-19	20-29	30-39	40-49	50+
Shayne Graham.....	0-0	0-1	0-1	0-0	0-0
BENGALS.....	0-0	0-1	0-1	0-0	0-0
OPPONENTS.....	0-0	1-1	0-0	0-0	0-0

Shayne Graham: (35WL, 28WR).

Opponents: (20G).

DEFENSE*	ST	AT	TT	SKS-YDS	INT-YDS	PD	FF	FR-YDS
Chinedum Ndukwe.....	7	3	10	0-0	0-0	0	0	0-0
Dhani Jones.....	4	3	7	0-0	0-0	0	0	0-0
Leon Hall.....	4	2	6	0-0	0-0	0	0	0-0
Johnathan Joseph.....	3	2	5	0-0	0-0	0	0	0-0
Tank Johnson.....	2	3	5	0-0	0-0	0	0	0-0
Jonathan Fanene.....	4	0	4	0-0	0-0	0	0	0-0
Chris Crocker.....	3	1	4	0-0	0-0	0	0	0-0
Keith Rivers.....	3	1	4	0-0	0-0	0	0	0-0
Brandon Johnson.....	1	3	4	0-0	0-0	0	0	0-0
Domata Peko.....	1	3	4	0-0	0-0	0	0	0-0
Robert Geathers.....	1	2	3	0-0	0-0	0	0	0-0
Morgan Trent.....	1	1	2	0-0	0-0	0	0	0-0

SPECIAL TEAMS*	ST	AT	TT	FF	FR-YDS	BP	BFG	BXP
Michael Johnson.....	1	1	2	0	0-0	0	0	0
Keith Rivers.....	1	0	1	0	0-0	0	0	0
Dan Skuta.....	1	0	1	0	0-0	0	0	0
Brandon Johnson.....	0	1	1	0	0-0	0	0	0
Brian Leonard.....	0	1	1	0	0-0	0	0	0
Morgan Trent.....	0	1	1	0	0-0	0	0	0

MISCELLANEOUS DEFENSE*	ST	AT	TT	FF	FR-YDS
J.P. Foschi.....	1	0	1	0	0-0
Dennis Roland.....	1	0	1	0	0-0

\* NOTE: All defensive statistics above are press box statistics produced at the games.

# 2011 POSTSEASON STATISTICS

## POSTSEASON RECORD: 0-1

HEAD COACH: MARVIN LEWIS  
REGULAR-SEASON RECORD: 9-7  
(3RD IN AFC NORTH; WILD CARD QUALIFIER)

DATE	W-L	SCORE	OPPONENT	ATTENDANCE
1-7-12*	L	10-31	at Houston	71,725

\* AFC Wild Card Playoff

TEAM STATISTICS	BENGALS	OPPONENTS
TOTAL FIRST DOWNS.....	21	19
Rushing.....	8	9
Passing.....	11	9
Penalty.....	2	1
3rd Down: Made-Att.....	6-13	6-12
3rd Down Pct.....	46.2	50.0
4th Down: Made-Att.....	0-2	0-0
4th Down Pct.....	0.0	—
POSSESSION AVG.....	30:17	29:43
TOTAL NET YARDS.....	300	340
Avg. Per Game.....	300.0	340.0
Total Plays.....	65	57
Avg. Per Play.....	4.6	6.0
NET YARDS RUSHING.....	76	188
Avg. Per Game.....	76.0	188.0
Total Rushes.....	19	35
NET YARDS PASSING.....	224	152
Avg. Per Game.....	224.0	152.0
Sacked-Yards Lost.....	4-33	2-7
Gross Yards.....	257	159
Att.-Completions.....	42-27	20-11
Completion Pct.....	64.3	55.0
Had Intercepted.....	3	0
PUNTS-AVG.....	3-48.3	5-50.2
Net Punting Avg.....	44.3	42.2
PENALTIES-YARDS.....	3-25	5-87
FUMBLES-BALLS LOST.....	1-0	0-0
TOUCHDOWNS.....	1	4
Rushing.....	1	2
Passing.....	0	1
Returns.....	0	1

SCORE BY PERIODS	1	2	3	4	OT	PTS
BENGALS.....	7	3	0	0	0	10
OPPONENTS.....	7	10	7	7	0	31

SCORING	TD	TD-R	TD-P	TD-RT	K-PAT	FG	S	PTS
Cedric Benson.....	1	1	0	0	—	—	0	6
Mike Nugent.....	0	0	0	0	1-1	1-2	0	4
BENGALS.....	1	1	0	0	1-1	1-2	0	10
OPPONENTS.....	4	2	1	1	4-4	1-1	0	31

Two-point conversions: None. BENGALS 0-0 (0-0 R, 0-0 P),  
OPPONENTS 0-0 (0-0 R, 0-0 P).

Fumbles-lost: Andy Dalton 1-0. BENGALS 1-0, OPPONENTS 0-0.

PASSING	ATT	CMP	YDS	CMP%	YDS/ATT	TD	TD%	INT	INT%	LG	SKD-YDS	RAT
Andy Dalton.....	42	27	257	64.3	6.12	0	0.0	3	7.1	36	4-33	51.4
BENGALS.....	42	27	257	64.3	6.12	0	0.0	3	7.1	36	4-33	51.4
OPPONENTS.....	20	11	159	55.0	7.95	1	5.0	0	0.0	40t	2-7	97.7

RUSHING	ATT	YDS	AVG	LG	TD
Brian Leonard.....	3	34	11.3	19	0
Andy Dalton.....	3	17	5.7	15	0
Cedric Benson.....	7	14	2.0	7	1
Bernard Scott.....	6	11	1.8	4	0
BENGALS.....	19	76	4.0	19	1
OPPONENTS.....	35	188	5.4	42t	2

RECEIVING	REC	YDS	AVG	LG	TD
Brian Leonard.....	6	36	6.0	16	0
A.J. Green.....	5	47	9.4	21	0
Jermaine Gresham.....	5	46	9.2	16	0
Jerome Simpson.....	3	33	11.0	16	0
Bernard Scott.....	3	29	9.7	11	0
Ryan Whalen.....	2	24	12.0	20	0
Donald Lee.....	1	36	36.0	36	0
Andrew Hawkins.....	1	8	8.0	8	0
Cedric Benson.....	1	-2	-2.0	-2	0
BENGALS.....	27	257	9.5	36	0
OPPONENTS.....	11	159	14.5	40t	1

INTERCEPTIONS	NO	YDS	AVG	LG	TD
(none).....	0	0	—	—	0
BENGALS.....	0	0	—	—	0
OPPONENTS.....	3	28	9.3	29t	1

PUNTING	NO	YDS	AVG	NET	TB	IN-20	LG	BLK.
Kevin Huber.....	3	145	48.3	44.3	0	1	55	0
BENGALS.....	3	145	48.3	44.3	0	1	55	0
OPPONENTS.....	5	251	50.2	42.2	1	2	56	0

PUNT RETURNS	NO	FC	YDS	AVG	LG	TD
Brandon Tate.....	3	1	20	6.7	8	0
BENGALS.....	3	1	20	6.7	8	0
OPPONENTS.....	3	0	12	4.0	7	0

KICKOFF RETURNS	NO	YDS	AVG	LG	TD
Brandon Tate.....	1	22	22.0	22	0
BENGALS.....	1	22	22.0	22	0
OPPONENTS.....	0	0	—	—	0

FIELD GOALS	1-19	20-29	30-39	40-49	50+
Mike Nugent.....	0-0	0-0	1-1	0-0	0-1
BENGALS.....	0-0	0-0	1-1	0-0	0-1
OPPONENTS.....	0-0	0-0	1-1	0-0	0-0

Mike Nugent: (50WR, 37G).

Opponents: (39G).

DEFENSE*	ST	AT	TT	SKS-YDS	INT-YDS	PD	FF	FR-YDS
Thomas Howard.....	6	0	6	0-0	0-0	0	0	0-0
Jonathan Fanene.....	5	1	6	0-0	0-0	1	0	0-0
Reggie Nelson.....	5	1	6	1-7	0-0	0	0	0-0
Manny Lawson.....	4	1	5	0-0	0-0	0	0	0-0
Adam Jones.....	4	0	4	0-0	0-0	0	0	0-0
Domata Peko.....	4	0	4	0-0	0-0	0	0	0-0
Geno Atkins.....	3	1	4	1-0	0-0	0	0	0-0
Nate Clements.....	3	0	3	0-0	0-0	1	0	0-0
Robert Geathers.....	2	1	3	0-0	0-0	0	0	0-0
Rey Mauluga.....	1	2	3	0-0	0-0	0	0	0-0
Chris Crocker.....	2	0	2	0-0	0-0	1	0	0-0
Kelly Jennings.....	2	0	2	0-0	0-0	0	0	0-0
Frostee Rucker.....	1	1	2	0-0	0-0	0	0	0-0
Carlos Dunlap.....	1	0	1	0-0	0-0	0	0	0-0
Dan Skuta.....	1	0	1	0-0	0-0	0	0	0-0

SPECIAL TEAMS*	ST	AT	TT	FF	FR-YDS	BP	BFG	BXP
Clark Harris.....	1	0	1	0	0-0	0	0	0
Jerome Miles.....	1	0	1	0	0-0	0	0	0
Gibril Wilson.....	1	0	1	0	0-0	0	0	0

MISCELLANEOUS DEFENSE*	ST	AT	TT	FF	FR-YDS
(none).....	0	0	0	0	0-0

\* NOTE: All defensive statistics above are press box statistics produced at the games.

# 2012 POSTSEASON STATISTICS

## POSTSEASON RECORD: 0-1

HEAD COACH: MARVIN LEWIS  
REGULAR-SEASON RECORD: 10-6  
(2ND IN AFC NORTH; WILD CARD QUALIFIER)

DATE	W-L	SCORE	OPPONENT	ATTENDANCE
1-5-13*	L	13-19	at Houston	71,738

\* AFC Wild Card Playoff

TEAM STATISTICS	BENGALS	OPPONENTS
TOTAL FIRST DOWNS.....	12	24
Rushing.....	5	8
Passing.....	5	13
Penalty.....	2	3
3rd Down: Made-Att.....	0-9	8-17
3rd Down Pct.....	0.0	47.1
4th Down: Made-Att.....	1-2	0-1
4th Down Pct.....	0.0	0.0
POSSESSION AVG.....	21:11	38:49
TOTAL NET YARDS.....	198	420
Avg. Per Game.....	198.0	420.0
Total Plays.....	48	77
Avg. Per Play.....	4.1	5.5
NET YARDS RUSHING.....	80	158
Avg. Per Game.....	80.0	158.0
Total Rushes.....	16	39
NET YARDS PASSING.....	118	262
Avg. Per Game.....	118.0	262.0
Sacked-Yards Lost.....	2-9	0-0
Gross Yards.....	127	262
Att.-Completions.....	30-14	38-29
Completion Pct.....	46.7	76.3
Had Intercepted.....	1	1
PUNTS-AVG.....	5-46.6	3-42.0
Net Punting Avg.....	43.8	38.0
PENALTIES-YARDS.....	5-51	7-55
FUMBLES-BALLS LOST.....	1-0	0-0
TOUCHDOWNS.....	1	1
Rushing.....	0	1
Passing.....	0	0
Returns.....	1	0

SCORE BY PERIODS	1	2	3	4	OT	PTS
BENGALS.....	0	7	3	3	0	13
OPPONENTS.....	3	6	7	3	0	19

SCORING	TD	TD-R	TD-P	TD-RT	K-PAT	FG	S	PTS
Josh Brown.....	0	0	0	0	1-1	2-2	0	7
Leon Hall.....	1	0	0	1	—	—	0	6
BENGALS.....	1	0	0	1	1-1	2-2	0	13
OPPONENTS.....	1	1	0	0	1-1	4-4	0	19

Two-point conversions: None. BENGALS 0-0 (0-0 R, 0-0 P),  
OPPONENTS 0-0 (0-0 R, 0-0 P).

Fumbles-lost: Brandon Tate 1-0. BENGALS 1-0, OPPONENTS  
0-0.

PASSING	ATT	CMP	YDS	CMP%	YDS/ATT	TD	TD%	INT	INT%	LG	SKD-YDS	RAT
Andy Dalton.....	30	14	127	46.7	4.23	0	0.0	1	3.3	45	2-9	44.7
BENGALS.....	30	14	127	46.7	4.23	0	0.0	1	3.3	45	2-9	44.7
OPPONENTS.....	38	29	262	76.3	6.89	0	0.0	1	2.6	22	0-0	83.4

RUSHING	ATT	YDS	AVG	LG	TD
BenJarvus Green-Ellis.....	11	63	5.7	29	0
Andy Dalton.....	4	15	3.8	12	0
Brian Leonard.....	1	2	2.0	2	0
BENGALS.....	16	80	5.0	29	0
OPPONENTS.....	39	158	4.1	17	1

RECEIVING	REC	YDS	AVG	LG	TD
A.J. Green.....	5	80	16.0	45	0
Marvin Jones.....	3	34	11.3	15	0
Andrew Hawkins.....	2	15	7.5	8	0
Jermaine Gresham.....	2	7	3.5	6	0
BenJarvus Green-Ellis.....	2	-9	-4.5	-3	0
BENGALS.....	14	127	9.1	45	0
OPPONENTS.....	29	262	9.0	22	0

INTERCEPTIONS	NO	YDS	AVG	LG	TD
Leon Hall.....	1	21	21.0	21	1
BENGALS.....	1	21	21.0	21	1
OPPONENTS.....	1	14	14.0	14	0

PUNTING	NO	YDS	AVG	NET	TB	IN-20	LG	BLK
Kevin Huber.....	5	233	46.6	43.8	0	3	53	0
BENGALS.....	5	233	46.6	43.8	0	3	53	0
OPPONENTS.....	3	126	42.0	38.0	0	1	48	0

PUNT RETURNS	NO	FC	YDS	AVG	LG	TD
Brandon Tate.....	2	0	12	6.0	12	0
Adam Jones.....	1	0	0	0.0	0	0
BENGALS.....	3	0	12	4.0	12	0
OPPONENTS.....	2	3	14	7.0	11	0

KICKOFF RETURNS	NO	YDS	AVG	LG	TD
Adam Jones.....	4	103	25.8	34	0
Cedric Peerman.....	1	10	10.0	10	0
Brandon Tate.....	1	43	43.0	43	0
BENGALS.....	6	156	26.0	43	0
OPPONENTS.....	2	47	23.5	26	0

FIELD GOALS	1-19	20-29	30-39	40-49	50+
Josh Brown.....	0-0	0-0	1-1	1-1	0-0
BENGALS.....	0-0	0-0	1-1	1-1	0-0
OPPONENTS.....	0-0	3-3	0-0	1-1	0-0

Josh Brown: (34G, 47G).

Opponents: (48G, 27G, 22G, 24G).

DEFENSE*	ST	AT	TT	SKS-YDS	INT-YDS	PD	FF	FR-YDS
Reggie Nelson.....	9	1	10	0-0	0-0	0	0	0-0
Rey Mualuga.....	6	4	10	0-0	0-0	0	0	0-0
Nate Clements.....	8	1	9	0-0	0-0	0	0	0-0
Terence Newman.....	7	0	7	0-0	0-0	1	0	0-0
Vontaze Burfict.....	4	2	6	0-0	0-0	0	0	0-0
Leon Hall.....	4	0	4	0-0	1-21	1	0	0-0
Pat Sims.....	4	0	4	0-0	0-0	0	0	0-0
Domata Peko.....	3	1	4	0-0	0-0	0	0	0-0
Robert Geathers.....	2	2	4	0-0	0-0	0	0	0-0
Carlos Dunlap.....	2	1	3	0-0	0-0	0	0	0-0
Geno Atkins.....	1	2	3	0-0	0-0	0	0	0-0
Manny Lawson.....	2	0	2	0-0	0-0	0	0	0-0
Michael Johnson.....	1	1	2	0-0	0-0	0	0	0-0
Emmanuel Lamur.....	1	1	2	0-0	0-0	0	0	0-0
Adam Jones.....	1	0	1	0-0	0-0	1	0	0-0
Dan Skuta.....	1	0	1	0-0	0-0	0	0	0-0
Wallace Gilberry.....	0	1	1	0-0	0-0	0	0	0-0

SPECIAL TEAMS*	ST	AT	TT	FF	FR-YDS	BP	BFG	BXP
Ryan Whalen.....	2	0	2	0	0-0	0	0	0
Clark Harris.....	1	0	1	0	0-0	0	0	0
Cedric Peerman.....	1	0	1	0	0-0	0	0	0

MISCELLANEOUS DEFENSE*	ST	AT	TT	FF	FR-YDS
Clint Boling.....	1	0	1	0	0-0

\* NOTE: All defensive statistics above are press box statistics produced at the games.

# 2013 POSTSEASON STATISTICS

## POSTSEASON RECORD: 0-1

HEAD COACH: MARVIN LEWIS  
REGULAR-SEASON RECORD: 11-5  
(1ST IN AFC NORTH)

DATE	W-L	SCORE	OPPONENT	ATTENDANCE
1-5-14*	L	10-27	SAN DIEGO	62,277

\* AFC Wild Card Playoff

TEAM STATISTICS	BENGALS	OPPONENTS
TOTAL FIRST DOWNS.....	27	16
Rushing.....	6	6
Passing.....	20	9
Penalty.....	1	1
3rd Down: Made-Att.....	3-12	4-12
3rd Down Pct.....	25.0	33.3
4th Down: Made-Att.....	1-3	0-0
4th Down Pct.....	33.3	0.0
POSSESSION AVG.....	30:32	29:28
TOTAL NET YARDS.....	439	318
Avg. Per Game.....	439.0	318.0
Total Plays.....	79	57
Avg. Per Play.....	5.6	5.6
NET YARDS RUSHING.....	113	196
Avg. Per Game.....	113.0	196.0
Total Rushes.....	25	40
NET YARDS PASSING.....	326	122
Avg. Per Game.....	326.0	122.0
Sacked-Yards Lost.....	3-8	1-6
Gross Yards.....	334	128
Att.-Completions.....	51-29	16-12
Completion Pct.....	56.9	75.0
Had Intercepted.....	2	0
PUNTS-AVG.....	3-39.3	6-43.2
Net Punting Avg.....	32.7	42.2
PENALTIES-YARDS.....	4-38	5-28
FUMBLES-BALLS LOST.....	3-2	0-0
TOUCHDOWNS.....	1	3
Rushing.....	0	2
Passing.....	1	1
Returns.....	0	0

SCORE BY PERIODS	1	2	3	4	OT	PTS
BENGALS.....	0	10	0	0	0	10
OPPONENTS.....	7	0	10	10	0	27

SCORING	TD	TD-R	TD-P	TD-R	K-PAT	FG	S	PTS
Jermaine Gresham.....	1	0	1	0	—	—	0	6
Mike Nugent.....	0	0	0	0	1-1	1-1	0	4
BENGALS.....	1	0	1	0	1-1	1-1	0	10
OPPONENTS.....	3	2	1	0	3-3	2-2	0	27

Two-point conversions: None. BENGALS 0-0 (0-0 R, 0-0 P),  
OPPONENTS 0-0 (0-0 R, 0-0 P).

Fumbles-lost: Andy Dalton 2-1, Giovani Bernard 1-1. BENGALS 3-  
2, OPPONENTS 0-0.

PASSING	ATT	CMP	YDS	CMP%	YDS/ATT	TD	TD%	INT	INT%	LG	SKD-YDS	RAT
Andy Dalton.....	51	29	334	56.9	6.55	1	2.0	2	3.9	49	3-8	67.0
BENGALS.....	51	29	334	56.9	6.55	1	2.0	2	3.9	49	3-8	67.0
OPPONENTS.....	16	12	128	75.0	8.00	1	6.3	0	0.0	33	1-6	118.8

RUSHING	ATT	YDS	AVG	LG	TD
Giovani Bernard.....	12	45	3.8	12	0
BenJarvus Green-Ellis.....	8	42	5.3	12	0
Andy Dalton.....	5	26	5.2	12	0
BENGALS.....	25	113	4.5	12	0
OPPONENTS.....	40	196	4.9	58t	2

RECEIVING	REC	YDS	AVG	LG	TD
Marvin Jones.....	8	130	16.3	49	0
Giovani Bernard.....	7	73	10.4	17	0
Jermaine Gresham.....	7	64	9.1	13	1
A.J. Green.....	3	34	11.3	14	0
Andrew Hawkins.....	3	20	6.7	10	0
Mohamed Sanu.....	1	13	13.0	13	0
BENGALS.....	29	334	11.5	49	1
OPPONENTS.....	12	128	10.7	33	1

INTERCEPTIONS	NO	YDS	AVG	LG	TD
(none).....	0	0	—	—	0
BENGALS.....	0	0	—	—	0
OPPONENTS.....	2	33	16.5	30	0

PUNTING	NO	YDS	AVG	NET	TB	IN-20	LG	BLK.
Zoltan Mesko.....	3	118	39.3	32.7	1	2	50	0
BENGALS.....	3	118	39.3	32.7	1	2	50	0
OPPONENTS.....	6	259	43.2	42.2	0	2	51	0

PUNT RETURNS	NO	FC	YDS	AVG	LG	TD
Brandon Tate.....	3	3	6	2.0	12	0
BENGALS.....	3	3	6	2.0	12	0
OPPONENTS.....	0	2	0	—	—	0

KICKOFF RETURNS	NO	YDS	AVG	LG	TD
Brandon Tate.....	5	128	25.6	33	0
Cedric Peerman.....	1	23	23.0	23	0
BENGALS.....	6	151	25.2	33	0
OPPONENTS.....	1	23	23.0	23	0

FIELD GOALS	1-19	20-29	30-39	40-49	50+
Mike Nugent.....	0-0	0-0	0-0	1-1	0-0
BENGALS.....	0-0	0-0	0-0	1-1	0-0
OPPONENTS.....	0-0	2-2	0-0	0-0	0-0

Mike Nugent: (46G).  
Opponents: (25G, 23G).

DEFENSE*	ST	AT	TT	SKS-YDS	INT-YDS	PD	FF	FR-YDS
Rey Mauluga.....	12	3	15	0-0	0-0	0	0	0-0
Adam Jones.....	7	0	7	0-0	0-0	0	0	0-0
Vontaze Burfict.....	2	5	7	0.5-3	0-0	0	0	0-0
Brandon Thompson.....	3	2	5	0-0	0-0	0	0	0-0
Reggie Nelson.....	4	0	4	0-0	0-0	0	0	0-0
Carlos Dunlap.....	2	2	4	0-0	0-0	0	0	0-0
James Harrison.....	3	0	3	0-0	0-0	0	0	0-0
Wallace Gilberry.....	2	1	3	0-0	0-0	0	0	0-0
George Iloka.....	2	0	2	0-0	0-0	0	0	0-0
Dre Kirkpatrick.....	2	0	2	0-0	0-0	0	0	0-0
Domata Peko.....	2	0	2	0-0	0-0	0	0	0-0
Chris Crocker.....	1	1	2	0.5-3	0-0	0	0	0-0
Michael Johnson.....	1	0	1	0-0	0-0	0	0	0-0

SPECIAL TEAMS*	ST	AT	TT	FF	FR-YDS	BP	BFG	BXP
Vincent Rey.....	1	0	1	0	0-0	0	0	0

MISCELLANEOUS DEFENSE*	ST	AT	TT	FF	FR-YDS
Giovani Bernard.....	1	0	1	0	0-0
Tyler Eifert.....	1	0	1	0	0-0
Marvin Jones.....	1	0	1	0	0-0
Mohamed Sanu.....	1	0	1	0	0-0

\* NOTE: All defensive statistics above are press box statistics produced at the games.



# 2014 POSTSEASON STATISTICS

## POSTSEASON RECORD: 0-1

HEAD COACH: MARVIN LEWIS  
REGULAR-SEASON RECORD: 10-5-1  
(2ND IN AFC NORTH; WILD CARD QUALIFIER)

DATE	W-L	SCORE	OPPONENT	ATTENDANCE
1-4-15*	L	10-26	at Indianapolis	63,385

\* AFC Wild Card Playoff

TEAM STATISTICS	BENGALS	OPPONENTS
TOTAL FIRST DOWNS.....	14	22
Rushing.....	6	6
Passing.....	7	15
Penalty.....	1	1
3rd Down: Made-Att.....	6-15	6-14
3rd Down Pct.....	40.0	42.9
4th Down: Made-Att.....	0-0	0-0
4th Down Pct.....	0.0	0.0
POSSESSION AVG.....	25:50	34:10
TOTAL NET YARDS.....	254	482
Avg. Per Game.....	254.0	482.0
Total Plays.....	59	70
Avg. Per Play.....	4.3	6.9
NET YARDS RUSHING.....	110	114
Avg. Per Game.....	110.0	114.0
Total Rushes.....	21	25
NET YARDS PASSING.....	144	368
Avg. Per Game.....	144.0	368.0
Sacked-Yards Lost.....	3-11	1-8
Gross Yards.....	155	376
Att.-Completions.....	35-18	44-31
Completion Pct.....	51.4	70.5
Had Intercepted.....	0	0
PUNTS-AVG.....	8-47.5	4-51.5
Net Punting Avg.....	43.1	36.5
PENALTIES-YARDS.....	6-45	9-66
FUMBLES-BALLS LOST.....	1-1	2-1
TOUCHDOWNS.....	1	2
Rushing.....	1	1
Passing.....	0	1
Returns.....	0	0

SCORE BY PERIODS	1	2	3	4	OT	PTS
BENGALS.....	7	3	0	0	0	10
OPPONENTS.....	7	6	10	3	0	26

SCORING	TD	TD-R	TD-P	TD-RT	K-PAT	FG	S	PTS
Jeremy Hill.....	1	1	0	0	—	—	0	6
Mike Nugent.....	0	0	0	0	1-1	1-1	0	4
BENGALS.....	1	1	0	0	1-1	1-1	0	10
OPPONENTS.....	2	1	1	0	2-2	4-4	0	26

Two-point conversions: None. BENGALS 0-0 (0-0 R, 0-0 P),  
OPPONENTS 0-0 (0-0 R, 0-0 P).

Fumbles-lost: Andy Dalton 1-1. BENGALS 1-1, OPPONENTS 2-1.

PASSING	ATT	CMP	YDS	CMP%	YDS/ATT	TD	TD%	INT	INT%	LG	SKD-YDS	RAT
Andy Dalton.....	35	18	155	51.4	4.43	0	0.0	0	0.0	26	3-11	63.4
BENGALS.....	35	18	155	51.4	4.43	0	0.0	0	0.0	26	3-11	63.4
OPPONENTS.....	44	31	376	70.5	8.55	1	2.3	0	0.0	45	1-8	104.0

RUSHING	ATT	YDS	AVG	LG	TD
Jeremy Hill.....	13	47	3.6	18	1
Andy Dalton.....	4	34	8.5	16	0
Rex Burkhead.....	1	23	23.0	23	0
Giovani Bernard.....	3	6	2.0	6	0
BENGALS.....	21	110	5.2	23	1
OPPONENTS.....	25	114	4.6	27	1

RECEIVING	REC	YDS	AVG	LG	TD
Giovani Bernard.....	8	46	5.8	13	0
Ryan Hewitt.....	3	37	12.3	14	0
Rex Burkhead.....	3	34	11.3	26	0
Mohamed Sanu.....	3	31	10.3	11	0
Kevin Brock.....	1	7	7.0	7	0
BENGALS.....	18	155	8.6	26	0
OPPONENTS.....	31	376	12.1	45	1

INTERCEPTIONS	NO	YDS	AVG	LG	TD
(none).....	0	0	—	—	0
BENGALS.....	0	0	—	—	0
OPPONENTS.....	0	0	—	—	0

PUNTING	NO	YDS	AVG	NET	TB	IN-20	LG	BLK
Kevin Huber.....	8	380	47.5	43.1	0	3	62	0
BENGALS.....	8	380	47.5	43.1	0	3	62	0
OPPONENTS.....	4	206	51.5	36.5	2	0	68	0

PUNT RETURNS	NO	FC	YDS	AVG	LG	TD
Brandon Tate.....	1	0	19	19.0	19	0
Adam Jones.....	1	0	1	1.0	1	0
BENGALS.....	2	0	20	10.0	19	0
OPPONENTS.....	5	2	35	7.0	15	0

KICKOFF RETURNS	NO	YDS	AVG	LG	TD
Adam Jones.....	3	80	26.7	32	0
BENGALS.....	3	80	26.7	32	0
OPPONENTS.....	3	76	25.3	38	0

FIELD GOALS	1-19	20-29	30-39	40-49	50+
Mike Nugent.....	0-0	0-0	0-0	0-0	1-1
BENGALS.....	0-0	0-0	0-0	0-0	1-1
OPPONENTS.....	0-0	2-2	1-1	0-0	1-1

Mike Nugent: (57G).

Opponents: (38G, 29G, 22G, 53G).

DEFENSE*	ST	AT	TT	SKS-YDS	INT-YDS	PD	FF	FR-YDS
Vincent Rey.....	5	6	11	0-0	0-0	0	1	0-0
Emmanuel Lamur.....	6	0	6	0-0	0-0	0	0	0-0
Adam Jones.....	4	2	6	0-0	0-0	0	0	0-0
Reggie Nelson.....	4	1	5	0-0	0-0	0	0	1-6
Marquis Flowers.....	3	2	5	0-0	0-0	0	0	0-0
George Iloka.....	2	3	5	0-0	0-0	0	0	0-0
Brandon Thompson.....	2	2	4	0-0	0-0	0	0	0-0
Terence Newman.....	3	0	3	0-0	0-0	1	0	0-0
Geno Atkins.....	2	1	3	0.5-4	0-0	0	0	0-0
Dre Kirkpatrick.....	2	1	3	0-0	0-0	1	0	0-0
Domata Peko.....	1	2	3	0-0	0-0	0	0	0-0
Darqueze Dennard.....	2	0	2	0-0	0-0	0	1	0-0
Rey Mauluga.....	2	0	2	0-0	0-0	1	0	0-0
Carlos Dunlap.....	1	1	2	0-0	0-0	0	0	0-0
Leon Hall.....	1	1	2	0-0	0-0	1	0	0-0
Wallace Gilberry.....	0	2	2	0-0	0-0	0	0	0-0
Margus Hunt.....	0	2	2	0.5-4	0-0	0	0	0-0

SPECIAL TEAMS*	ST	AT	TT	FF	FR-YDS	BP	BFG	BXP
Clark Harris.....	1	2	3	0	0-0	0	0	0
Taylor Mays.....	2	0	2	0	0-0	0	0	0
Cedric Peerman.....	0	2	2	0	0-0	0	0	0
Ryan Hewitt.....	1	0	1	0	0-0	0	0	0
Dre Kirkpatrick.....	1	0	1	0	0-0	0	0	0
Nico Johnson.....	0	1	1	0	0-0	0	0	0
Shawn Williams.....	0	1	1	0	0-0	0	0	0

MISCELLANEOUS DEFENSE*	ST	AT	TT	FF	FR-YDS
Clint Boling.....	1	0	1	0	0-0

\* NOTE: All defensive statistics above are press box statistics produced at the games.

# 2015 POSTSEASON STATISTICS

## POSTSEASON RECORD: 0-1

HEAD COACH: MARVIN LEWIS  
REGULAR-SEASON RECORD: 12-4  
(1ST IN AFC NORTH)

DATE	W-L	SCORE	OPPONENT	ATTENDANCE
1-9-16*	L	16-18	PITTSBURGH	63,257

\* AFC Wild Card Playoff

TEAM STATISTICS	BENGALS	OPPONENTS
TOTAL FIRST DOWNS.....	19	21
Rushing.....	5	6
Passing.....	11	10
Penalty.....	3	5
3rd Down: Made-Att.....	5-15	2-13
3rd Down Pct.....	33.3	15.4
4th Down: Made-Att.....	1-1	1-1
4th Down Pct.....	100.0	100.0
POSSESSION AVG.....	29:23	30:37
TOTAL NET YARDS.....	279	369
Avg. Per Game.....	279.0	369.0
Total Plays.....	68	69
Avg. Per Play.....	5.3	5.3
NET YARDS RUSHING.....	91	167
Avg. Per Game.....	91.0	167.0
Total Rushes.....	24	29
NET YARDS PASSING.....	188	202
Avg. Per Game.....	188.0	202.0
Sacked-Yards Lost.....	3-24	4-38
Gross Yards.....	212	240
Att.-Completions.....	41-23	36-20
Completion Pct.....	56.1	55.6
Had Intercepted.....	1	1
PUNTS-AVG.....	6-42.5	7-41.9
Net Punting Avg.....	6-41.2	7-37.0
PENALTIES-YARDS.....	8-79	10-142
FUMBLES-BALLS LOST.....	5-3	2-1
TOUCHDOWNS.....	2	1
Rushing.....	1	0
Passing.....	1	1
Returns.....	0	0

SCORE BY PERIODS	1	2	3	4	OT	PTS
BENGALS.....	0	0	0	16	0	16
OPPONENTS.....	0	6	9	3	0	18

SCORING	TD	TD-R	TD-P	TD-RT	K-PAT	FG	S	PTS
A.J. Green.....	1	0	1	0	—	—	0	6
Jeremy Hill.....	1	1	0	0	—	—	0	6
Mike Nugent.....	0	0	0	0	1-1	1-1	0	4
BENGALS.....	2	1	1	0	1-1	1-1	0	16
OPPONENTS.....	1	0	1	0	0-0	4-4	0	18

Two-point conversions: None. BENGALS 0-1 (0-1 R, 0-0 P),  
OPPONENTS 0-1 (0-0 R, 0-1 P).

Fumbles-lost: AJ McCarron 3-1, Giovanni Bernard 1-1, Jeremy Hill  
1-1. BENGALS 5-3 OPPONENTS 2-1.

PASSING	ATT	CMP	YDS	CMP%	YDS/ATT	TD	TD%	INT	INT%	LG	SKD-YDS	RAT
AJ McCarron.....	41	23	212	56.1	5.17	1	2.4	1	2.4	25t	3-24	68.3
BENGALS.....	41	23	212	56.1	5.17	1	2.4	1	2.4	25t	3-24	68.3
OPPONENTS.....	36	20	240	55.6	6.67	1	2.8	1	2.8	60	4-38	73.8

RUSHING	ATT	YDS	AVG	LG	TD
Jeremy Hill.....	12	50	4.2	38	1
Giovani Bernard.....	6	28	4.7	14	0
AJ McCarron.....	5	9	1.8	6	0
Rex Burkhead.....	1	4	4.0	4	0
BENGALS.....	24	91	3.8	38	1
OPPONENTS.....	29	167	5.8	44	0

RECEIVING	REC	YDS	AVG	LG	TD
A.J. Green.....	5	71	14.2	25t	1
Tyler Eifert.....	5	58	11.6	18	0
Marvin Jones.....	4	32	8.0	13	0
Jeremy Hill.....	3	27	9.0	13	0
Mohamed Sanu.....	3	17	5.7	8	0
Giovani Bernard.....	2	2	1.0	4	0
Rex Burkhead.....	1	5	5.0	5	0
BENGALS.....	23	212	9.2	25t	1
OPPONENTS.....	20	240	12.0	60	1

INTERCEPTIONS	NO	YDS	AVG	LG	TD
Vontaze Burfict.....	1	0	0.0	0	0
BENGALS.....	1	0	0.0	0	0
OPPONENTS.....	1	35	35.0	35	0

PUNTING	NO	YDS	AVG	NET	TB	IN-20	LG	BLK.
Kevin Huber.....	6	255	42.5	41.2	0	3	51	0
BENGALS.....	6	255	42.5	41.2	0	3	51	0
OPPONENTS.....	7	293	41.9	37.0	0	3	47	0

PUNT RETURNS	NO	FC	YDS	AVG	LG	TD
Adam Jones.....	1	1	24	24.0	24	0
Brandon Tate.....	1	2	10	10.0	10	0
BENGALS.....	2	3	34	17.0	24	0
OPPONENTS.....	2	2	8	4.0	6	0

KICKOFF RETURNS	NO	YDS	AVG	LG	TD
Adam Jones.....	2	50	25.0	28	0
BENGALS.....	2	50	25.0	28	0
OPPONENTS.....	1	16	16.0	16	0

FIELD GOALS	1-19	20-29	30-39	40-49	50+
Mike Nugent.....	0-0	0-0	1-1	0-0	0-0
BENGALS.....	0-0	0-0	1-1	0-0	0-0
OPPONENTS.....	0-0	0-0	4-4	0-0	0-0

Mike Nugent: (36G).

Opponents: (39G, 30G, 34G, 35G).

DEFENSE*	ST	AT	TT	SKS-YDS	INT-YDS	PD	FF	FR-YDS
Rey Mauluga.....	7	3	10	0-0	0-0	0	0	0-0
Vontaze Burfict.....	5	1	6	1-12	1-0	1	1	0-0
Shawn Williams.....	5	0	5	0-0	0-0	0	1	0-0
George Iloka.....	4	1	5	0-0	0-0	0	0	1-0
Michael Johnson.....	4	1	5	0-0	0-0	0	0	0-0
Geno Atkins.....	3	0	3	1-5	0-0	0	0	0-0
Reggie Nelson.....	3	0	3	1-10	0-0	0	0	0-0
Derron Smith.....	3	0	3	0-0	0-0	0	0	0-0
Dre Kirkpatrick.....	2	1	3	0-0	0-0	0	0	0-0
Chris Lewis-Harris.....	2	1	3	0-0	0-0	1	0	0-0
Carlos Dunlap.....	1	2	3	0.5-5.5	0-0	1	0	0-0
Leon Hall.....	2	0	2	0-0	0-0	1	0	0-0
Adam Jones.....	1	1	2	0-0	0-0	0	0	0-0
Vincent Rey.....	1	1	2	0-0	0-0	1	0	0-0
Will Clarke.....	1	0	1	0-0	0-0	0	0	0-0
A.J. Hawk.....	1	0	1	0-0	0-0	0	0	0-0
Wallace Gilberry.....	0	1	1	0-0	0-0	0	0	0-0
Pat Sims.....	0	1	1	0.5-5.5	0-0	1	0	0-0

SPECIAL TEAMS*	ST	AT	TT	FF	FR-YDS	BP	BFG	BXP
P.J. Dawson.....	1	0	1	0	0-0	0	0	0
Rex Burkhead.....	0	1	1	0	0-0	0	0	0
Chris Lewis-Harris.....	0	1	1	0	0-0	0	0	0
Trevor Roach.....	0	1	1	0	0-0	0	0	0
Josh Shaw.....	0	1	1	0	0-0	0	0	0

MISCELLANEOUS DEFENSE*	ST	AT	TT	FF	FR-YDS
Clint Boling.....	1	1	2	0	0-0
Giovani Bernard.....	1	0	1	0	0-0
A.J. Green.....	0	1	1	0	0-0

\* NOTE: All defensive statistics above are press box statistics produced at the games.

# POSTSEASON GAME SUMMARIES

## 1970 SEASON

### AFC DIVISIONAL PLAYOFF

Baltimore Colts 17, Cincinnati Bengals 0  
Saturday, Dec. 26, 1970 at Memorial Stadium

In their first season in the NFL after two in the American Football League, the Bengals made a furious run to reach the playoffs, winning their last seven games after a 1-6 start and claiming the first AFC Central Division title. But the powerful Colts, who would go on to defeat Dallas in Super Bowl V, were too much for Cincinnati. Legendary Baltimore QB Johnny Unitas threw TD passes to WRs Roy Jefferson and Ed Hinton in the first and fourth quarters, and the Baltimore defense came through on a cold, windy day, limiting Cincinnati to 63 yards rushing and 76 passing. Colts rookie RB Norm Bulaich rushed for 116 yards on 25 carries. Jim O'Brien, the Colts kicker from the University of Cincinnati, kicked a 44-yard FG. O'Brien would wind up making the game-winning FG as time expired in Super Bowl V. Cincinnati's lone scoring attempt, a 50-yard FG try by K Horst Muhlmann, was blocked by LB Ray May.

SCORE BY PERIODS	1	2	3	4	OT	PTS.
Cincinnati.....	0	0	0	0	—	0
Baltimore.....	7	3	0	7	—	17

#### TEAM — SCORING PLAY QTR.-LEFT

Balt. — Jefferson 45 pass from Unitas (O'Brien kick).....	1:0:59
Balt. — O'Brien 44 field goal.....	2:7:37
Balt. — Hinton 53 pass from Unitas (O'Brien kick).....	4:7:07

Missed FGs: O'Brien (50B, 44WR), Muhlmann (50B).  
Attendance: 51,127. Time: 2:19.

TEAM STATISTICS	CIN.	BALT.
First downs.....	7	15
Third down conversions-attempts.....	3-14	6-14
Total net yards.....	139	299
Net yards rushing.....	63	170
Net yards passing.....	76	129
Pass attempts-completions-interceptions.....	21-8-1	17-6-0
Sacks against-yards lost.....	3-17	2-16
Punts-average.....	8-39.1	6-38.3
Punt returns-yards.....	2-6	7-28
Kickoff returns-yards.....	3-46	1-0
Penalties-yards.....	1-5	6-63
Fumbles-lost.....	1-0	0-0
Time of possession.....	NA	NA

#### RUSHING

CIN.	ATT	YDS	LG	TD	BALT.	ATT	YDS	LG	TD
Robinson	5	25	9	0	Bulaich	25	116	13	0
Carter	2	16	9	0	Nowatzke	10	25	6	0
Phillips	10	12	4	0	Unitas	2	18	17	0
Lewis	3	10	9	0	Hill	3	11	8	0
Johnson	2	0	3	0	Jefferson	3	5	8	0
					Havrilak	3	0	1	0
					Hinton	1	-5	-5	0
TOTALS	22	63	9	0	TOTALS	47	170	17	0

#### PASSING

CIN.	ATT	CMP	YDS	TD-I	BALT.	ATT	CMP	YDS	TD-I
Carter	20	7	64	0-1	Unitas	17	6	145	2-0
Wyche	1	1	29	0-0					
TOTALS	21	8	93	0-1	TOTALS	17	6	145	2-0

#### RECEIVING

CIN.	NO	YDS	LG	TD	BALT.	NO	YDS	LG	TD
Myers	4	66	29	0	Hinton	3	86	53t	1
Phillips	2	12	6	0	Jefferson	2	51	45t	1
Thomas	1	9	9	0	Mackey	1	8	8	0
Johnson	1	6	6	0					
TOTALS	8	93	29	0	TOTALS	6	145	53t	2

#### DEFENSE

Cincinnati (press box stats) — ST-AT-TT: Bergey 7-7-14, Chomyszak 5-6-11, Avery 5-4-9, Beauchamp 6-2-8, Berry 4-4-8, Dyer 3-5-8, Reid 6-1-7, Carpenter 4-2-6, Parrish 4-0-4, Smith 3-0-3, Roman 2-1-3, Baccaglio 2-0-2, Lamb 1-1-2, Guillory 1-0-1, Johnson 1-0-1, Peterson 1-0-1, Riley 0-1-1. SKS.-YDS.: Berry 1-8, Chomyszak 1-8. INT.-YDS.: None. PD: Riley 2, Berry 1, Chomyszak 1, Parrish 1. FF: NA. FR-YDS.: None.

Baltimore (press box stats) — ST-AT-TT: M.Curtis 5-3-8, Volk 6-1-7, May 5-0-5, Hilton 1-4-5, Duncan 3-1-4, Bi.Smith 3-1-4, Logan 2-1-3, Bu.Smith 2-1-3, Hendricks 1-1-2, Miller 1-1-2, Grant 2-0-2, Gardin 1-0-1, Newsome 1-0-1, Nichols 1-0-1. SKS.-YDS.: Bu.Smith 1-9, Miller 1-3, Hilton 0.5-2.5, Bi.Smith 0.5-2.5. INT.-YDS.: M.Curtis 1-0. PD: Duncan 3, Logan 2, Stukes 2, M.Curtis 1, Volk 1. FF: NA. FR-YDS.: None.

## 1973 SEASON

### AFC DIVISIONAL PLAYOFF

Miami Dolphins 34, Cincinnati Bengals 16  
Sunday, Dec. 23, 1973 at the Orange Bowl

As was the case in their first postseason appearance three years earlier, the Bengals lost in the opening playoff round to the team that would go on to win the Super Bowl. The Bengals had tied Pittsburgh at 10-4 atop the AFC Central Division and won the title by virtue of a better AFC record. Miami took the first step toward a Super Bowl VIII win over Minnesota by outgaining Cincinnati 400-194 in net yards and posting 27 first downs to Cincinnati's 11. Cincinnati trailed only 21-16 at halftime after being down 21-3 midway through the second quarter, but the Dolphins shut out Cincinnati in the second half while getting a seven-yard TD pass from QB Bob Griese to TE Jim Mandich and a pair of FGs from K Garo Yepremian. Miami RB Mercury Morris rushed for 106 yards on 20 carries and FB Larry Csonka had 71 yards on 20 carries. The Bengals did not score an offensive TD, getting their only TD on a 45-yard INT return by S Neal Craig. Horst Muhlmann kicked three FGs for Cincinnati.

SCORE BY PERIODS	1	2	3	4	OT	PTS.
Cincinnati.....	3	13	0	0	—	16
Miami.....	14	7	10	3	—	34

#### TEAM — SCORING PLAY QTR.-LEFT

Mia. — Warfield 13 pass from Griese (Yepremian kick).....	1:9:37
Cin. — Muhlmann 24 field goal.....	1:5:38
Mia. — Csonka 1 run (Yepremian kick).....	1:0:21
Mia. — Morris 4 run (Yepremian kick).....	2:7:37
Cin. — Craig 45 interception return (Muhlmann kick).....	2:3:26
Cin. — Muhlmann 46 field goal.....	2:0:08
Cin. — Muhlmann 12 field goal.....	2:0:04
Mia. — Mandich 7 pass from Griese (Yepremian kick).....	3:9:42
Mia. — Yepremian 50 field goal.....	3:4:48
Mia. — Yepremian 46 field goal.....	4:11:20

Missed FGs: None. Attendance: 74,770. Time: 2:36.

TEAM STATISTICS	CIN.	MIA.
First downs.....	11	27
Third down conversions-attempts.....	5-14	10-14
Total net yards.....	194	400
Net yards rushing.....	97	241
Net yards passing.....	97	159
Pass attempts-completions-interceptions.....	27-14-1	19-11-2
Sacks against-yards lost.....	3-16	0-0
Punts-average.....	7-36.3	2-49.0
Punt returns-yards.....	2-26	2-6
Kickoff returns-yards.....	2-42	2-14
Penalties-yards.....	2-19	1-5
Fumbles-lost.....	0-0	2-1
Time of possession.....	NA	NA

#### RUSHING

CIN.	ATT	YDS	LG	TD	MIA.	ATT	YDS	LG	TD
Clark	7	40	15	0	Morris	20	106	18	1
Anderson	3	26	22	0	Csonka	20	71	12	1
E.Johnson	2	17	14	0	Klick	10	51	27	0
Elliott	7	15	5	0	Leigh	1	8	8	0
Curtis	1	-1	-1	0	Nottingham	1	5	5	0
TOTALS	20	97	22	0	TOTALS	52	241	27	2

#### PASSING

CIN.	ATT	CMP	YDS	TD-I	MIA.	ATT	CMP	YDS	TD-I
Anderson	27	14	113	0-1	Griese	18	11	159	2-1
					Briscoe	1	0	0	0-1
TOTALS	27	14	113	0-1	TOTALS	19	11	159	2-2

#### RECEIVING

CIN.	NO	YDS	LG	TD	MIA.	NO	YDS	LG	TD
Elliott	9	53	16	0	Warfield	4	95	48	1
Joiner	2	33	18	0	Mandich	3	28	13	1
Clark	2	18	12	0	Klick	3	19	8	0
Curtis	1	9	9	0	Briscoe	1	17	17	0
TOTALS	14	113	18	0	TOTALS	11	159	48	2

#### DEFENSE

Cincinnati (press box stats) — ST-AT-TT: Bergey 7-5-12, Carpenter 7-5-12, Beauchamp 9-2-11, Casanova 9-1-10, Berry 5-1-6, White 5-0-5, Riley 4-1-5, Avery 3-2-5, Craig 3-2-5, Parrish 3-2-5, Pritchard 3-2-5, Adams 1-0-1, DeLeone 1-0-1, Jackson 1-0-1, LeClair 1-0-1, Trumpy 1-0-1, Reid 0-1-1. SKS.-YDS.: None. INT.-YDS.: Craig 1-45, Casanova 1-0. PD: Casanova 1, Craig 1, White 1. FF: NA. FR-YDS.: LeClair 1-0.

Miami (press box stats) — ST-AT-TT: Kolen 6-2-8, Scott 5-2-7, Anderson 5-1-6, Den Herder 5-1-6, Matheson 3-3-6, Bouniconti 3-1-4, Mumphord 2-2-4, Stanfill 2-2-4, Heinz 1-2-3, Bannon 2-0-2, Swift 1-1-2, M.Moore 0-2-2, Babb 1-0-1, Ball 1-0-1, Mandich 1-0-1, Johnson 0-1-1. SKS.-YDS.: Matheson 2-11, Stanfill 1-5. INT.-YDS.: Anderson 1-19. PD: Scott 2, Anderson 1, Johnson 1, Matheson 1. FF: NA. FR-YDS.: None.

## 1975 SEASON

## AFC DIVISIONAL PLAYOFF

Oakland Raiders 31, Cincinnati Bengals 28  
Sunday, Dec. 28, 1975 at Oakland Coliseum

The 1975 Bengals posted the best regular-season winning percentage in franchise history (.786), and they led the NFL in passing yards. But their 11-3 record earned them only a Wild Card spot behind 12-2 Pittsburgh in the AFC Central Division, and they drew a road game at 12-2 Oakland in the first playoff round. QB Ken Stabler, who went on to lead the Raiders to the AFC Championship game for the third straight year, passed for three TDs against Cincinnati. The Bengals closed a 31-14 fourth-quarter deficit to 31-28 with QB Ken Anderson's TD passes of 25 and 14 yards to WRs Charlie Joiner and Isaac Curtis, and Cincinnati had a chance to win after DT Ron Carpenter recovered a Raiders fumble on the Oakland 38 with 4:19 left. But a sack by future Hall-of-Fame LB Ted Hendricks helped the Raiders hold the Bengals without a first down, and after failing on a fourth-down try, the Bengals never regained possession. Stabler completed 17 of 23 attempts for 199 yards, three TDs and just one INT, while the Raiders totaled for 173 yards rushing. Anderson completed 17 of 27 passes for 201 yards, two TDs and no INTs, but was sacked five times.

SCORE BY PERIODS	1	2	3	4	OT	PTS.
Cincinnati.....	0	7	7	14	—	28
Oakland.....	3	14	7	7	—	31

TEAM — SCORING PLAY	QTR.-LEFT
Oak. — Blanda 27 field goal.....	1:2-13
Oak. — Siani 9 pass from Stabler (Blanda kick).....	2:12-53
Cin. — Fritts 1 run (Green kick).....	2:5-50
Oak. — Moore 8 pass from Stabler (Blanda kick).....	2:1-54
Oak. — Banaszak 6 run (Blanda kick).....	3:10-00
Cin. — Elliott 6 run (Green kick).....	3:4-46
Oak. — Casper 2 pass from Stabler (Blanda kick).....	4:13-03
Cin. — Joiner 25 pass from Anderson (Green kick).....	4:10-13
Cin. — Curtis 14 pass from Anderson (Green kick).....	4:5-44

Missed FGs: Blanda (41SH, 21B). Attendance: 53,039. Time: 2:50.

TEAM STATISTICS	CIN.	OAK.
First downs.....	17	27
Third down conversions-attempts.....	3-11	6-14
Total net yards.....	258	358
Net yards rushing.....	97	173
Net yards passing.....	161	185
Pass attempts-completions-interceptions.....	27-17-0	23-17-1
Sacks against-yards lost.....	5-40	1-14
Punts-average.....	6-35.8	1-38.0
Punt returns-yards.....	1-7	4-64
Kickoff returns-yards.....	4-71	5-121
Penalties-yards.....	5-37	7-64
Fumbles-lost.....	1-0	2-1
Time of possession.....	NA	NA

## RUSHING

CIN.	ATT	YDS	LG	TD	OAK.	ATT	YDS	LG	TD
Clark	8	46	10	0	Davis	16	63	18	0
Elliott	4	25	9	1	Banaszak	17	62	18	1
Fritts	6	14	6	1	Hubbard	12	33	8	0
Anderson	3	12	8	0	J. Phillips	3	16	8	0
E. Johnson	3	0	6	0	Van Eeghen	1	3	3	0
Williams	1	0	0	0	Stabler	2	-4	-2	0
TOTALS	25	97	10	2	TOTALS	51	173	18	1

## PASSING

CIN.	ATT	CMP	YDS	TD-I	OAK.	ATT	CMP	YDS	TD-I
Anderson	27	17	201	2-0	Stabler	23	17	199	3-1
TOTALS	27	17	201	2-0	TOTALS	23	17	199	3-1

## RECEIVING

CIN.	NO	YDS	LG	TD	OAK.	NO	YDS	LG	TD
Clark	4	38	26	0	Moore	6	57	17	1
Myers	3	67	37	0	Branch	5	89	36	0
Joiner	3	60	28	1	Siani	3	35	15	1
Curtis	3	20	14	1	Davis	2	16	10	0
Coslet	2	14	9	0	Casper	1	2	2	1
Elliott	1	9	9	0					
Trumpy	1	-7	-7	0					
TOTALS	17	201	37	2	TOTALS	17	199	36	3

## DEFENSE

Cincinnati (press box stats) — ST-AT-TT: LeClair 13-0-13, Jackson 9-0-9, Casanova 7-0-7, Pritchard 7-0-7, Riley 4-0-4, White 4-0-4, Beauchamp 3-0-3, K. Johnson 3-0-3, Brown 2-0-2, Carpenter 2-0-2, Parrish 2-0-2, Cousino 1-0-1, Green 1-0-1, Harris 1-0-1, Novak 1-0-1. SKS.-YDS.: Brown 1-14. INT.-YDS.: Riley 1-34. PD: Riley 2, Casanova 1, Jackson 1, LeClair 1, Parrish 1. FF: NA. FR-YDS.: Carpenter 1-0.

Oakland (press box stats) — ST-AT-TT: Hendricks 7-0-7, Johnson 5-0-5, C. Phillips 5-0-5, Irons 4-1-5, Colzie 4-0-4, Thoms 4-0-4, Villapiano 3-1-4, Sistrunk 3-0-3, Thomas 3-0-3, Atkinson 2-0-2, Jones 2-0-2, Tatum 2-0-2, Banaszak 1-0-1, Denney 1-0-1, Van Eeghen 1-0-1. SKS.-YDS.: Hendricks 3-26, Thoms 1-8, Sistrunk 1-6. INT.-YDS.: None. PD: Johnson 3, Colzie 2, Thomas 2, C. Phillips 1, Tatum 1, Villapiano 1. FF: NA. FR-YDS.: None.

## 1981 SEASON

## AFC DIVISIONAL PLAYOFF

Cincinnati Bengals 28, Buffalo Bills 21  
Sunday, Jan. 3, 1982 at Riverfront Stadium

It took four tries, but the AFC Central Division Champion Bengals finally won a playoff game — their first-ever postseason home contest — when they held off a rallying Bills Wild Card team, taking the first step toward Super Bowl XVI. Cincinnati, which failed to produce a postseason win in its first three playoff appearances — in 1970, '73 and '75 — lost leads of 14-0 and 21-14 before eventually winning with what was a solid performance by the entire team. The offense didn't yield a turnover while the defense intercepted two Buffalo passes, and the special teams played soundly the entire game. QB Ken Anderson, who was the NFL's top-rated quarterback and its consensus MVP in the regular season, connected on a 16-yard TD pass to rookie WR Cris Collinsworth with 10:39 remaining in the fourth quarter to break a tie and take a 28-21 lead. The Bills were again poised to tie the game and set up an overtime period after driving 50 yards to the Bengals' 20 with just over three minutes left. But a costly delay-of-game penalty on fourth down led to giving the ball back to Cincinnati, and Buffalo was unable to mount another serious threat. Anderson completed 14 of 21 passes for 192 yards and directed a 305-yard attack, and TE Dan Ross recorded a game-high six receptions for 71 yards. The Bills held Bengals FB Pete Johnson, who had a career-high 1077 rushing yards in the regular season, to just 45 yards on 17 carries. But HB Charles Alexander — Johnson's blocker for the majority of the regular season — responded for Cincinnati with a season-high 72 yards, with two TD runs.

SCORE BY PERIODS	1	2	3	4	OT	PTS.
Buffalo.....	0	7	7	7	—	21
Cincinnati.....	14	0	7	7	—	28

TEAM — SCORING PLAY	QTR.-LEFT
Cin. — Alexander 4 run (Breech kick).....	1-8:56
Cin. — Johnson 1 run (Breech kick).....	1-2:40
Buff. — Cribbs 1 run (Mike-Mayer kick).....	2-0:20
Buff. — Cribbs 44 run (Mike-Mayer kick).....	3-10:23
Cin. — Alexander 20 run (Breech kick).....	3-6:56
Buff. — Butler 21 pass from Ferguson (Mike-Mayer kick).....	4-14:52
Cin. — Collinsworth 16 pass from Anderson (Breech kick).....	4-10:39

Missed FGs: Breech (33B). Attendance: 55,420. Time: 2:50.

TEAM STATISTICS	BUFF.	CIN.
First downs.....	21	22
Third down conversions-attempts.....	3-9	6-11
Total net yards.....	336	305
Net yards rushing.....	134	136
Net yards passing.....	202	169
Pass attempts-completions-interceptions.....	31-15-2	21-14-0
Sacks against-yards lost.....	0-0	4-23
Punts-average.....	3-42.0	4-44.5
Punt returns-yards.....	2-8	1-27
Kickoff returns-yards.....	5-82	4-94
Penalties-yards.....	6-56	5-44
Fumbles-lost.....	0-0	0-0
Time of possession.....	28:19	31:41

## RUSHING

BUFF.	ATT	YDS	LG	TD	CIN.	ATT	YDS	LG	TD
Cribbs	15	90	44	2	Alexander	13	72	20	2
Hooks	9	30	7	0	Johnson	17	45	9	1
Leaks	3	12	6	0	Anderson	2	15	13	0
Brown	1	2	2	0	A. Griffin	1	4	4	0
TOTALS	28	134	44	2	TOTALS	33	136	20	3

## PASSING

BUFF.	ATT	CMP	YDS	TD-I	CIN.	ATT	CMP	YDS	TD-I
Ferguson	31	15	202	1-2	Anderson	21	14	192	1-0
TOTALS	31	15	202	1-2	TOTALS	21	14	192	1-0

## RECEIVING

BUFF.	NO	YDS	LG	TD	CIN.	NO	YDS	LG	TD
Butler	4	98	54	1	Ross	6	71	18	0
Lewis	3	38	19	0	Johnson	3	23	9	0
Brammer	3	23	11	0	Collinsworth	2	24	16	1
Leaks	2	16	9	0	Kreider	1	42	42	0
Hooks	2	15	9	0	Curtis	1	22	22	0
Jessie	1	12	12	0	Alexander	1	10	10	0
TOTALS	15	202	54	1	TOTALS	14	192	42	1

## DEFENSE

Buffalo (press box stats) — ST-AT-TT: Haslett 3-6-9, Robertson 5-3-8, Simpson 2-5-7, Villapiano 2-5-7, Freeman 4-2-6, Sanford 3-1-4, Smerlas 2-2-4, White 1-3-4, Kush 1-2-3, Brown 1-1-2, Nixon 1-1-2, Ritcher 1-1-2, Johnson 1-0-1, Jones 1-0-1, Kadish 1-0-1, Romes 1-0-1, C. Williams 1-0-1, Cater 0-1-1, B. Williams 0-1-1. SKS.-YDS.: Johnson 1-NA, Smerlas 1-NA, White 1-NA, B. Williams 1-NA. INT.-YDS.: None. PD: Romes 2, Simpson 2, Freeman 1, Kush 1, Sanford 1. FF: None. FR-YDS.: None.

Cincinnati (press box stats) — ST-AT-TT: B. Harris 6-2-8, Cameron 3-4-7, Williams 2-4-6, Browner 4-1-5, Hicks 3-2-5, LeClair 2-3-5, Edwards 2-2-4, Kemp 0-4-4, Breeden 3-0-3, Dinkel 1-2-3, R. Griffin 2-0-2, Riley 2-0-2, Simmons 1-1-2, Whitley 1-1-2, Davis 0-2-2, Fuller 1-0-1, Verser 1-0-1, Bush 0-1-1. SKS.-YDS.: None. INT.-YDS.: B. Harris 1-16, Riley 1-0. PD: Breeden 4, Kemp 3, Riley 2, Williams 2, Cameron 1, B. Harris 1, LeClair 1. FF: None. FR-YDS.: None.

## 1981 SEASON

## AFC CHAMPIONSHIP

## "The Freezer Bowl"

Cincinnati Bengals 27, San Diego Chargers 7  
Sunday, Jan. 10, 1982 at Riverfront Stadium

This game not only brought the Bengals their first AFC Championship and a berth in Super Bowl XVI, it was played in conditions that made the 46,302 fans on hand feel like champions themselves. With a frigid temperature of minus-9 degrees, winds gusting from 20 to 35 miles per hour and an incredible wind-chill factor of minus-59, this famous game became known as the "Freezer Bowl." To this day, no NFL game has been played with a wind chill so cold. More than 13,000 ticket holders stayed home, but those who came saw the Bengals dominate their opponents from sunny San Diego. The Bengals first attacked them mentally, as every Cincinnati offensive and defensive lineman — along with FB Pete Johnson — took the psychological initiative to tough the cold and play in short sleeves. The teams were relatively even in yards gained with Cincinnati leading 318-301, but the Bengals won the turnover battle 4-0 with two INTs and two FRs. Chargers QB Dan Fouts struggled more in the arctic atmosphere than Bengals QB Ken Anderson, who completed 14 of 22 passes for 161 yards, two TDs and no INTs. Only one player suffered a weather-related injury in the game — Bengals DE Eddie Edwards with a froslbitten right ear.

SCORE BY PERIODS	1	2	3	4	OT	PTS.
San Diego	0	7	0	0	—	7
Cincinnati	10	7	3	7	—	27

TEAM — SCORING PLAY	QTR.-LEFT
Cin. — Breech 31 field goal	1-8:05
Cin. — M.Harris 8 pass from Anderson (Breech kick)	1-7:06
S.D. — Winslow 33 pass from Fouts (Benirschke kick)	2-13:34
Cin. — Johnson 1 run (Breech kick)	2-9:57
Cin. — Breech 38 field goal	3-7:47
Cin. — Bass 3 pass from Anderson (Breech kick)	4-6:52

Missed FGs: Benirschke (37SH, 50SH). Attendance: 46,302. Time: 2:47.

TEAM STATISTICS	S.D.	CIN.
First downs	18	19
Third down conversions-attempts	5-12	5-11
Total net yards	301	318
Net yards rushing	128	143
Net yards passing	173	175
Pass attempts-completions-interceptions	28-15-2	23-15-0
Sacks against-yards lost	2-12	0-0
Punts-average	2-29.5	3-30.6
Punt returns-yards	1-7	0-0
Kickoff returns-yards	7-132	1-40
Penalties-yards	2-15	3-25
Fumbles-lost	4-2	3-1
Time of possession	29:42	30:18

RUSHING									
S.D.	ATT	YDS	LG	TD	CIN.	ATT	YDS	LG	TD
Muncie	23	94	11	0	Johnson	21	80	11	1
Brooks	6	23	9	0	Alexander	9	22	4	0
Fouts	1	6	6	0	Anderson	5	39	13	0
Cappelletti	1	5	5	0	Collinsworth	1	2	2	0
TOTALS	31	128	11	0	TOTALS	36	143	13	1

PASSING									
S.D.	ATT	CMP	YDS	TD-I	CIN.	ATT	CMP	YDS	TD-I
Fouts	28	15	185	1-2	Anderson	22	14	161	2-0
					Thompson	1	1	14	0-0
TOTALS	28	15	185	1-2	TOTALS	23	15	175	2-0

RECEIVING									
S.D.	NO	YDS	LG	TD	CIN.	NO	YDS	LG	TD
Chandler	6	79	25	0	Ross	5	69	19	0
Winslow	3	47	33t	1	Alexander	3	25	16	0
Joiner	3	41	21	0	Collinsworth	2	28	16	0
Brooks	2	5	4	0	Curtis	2	28	15	0
Sievers	1	13	13	0	Johnson	1	14	14	0
					M.Harris	1	8	8t	1
					Bass	1	3	3t	1
TOTALS	15	185	33t	1	TOTALS	15	175	19	2

DEFENSE									
San Diego (press box stats) — ST-AT-TT: King 6-3-9, Johnson 7-1-8, Kelcher 5-1-6, Edwards 4-1-5, Lowe 4-0-4, Woodcock 3-1-4, Young 3-1-4, Buchanan 2-1-3, Laslavic 2-1-3, Shaw 2-1-3, M.Williams 2-1-3, Horn 2-0-2, Preston 1-1-2, Fouts 1-0-1, Jones 1-0-1, Ferguson 0-1-1. SKS.-YDS.: None. INT.-YDS.: None. PD: Shaw 2, Buchanan 1, Edwards 1, King 1, Lowe 1. FF: Buchanan 1, Edwards 1. FR-YDS.: Buchanan 1-8.									

Cincinnati (press box stats) — ST-AT-TT: Hicks 8-1-9, Browner 6-3-9, Williams 5-2-7, Cameron 3-4-7, B.Harris 5-1-6, Breeden 4-1-5, Kemp 3-2-5, LeClair 3-1-4, Whitley 2-2-4, R.Griffin 3-0-3, Dinkel 2-0-2, Frazier 1-1-2, Edwards 1-1-2, Breech 1-0-1, Davis 1-0-1, Fuller 1-0-1, St. Clair 1-0-1, Riley 0-1-1. SKS.-YDS.: Edwards 1-7, B.Harris 1-5. INT.-YDS.: Kemp 1-24, Breeden 1-0. PD: Kemp 4, Riley 3, Breeden 2, Hicks 2, LeClair 2, Bass 1, R.Griffin 1. FF: Cameron 1, Hicks 1, Razzano 1, Williams 1. FR-YDS.: Bass 1-0, Browner 1-0.

## 1981 SEASON

## SUPER BOWL XVI

San Francisco 49ers 26, Cincinnati Bengals 21  
Sunday, Jan. 24, 1982 at Pontiac Silverdome (Pontiac, Mich.)

Cincinnati outgained San Francisco by 81 yards (356-275), marking the first time in Super Bowl history the losing team led in scrimmage yardage. Bengals QB Ken Anderson set Super Bowl records (since surpassed) for completions (25) and completion percentage (73.5), and his 300 passing yards nearly doubled the 157 by 49ers QB Joe Montana, the game's MVP. But Cincinnati suffered four turnovers to San Francisco's one, and three of those giveaways led to 17 first-half points for the 49ers, who led 20-0 at intermission. Leading 20-7, San Francisco staged a memorable goal-line stand late in the third quarter, stopping Cincinnati for no gain on three straight plays from the one-yard line. The Bengals still closed the gap to 20-14 with a four-yard TD pass from Anderson to TE Dan Ross with 10:06 left, but the 49ers added FGs of 40 and 23 yards by K Ray Wersching to pull away. Cincinnati crept to within 26-21 with 16 seconds left on a second Anderson-to-Ross TD pass, but San Francisco recovered the Bengals' ensuing onside kick to seal the victory. Wersching's four FGs tied a Super Bowl record (still tied) and Ross' 11 receptions set a Super Bowl record (since broken).

SCORE BY PERIODS	1	2	3	4	OT	PTS.
San Francisco	7	13	0	6	—	26
Cincinnati	0	0	7	14	—	21

TEAM — SCORING PLAY	QTR.-LEFT
S.F. — Montana 1 run (Wersching kick)	1-5:52
S.F. — Cooper 11 pass from Montana (Wersching kick)	2-6:53
S.F. — Wersching 22 field goal	2-0:15
S.F. — Wersching 26 field goal	2-0:02
Cin. — Anderson 5 run (Breech kick)	3-11:25
Cin. — Ross 4 pass from Anderson (Breech kick)	4-10:06
S.F. — Wersching 40 field goal	4-5:25
S.F. — Wersching 23 field goal	4-1:57
Cin. — Ross 3 pass from Anderson (Breech kick)	4-0:16

Missed FGs: None. Attendance: 81,270. Time: 3:21.

TEAM STATISTICS	S.F.	CIN.
First downs	20	24
Third down conversions-attempts	8-15	6-12
Total net yards	275	356
Net yards rushing	127	72
Net yards passing	148	284
Pass attempts-completions-interceptions	22-14-0	34-25-2
Sacks against-yards lost	1-9	5-16
Punts-average	4-46.3	3-43.7
Punt returns-yards	1-6	4-35
Kickoff returns-yards	2-40	7-52
Penalties-yards	8-65	8-57
Fumbles-lost	2-1	2-2
Time of possession	30:34	29:26

RUSHING									
S.F.	ATT	YDS	LG	TD	CIN.	ATT	YDS	LG	TD
Patton	17	55	10	0	Johnson	14	36	5	0
Cooper	9	34	14	0	Alexander	5	17	13	0
Montana	6	18	7	1	Anderson	4	15	6	1
Ring	5	17	7	0	A.Griffin	1	4	4	0
Davis	2	5	4	0					
Clark	1	-2	-2	0					
TOTALS	40	127	14	1	TOTALS	24	72	13	1

PASSING									
S.F.	ATT	CMP	YDS	TD-I	CIN.	ATT	CMP	YDS	TD-I
Montana	22	14	157	1-0	Anderson	34	25	300	2-2
TOTALS	22	14	157	1-0	TOTALS	34	25	300	2-2

RECEIVING									
S.F.	NO	YDS	LG	TD	CIN.	NO	YDS	LG	TD
Solomon	4	52	20	0	Ross	11	104	16	2
Clark	4	45	17	0	Collinsworth	5	107	49	0
Cooper	2	15	11t	1	Curtis	3	42	21	0
Wilson	1	22	22	0	Kreider	2	36	19	0
Young	1	14	14	0	Johnson	2	8	5	0
Patton	1	6	6	0	Alexander	2	3	3	0
Ring	1	3	3	0					
TOTALS	14	157	22	1	TOTALS	25	300	49	2

DEFENSE									
San Francisco (press box stats) — ST-AT-TT: Leopold 6-1-7, Reynolds 6-1-7, Harper 6-0-6, Reese 5-1-6, Williamson 5-0-5, Wright 5-0-5, Lott 4-1-5, Hicks 2-3-5, Stuckey 3-1-4, Board 2-1-3, Gervais 2-1-3, Harty 2-0-2, Turner 2-0-2, Bunz 1-0-1, Cross 1-0-1, Dean 1-0-1, Lawrence 1-0-1, McColl 1-0-1, Puki 0-1-1. SKS.-YDS.: Stuckey 1-6, Dean 1-4, Turner 1-4, Reynolds 1-2, Leopold 1-0. INT.-YDS.: Hicks 1-27, Wright 1-25. PD: Wright 2, Hicks 1. FF: Wright 1. FR-YDS.: McCall 1-0, Thomas 1-0.									

Cincinnati (press box stats) — ST-AT-TT: Browner 10-0-10, Breeden 7-0-7, Kemp 6-0-6, Williams 5-1-6, Razzano 4-0-4, Riley 4-0-4, Cameron 3-1-4, Hicks 3-1-4, B.Harris 2-2-4, LeClair 1-2-3, St. Clair 1-2-3, Edwards 2-0-2, Hargrove 1-0-1, R.Griffin 1-0-1, Montoya 1-0-1, Whitley 1-0-1, Wilson 1-0-1, Dinkel 0-1-1. SKS.-YDS.: Browner 1-9. INT.-YDS.: None. PD: Cameron 2, Breeden 1, Riley 1, Williams 1. FF: Montoya 1. FR-YDS.: Simmons 1-0.



## 1982 SEASON

## AFC FIRST-ROUND PLAYOFF

N.Y. Jets 44, Cincinnati Bengals 17  
Sunday, Jan. 9, 1983 at Riverfront Stadium

The defending AFC Champion Bengals lost an early 14-3 lead and were dismantled by the underdog Jets. The 7-2 Bengals were the AFC's No. 3 seed in 16-team "Super Bowl Tournament," organized for the strike-shortened regular season. RB Freeman McNeil led No. 6 seed New York, rushing for 202 yards and a TD against Cincinnati's No. 3-ranked rush defense. Cincinnati trailed only 23-17 after three periods, but suffered a particularly demoralizing fourth quarter, which included two INTs (one for a TD), a TD pass nullified by a false start penalty, a missed FG, a lost fumble and two rushing TDs allowed.

SCORE BY PERIODS	1	2	3	4	OT	PTS.
N.Y. Jets.....	3	17	3	21	—	44
Cincinnati.....	14	0	3	0	—	17

TEAM — SCORING PLAY	QTR.-LEFT
Cin. — Curtis 32 pass from Anderson (Breech kick).....	1-8:30
NYJ — Leahy 32 field goal.....	1-5:59
Cin. — Ross 2 pass from Anderson (Breech kick).....	1-1:46
NYJ — Gaffney 14 pass from McNeil (Leahy kick).....	2-12:55
NYJ — Walker 4 pass from Todd (Leahy kick).....	2-4:02
NYJ — Leahy 24 field goal.....	2-0:34
NYJ — Leahy 47 field goal.....	3-9:30
Cin. — Breech 20 field goal.....	3-2:28
NYJ — McNeil 20 run (Leahy kick).....	4-8:24
NYJ — Ray 98 interception return (Leahy kick).....	4-4:50
NYJ — Crutchfield 1 run (Leahy kick).....	4-1:56

Missed FGs: Breech (46WR). Attendance: 57,560. Time: 3:13.

TEAM STATISTICS	NYJ	CIN.
First downs.....	27	23
Third down conversions-attempts.....	6-9	7-10
Total net yards.....	517	395
Net yards rushing.....	234	62
Net yards passing.....	283	333
Pass attempts-completions-interceptions.....	29-21-1	36-26-3
Sacks against-yards lost.....	0-0	4-21
Punts-average.....	0-0.0	2-43.0
Punt returns-yards.....	1-2	0-0
Kickoff returns-yards.....	4-69	8-138
Penalties-yards.....	12-95	7-60
Fumbles-lost.....	2-1	2-1
Time of possession.....	28:44	31:16

RUSHING									
NYJ	ATT	YDS	LG	TD	CIN.	ATT	YDS	LG	TD
McNeil	21	202	35	1	Johnson	9	26	14	0
Dierking	3	11	9	0	A.Griffin	3	17	8	0
Harper	2	9	9	0	Alexander	7	14	6	0
Newton	2	6	4	0	Anderson	2	5	3	0
Todd	3	3	8	0					
Augustyniak	2	2	1	0					
Crutchfield	1	1	11	1					
TOTALS	34	234	35	2	TOTALS	21	62	14	0

PASSING									
NYJ	ATT	CMP	YDS	TD-I	CIN.	ATT	CMP	YDS	TD-I
Todd	28	20	269	1-1	Anderson	35	26	354	2-3
McNeil	1	1	14	1-0	Schonert	1	0	0	0-0
TOTALS	29	21	283	2-1	TOTALS	36	26	354	2-3

RECEIVING									
NYJ	NO	YDS	LG	TD	CIN.	NO	YDS	LG	TD
Walker	8	145	49	1	Collinsworth	7	120	53	0
Gaffney	4	50	20	1	Ross	6	89	26	1
Harper	2	35	19	0	Curtis	3	63	32t	1
L.Jones	2	22	12	0	Kreider	3	41	17	0
Dierking	2	9	5	0	A.Griffin	3	14	6	0
Barkum	1	9	9	0	Johnson	3	7	9	0
McNeil	1	9	9	0	M.Harris	1	20	20	0
Augustyniak	1	4	4	0					
TOTALS	21	283	49	2	TOTALS	26	354	53	2

DEFENSE									
N.Y. Jets (press box stats) — ST-AT-TT: Mehl 9-1-10, Neil 7-0-7, Schroy 6-0-6, Crable 3-3-6, Buttle 4-0-4, Jackson 4-0-4, Holmes 3-0-3, Ray 3-0-3, Lynn 2-0-2, Sohn 2-0-2, Lyons, 1-1-2, Salaam 1-1-2, Barber 1-0-1, Bennett 1-0-1, Gastineau 1-0-1, Johnson 1-0-1, B.Jones 1-0-1, Newton 1-0-1, Shuler 1-0-1, Woodring 1-0-1. SKS.-YDS.: Salaam 1-8, Lynn 1-7, Gastineau 1-4, Lyons 1-2. INT.-YDS.: Lynn 2-40, Ray 1-98. PD: Lynn 2, Crable 1, Ray 1. FF: Bennett 1, B.Jones 1. FR-YDS.: Crable 1-0.									

Cincinnati (press box stats) — ST-AT-TT: Cameron 8-0-8, Browner 6-2-8, Williams 6-1-7, Riley 5-1-6, R.Griffin 5-0-5, Kemp 5-0-5, Fuller 4-0-4, B.Harris 4-0-4, LeClair 2-2-4, Breeden 1-2-3, Edwards 2-0-2, Hicks 2-0-2, Simmons 2-0-2, Davis 1-0-1, Frazier 1-0-1, Jackson 1-0-1, Munoz 1-0-1, Ross 1-0-1, Verser 1-0-1, Whitley 1-0-1, Razzano 0-1-1. SKS.-YDS.: None. INT.-YDS.: Riley 1-0. PD: Kemp 1, Riley 1, Whitley 1. FF: Kemp 2. FR-YDS.: Fuller 1-20.

## 1988 SEASON

## AFC DIVISIONAL PLAYOFF

Cincinnati Bengals 21, Seattle Seahawks 13  
Saturday, Dec. 31, 1988 at Riverfront Stadium

Unbeaten at home in eight regular-season games, the AFC Central Division Champion Bengals ran their Riverfront Stadium mark to 9-0 by rushing for a season-high 254 yards. They scored all three of their TDs in the first half and withstood a 13-point Seattle fourth quarter. The Seahawks pulled to within 21-13 on QB Dave Krieg's one-yard sneak with 6:05 to play, but K Norm Johnson's missed PAT left the visitors still two scores short, as the two-point conversion would not be added to NFL rules until 1994. The victory earned the Bengals their first trip to the AFC Championship game since the 1981 season. Bengals rookie FB Ickey Woods rushed for 126 yards on 23 carries, and his one-yard TD run midway through the second quarter gave Cincinnati a 21-0 halftime lead. A pair of three-yard TD runs in the first and second quarters by FB Stanley Wilson opened the Bengals' scoring. Wilson added 45 rushing yards on seven attempts, while HB James Brooks rushed for 72 yards on 13 attempts. Cincinnati's defense held Seattle to just 22 yards rushing the entire game and only 49 total net yards in the first half. The Bengals stayed on the ground to win, getting only seven completions from QB Boomer Esiason, the NFL's top-rated quarterback and its consensus MVP in the regular season, and only one reception from WR Eddie Brown, who led the AFC in the regular season with 1273 receiving yards.

SCORE BY PERIODS	1	2	3	4	OT	PTS.
Seattle.....	0	0	0	13	—	13
Cincinnati.....	7	14	0	0	—	21

TEAM — SCORING PLAY	QTR.-LEFT
Cin. — Wilson 3 run (Breech kick).....	1-9:11
Cin. — Wilson 3 run (Breech kick).....	2-11:35
Cin. — Woods 1 run (Breech kick).....	2-7:40
Sea. — Williams 7 pass from Krieg (Johnson kick).....	4-11:40
Sea. — Krieg 1 run (kick failed).....	4-6:05

Missed FGs: None. Attendance: 58,560. Time: 3:12.

TEAM STATISTICS	SEA.	CIN.
First downs.....	19	22
Third down conversions-attempts.....	2-12	6-12
Total net yards.....	294	345
Net yards rushing.....	22	254
Net yards passing.....	272	91
Pass attempts-completions-interceptions.....	50-24-2	19-7-0
Sacks against-yards lost.....	3-25	2-17
Punts-average.....	6-44.1	6-46.0
Punt returns-yards.....	5-30	3-19
Kickoff returns-yards.....	3-66	3-54
Penalties-yards.....	5-45	2-29
Fumbles-lost.....	1-1	3-2
Time of possession.....	24:41	35:19

RUSHING									
SEA.	ATT	YDS	LG	TD	CIN.	ATT	YDS	LG	TD
Warner	7	15	8	0	Woods	23	126	30	1
Williams	8	6	3	0	Brooks	13	72	26	0
Krieg	1	1	11	1	Wilson	7	45	20	2
					Esiason	4	11	11	0
TOTALS	16	22	8	1	TOTALS	47	254	30	3

PASSING									
SEA.	ATT	CMP	YDS	TD-I	CIN.	ATT	CMP	YDS	TD-I
Krieg	50	24	297	1-2	Esiason	19	7	108	0-0
Warner	0	0	0	0-0					
TOTALS	50	24	297	1-2	TOTALS	19	7	108	0-0

RECEIVING									
SEA.	NO	YDS	LG	TD	CIN.	NO	YDS	LG	TD
Williams	11	137	37	1	Holman	3	44	24	0
Blades	5	78	24	0	Collinsworth	1	30	30	0
Butler	2	40	32	0	Brown	1	23	23	0
Largent	2	17	12	0	Brooks	1	9	9	0
Skansi	1	11	11	0	Riggs	1	2	2	0
Clark	1	8	8	0					
Spagnola	1	7	7	0					
Warner	1	-1	-1	0					
TOTALS	24	297	37	1	TOTALS	7	108	30	0

DEFENSE									
---------	--	--	--	--	--	--	--	--	--

Seattle (press box stats) — ST-AT-TT: Robinson 9-2-11, Comeaux 7-1-8, Scholtz 6-1-7, Wyman 6-0-6, Green 5-1-6, Jenkins 3-1-4, Clarke 3-0-3, Woods 3-0-3, Moyer 2-1-3, Nash 2-1-3, Taylor 2-0-2, Dean 1-0-1, Spagnola 1-0-1, Gaines 0-1-1. SKS.-YDS.: Clarke 1-9, Green 1-8. INT.-YDS.: None. PD: Robinson 1, Scholtz 1. FF: Clarke 1, Green 1. FR-YDS.: Nash 1-0.

Cincinnati (press box stats) — ST-AT-TT: Krumrie 5-2-7, Billups 4-2-6, Fulcher 4-1-5, Buck 1-4-5, Thomas 4-0-4, Wilcots 4-0-4, Williams 3-1-4, White 3-0-3, Zander 1-2-3, Dixon 2-0-2, Horton 2-0-2, Grant 1-1-2, Kelly 1-1-2, Skow 1-1-2, Bussey 1-0-1, King 0-1-1. SKS.-YDS.: Williams 1-11, Skow 1-10, Buck 1-4. INT.-YDS.: Thomas 1-0, Wilcots 1-0. PD: Thomas 6, Billups 4, Dixon 1, Fulcher 1, Wilcots 1. FF: Krumrie 1. FR-YDS.: Skow 1-0.

## 1988 SEASON

## AFC CHAMPIONSHIP

Cincinnati Bengals 21, Buffalo Bills 10  
Sunday, Jan. 8, 1989 at Riverfront Stadium

The week before the AFC Championship game was filled with controversy, as Bills head coach Marv Levy convinced the NFL office that Bengals head coach Sam Wyche's no-huddle offense was illegal. Cincinnati had developed and employed the no-huddle attack all season, but shortly before kickoff, the league informed the team that game officials would severely restrict its use. Wyche eventually would prevail in this rule book battle. Nevertheless, his offense, forced to abandon its no-huddle tactics for this contest, returned to basics and led the charge in beating Buffalo for a berth in Super Bowl XXIII. It was Cincinnati's third victory of the year over Buffalo, the Bengals having also downed the Bills in the preseason and regular season. Cincinnati won with a punishing rushing game, running the ball on 50 of 73 offensive plays and gaining 175 of its 249 total yards on the ground. Cincinnati's defense recorded a solid performance, holding the Bills to 181 total yards, including just 53 in the second half. Cincinnati made eight of 16 combined third-down and fourth-down conversions while allowing the Bills a debilitating none of 11. Bengals rookie FB Ickey Woods had his second 100-yard rushing game of the postseason, gaining 102 on 29 carries. The Bengals advanced to the Super Bowl from what was, at the time, the worst previous-season finish (4-11) of any Super Bowl qualifier. Even to the present time, only the 1999 St. Louis Rams (4-12 in '98) have gone farther.

SCORE BY PERIODS	1	2	3	4	OT	PTS.
Buffalo .....	0	10	0	0	—	10
Cincinnati .....	7	7	0	7	—	21

TEAM — SCORING PLAY	QTR-LEFT
Cin. — Woods 1 run (Breech kick) .....	1-1:51
Buff. — Reed 9 pass from Kelly (Norwood kick) .....	2-13:21
Cin. — Brooks 10 pass from Esiason (Breech kick) .....	2-2:21
Buff. — Norwood 39 field goal .....	2-0:22
Cin. — Woods 1 run (Breech kick) .....	4-14:56

Missed FGs: Norwood (43WL). Attendance: 59,747. Time: 3:10.

TEAM STATISTICS	BUFF.	CIN.
First downs .....	10	23
Third down conversions-attempts .....	0-10	7-15
Total net yards .....	181	249
Net yards rushing .....	45	175
Net yards passing .....	136	74
Pass attempts-completions-interceptions .....	30-14-3	20-11-2
Sacks against-yards lost .....	3-27	3-20
Punts-average .....	6-45.1	6-36.8
Punt returns-yards .....	1-2	3-24
Kickoff returns-yards .....	3-57	3-30
Penalties-yards .....	5-50	4-45
Fumbles-lost .....	0-0	2-0
Time of possession .....	20:31	39:29

RUSHING									
BUFF.	ATT	YDS	LG	TD	CIN.	ATT	YDS	LG	TD
Mueller	8	21	13	0	Woods	29	102	16	2
Kelly	2	10	5	0	Wilson	5	29	9	0
Thomas	4	6	2	0	Esiason	7	26	29	0
Riddick	1	4	4	0	Jennings	2	12	8	0
Byrum	1	3	3	0	Brooks	7	6	5	0
Harmon	1	1	1	0					
TOTALS	17	45	13	0	TOTALS	50	175	29	2

PASSING									
BUFF.	ATT	CMP	YDS	TD-I	CIN.	ATT	CMP	YDS	TD-I
Kelly	30	14	163	1-3	Esiason	20	11	94	1-2
TOTALS	30	14	163	1-3	TOTALS	20	11	94	1-2

RECEIVING									
BUFF.	NO	YDS	LG	TD	CIN.	NO	YDS	LG	TD
Reed	5	55	18	1	Holman	4	38	21	0
Riddick	3	28	14	0	Brooks	2	21	11	1
Harmon	3	18	9	0	Riggs	2	16	13	0
T. Johnson	2	48	26	0	McGee	2	14	8	0
Metzelaars	1	14	14	0	Collinsworth	1	5	5	0
TOTALS	14	163	26	1	TOTALS	11	94	21	1

DEFENSE									
Buffalo (press box stats) — ST-AT-TT: Talley 7-4-11, Still 9-0-9, Bentley 5-4-9, L. Smith 4-2-6, Bennett 4-1-5, B. Smith 4-1-5, Burroughs 4-0-4, Conlan 3-1-4, Odomes 3-1-4, Radecic 3-1-4, Kelso 2-1-3, Jackson 2-0-2, Cocroft 1-0-1, Davis 1-0-1, Riddick 1-0-1, Rittcher 1-0-1. SKS.-YDS.: B. Smith 2-13, Still 1-7. INT.-YDS.: Kelso 1-25, Bentley 1-0. PD: Bentley 2, Kelso 2, Burroughs 1, Talley 1, Radecic 1. FF: Odomes 1. FR-YDS.: None.									

Cincinnati (press box stats) — ST-AT-TT: Krumrie 3-3-6, White 4-1-5, Thomas 4-0-4, Bussey 3-0-3, Barker 2-1-3, Fulcher 1-2-3, Horton 1-2-3, Wilcots 1-2-3, Williams 1-2-3, Buck 2-0-2, Zander 2-0-2, Dixon 1-1-2, Kelly 1-1-2, Grant 1-0-1, Skow 1-0-1, Billups 0-1-1. SKS.-YDS.: Buck 1-10, Grant 1-10, Williams 1-7. INT.-YDS.: Thomas 1-26, Fulcher 1-0, Billups 1-(-3). PD: Thomas 4, Billups 2, Fulcher 2, Wilcots 1. FF: None. FR-YDS.: None.

## 1988 SEASON

## SUPER BOWL XXIII

San Francisco 49ers 20, Cincinnati Bengals 16  
Sunday, Jan. 22, 1989 at Joe Robbie Stadium (Miami, Fla.)

NFL commissioner Pete Rozelle termed it the most exciting of the first 23 games in Super Bowl history, and the result regained some respect for the AFC, which had lost the last four contests by an average of more than 27 points. But the dominant emotion of the day still was heartbreak for head coach Sam Wyche's underdog Bengals, who took a 16-13 lead with 3:20 to play on Jim Breech's 40-yard FG before succumbing to a 92-yard, 11-play TD drive led by San Francisco QB Joe Montana. WR John Taylor's game-winning 10-yard TD catch from Montana came with just 34 seconds remaining. Never before had a Super Bowl been won on a TD so late in the game. Cincinnati played without FB Stanley Wilson, who was suspended for a substance abuse violation that occurred the night before the game. In addition, the Bengals played almost the entire contest without All-Pro NT Tim Krumrie, who suffered a severely broken leg early in the first quarter. The teams were tied 3-3 at halftime, tied again at 6-6 late in the third quarter, and then swapped TDs in quick succession. A 93-yard kickoff return by Cincinnati HB Stanford Jennings was countered by a four-play San Francisco TD drive. The third of Breech's three FGs gave Cincinnati its third lead of the day before Montana's final heroics saved the day for the 49ers. San Francisco WR Jerry Rice tied a Super Bowl record with 11 receptions (still tied; originally set by Bengals TE Dan Ross in Super Bowl XVI) for 215 yards and one TD, earning the game's MVP award. Montana completed 23 of 36 passes for 357 yards, two TDs and no INTs. The victory made San Francisco the first NFC team to win three Super Bowls.

SCORE BY PERIODS	1	2	3	4	OT	PTS.
Cincinnati .....	0	3	10	3	—	16
San Francisco .....	3	0	3	14	—	20

TEAM — SCORING PLAY	QTR-LEFT
S.F. — Cofer 41 field goal .....	1-3:14
Cin. — Breech 34 field goal .....	2-1:15
Cin. — Breech 43 field goal .....	3-5:39
S.F. — Cofer 32 field goal .....	3-0:50
Cin. — Jennings 93 kickoff return (Breech kick) .....	3-0:34
S.F. — Rice 14 pass from Montana (Cofer kick) .....	4-14:03
Cin. — Breech 40 field goal .....	4-3:20
S.F. — Taylor 10 pass from Montana (Cofer kick) .....	4-0:34

Missed FGs: Cofer (19WL, 49WR). Attendance: 75,129. Time: 3:24.

TEAM STATISTICS	CIN.	S.F.
First downs .....	13	23
Third down conversions-attempts .....	4-13	4-13
Total net yards .....	229	453
Net yards rushing .....	106	112
Net yards passing .....	123	341
Pass attempts-completions-interceptions .....	25-11-1	36-23-0
Sacks against-yards lost .....	5-21	4-16
Punts-average .....	5-44.6	4-37.0
Punt returns-yards .....	2-5	3-56
Kickoff returns-yards .....	3-132	5-77
Penalties-yards .....	7-65	4-32
Fumbles-lost .....	1-0	4-1
Time of possession .....	32:43	27:17

RUSHING									
CIN.	ATT	YDS	LG	TD	S.F.	ATT	YDS	LG	TD
Woods	20	79	10	0	Craig	17	71	13	0
Brooks	6	24	11	0	Rathman	5	23	11	0
Jennings	1	3	3	0	Montana	4	13	11	0
Esiason	1	0	0	0	Rice	1	5	5	0
TOTALS	28	106	11	0	TOTALS	27	112	13	0

PASSING									
CIN.	ATT	CMP	YDS	TD-I	S.F.	ATT	CMP	YDS	TD-I
Esiason	25	11	144	0-1	Montana	36	23	357	2-0
TOTALS	25	11	144	0-1	TOTALS	36	23	357	2-0

RECEIVING									
CIN.	NO	YDS	LG	TD	S.F.	NO	YDS	LG	TD
Collinsworth	3	40	23	0	Rice	11	215	44	1
Brown	3	32	17	0	Craig	8	101	40	0
Brooks	2	32	20	0	Frank	2	15	8	0
McGee	2	23	18	0	Rathman	1	16	16	0
Hillary	1	17	17	0	Taylor	1	10	10	1
TOTALS	11	144	23	0	TOTALS	23	357	44	2

DEFENSE									
Cincinnati (press box stats) — ST-AT-TT: Williams 9-1-10, Wilcots 7-0-7, Billups 5-0-5, Fulcher 5-0-5, Bussey 4-1-5, Zander 4-0-4, Buck 3-1-4, Grant 3-0-3, Horton 3-0-3, Thomas 2-1-3, Barker 2-0-2, McClendon 2-0-2, Dixon 1-0-1, White 1-0-1. SKS.-YDS.: Fulcher 1-6, Buck 1-5, Williams 1-3, Grant 1-2. INT.-YDS.: None. PD: Billups 1, Bussey 1, Fulcher 1. FF: Fulcher 1, Horton 1. FR-YDS.: Skow 1-0.									

San Francisco (press box stats) — ST-AT-TT: Fagan 6-0-6, Haley 6-0-6, McKyer 6-0-6, Lott 5-0-5, Fuller 4-1-5, Griffin 4-0-4, Carter 3-0-3, Roberts 3-0-3, Fahnhorst 1-1-2, Holt 1-0-1, Romanowski 1-0-1, Stubbs 1-0-1, Turner 1-0-1. SKS.-YDS.: Haley 2-10, Stubbs 1-8, Carter 1-3, Fagan 1-0. INT.-YDS.: Romanowski 1-0. PD: Fuller 1, Griffin 1, Lott 1, Romanowski 1. FF: None. FR-YDS.: None.

## 1990 SEASON

## AFC WILD CARD PLAYOFF

Cincinnati Bengals 41, Houston Oilers 14  
Sunday, Jan. 6, 1991 at Riverfront Stadium

Having been involved in a feisty regular-season rivalry with Houston for several years, Cincinnati got the chance to tangle with the Oilers in the postseason and responded with the most lopsided playoff win in team history. The Bengals outgained the Oilers by 123 yards (349-226) and set team postseason records for points (still stands) and victory margin (still stands), using a well-balanced offensive attack. Cincinnati's rushing game outgained Houston 187-67, yet no Bengals rusher totaled more than 57 yards. Cincinnati's passing game added another 162 net yards, yet no Bengals receiver had more than two catches. Houston, however, failed to mount a serious threat the entire game. The Bengals led 34-0 before the Oilers scored their first point late in the third quarter. Ironically, it was the Oilers who helped put the Bengals in the playoffs the previous week. Houston beat Pittsburgh 34-14 in its Sunday night regular-season finale, allowing Cincinnati to win the AFC Central Division tiebreaker (the Bengals, Oilers and Steelers all had finished 9-7).

SCORE BY PERIODS	1	2	3	4	OT	PTS.
Houston.....	0	0	7	7	—	14
Cincinnati.....	10	10	14	7	—	41

## TEAM — SCORING PLAY QTR.-LEFT

Cin. — Woods 1 run (Breech kick) .....	1-8:36
Cin. — Breech 27 field goal .....	1-1:10
Cin. — Green 2 pass from Esiason (Breech kick) .....	2-9:18
Cin. — Breech 30 field goal .....	2-0:43
Cin. — Ball 3 run (Breech kick) .....	3-11:34
Cin. — Esiason 10 run (Breech kick) .....	3-11:09
Hou. — Givins 16 pass from Carlson (Garcia kick) .....	3-5:15
Cin. — Kattus 9 pass from Esiason (Breech kick) .....	4-14:09
Hou. — Givins 5 pass from Carlson (Garcia kick) .....	4-6:59

Missed FGs: None. Attendance: 60,012. Time: 3:05.

## TEAM STATISTICS HOU. CIN.

First downs .....	13	24
Third down conversions-attempts .....	2-9	4-13
Total net yards .....	226	349
Net yards rushing .....	67	187
Net yards passing .....	159	162
Pass attempts-completions-interceptions .....	33-16-1	25-15-0
Sacks against-yards lost .....	1-6	0-0
Punts-average .....	6-42.6	3-45.0
Punt returns-yards .....	1-19	3-42
Kickoff returns-yards .....	6-114	3-58
Penalties-yards .....	5-33	4-40
Fumbles-lost .....	2-1	1-0
Time of possession .....	20:15	39:45

## RUSHING

HOU.	ATT	YDS	LG	TD	CIN.	ATT	YDS	LG	TD
Pinkett	5	43	16	0	Esiason	5	57	14	1
Carlson	4	22	12	0	Green	11	55	12	0
White	4	2	5	0	Ball	7	33	14	1
					Brooks	6	17	14	0
					Jennings	6	16	10	0
					Woods	6	11	4	1
					Wilhelm	3	-2	0	0
TOTALS	13	67	16	0	TOTALS	44	187	14	3

## PASSING

HOU.	ATT	CMP	YDS	TD-I	CIN.	ATT	CMP	YDS	TD-I
Carlson	33	16	165	2-1	Esiason	20	14	150	2-0
					Wilhelm	5	1	12	0-0
TOTALS	33	16	165	2-1	TOTALS	25	15	162	2-0

## RECEIVING

HOU.	NO	YDS	LG	TD	CIN.	NO	YDS	LG	TD
Givins	6	60	16t	2	Holman	2	51	46	0
Harris	4	37	17	0	McGee	2	23	19	0
Jeffries	2	33	23	0	Kattus	2	19	10	1
Duncan	1	15	15	0	Green	2	15	13	1
Pinkett	1	10	10	0	Jennings	2	15	12	0
Hill	1	5	5	0	Brown	2	14	9	0
White	1	5	5	0	Woods	2	13	9	0
					Barber	1	12	12	0
TOTALS	16	165	23	2	TOTALS	15	162	46	2

## DEFENSE

Houston (press box stats) — ST-AT-TT: Kinard 8-4-12, McDowell 7-0-7, Grimsley 4-3-7, Lathon 6-0-6, Dishman 4-1-5, Childress 4-0-4, Meads 3-0-3, Allen 2-0-2, Fuller 2-0-2, S.Jones 2-0-2, D.Smith 2-0-2, Maggs 1-0-1, A.Smith 1-0-1, E.Johnson 0-1-1, R.Johnson 0-1-1. SKS.-YDS.: None. INT.-YDS.: None. PD: McDowell 2, Kinard 1, Lathon 1. FF: None. FR-YDS.: None.

Cincinnati (press box stats) — ST-AT-TT: Thomas 6-1-7, Bussey 5-0-5, Grant 3-1-4, Francis 3-0-3, Jones 2-1-3, Krumrie 2-1-3, Fulcher 0-3-3, Billups 2-0-2, Carter 1-0-1. SKS.-YDS.: (team) 1-6. INT.-YDS.: Fulcher 1-43. PD: Fulcher 2, Grant 2, Billups 1, Francis 1, Jones 1. FF: None. FR-YDS.: Francis 1-0.

## 1990 SEASON

## AFC DIVISIONAL PLAYOFF

L.A. Raiders 20, Cincinnati Bengals 10  
Sunday, Jan. 13, 1991 at Los Angeles Coliseum

Los Angeles QB Jay Schroeder, who would join the Bengals as a free agent in 1993, threw two TD passes to help the Raiders defeat Cincinnati and advance to the AFC Championship game. Cincinnati scored first on Jim Breech's 27-yard FG in the second quarter, but Schroeder hit WR Mervyn Fernandez with a 13-yard scoring strike to give Los Angeles a 7-3 halftime lead. The Raiders increased their lead to 10-3 on K Jeff Jaeger's 49-yard FG in the third quarter, and put the game away with 10 unanswered fourth-quarter points on a 41-yard Schroeder pass to TE Ethan Horton and a 25-yard Jaeger FG. The Raiders rushed for 235 yards, including 140 on 21 carries by RB Marcus Allen. DE Greg Townsend had three of the Raiders' four sacks. Raiders RB Bo Jackson, a popular two-sport professional athlete who also played Major League Baseball, rushed for 77 yards on six carries. This game, however, is best remembered by many as the contest that ended Jackson's NFL career. He suffered a hip injury on a tackle by Cincinnati LB Kevin Walker in the third quarter and, though the injury was not considered particularly severe at the time, Jackson never fully recovered to play in the NFL again.

SCORE BY PERIODS	1	2	3	4	OT	PTS.
Cincinnati.....	0	3	0	7	—	10
L.A. Raiders.....	0	7	3	10	—	20

## TEAM — SCORING PLAY QTR.-LEFT

Cin. — Breech 27 field goal .....	2-12:07
LARaid. — Fernandez 13 pass from Schroeder (Jaeger kick) .....	2-7:29
LARaid. — Jaeger 49 field goal .....	3-5:41
Cin. — Jennings 8 pass from Esiason (Breech kick) .....	4-11:49
LARaid. — Horton 41 pass from Schroeder (Jaeger kick) .....	4-8:52
LARaid. — Jaeger 25 field goal .....	4-0:19

Missed FGs: None. Attendance: 92,045. Time: 2:35.

## TEAM STATISTICS CIN. LARaid.

First downs .....	12	20
Third down conversions-attempts .....	5-12	5-11
Total net yards .....	182	389
Net yards rushing .....	124	235
Net yards passing .....	58	154
Pass attempts-completions-interceptions .....	15-8-0	21-11-1
Sacks against-yards lost .....	4-46	3-18
Punts-average .....	5-51.6	2-39.5
Punt returns-yards .....	0-0	3-40
Kickoff returns-yards .....	4-82	1-18
Penalties-yards .....	1-5	0-0
Fumbles-lost .....	1-0	0-0
Time of possession .....	28:17	31:43

## RUSHING

CIN.	ATT	YDS	LG	TD	LARaid.	ATT	YDS	LG	TD
Woods	11	73	18	0	Allen	21	140	20	0
Brooks	11	26	5	0	Jackson	6	77	34	0
Ball	5	14	6	0	Smith	5	18	5	0
Esiason	2	11	8	0					
TOTALS	29	124	18	0	TOTALS	32	235	34	0

## PASSING

CIN.	ATT	CMP	YDS	TD-I	LARaid.	ATT	CMP	YDS	TD-I
Esiason	15	8	104	1-0	Schroeder	21	11	172	2-1
TOTALS	15	8	104	1-0	TOTALS	21	11	172	2-1

## RECEIVING

CIN.	NO	YDS	LG	TD	LARaid.	NO	YDS	LG	TD
Holman	2	51	40	0	Horton	4	77	41t	1
Brown	2	18	15	0	T.Brown	3	42	26	0
Brooks	1	22	22	0	Fernandez	2	24	13t	1
Jennings	1	8	8t	1	Allen	1	24	24	0
Woods	1	5	5	0	Smith	1	5	5	0
McGee	1	0	0	0					
TOTALS	8	104	40	1	TOTALS	11	172	41t	2

## DEFENSE

Cincinnati (press box stats) — ST-AT-TT: Bussey 7-0-7, Fulcher 5-1-6, Grant 4-1-5, Walker 4-1-5, Zander 4-1-5, Francis 3-2-5, Krumrie 4-0-4, McClendon 3-1-4, White 3-0-3, Billups 2-0-2, Thomas 2-0-2, Wilcots 1-1-2, Buck 1-0-1, Jones 1-0-1. SKS.-YDS.: Zander 1-10, Grant 1-5, Buck 1-3. INT.-YDS.: Fulcher 1-11. PD: Fulcher 2, Thomas 1, Wilcots 1, Zander 1. FF: None. FR-YDS.: None.

L.A. Raiders (press box stats) — ST-AT-TT: Ellison 10-1-11, Benson 5-4-9, Golic 5-4-9, Anderson 3-3-6, Harden 4-1-5, Townsend 4-0-4, Davis 3-1-4, McDaniel 3-0-3, Long 2-1-3, Gordon 1-1-2, Robinson 1-0-1, Washington 0-1-1. SKS.-YDS.: Townsend 3-36, Long 1-10. INT.-YDS.: None. PD: Anderson 1, Benson 1, Ellison. FF: None. FR-YDS.: None.

## 2005 SEASON

## AFC WILD CARD PLAYOFF

Pittsburgh Steelers 31, Cincinnati Bengals 17  
Sunday, Jan. 8, 2006 at Paul Brown Stadium

The atmosphere was super-charged at Paul Brown Stadium as the AFC North Champion Bengals made their first postseason appearance in 15 years. But Cincinnati was dealt a devastating blow on its second offensive play, as QB Carson Palmer was lost to a serious knee injury while completing his first NFL postseason pass — a club postseason-record 66 yards to WR Chris Henry. Backup QB Jon Kitna took over for Palmer and helped Cincinnati earn a 17-14 halftime lead, but Pittsburgh owned the second half. The Bengals' offense had just six first downs and 105 net yards in the final two periods and failed to score another point. The Steelers used a botched snap on a Bengals FG attempt and two INTs thrown by Kitna to control the second half and claim the first-ever postseason meeting between the divisional rivals. Pittsburgh, which finished second to the Bengals in the AFC North and entered the playoffs as No. 6-seeded Wild Card, went on to win Super Bowl XL.

SCORE BY PERIODS	1	2	3	4	OT	PTS.
Pittsburgh .....	0	14	14	3	—	31
Cincinnati .....	10	7	0	0	—	17

TEAM — SCORING PLAY	QTR.-LEFT
Cin. — S.Graham 23 field goal .....	1-6:54
Cin. — R.Johnson 20 run (S.Graham kick) .....	1-1:09
Pitt. — W.Parker 19 pass from B.Roethlisberger (J.Reed kick) .....	2-13:11
Cin. — T.Houshmandzadeh 7 pass from J.Kitna (S.Graham kick) .....	2-6:13
Pitt. — H.Ward 5 pass from B.Roethlisberger (J.Reed kick) .....	2-3:48
Pitt. — J.Bettis 5 run (J.Reed kick) .....	3-5:12
Pitt. — C.Wilson 43 pass from B.Roethlisberger (J.Reed kick) .....	3-1:13
Pitt. — J.Reed 21 field goal .....	4-10:29

Missed FGs: None. Attendance: 65,870. Time: 3:03.

TEAM STATISTICS	PITT.	CIN.
First downs .....	19	19
Third down conversions-attempts .....	6-11	9-16
Total net yards .....	346	327
Net yards rushing .....	144	84
Net yards passing .....	202	243
Pass attempts-completions-interceptions .....	21-14-0	41-25-2
Sacks against-yards lost .....	1-6	4-20
Punts-average .....	3-47.0	3-43.7
Punt returns-yards .....	2-21	2-15
Kickoff returns-yards .....	4-94	6-127
Penalties-yards .....	6-39	7-90
Fumbles-lost .....	0-0	2-0
Time of possession .....	28:57	31:03

## RUSHING

PITT.	ATT	YDS	LG	TD	CIN.	ATT	YDS	LG	TD
J.Bettis	10	52	25	1	R.Johnson	13	56	20t	1
V.Haynes	3	46	26	0	J.Kitna	4	25	12	0
W.Parker	16	38	7	0	C.Perry	2	3	2	0
A.Randle El	1	5	5	0	K.Larson	1	0	0	0
B.Roethlisberger	4	3	6	0					
TOTALS	34	144	26	1	TOTALS	20	84	20t	1

## PASSING

PITT.	ATT	CMP	YDS	TD-I	CIN.	ATT	CMP	YDS	TD-I
B.Roethlisberger	19	14	208	3-0	J.Kitna	40	24	197	1-2
J.Bettis	1	0	0	0-0	C.Palmer	1	1	66	0-0
A.Randle El	1	0	0	0-0					
TOTALS	21	14	208	3-0	TOTALS	41	25	263	1-2

## RECEIVING

PITT.	NO	YDS	LG	TD	CIN.	NO	YDS	LG	TD
C.Wilson	3	104	54	1	C.Perry	6	11	6	0
W.Parker	3	41	19t	1	K.Walter	5	73	24	0
H.Miller	2	15	9	0	C.Johnson	4	59	24	0
A.Randle El	2	15	15	0	T.Houshmandzadeh	4	25	8	1
H.Ward	2	10	5t	1	R.Johnson	2	14	11	0
V.Haynes	1	14	14	0	M.Schobel	2	11	8	0
J.Tuman	1	9	9	0	C.Henry	1	66	66	0
					R.Kelly	1	4	4	0
TOTALS	14	208	54	3	TOTALS	25	263	66	1

## DEFENSE

Pittsburgh (press box stats) — ST-AT-TT: T.Carter 7-0-7, L.Foote 4-3-7, D.Townsend 5-1-6, T.Polamalu 4-2-6, J.Farrior 3-1-4, C.Haggans 2-2-4, I.Taylor 3-0-3, C.Hope 1-2-3, A.Smith 1-2-3, J.Porter 0-3-3, C.Hampton 2-0-2, C.Hoke 1-1-2, B.McFadden 1-0-1, S.Morey 1-0-1, T.Kirschke 1-0-1, A.Frazier 0-1-1. SKS.-YDS.: C.Hoke 1-2, L.Foote 0.5-4.5, C.Haggans 0.5-4.5, T.Polamalu 0.5-2.5, J.Porter 0.5-2.5, (team) 1-4. INT.-YDS.: J.Farrior 1-22, T.Polamalu 1-4, C.Hope 0-5. PD: I.Taylor 2, D.Townsend 2, J.Farrior 1, C.Hope 1, T.Polamalu 1. FF: None. FR-YDS.: None.

Cincinnati (press box stats) — ST-AT-TT: D.Pollack 5-3-8, O.Thurman 3-5-8, K.Kaevsiharn 4-2-6, I.Ohalet 4-0-4, D.O'Neal 4-0-4, T.James 3-1-4, B.Simmons 3-1-4, J.Smith 3-1-4, R.Geathers 2-0-2, L.Johnson 0-2-2, B.Robinson 1-0-1, R.Bauman 0-1-1, H.Navies 0-1-1, S.Smith 0-1-1. SKS.-YDS.: D.Pollack 1-6. INT.-YDS.: None. PD: R.Geathers 1, D.O'Neal 1. FF: None. FR-YDS.: None.

## 2009 SEASON

## AFC WILD CARD PLAYOFF

N.Y. Jets 24, Cincinnati Bengals 14  
Saturday, Jan. 9, 2010 at Paul Brown Stadium

In a Wild Card Playoff that was relatively even in most statistical categories, the AFC North Champion Bengals were minus-two in turnover differential and could not hold an early lead against the visiting Jets. Cincinnati led 7-0 after the first quarter, on an 11-yard TD pass from QB Carson Palmer to WR Laveranues Coles, but New York gained a 14-7 halftime lead with two scores in a span of less than six minutes in the second quarter. Possession for the go-ahead TD drive was gained by the Jets on an INT by Pro Bowl CB Darrelle Revis. The Bengals' second-half comeback efforts were crippled by missed FG attempts of 35 and 28 yards by K.Shayne Graham. Bengals HB Cedric Benson scored on a 47-yard run in the fourth quarter, and his 169 rushing yards for the game set a Bengals postseason record. The Jets defeated the San Diego Chargers in their Divisional Playoff the following week to advance to the AFC Championship game, where they lost to the Indianapolis Colts.

SCORE BY PERIODS	1	2	3	4	OT	PTS.
N.Y. Jets .....	0	14	7	3	—	24
Cincinnati .....	7	0	0	7	—	14

TEAM — SCORING PLAY	QTR.-LEFT
Cin. — L.Coles 11 pass from C.Palmer (S.Graham kick) .....	1-7:07
NYJ — S.Greene 39 run (J.Feely kick) .....	2-11:52
NYJ — D.Keller 45 pass from M.Sanchez (J.Feely kick) .....	2-6:19
NYJ — T.Jones 9 run (J.Feely kick) .....	3-2:18
Cin. — C.Benson 47 run (S.Graham kick) .....	4-11:04
NYJ — J.Feely 20 field goal .....	4-5:47

Missed FGs: S.Graham (35WL, 28WR). Attendance: 63,686. Time: 3:02.

TEAM STATISTICS	NYJ	CIN.
First downs .....	15	18
Third down conversions-attempts .....	3-12	5-14
Total net yards .....	353	281
Net yards rushing .....	171	171
Net yards passing .....	182	110
Pass attempts-completions-interceptions .....	15-12-0	36-18-1
Sacks against-yards lost .....	0-0	3-36
Punts-average .....	7-31.4	4-48.0
Punt returns-yards .....	2-26	1-23
Kickoff returns-yards .....	3-56	5-128
Penalties-yards .....	9-76	6-55
Fumbles-lost .....	0-0	2-1
Time of possession .....	33:02	26:58

## RUSHING

NYJ	ATT	YDS	LG	TD	CIN.	ATT	YDS	LG	TD
S.Greene	21	135	39t	1	C.Benson	21	169	47t	1
T.Jones	15	34	9t	1	C.Palmer	1	2	2	0
B.Smith	2	4	2	0					
M.Sanchez	3	-2	0	0					
TOTALS	41	171	39t	2	TOTALS	22	171	47t	1

## PASSING

NYJ	ATT	CMP	YDS	TD-I	CIN.	ATT	CMP	YDS	TD-I
M.Sanchez	15	12	182	1-0	C.Palmer	36	18	146	1-1
TOTALS	15	12	182	1-0	TOTALS	36	18	146	1-1

## RECEIVING

NYJ	NO	YDS	LG	TD	CIN.	NO	YDS	LG	TD
J.Cotchery	6	67	18	0	L.Coles	6	48	13	1
D.Keller	3	99	45t	1	Q.Cosby	3	26	14	0
B.Edwards	2	15	16	0	C.Benson	3	12	5	0
B.Smith	1	1	1	0	C.Johnson	2	28	19	0
					A.Caldwell	2	25	13	0
					B.Leonard	2	7	6	0
TOTALS	12	182	45t	1	TOTALS	18	146	19	1

## DEFENSE

N.Y. Jets (press box stats) — ST-AT-TT: B.Thomas 7-0-7, S.Ellis 5-1-6, L.Sheppard 5-1-6, B.Scott 2-3-5, D.Harris 3-1-4, C.Pace 3-1-4, J.Leonard 2-2-4, D.Revis 2-1-3, D.Coleman 2-0-2, D.Lowery 1-1-2, M.Douglas 0-2-2, K.Rhodes 0-2-2, J.Ihedigbo 1-0-1, M.Devito 0-1-1, H.Green 0-1-1, S.Pouha 0-1-1. SKS.-YDS.: J.Leonard 1-18, S.Ellis 1-10, B.Thomas 1-8. INT.-YDS.: D.Revis 1-20. PD: D.Lowery 2, L.D.Revis 1, B.Scott 1, Sheppard 1, B.Thomas 1. FF: J.Leonard 1, B.Thomas 1. FR-YDS.: S.Ellis 1-0.

Cincinnati (press box stats) — ST-AT-TT: C.Ndukwe 7-3-10, D.H.Jones 4-3-7, L.Hall 4-2-6, J.Joseph 3-2-5, T.Johnson 2-3-5, J.Fanene 4-0-4, C.Crocker 3-1-4, K.Rivers 3-1-4, B.Johnson 1-3-4, D.Peko 1-3-4, R.Geathers 1-2-3, M.Trent 1-1-2. SKS.-YDS.: None. INT.-YDS.: None. PD: B.Johnson 2. FF: None. FR-YDS.: None.

## 2011 SEASON

## AFC WILD CARD PLAYOFF

Houston Texans 31, Cincinnati Bengals 10  
Saturday, Jan. 7, 2012 at Reliant Stadium

The visiting Bengals set the tone early with a one-yard Cedric Benson TD, a Mike Nugent FG and a strong defensive first half. But big plays would prove to be the difference in the game, and Houston had plenty. With 52 seconds left in the first half, Texans DE J.J. Watt intercepted an Andy Dalton pass and returned it 29 yards for a TD, stirring an already-raucous Reliant Stadium crowd. Trailing 17-10 entering the second half, the Bengals briefly kept the game close, but the Texans pulled ahead 24-10 when WR Andre Johnson scored on a 40-yard reception with 1:08 left in the third quarter. With 5:15 left in the contest, Texans RB Arian Foster, who had a game-high 152 rushing yards, ran 42 yards down the right sideline for a TD that completed the scoring. Bengals QB and Houston area native Andy Dalton passed 27-for-42 for 257 yards, but had three INTs. Houston advanced to the divisional round of the playoffs with the win, but lost to the Baltimore Ravens in that game, 20-13.

SCORE BY PERIODS	1	2	3	4	OT	PTS.
Cincinnati.....	7	3	0	0	—	10
Houston.....	7	10	7	7	—	31

TEAM — SCORING PLAY	QTR.-LEFT
Cin. — C.Benson 1 run (M.Nugent kick).....	1-7:34
Hou. — A.Foster 8 run (N.Rackers kick).....	1-4:57
Cin. — M.Nugent 37 field goal.....	2-7:09
Hou. — N.Rackers 39 field goal.....	2-1:48
Hou. — J.Watt 29 interception return (N.Rackers kick).....	2-0:52
Hou. — A.Johnson 40 pass from T.Yates (N. Rackers kick).....	3-1:08
Hou. — A.Foster 42 run (N.Rackers kick).....	4-5:15

Missed FGs: M.Nugent (50WR). Attendance: 71,725. Time: 3:04.

TEAM STATISTICS	CIN.	HOU.
First downs.....	21	19
Third down conversions-attempts.....	6-13	6-12
Total net yards.....	300	340
Net yards rushing.....	76	188
Net yards passing.....	224	152
Pass attempts-completions-interceptions.....	42-27-3	20-11-0
Sacks against-yards lost.....	4-33	2-7
Punts-average.....	3-48.3	5-50.2
Punt returns-yards.....	3-20	3-12
Kickoff returns-yards.....	1-22	0-0
Penalties-yards.....	3-25	5-87
Fumbles-lost.....	1-0	0-0
Time of possession.....	30:17	29:43

## RUSHING

CIN.	ATT	YDS	LG	TD	HOU.	ATT	YDS	LG	TD
B.Leonard	3	34	19	0	A.Foster	24	153	42t	2
A.Dalton	3	17	15	0	B.Tate	9	37	9	0
C.Benson	7	14	7	1	J.Casey	1	0	0	0
B.Scott	6	11	4	0	T.Yates	1	-2	-2	0
TOTALS	19	76	19	1	TOTALS	35	188	42t	2

## PASSING

CIN.	ATT	CMP	YDS	TD-I	HOU.	ATT	CMP	YDS	TD-I
A.Dalton	42	27	257	0-3	T.Yates	20	11	159	1-0
TOTALS	42	27	257	0-3	TOTALS	20	11	159	1-0

## RECEIVING

CIN.	NO	YDS	LG	TD	HOU.	NO	YDS	LG	TD
B.Leonard	6	36	16	0	A.Johnson	5	90	40t	1
A.Green	5	47	21	0	A.Foster	3	29	15	0
J.Gresham	5	46	16	0	O.Daniels	2	29	21	0
J.Simpson	3	33	16	0	K.Walter	1	11	11	0
B.Scott	3	29	11	0					
R.Whalen	2	24	20	0					
D.Lee	1	36	36	0					
A.Hawkins	1	8	8	0					
C.Benson	1	-2	-2	0					
TOTALS	27	257	36	0	TOTALS	11	159	40t	1

## DEFENSE

Cincinnati (press box stats) — ST-AT-TT: T.Howard 6-0-6, J.Fanene 5-1-6, R.Nelson 5-1-6, M.Lawson 4-1-5, A.Jones 4-0-4, D.Peko 4-0-4, G.Atkins 3-1-4, N.Clements 3-0-3, R.Geathers 2-1-3, R.Mauluga 1-2-3, C.Crocker 2-0-2, K.Jennings 2-0-2, F.Rucker 1-1-2, C.Dunlap 1-0-1, D.Skuta 1-0-1. SKS.-YDS.: R.Nelson 1-7, G.Atkins 1-0. INT.-YDS.: None. PD: N.Clements 1, C.Crocker 1, J.Fanene 1. FF: None. FR-YDS.: None.

Houston (press box stats) — ST-AT-TT: B.Cushing 5-3-8, D.Manning 5-2-7, J.Joseph 6-0-6, A.Smith 5-0-5, G.Quin 4-1-5, J.Allen 3-2-5, B.Reed 3-2-5, K.Jackson 3-1-4, E.Mitchell 3-1-4, D.Ryans 2-2-4, C.Barwin 3-0-3, S.Cody 1-2-3, J.Watt 2-0-2, T.Jamison 1-1-2, Q.Demps 1-0-1, T.Dobbins 1-0-1. SKS.-YDS.: E.Mitchell 1-9, B.Reed 1-9, A.Smith 1-8, J.Watt 1-7. INT.-YDS.: J.Watt 1-29, D.Manning 1-0, J.Joseph 1-(-1). PD: J.Joseph 2, B.McCain 2, J.Allen 1, T.Jamison 1, D.Manning 1, E.Mitchell 1, J. Watt 1. FF: None. FR-YDS.: None.

## 2012 SEASON

## AFC WILD CARD PLAYOFF

Houston Texans 19, Cincinnati Bengals 13  
Sunday, Jan. 5, 2013 at Reliant Stadium

The Bengals were outgained 420-198 and had only 21:11 possession time, but they hung in against the favored Texans on the strength of a defensive TD and excellent defense in the red zone. Cincinnati had a first down at the Houston 35 with 3:40 to play, looking for a TD for the lead, but the offense could get no farther, and Houston ran out the clock after Cincinnati surrendered the ball on downs. The Bengals got their lone TD on a 21-yard Leon Hall INT return in the second quarter, a play that gave Cincinnati a 7-6 lead. The defense overall was in a bend-but-not-break mode, allowing four red-zone penetrations but forcing the Texans to settle for one TD and three FGs. Houston RB Arian Foster was the day's outstanding individual performer, rushing for 140 yards on 32 carries.

SCORE BY PERIODS	1	2	3	4	OT	PTS.
Cincinnati.....	0	7	3	3	—	13
Houston.....	3	6	7	3	—	19

TEAM — SCORING PLAY	QTR.-LEFT
Hou. — S.Graham 48 field goal.....	1-7:49
Hou. — S.Graham 27 field goal.....	2-13:07
Cin. — L.Hall 21 interception return (J.Brown kick).....	2-9:30
Hou. — S.Graham 22 field goal.....	2-2:19
Hou. — A.Foster 1 run (S.Graham kick).....	3-10:31
Cin. — J.Brown 34 field goal.....	3-7:48
Hou. — S.Graham 24 field goal.....	4-14:17
Cin. — J.Brown 47 field goal.....	4-9:03

Missed FGs: None. Attendance: 71,738. Time: 3:03.

TEAM STATISTICS	CIN.	HOU.
First downs.....	12	24
Third down conversions-attempts.....	0-9	8-17
Total net yards.....	198	420
Net yards rushing.....	80	158
Net yards passing.....	118	262
Pass attempts-completions-interceptions.....	30-14-1	38-29-1
Sacks against-yards lost.....	2-9	0-0
Punts-average.....	5-46.6	3-42.0
Punt returns-yards.....	3-12	2-14
Kickoff returns-yards.....	6-156	2-47
Penalties-yards.....	5-51	7-55
Fumbles-lost.....	1-0	0-0
Time of possession.....	21:11	38:49

## RUSHING

CIN.	ATT	YDS	LG	TD	HOU.	ATT	YDS	LG	TD
B.Green-Ellis	11	63	29	0	A.Foster	32	140	17	1
A.Dalton	4	15	12	0	K.Martin	1	16	16	0
B.Leonard	1	2	2	0	M.Schaub	4	1	2	0
					B.Tate	2	1	1	0
TOTALS	16	80	29	0	TOTALS	39	158	17	1

## PASSING

CIN.	ATT	CMP	YDS	TD-I	HOU.	ATT	CMP	YDS	TD-I
A.Dalton	30	14	127	0-1	M.Schaub	38	29	262	0-1
TOTALS	30	14	127	0-1	TOTALS	38	29	262	0-1

## RECEIVING

CIN.	NO	YDS	LG	TD	HOU.	NO	YDS	LG	TD
A.Green	5	80	45	0	O.Daniels	9	91	19	0
M.Jones	3	34	15	0	A.Foster	8	34	13	0
A.Hawkins	2	15	8	0	A.Johnson	4	62	22	0
J.Gresham	2	7	6	0	K.Walter	4	26	12	0
B.Green-Ellis	2	-9	-3	0	G.Graham	3	29	20	0
					J.Casey	1	20	20	0
TOTALS	14	127	45	0	TOTALS	29	262	22	0

## DEFENSE

Cincinnati (press box stats) — ST-AT-TT: R.Nelson 9-1-10, R.Mauluga 6-4-10, N.Clements 8-1-9, T.Newman 7-0-7, V.Burfit 4-2-6, L.Hall 4-0-4, P.Sims 4-0-4, D.Peko 3-1-4, R.Geathers 2-2-4, C.Dunlap 2-1-3, G.Atkins 1-2-3, M.Lawson 2-0-2, M.Johnson 1-1-2, E.Lamur 1-1-2, A.Jones 1-0-1, D.Skuta 1-0-1, W.Gilberry 0-1-1. SKS.-YDS.: None. INT.-YDS.: L.Hall 1-21. PD: L.Hall 1, A.Jones 1, T.Newman 1. FF: None. FR-YDS.: None.

Houston (press box stats) — ST-AT-TT: J.Joseph 5-0-5, J.Watt 5-0-5, B.James 4-0-4, S.Keo 2-2-4, B.Reed 3-0-3, C.Barwin 2-0-2, K.Jackson 2-0-2, G.Quin 2-0-2, A.Smith 2-0-2, B.Harris 1-0-1, D.Manning 1-0-1, E.Mitchell 1-0-1, B.Ruud 1-0-1. SKS.-YDS.: J.Watt 1-9, B.Reed 1-0. INT.-YDS.: J.Joseph 1-14. PD: G.Quin 3, K.Jackson 2, J.Joseph 2, J.Watt 2, C.Barwin 1, B.Harris 1. FF: None. FR-YDS.: None.



## 2013 SEASON

## AFC WILD CARD PLAYOFF

San Diego Chargers 27, Cincinnati Bengals 10  
Sunday, Jan. 5, 2014 at Paul Brown Stadium

The AFC North Division champion Bengals piled up a 439-318 yardage edge in their Wild Card playoff vs. San Diego, but the Chargers won with relative ease while posting a plus-four edge in turnover differential (four takeaways, no giveaways). The Bengals held a 10-7 halftime lead, but San Diego went ahead on an 80-yard TD drive on its first possession of the third quarter. The Chargers added a third-quarter FG after Bengals QB Andy Dalton lost a fumble, and the Chargers tacked on a fourth-quarter TD following an INT. The Bengals' lone TD came on a four-yard second-quarter pass from Dalton to TE Jermaine Gresham. WR Marvin Jones set a Bengals postseason record with 130 receiving yards, topping a former mark of 120 by Cris Collinsworth, and Dalton's 334 passing yards were second-most in Bengals postseason annals. The Chargers, a Wild Card playoff entry, advanced to a Divisional round game at New England.

SCORE BY PERIODS	1	2	3	4	OT	PTS.
San Diego .....	7	0	10	10	—	27
Cincinnati .....	0	10	0	0	—	10

TEAM — SCORING PLAY	QTR-LEFT
S.D. — D.Woodhead 5 run (N.Novak kick) .....	1-0:48
Cin. — J.Gresham 4 pass from A.Dalton (M.Nugent kick) .....	2-5:59
Cin. — M.Nugent 46 field goal .....	2-0:00
S.D. — L.Green 4 pass from P.Rivers (N.Novak kick) .....	3-6:46
S.D. — N.Novak 25 field goal .....	3-2:00
S.D. — N.Novak 23 field goal .....	4-14:16
S.D. — R.Brown 58 run (N.Novak kick) .....	4-2:17

Missed FGs: None. Attendance: 62,277. Time: 3:10.

TEAM STATISTICS	S.D.	CIN.
First downs .....	16	27
Third down conversions-attempts .....	4-12	3-12
Total net yards .....	318	439
Net yards rushing .....	196	113
Net yards passing .....	122	326
Pass attempts-completions-interceptions .....	16-12-0	51-29-2
Sacks against-yards lost .....	1-6	3-8
Punts-average .....	6-43.2	3-39.3
Punt returns-yards .....	0-0	3-6
Kickoff returns-yards .....	1-23	6-151
Penalties-yards .....	5-28	4-38
Fumbles-lost .....	0-0	3-2
Time of possession .....	29:28	30:32

## RUSHING

S.D.	ATT	YDS	LG	TD	CIN.	ATT	YDS	LG	TD
R.Brown	8	77	58t	1	G.Bernard	12	45	12	0
D.Woodhead	15	54	9	1	B.Green-Ellis	8	42	12	0
R.Mathews	13	52	8	0	A.Dalton	5	26	12	0
E.Royal	1	9	9	0					
P.Rivers	2	4	2	0					
L.McClain	1	0	0	0					
TOTALS	40	196	58t	2	TOTALS	25	113	12	0

## PASSING

S.D.	ATT	CMP	YDS	TD-I	CIN.	ATT	CMP	YDS	TD-I
P.Rivers	16	12	128	1-0	A.Dalton	51	29	334	1-2
TOTALS	16	12	128	1-0	TOTALS	51	29	334	1-2

## RECEIVING

S.D.	NO	YDS	LG	TD	CIN.	NO	YDS	LG	TD
L.Green	3	34	22	1	M.Jones	8	130	49	0
K.Allen	2	21	12	0	G.Bernard	7	73	17	0
D.Woodhead	2	14	11	0	J.Gresham	7	64	13	1
R.Mathews	2	12	9	0	A.Green	3	34	14	0
E.Royal	1	33	33	0	A.Hawkins	3	20	10	0
R.Brown	1	9	9	0	M.Sanu	1	13	13	0
A.Gates	1	5	5	0					
TOTALS	12	128	33	1	TOTALS	29	334	49	1

## DEFENSE

San Diego (press box stats) — ST-AT-TT: D.Butler 9-3-12, M.Te'o 3-4-7, J.Addae 4-1-5, M.Gilchrist 3-2-5, J.Johnson 3-2-5, C.Liugot 3-2-5, R.Walker 3-2-5, E.Weddle 3-2-5, S.Wright 3-2-5, M.Ingram 0-3-3, R.Marshall 2-0-2, C.Thomas 2-0-2, D.Stuckey 1-1-2, L.Guy 1-0-1, K.Reyes 0-1-1. SKS-YDS.: J.Johnson 1-4, C.Thomas 1-3, C.Liugot 1-1. INT-YDS.: S.Wright 1-30, M.Ingram 1-3. PD: D.Stuckey 2, M.Ingram 1, K.Reyes 1, E.Weddle 1, S.Wright 1. FF: D.Butler 1. FR-YDS.: R.Marshall 1-13, J.Addae 1-0.

Cincinnati (press box stats) — ST-AT-TT: R.Mauluga 12-3-15, A.Jones 7-0-7, V.Burfit 2-5-7, B.Thompson 3-2-5, R.Nelson 4-0-4, C.Dunlap 2-2-4, J.Harrison 3-0-3, W.Gilberry 2-1-3, G.Iloka 2-0-2, D.Kirkpatrick 2-0-2, D.Peko 2-0-2, C.Crocker 1-1-2, M.Johnson 1-0-1. SKS-YDS.: V.Burfit 0.5-3, C.Crocker 0.5-3. INT-YDS.: None. PD: None. FF: None. FR-YDS.: None.

## 2014 SEASON

## AFC WILD CARD PLAYOFF

Indianapolis Colts 26, Cincinnati Bengals 10  
Sunday, Jan. 4, 2015 at Lucas Oil Stadium

Significantly depleted in their receiving corps, the Bengals were no match for the AFC South champion Colts. Indianapolis QB Andrew Luck passed for 376 yards, re-setting a Bengals opponent playoff record previously held by QB Joe Montana from Super Bowl XXIII (357). The Colts totaled 482 yards to Cincinnati's 254. The Bengals moved the ball well on their first two possessions and were tied 7-7 late in the first quarter, after a 74-yard TD drive. At halftime, Cincinnati trailed by only 13-10, thanks to a 57-yard Mike Nugent FG near the end of the second quarter. The 57-yarder was a Bengals postseason record by 10 yards and topped by two yards the team regular-season record of 55 that Nugent shared with K Chris Bahr. But the Bengals managed only 98 net yards and no points in the second half, while the Colts struck for a Luck 36-yard TD pass and two FGs by K Adam Vinatieri. The Bengals played without their top two leaders in receptions — WR A.J. Green (concussion) and TE Jermaine Gresham (back strain).

SCORE BY PERIODS	1	2	3	4	OT	PTS.
Cincinnati .....	7	3	0	0	—	10
Indianapolis .....	7	6	10	3	—	26

TEAM — SCORING PLAY	QTR-LEFT
Ind. — D.Herron 2 run (A.Vinatieri kick) .....	1-11:05
Cin. — J.Hill 1 run (M.Nugent kick) .....	1-1:28
Ind. — A.Vinatieri 38 field goal .....	2-12:41
Ind. — A.Vinatieri 29 field goal .....	2-8:34
Cin. — M.Nugent 57 field goal .....	2-0:10
Ind. — D.Moncrief 36 pass from A.Luck (A.Vinatieri kick) .....	3-7:48
Ind. — A.Vinatieri 22 field goal .....	3-1:31
Ind. — A.Vinatieri 53 field goal .....	4-11:31

Missed FGs: None. Attendance: 63,385. Time: 3:06.

TEAM STATISTICS	CIN.	IND.
First downs .....	14	22
Third down conversions-attempts .....	6-15	6-14
Total net yards .....	254	482
Net yards rushing .....	110	114
Net yards passing .....	144	368
Pass attempts-completions-interceptions .....	35-18-0	44-31-0
Sacks against-yards lost .....	3-11	1-8
Punts-average .....	8-47.5	4-51.5
Punt returns-yards .....	2-20	5-35
Kickoff returns-yards .....	3-80	3-76
Penalties-yards .....	6-45	9-66
Fumbles-lost .....	1-1	2-1
Time of possession .....	25:50	34:10

## RUSHING

CIN.	ATT	YDS	LG	TD	IND.	ATT	YDS	LG	TD
J.Hill	13	47	18	1	D.Herron	12	56	27	1
A.Dalton	4	34	16	0	Z.Tipton	11	40	11	0
R.Burkhead	1	23	23	0	A.Luck	2	18	18	0
G.Bernard	3	6	6	0					
TOTALS	21	110	23	1	TOTALS	25	114	27	1

## PASSING

CIN.	ATT	CMP	YDS	TD-I	IND.	ATT	CMP	YDS	TD-I
A.Dalton	35	18	155	0-0	A.Luck	44	31	376	1-0
TOTALS	35	18	155	0-0	TOTALS	44	31	376	1-0

## RECEIVING

CIN.	NO	YDS	LG	TD	IND.	NO	YDS	LG	TD
G.Bernard	8	46	13	0	D.Herron	10	85	18	0
R.Hewitt	3	37	14	0	T.Hilton	6	103	30	0
R.Burkhead	3	34	26	0	H.Nicks	3	59	45	0
M.Sanu	3	31	11	0	D.Moncrief	3	54	36t	1
K.Brock	1	7	7	0	D.Allen	3	30	12	0
					J.Doyle	3	9	4	0
					C.Fleener	1	18	18	0
					R.Wayne	1	12	12	0
					Z.Tipton	1	6	6	0
TOTALS	18	155	26	0	TOTALS	31	376	45	1

## DEFENSE

Cincinnati (press box stats) — ST-AT-TT: V.Rey 5-6-11, E.Lamur 6-0-6, A.Jones 4-2-6, R.Nelson 4-1-5, M.Flowers 3-2-5, G.Iloka 2-3-5, B.Thompson 2-2-4, T.Newman 3-0-3, G.Atkins 2-1-3, D.Kirkpatrick 2-1-3, D.Peko 1-2-3, D.Dennard 2-0-2, R.Mauluga 2-0-2, C.Dunlap 1-1-2, L.Hall 1-1-2, W.Gilberry 0-2-2, M.Hunt 0-2-2. SKS-YDS.: G.Atkins 0.5-4, M.Hunt 0.5-4. INT-YDS.: None. PD: L.Hall 1, D.Kirkpatrick 1, R.Mauluga 1, T.Newman 1. FF: D.Dennard 1, V.Rey 1. FR-YDS.: R.Nelson 1-6.

Indianapolis (press box stats) — ST-AT-TT: J.Freeman 7-8-15, M.Adams 7-2-9, D.Jackson 2-4-6, V.Davis 4-0-4, L.Landry 1-2-3, G.Toler 2-0-2, E.Walden 2-0-2, D.Butler 1-1-2, C.Redding 1-1-2, A.Jones 0-2-2, J.Chapman 1-0-1, M.Hughes 1-0-1, R.Jean Francois 0-1-1, J.Newsome 0-1-1. SKS-YDS.: J.Freeman 1.5-5.5, C.Redding 1-3, R.Jean Francois 0.5-2.5. INT-YDS.: None. PD: G.Toler 3, C.Redding 2, M.Adams 1, V.Davis 1, D.Jackson 1, E.Walden 1. FF: J.Freeman 1. FR-YDS.: M.Hughes 1-0.

## 2015 SEASON

## AFC WILD CARD PLAYOFF

Pittsburgh Steelers 18, Cincinnati Bengals 16  
Saturday, Jan. 9, 2016 at Paul Brown Stadium

The Bengals rallied from a 15-0 deficit to take a 16-15 lead with 1:50 to play, and Cincinnati had a first down at the Steelers' 26-yard line with 1:36 left. But Pittsburgh recovered a fumble by HB Jeremy Hill on the next Bengals play, and the Steelers drove for a game-winning 37-yard FG at the 0:14 mark, aided by two personal foul penalties against Cincinnati. The Bengals had rallied to take the lead with three fourth-quarter scores — a one-yard TD run by Hill, a 36-yard Mike Nugent FG and a 25-yard TD pass from QB AJ McCarron to WR A.J. Green. McCarron, as he had in the last three regular-season games, was subbing for injured No. 1 QB Andy Dalton. The Bengals had the home field after winning the AFC North Division with a 12-4 record, but the 10-6 Steelers earned a Wild Card berth and advanced with the win to the Divisional playoff round.

SCORE BY PERIODS	1	2	3	4	OT	PTS.
Pittsburgh.....	0	6	9	3	—	18
Cincinnati.....	0	0	0	16	—	16

TEAM — SCORING PLAY	QTR.-LEFT
Pitt. — C.Boswell 39 field goal .....	2-2:27
Pitt. — C.Boswell 30 field goal .....	2-0:33
Pitt. — C.Boswell 34 field goal .....	3-10:09
Pitt. — M.Bryant 10 pass from B.Roethlisberger (pass failed).....	3-5:02
Cin. — J.Hill 1 run (M.Nugent kick).....	4-13:57
Cin. — M.Nugent 36 field goal .....	4-5:12
Cin. — A.Green 25 pass from A.McCarron (run failed).....	4-1:50
Pitt. — C.Boswell 35 field goal .....	4-0:14

Missed FGs: None. Attendance: 63,257. Time: 3:41.

TEAM STATISTICS	PITT.	CIN.
First downs.....	21	19
Third down conversions-attempts.....	2-13	5-15
Total net yards.....	369	279
Net yards rushing.....	167	91
Net yards passing.....	202	188
Pass attempts-completions-interceptions.....	36-20-1	41-23-1
Sacks against-yards lost .....	4-38	3-24
Punts-average.....	7-41.9	6-42.5
Punt returns-yards.....	2-8	2-34
Kickoff returns-yards .....	1-16	2-50
Penalties-yards .....	10-142	8-79
Fumbles-lost.....	2-1	5-3
Time of possession.....	30:37	29:23

## RUSHING

PITT.	ATT	YDS	LG	TD	CIN.	ATT	YDS	LG	TD
J.Todman	11	65	25	0	J.Hill	12	50	38	1
F.Toussaint	17	58	9	0	G.Bernard	6	28	14	0
M.Bryant	1	44	44	0	A.McCarron	5	9	6	0
					R.Burkhead	1	4	4	0
TOTALS	29	167	44	0	TOTALS	24	91	38	1

## PASSING

PITT.	ATT	CMP	YDS	TD-I	CIN.	ATT	CMP	YDS	TD-I
B.Roethlisberger	31	18	229	1-0	A.McCarron	41	23	212	1-1
L.Jones	5	2	11	0-1					
TOTALS	36	20	240	1-1	TOTALS	41	23	212	1-1

## RECEIVING

PITT.	NO	YDS	LG	TD	CIN.	NO	YDS	LG	TD
A.Brown	7	119	60	0	A.Green	5	71	25t	1
M.Bryant	5	29	10t	1	T.Eifert	5	58	18	0
F.Toussaint	4	60	27	0	M.Jones	4	32	13	0
M.Wheaton	2	23	24	0	J.Hill	3	27	13	0
H.Miller	2	9	5	0	M.Sanu	3	17	8	0
					G.Bernard	2	2	4	0
					R.Burkhead	1	5	5	0
TOTALS	20	240	60	1	TOTALS	23	212	25t	1

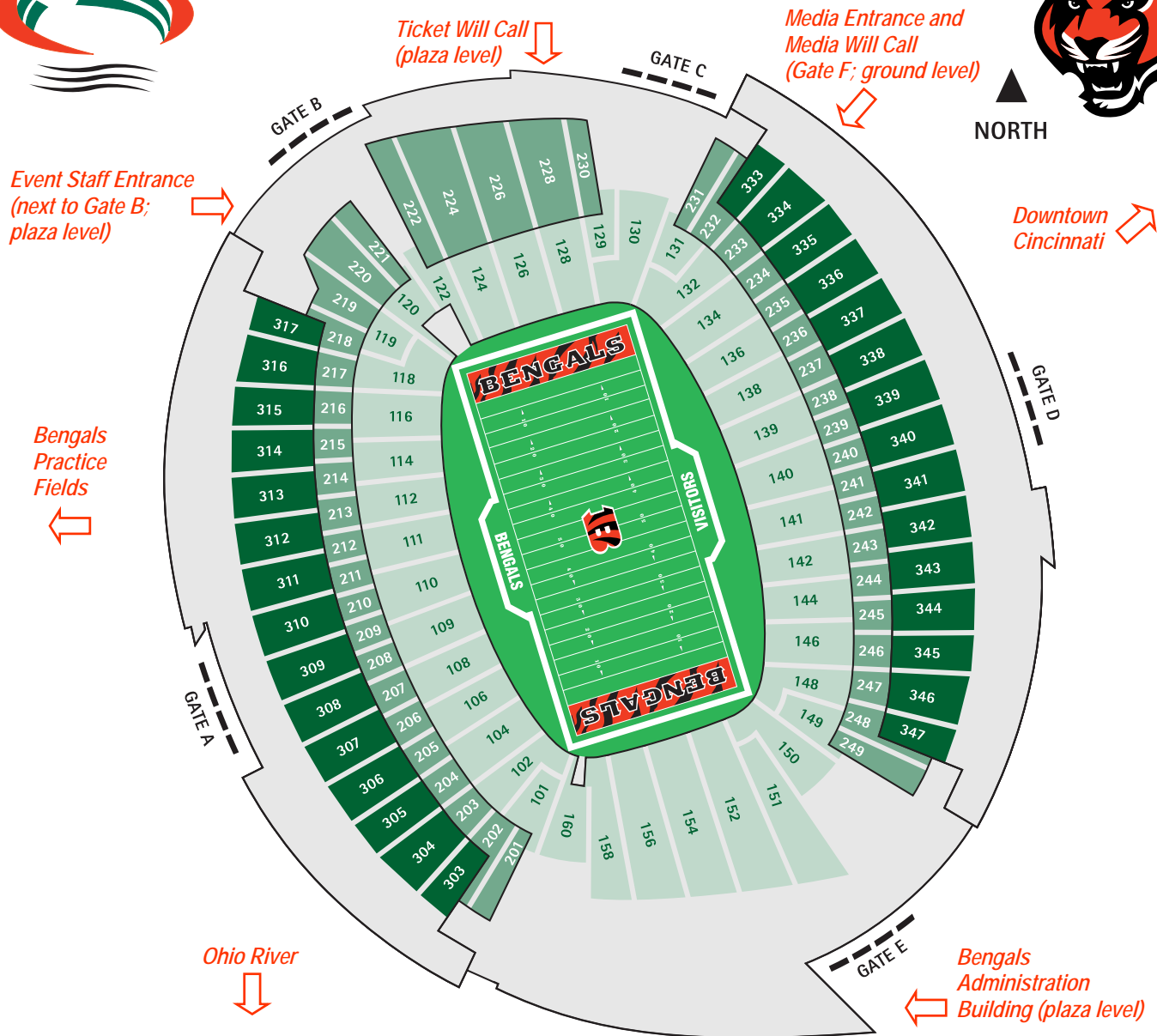
## DEFENSE

Pittsburgh (press box stats) — ST-AT-TT: R.Shazier 9-4-13, W.Gay 4-1-5, J.Harrison 3-1-4, J.Jones 2-2-4, A.Moats 2-2-4, L.Timmons 2-2-4, W.Allen 3-0-3, B.Dupree 2-1-3, S.Tuitt 1-2-3, B.Boykin 2-0-2, M.Mitchell 2-0-2, C.Thomas 1-1-2, A.Blake 1-0-1, C.Heyward 1-0-1, S.McLendon 1-0-1, V.Williams 1-0-1. SKS.-YDS.: J.Jones 1-11, C.Heyward 1-11, J.Harrison 1-2. INT.-YDS.: A.Blake 1-35. PD: R.Shazier 2, A.Blake 1, R.Golden 1. FF: R.Shazier 2, C.Heyward 1, J.Jones 1. FR-YDS.: C.Thomas 1-11, R.Shazier 1-0, R.Cockrell 1-(-3).

Cincinnati (press box stats) — ST-AT-TT: R.Mauluga 7-3-10, V.Burfict 5-1-6, S.Williams 5-0-5, G.Iloka 4-1-5, M.Johnson 4-1-5, G.Atkins 3-0-3, R.Nelson 3-0-3, D.Smith 3-0-3, D.Kirkpatrick 2-1-3, C.Lewis-Harris 2-1-3, C.Dunlap 1-2-3, L.Hall 2-0-2, A.Jones 1-1-2, V.Rey 1-1-2, W.Clarke 1-0-1, A.Hawk 1-0-1, W.Gilberry 0-1-1, P.Sims 0-1-1. SKS.-YDS.: V.Burfict 1-12, R.Nelson 1-10, G.Atkins 1-5, C.Dunlap 0.5-5.5, P.Sims 0.5-5.5. INT.-YDS.: V.Burfict 1-0. PD: V.Burfict 1, C.Dunlap 1, L.Hall 1, C.Lewis-Harris 1, V.Rey 1, P.Sims 1. FF: V.Burfict 1, S.Williams 1. FR-YDS.: G.Iloka 1-0.



# Paul Brown Stadium Seating Diagram and Ticket Information



Paul Brown Stadium seats 65,515 for Bengals games. Ticket information is available online by visiting [www.bengals.com/tickets](http://www.bengals.com/tickets). Fans can purchase tickets, which range in price from \$23-\$62 in preseason and \$52-\$140 in regular season, in any of the following three ways:

- 1) By telephone by contacting the Bengals ticket office at 513-621-TDTD (8383) or TicketMaster at 1-800-745-3000.
- 2) Online by visiting [www.bengals.com/tickets](http://www.bengals.com/tickets) or [www.ticketmaster.com](http://www.ticketmaster.com).
- 3) In person from 9 a.m.-5 p.m. Monday through Friday at the Bengals ticket office, located in the team's administrative offices on the Plaza Level near Gate E on the southeast side of the stadium. On game days, the ticket office is located on the Plaza Level between Gates B and C on the north side of the stadium, opening four hours prior to kickoff for day-of-game ticket purchases.

For information about season tickets, contact the Bengals ticket office at 513-621-TDTD (8383) or visit [www.bengals.com/tickets](http://www.bengals.com/tickets). For information about club seats, private suites and hospitality opportunities, contact the team's premium seat sales department at the same number or visit [www.bengals.com/tickets](http://www.bengals.com/tickets).

Paul Brown Stadium seating elevations are divided into three primary levels. The capacities and ticket price ranges:

SEATING AREA	*NO. OF SEATS	*PRESEASON	*REG.-SEASON
Field Level (light green sections in above diagram) .....	28,385	\$37-\$62	\$80-\$140
Club Level (medium green; includes private suites) .....	17,800	\$28-\$49	\$65-\$100
Canopy Level (dark green) .....	19,330	\$23-\$49	\$52-\$105
	<b>65,515</b>		

*\*NOTE: Price ranges listed are for non-premium, single-game tickets only. For information about the pricing of club seats, private suites and hospitality opportunities, contact the Bengals' premium seat sales department at 513-621-TDTD (8383). The stadium capacity listed does not include additional standing room seats in private suites, or wheelchair-accessible seating locations.*



## CINCINNATI BENGALS

One Paul Brown Stadium, Cincinnati, Ohio 45202

Administrative Offices: (513) 621-3550 | FAX: (513) 621-3570

Bengals Ticket Hotline: (513) 621-8383 | Toll-free Ticket Hotline: (866) 621-8383

[www.bengals.com](http://www.bengals.com)

# 2016 SCHEDULE

### Preseason

DAY	DATE	OPPONENT	TIME
Fri.	Aug. 12	MINNESOTA	7:30 p.m.
Thurs.	Aug. 18	at Detroit	7:30 p.m.
Sun.	Aug. 28	at Jacksonville (NBC)	8 p.m.
Thurs.	Sept. 1	INDIANAPOLIS	7:30 p.m.

### Regular season

DAY	DATE	OPPONENT	TIME
Sun.	Sept. 11	at N.Y. Jets	1 p.m.
Sun.	Sept. 18	at Pittsburgh	1 p.m.
Sun.	Sept. 25	DENVER	1 p.m.
Thurs.	Sept. 29	MIAMI (NFL Network)	8:25 p.m.
Sun.	Oct. 9	at Dallas*	4:25 p.m.
Sun.	Oct. 16	at New England*	1 p.m.
Sun.	Oct. 23	CLEVELAND*	1 p.m.
Sun.	Oct. 30	WASHINGTON (at London)	9:30 a.m.
Sun.	Nov. 6	— BYE —	
Mon.	Nov. 14	at N.Y. Giants (ESPN)	8:30 p.m.
Sun.	Nov. 20	BUFFALO*	1 p.m.
Sun.	Nov. 27	at Baltimore*	1 p.m.
Sun.	Dec. 4	PHILADELPHIA*	1 p.m.
Sun.	Dec. 11	at Cleveland*	1 p.m.
Sun.	Dec. 18	PITTSBURGH (NBC)*	8:30 p.m.
Sat.	Dec. 24	at Houston (NFL Network)	8:25 p.m.
Sun.	Jan. 1	BALTIMORE*	1 p.m.

All times are Eastern.

An asterisk (\*) denotes a game subject to flexible scheduling.